


Viewing Report Cards and Other Documents


Family Access

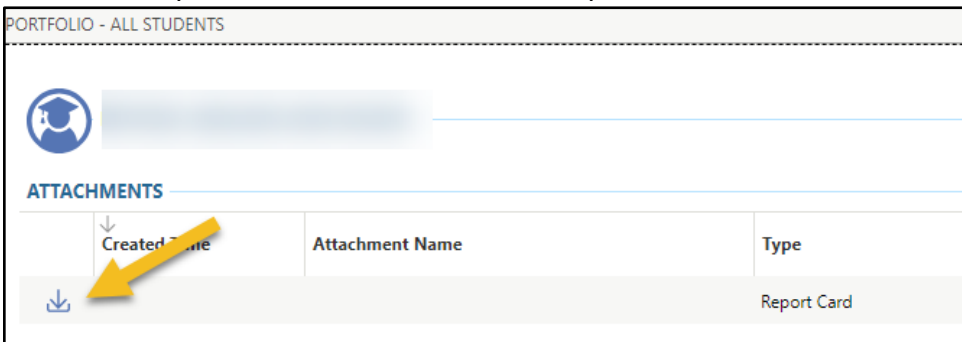
Report cards, progress reports, and certain state testing scores can be viewed in Family Access. This information is available to families for all students.

To view report cards and reports,

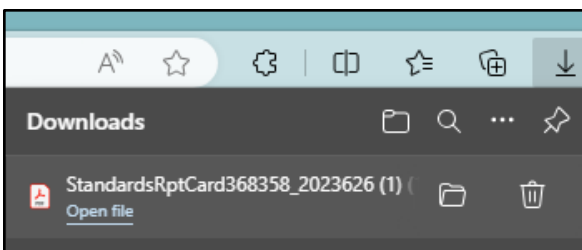
1. Navigate to the home screen (click on “Skyward” logo), and select the tile, **Portfolio**.



2. From the list of Attachments for a given student, click the Download  icon to download a specific attachment, such as a report card.



The document is downloaded to your computer or device.



If the document doesn't download, please check your browser's or device's settings.