

2015



Annual Report
to the Community



Elizabethtown
Area School District

Message from **the District**




The Elizabethtown Area School District publishes its **Annual Report to the Community** to specifically help our stakeholders sift through the complex landscape that is public education. In our local and regional newspapers, we often read articles about area schools' performance on standardized assessments like Keystone Exams, PSSA, SAT, PSAT, and AP Exams, as well as scores for SPP, PVASS, and other school performance measurements.

We are often asked "which is most important?" From our seats as the proud leaders of the school district, there is no easy answer as school systems cannot be measured by a state-developed algorithm or score on a state-mandated assessment. The state measurements, while important, typically only measure a single subject at a single point in time. They do not account for the learning that is being demonstrated on a day-to-day basis across all subject areas.

To the contrary, OUR PURPOSE IS STUDENT LEARNING that capitalizes on personalized learning opportunities in all subject areas! Student learning in the EASD will prepare our students for college and careers, promote 21st Century learning skills and processes, and engage students in real world problem solving. Rather than measure success with an isolated assessment, we seek to provide robust offerings to our students in a wide array of arenas including in the academic, arts, athletic/extracurricular, and altruism fronts. We feel strongly that each area is vitally important in helping us achieve our goal of *every student graduates ready to live, learn, and thrive in a global community.*

Rest assured, our District truly is a leader in the field of public education! With our unflinching commitment to student learning and the firm belief by all that every child can learn and grow within a 21st century learning model, our success across a wide spectrum of essential measurements is evident in the charts contained in this publication. We are proud of the work that has been accomplished and highlighted in this report. We hope you find this information both interesting and informative.

Respectfully,



Terry L. Seiders
Board President

Sincerely,



Michele M. Balliet, Ed.D.
Superintendent of Schools



Board of Education

Terry L. Seiders	<i>President</i>
M. Caroline Lavani	<i>Vice President</i>
Robert S. Cronin	<i>Director</i>
Craig M. Hummer	<i>Director</i>
Michael D. Nicodemus	<i>Director</i>
Christopher S. Olnick	<i>Director</i>
Michelle J. Pelna	<i>Director</i>
Jeffrey D. Phillips	<i>Director</i>
Karen R. Sweigart	<i>Director</i>

The board members listed above reflect the sitting board at the time of publication of the 2014-2015 annual report. Mrs. Louisa M. Clark and Dr. Ronald T. Grenko completed their terms in November 2015.


School Board Meeting Information

The Board of Education invites stakeholders to stay informed about the governance of the District by attending school board meetings. Meetings are typically held on the second and third Tuesday of every month beginning at 7 p.m. The public is invited to offer public comment at both sessions. Meeting agendas and minutes can be found on the District website at www.etownschools.org.

About the Annual Report



The classic board game Trivial Pursuit® required participants to move their game piece around a playing board by answering trivia questions in a variety of categories including Arts & Literature, Entertainment, Geography, History, Science & Nature, and Sports & Leisure. Each of the six categories had a corresponding color and every time a player answered a question correctly he/she collected a “pie slice” to place in his/her game piece. To win the game of Trivial Pursuit®, a player must have collected a pie slice of each color.



Our school system operates much in the same manner as the game of Trivial Pursuit®. We believe that our symbolic game piece consists of four pie slice categories: Academics, The Arts, Athletics/Extracurriculars, and Altruism. To “win” our version of Trivial Pursuit®, we need to prepare kids to live, learn, and thrive in a global community by providing opportunities in ALL four areas. In essence, we value achieving broad success in the Academic, Arts, Athletics/Extracurriculars, and Altruism arenas as equally important in order for our students to be proficient/capable in our curricular offerings, as well as successfully transition from grade level to grade level, ultimately graduating from EAHS college or career ready.

The facts and figures contained in this report have been broken out by the District’s four Trivial Pursuit® categories of Academics, The Arts, Athletics/Extracurriculars, and Altruism. It also provides a glimpse of who we are as a school district and community in the “E-town by the Numbers” section. To assist us, as well as our stakeholders, in gauging whether we have earned the four pie slices needed to prepare kids to live, learn, and thrive in a global community, we have identified indicators of success for each area. Keep in mind that while each pie slice is weighted equally, the hardest pie slice to earn is the Academic slice as it has the most extensive list of indicators for the district to meet.

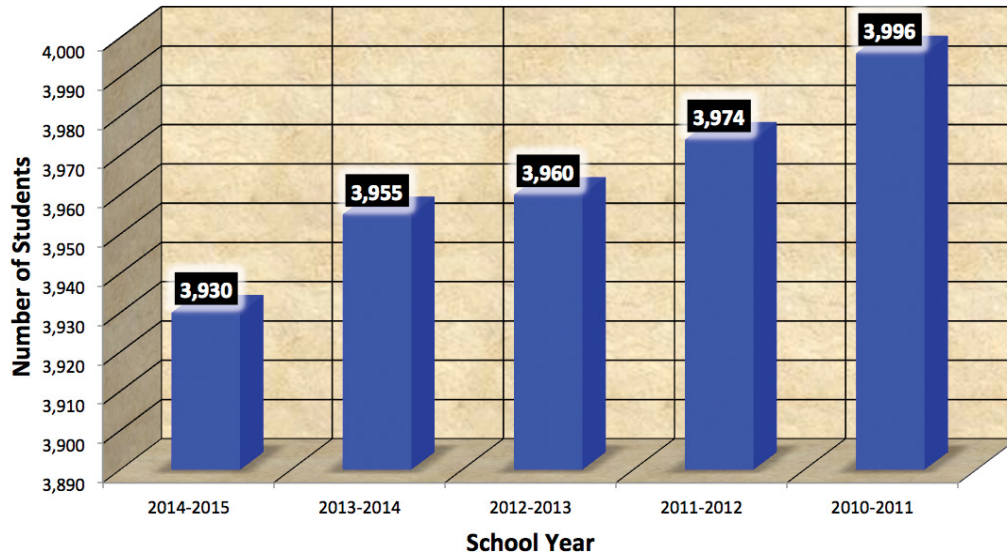
At the end of this publication, we provide OUR game piece and whether we believe we have earned ALL four pie slices based on our analysis of our indicators of success.

Trivial Pursuit® is a registered trademark of Horn Abbot Ltd. The reference to the Trivial Pursuit® board game is used as an analogy herein, and its use is not intended to convey to the public that the contents of this paper is authorized, sponsored or otherwise expresses the views of Horn Abbot Ltd.

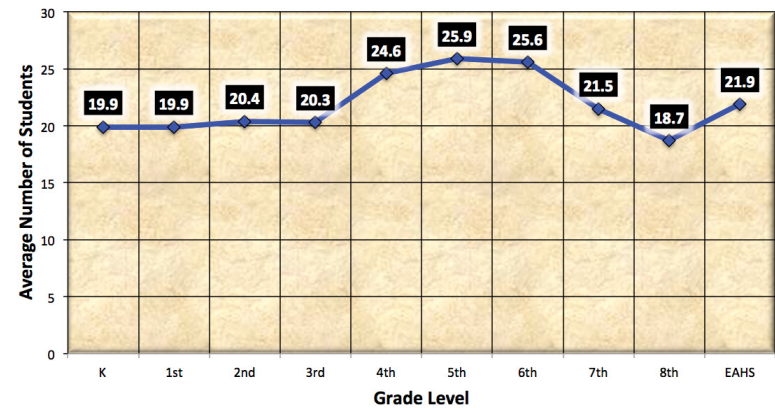
By the Numbers

In order to establish and develop an instructional program that fosters student achievement and growth, we must have a clear picture of who we are as a school district. As such, we diligently collect and assess data about our students, faculty, and staff to maximize our resources and improve the efficiency of our operations.

FIVE-YEAR ENROLLMENT HISTORY



2014-2015 AVERAGE CLASS SIZE



E Facts

3,930 students district-wide

- 149 - Bainbridge Elementary
- 506 - East High Street Elementary
- 217 - Mill Road Elementary
- 276 - Rheems Elementary
- 915 - Bear Creek School
- 620 - Elizabethtown Area Middle School
- 1,247 - Elizabethtown Area High School

THREE-YEAR PROGRAMS & SERVICES HISTORY

Membership Category	2014-2015	2013-2014	2012-2013
Free/Reduced Lunch	1,011	927	917
Special Education	534	512	492
Gifted Education	240	234	234
Career & Technical School	95	107	117
English as a Second Language	44	51	54
Homeless	19	40	6
Home School	140	149	162
Cyber-Charter School	96	91	113
Agriculture Program	40	49	46

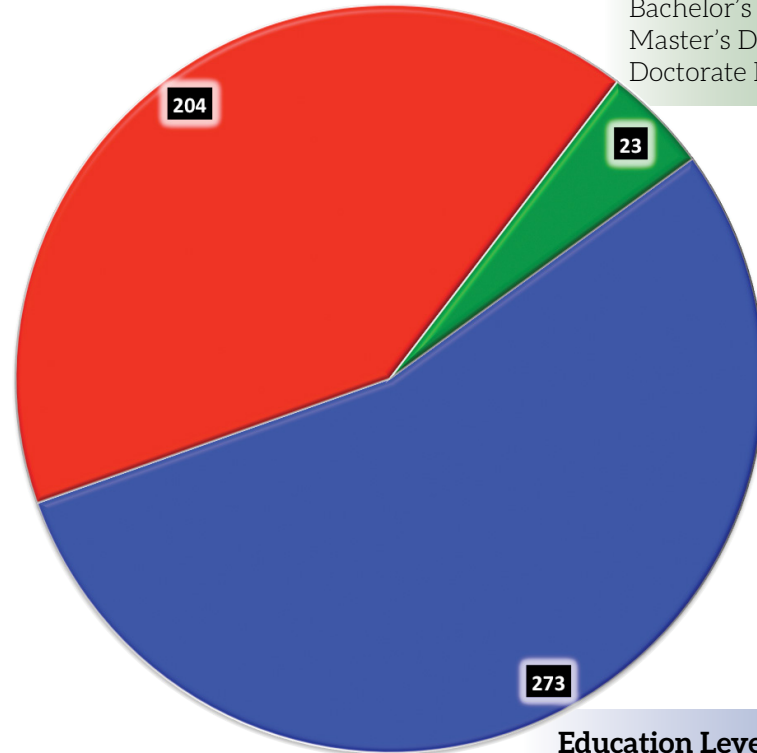


2014-2015 STAFF BREAKDOWN

(by NUMBER)

Education Level of Administrative Staff

Bachelor's Degree	3
Master's Degree	16
Doctorate Degree	4

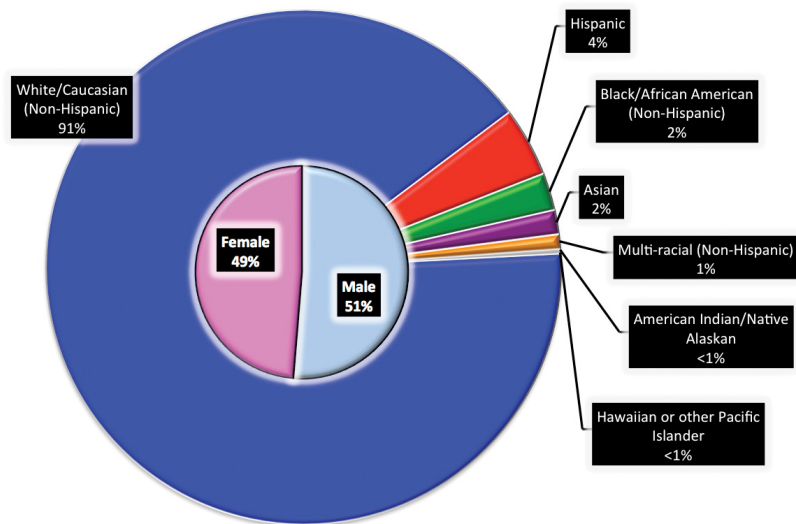


Education Level of Professional Staff

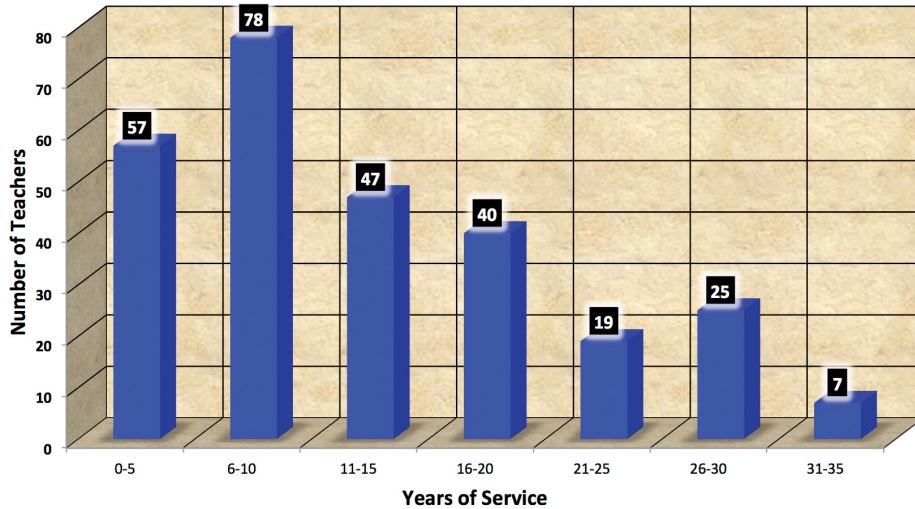
Bachelor's Degree	72
Master's Degree	176
Master's Equivalency	20
Doctorate Degree	5

- Professional Staff
- Support Staff
- Administrative Staff

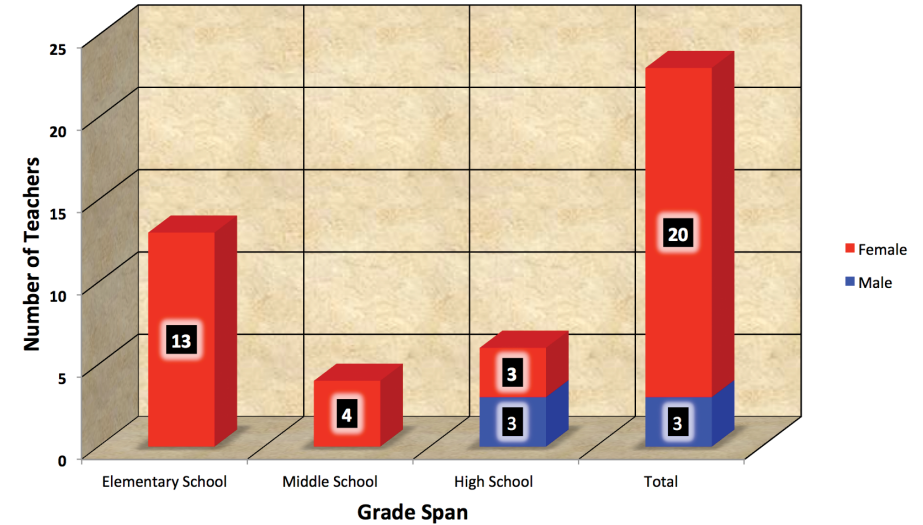
2014-2015 STUDENT SNAPSHOT



2014-2015 TEACHER PROFILE



2014-2015 PROFESSIONAL STAFF HIRES

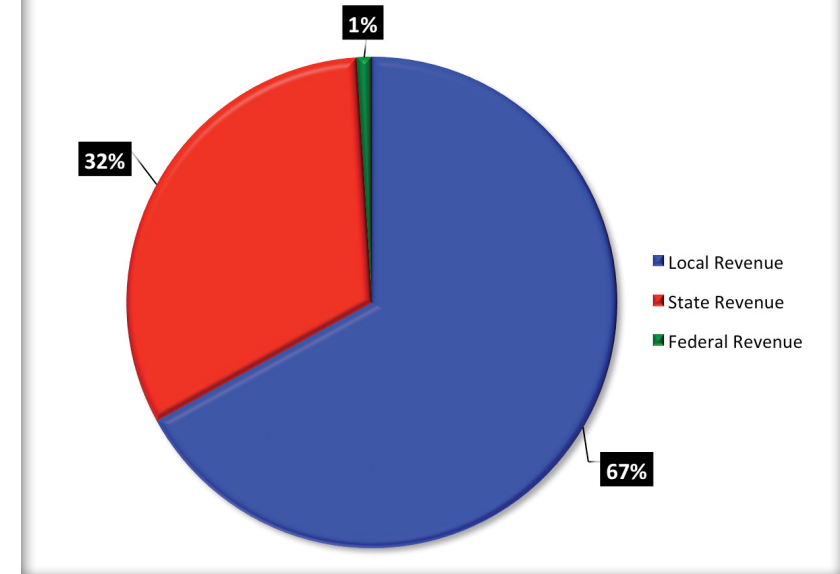


Of the 23 professional staff hires for the 2014-2015 school year, 12 were hired to fill a vacancy due to a retirement, 10 were hired to fill a vacancy due to a resignation, and only 1 was for a new position.

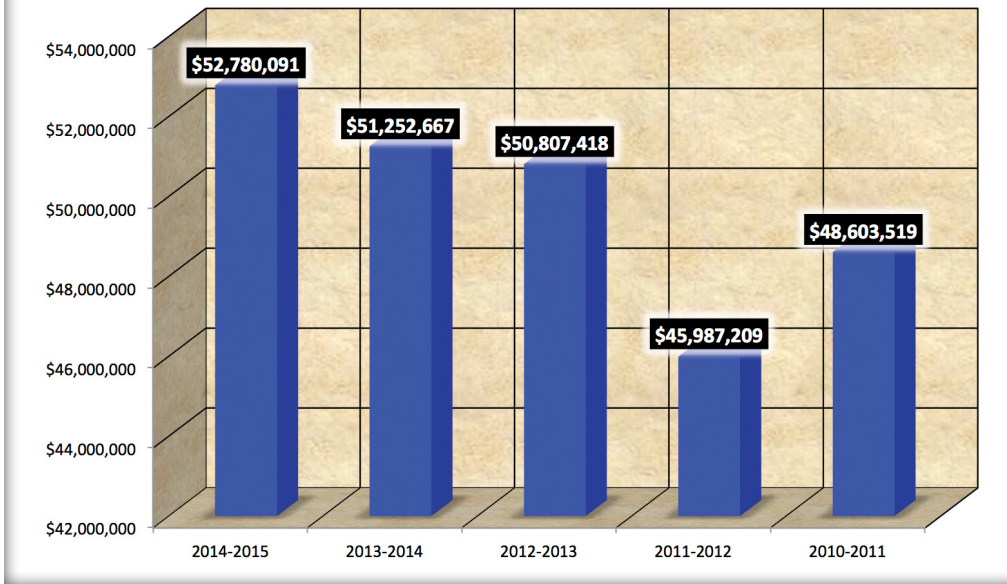
E Facts

- 50% - Percent of current faculty have been with the EASD for more than ten years.
- 29% - Percent of current faculty have been with the EASD for between six and ten years.
- 29% - Percent of teachers hired in the last five years had a graduate degree at the time of hire.
- 43% - Percent of teachers hired in the last five years had previous teaching experience.
- 40% - Percent of current administrators have been with the EASD in an administrative role for at least six years.
- 87% - Percent of current administrators have at least a graduate degree.
- 70% - Percent of current administrators have been in education at least 10 years.
- 23 - Total number of administrators (below 2002-2003 levels for administrators).

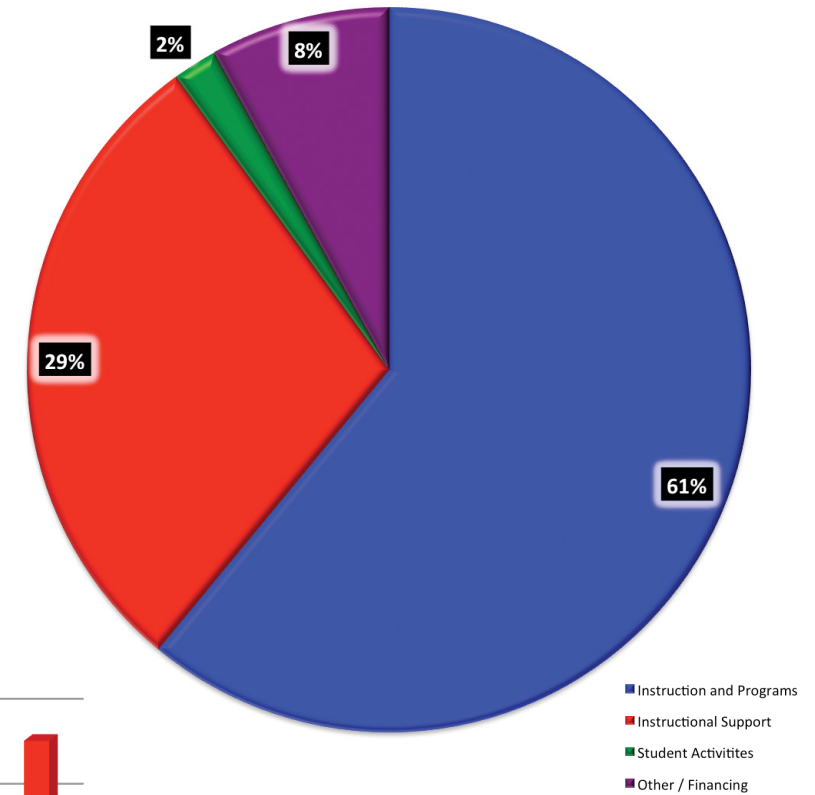
2014-2015 REVENUE BY SOURCE



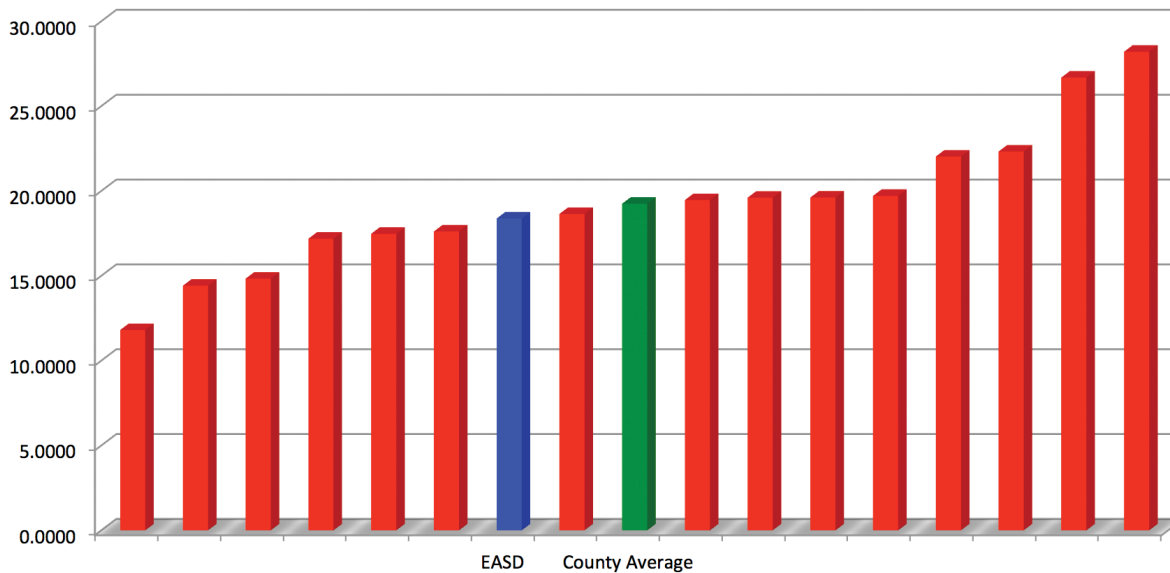
FIVE-YEAR BUDGET HISTORY



2014-2015 EXPENDITURES BY FUNCTION



2014-2015 LANCASTER COUNTY MILLAGE RATES



The millage rates for the 15 other schools in Lancaster County are individually illustrated in red.

E Facts

- \$13,430 - Per pupil spending for the 2014-2015 school year.
- 2.05% - Average EASD tax increase over the last 5 years.
- 90% of EASD expenditures go toward student learning directly.



Academics

Why Are Academics Important?

Mastering the skills and concepts taught across all subject areas is the foundation for a well-rounded education. The basic information taught in various classes is critically important to future educational and career choices. Equally important to mastering the taught content is academic growth. EASD prides itself in looking at where our students are, providing supports and learning opportunities to take them to the next step and close the achievement gap. As such, EASD offers a strong academic program in grades K-12 that is designed to prepare students not only to move from grade level to grade level successfully, but also prepare them to be successful upon graduating from our school system.

AVERAGE DAILY ATTENDANCE RATES

	Grades K-6	Grades 7-8	Grades 9-12
2014-2015	95.99%	94.67%	93.87%
2013-2014	96.36%	94.88%	94.29%
2012-2013	96.07%	94.93%	94.12%

Indicator of Success: 90% or above attendance rate

E Facts

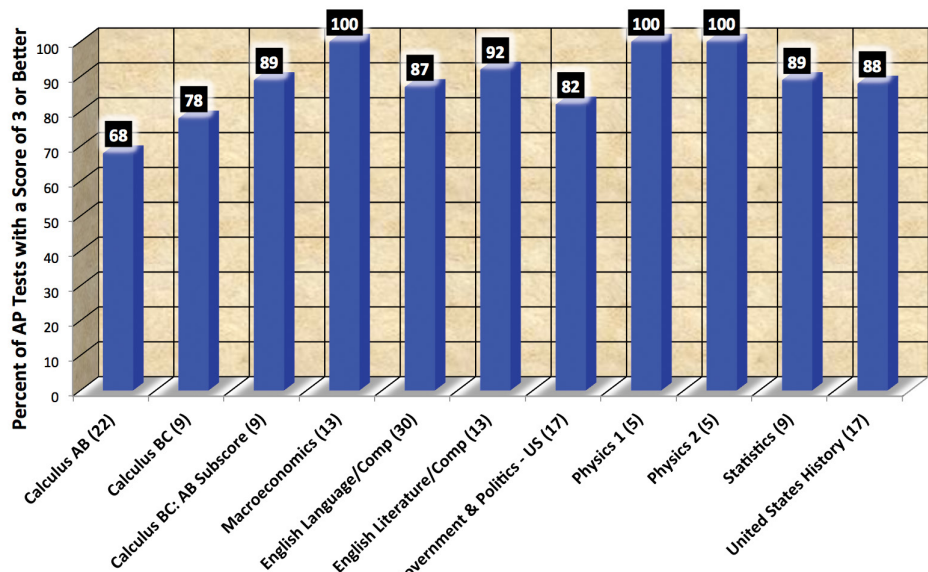
- 271 - Number of graduates.
- 92.68% - EASD graduation rate.
- 7% - Percent of seniors with a 100% grade average or better across all subject areas.
- 38% - Percent of seniors with at least a "90%" or better grade average across all subject areas.
- 80% - Percent of seniors with at least a "80%" or better grade average across all subject areas.

Indicator of Success: 90% or better graduation rate.

Indicator of Success: 80% of seniors with at least an 80% or better grade average across all subject areas



2014-2015 ADVANCED PLACEMENT TESTING



Indicator of Success: 80% of AP Exam scores a 3 or better

() Number of Test Takers in Subject Area



E Facts

- 149 - Number of AP Exams taken
- 11 - Number of subject areas where students tested
- 86% - Percent of scores that qualified for possible college credit (score of 3 or better)
- 19% - Percent of tests taken that received the highest possible score (5)

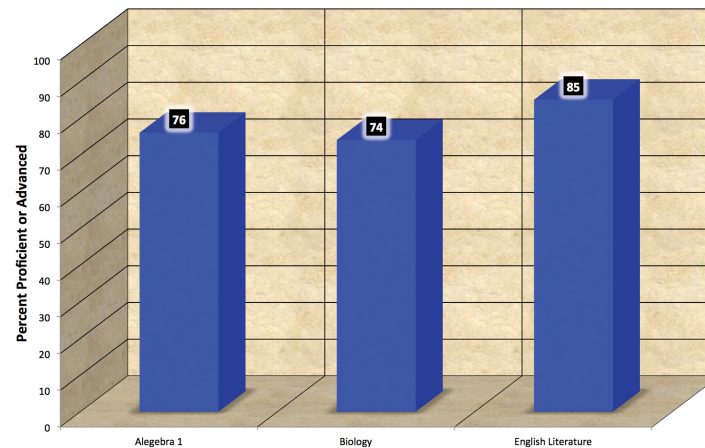
E Facts

Twenty-two (4%) juniors and seniors took a dual enrollment course at one of the following three institutions of higher learning:

- Elizabethtown College
- Harrisburg Area Community College
- Penn State - Harrisburg Campus

A sampling of courses taken included Probability and Statistics, Fundamentals of Chemistry, Intermediate Microeconomics, Calculus III, Linear Algebra, and US History.

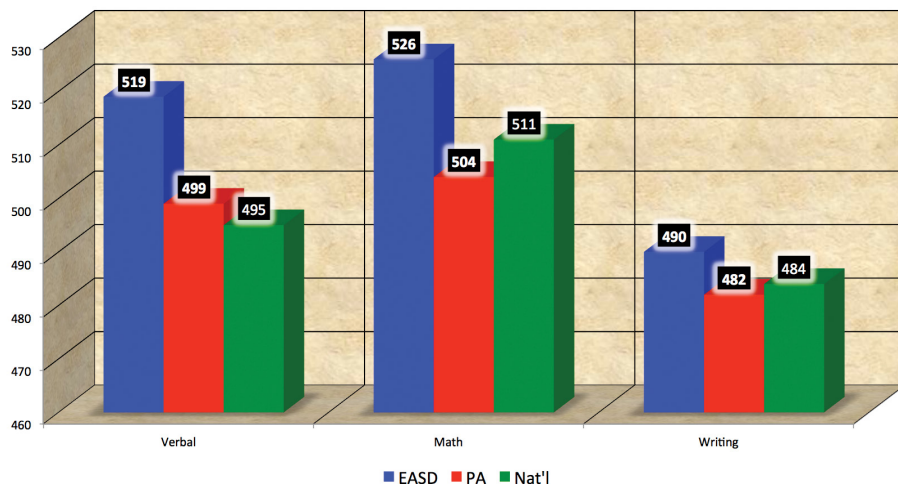
2014-2015 KEYSTONE EXAM RESULTS FOR CLASS OF 2015



Indicator of Success: 80% proficient or advanced on Keystone Exams

NOTE: A continued emphasis remains focused on improving instructional practices to deliver the approved curriculum, which over time will yield greater growth and achievement to surpass our indicator of success in the area of Keystone Exams.

2014-2015 SCHOLASTIC APTITUDE TEST



Indicator of Success: SAT scores above state averages

E Facts

- 64% - Percent of graduating seniors who took the SAT.
- 86% - Percent of graduating seniors who took the SAT and scored a 1,550 or higher.
- 71% - Percent of graduating seniors who took the ACT and scored a 22 or higher (1,550 SAT equivalent).
- 1,535 - Combined SAT score for EASD test takers (PA Average - 1,485 / National Average - 1,490).

Indicator of Success: 80% of SAT test takers scoring a 1,550 or higher

Indicator of Success: 80% of ACT test takers scoring a 22 or higher

Indicator of Success: Combined SAT score for EASD test takers above the state average

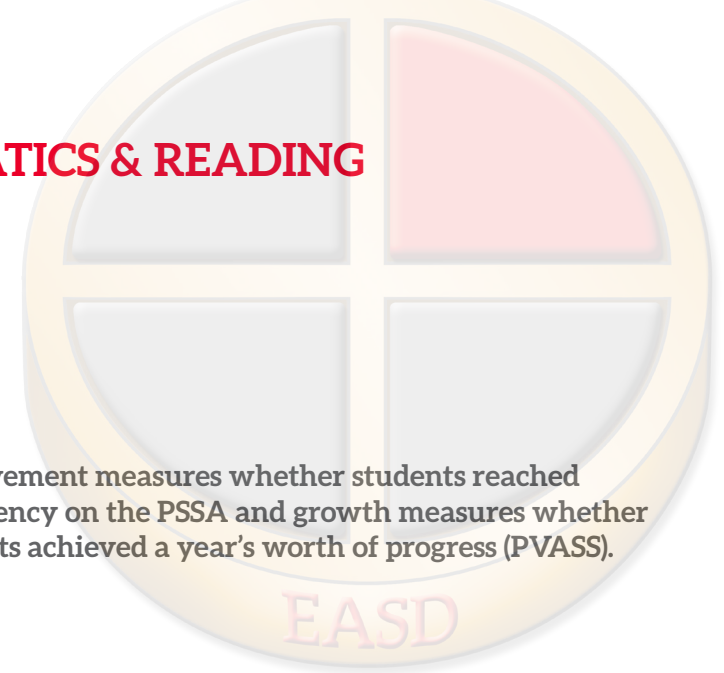
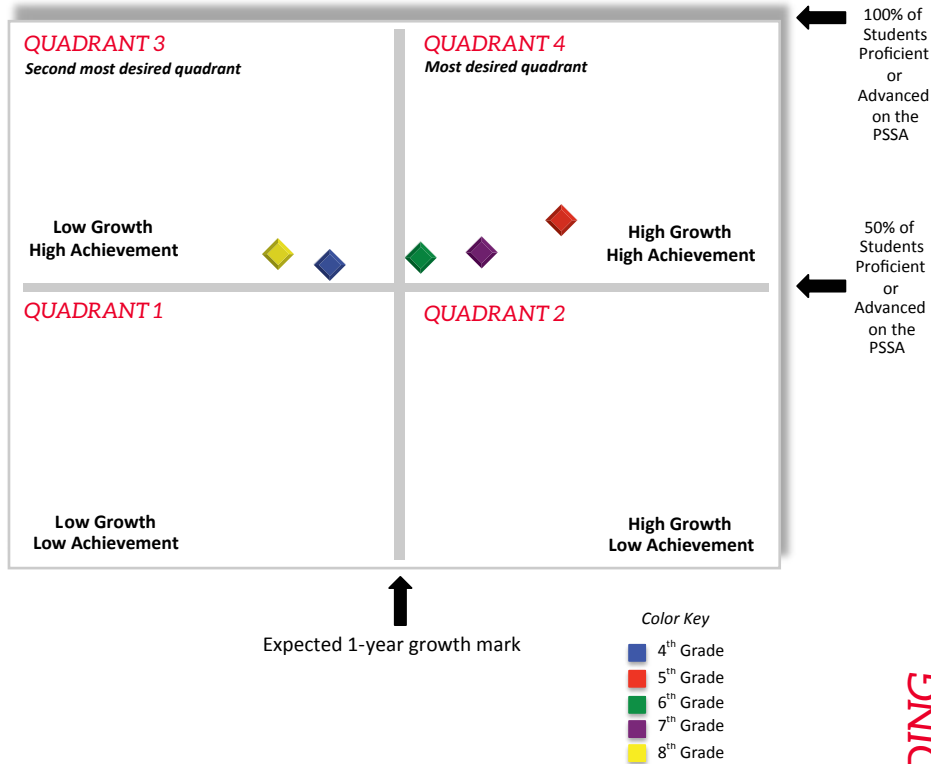
E Facts

- Mill Road Elementary School was named a United States Department of Education National 2015 Blue Ribbon School based on multiple years of data culminating with the 2014-2015 school year.
- East High Street Elementary School was honored by the United States Department of Education as a "High Achievement Reward School" for student performance on the Pennsylvania System of School Assessment.
- One gold medal team in the Lancaster-Lebanon IU13 Real World STEM Solution challenge.
- Five FFA Alumni Jacket Program award recipients.
- Four FFA Keystone Degree recipients, the highest honor given by the Pennsylvania FFA Association.
- One National Merit Scholarship Corporation finalist.
- Four honorees in the Lancaster Newspapers' Newspaper in Education program.
- One bronze medal team in the Regional Governor's JOBS1st PA STEM competition.
- One state champion team in the We The People competition.
- One silver medalist in the national F1 in Schools program.
- Forty-seven inductees into the National Honor Society.
- One league champion team in the Lancaster-Lebanon Quiz Bowl League.
- One bronze medalist in the Lincoln Chapter Math Counts competition.
- Ten award-winners in the Lancaster County Career and Technical Center Awards program.
- Valedictorian at the Lancaster County Career and Technical Center (3rd year in a row).
- One bronze medalist in the Lancaster County Career and Technical Center's Skills USA state competition.
- One Commended Student in the National Merit Scholarship Corporation program.
- One finalist team in the Harrisburg Area Community College Computer Programming Competition.
- Sixty-six members of the Class of 2015 were honored with seventy-nine scholarships totaling over \$138,000 at Senior Awards Banquet.

Indicator of Success: Student awards across a wide range of curriculum areas and grade spans

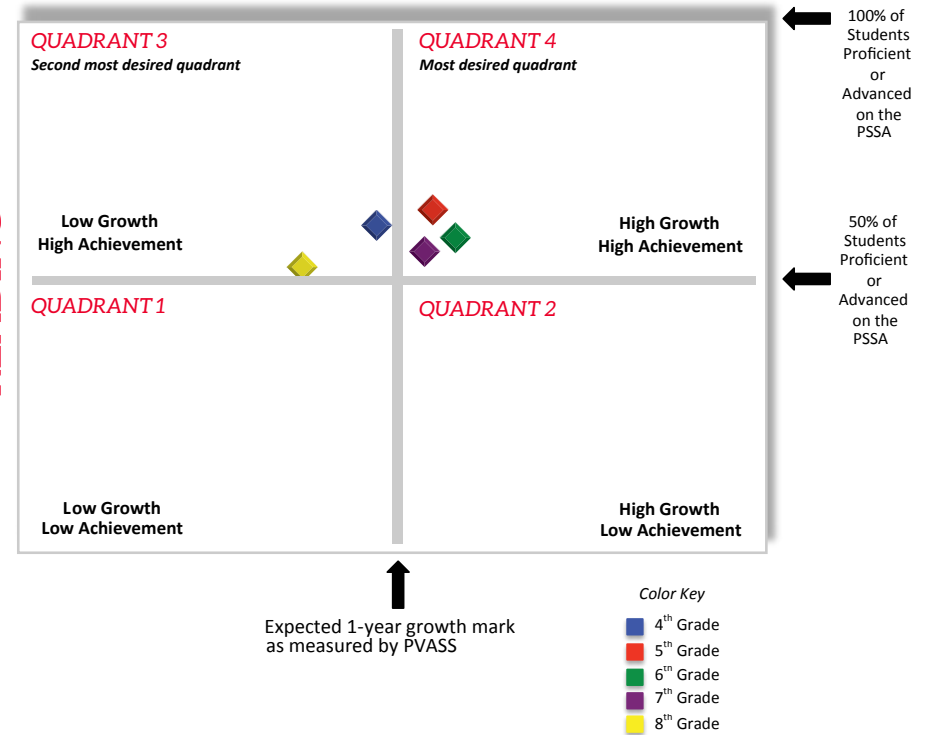
2015 PSSA ACHIEVEMENT AND GROWTH - MATHEMATICS & READING

MATHEMATICS



Achievement measures whether students reached proficiency on the PSSA and growth measures whether students achieved a year's worth of progress (PVASS).

READING



PSSA – Pennsylvania System of School Assessment (Commonwealth of PA’s standardized test with questions based on Pennsylvania standards and concept expectations)

PVASS – Pennsylvania Value Added Assessment System (is not a test, the data is taken from the PSSA and helps to determine if a student made one year’s worth of growth)

Indicator of Success: Student learning equates to Quadrants 3 and 4.

2014-2015 SCHOOL PERFORMANCE PROFILE



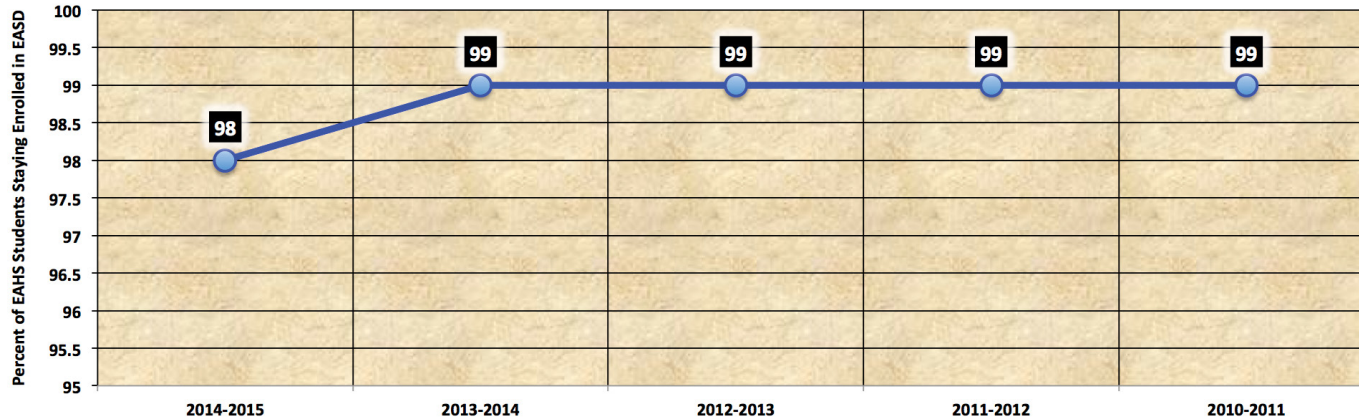
Developed by the PA Department of Education, the School Performance Profile (SPP) is intended to provide a comprehensive overview of student performance for public school entities in Pennsylvania. The SPP is based on a 100-point scale. Schools that scored 70 or higher met the state standard for 2014-2015 (Hit the Target). Scores take into account a myriad of items including standardized tests scores, growth on standardized tests, graduation rates, attendance rates.

E Facts

- EAHS far exceeded the expected state standard for performance
- EAHS increased its 2014-2015 SPP score by 9 points for this collection of students

The Pennsylvania Department of Education instituted a one-year pause on SPP scores at the elementary and middle school levels

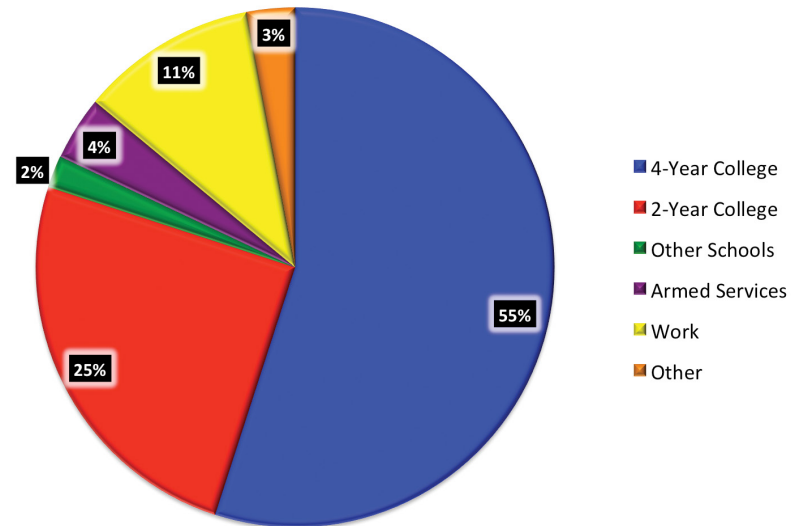
FIVE-YEAR TREND OF HIGH SCHOOL STUDENTS STAYING ENROLLED IN EASD



Indicator of Success: 95% of all high school students staying enrolled in the EAHS



CLASS OF 2015 POST GRADUATION PLANS



Indicator of Success: 95% of graduating seniors prepared for some form of post-secondary education or career choices such as the armed services or workforce

E Facts

- 100% of 3rd graders attending one of the 4 primary elementary schools successfully transitioned to the Bear Creek School.
- 99% of 6th graders attending the Bear Creek School successfully transitioned to EAMS.
- 98% of 8th graders attending EAMS successfully transitioned to EAHS.
- 98% of all students met promotion criteria for grade level to grade level.

Indicator of Success: 95% of all students meeting grade level criteria for the EASD



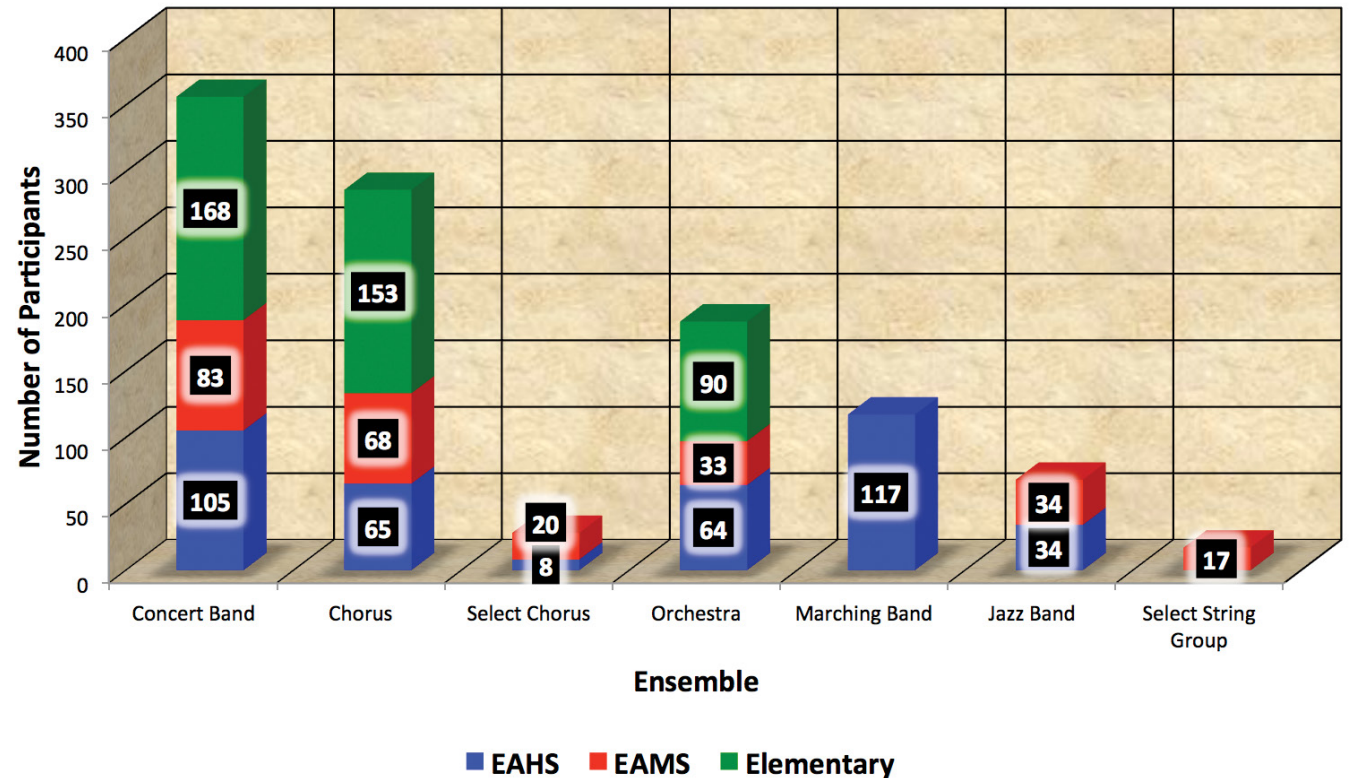
The Arts

Why are the Arts important?

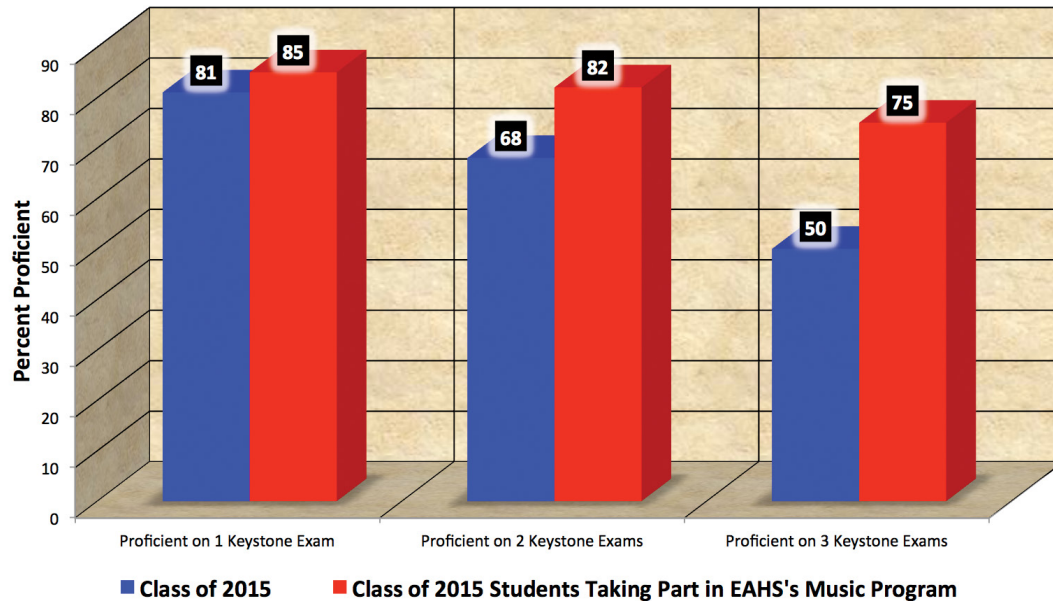
Participation in music and theater has shown to have positive influences on academic performance of students including gains in math, reading, critical thinking, and verbal skills. As such, participation in the Arts helps improve student proficiency in our high quality academic offerings and ultimately builds a solid foundation for future study and career options.



2014-2015 PARTICIPATION LEVELS - THE ARTS



IMPACT OF THE ARTS ON ACADEMICS



Indicator of Success: 70% of students that are enhancing their educational experience through participation in EASD's music program that passed all three Keystone Exams



E Facts

- 4 PMEA Elementary Songfest Participants
- 5 PMEA High School Regional Orchestra Festival Participants
- 5 LLMEA Middle School County Band Festival Participants
- 3 PMEA High School District Band Festival Participants
- 14 LLMEA High School County Band Festival Participants
- 5 PMEA High School District Chorus Festival Participants
- 5 PMEA High School District Orchestra Festival Participants
- 1 PMEA High School Regional Band Festival Participant
- 4 PMEA High School Regional Chorus Festival Participants
- 9 PMEA Elementary District String Fest Participants
- 1 PMEA High School All-State Orchestra Festival Participant
- 4 Hershey Apollo Theater Awards Honoring Acting, Singing, and Dancing Abilities From School Theater Programs

Indicator of Success: Student awards across a wide range of curriculum areas and grade spans related to the arts.

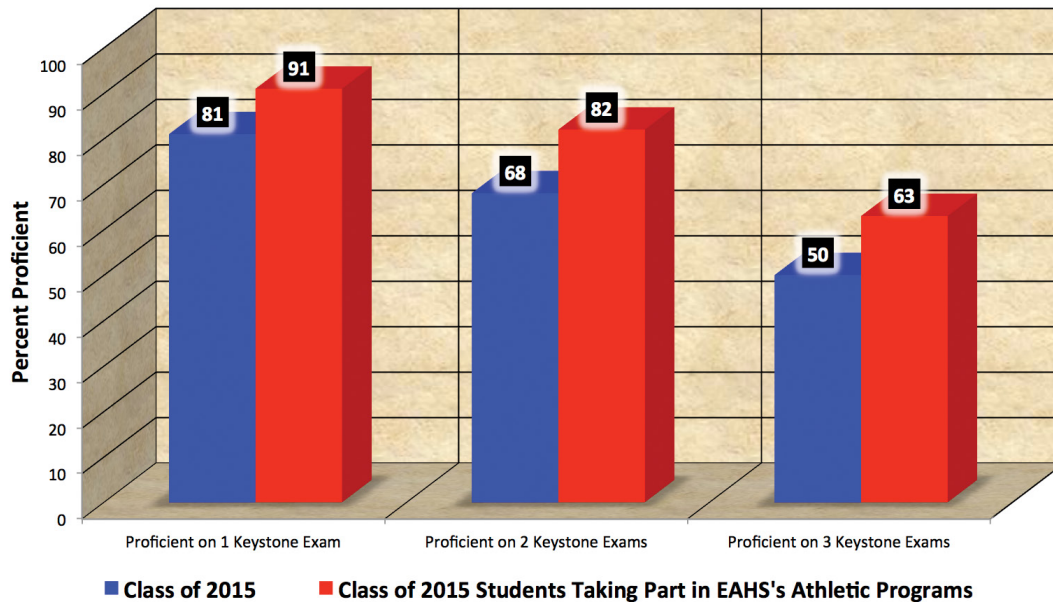


Athletics/Extracurriculars

Why are Athletics important?

Participation in athletic programs has shown to have positive influences on goal setting, character development, healthy living, and learning the importance of teamwork. Research suggests there is a positive correlation between the improved physical, emotional, and social health that sports afford and student learning.

IMPACT OF THE ATHLETICS ON ACADEMICS



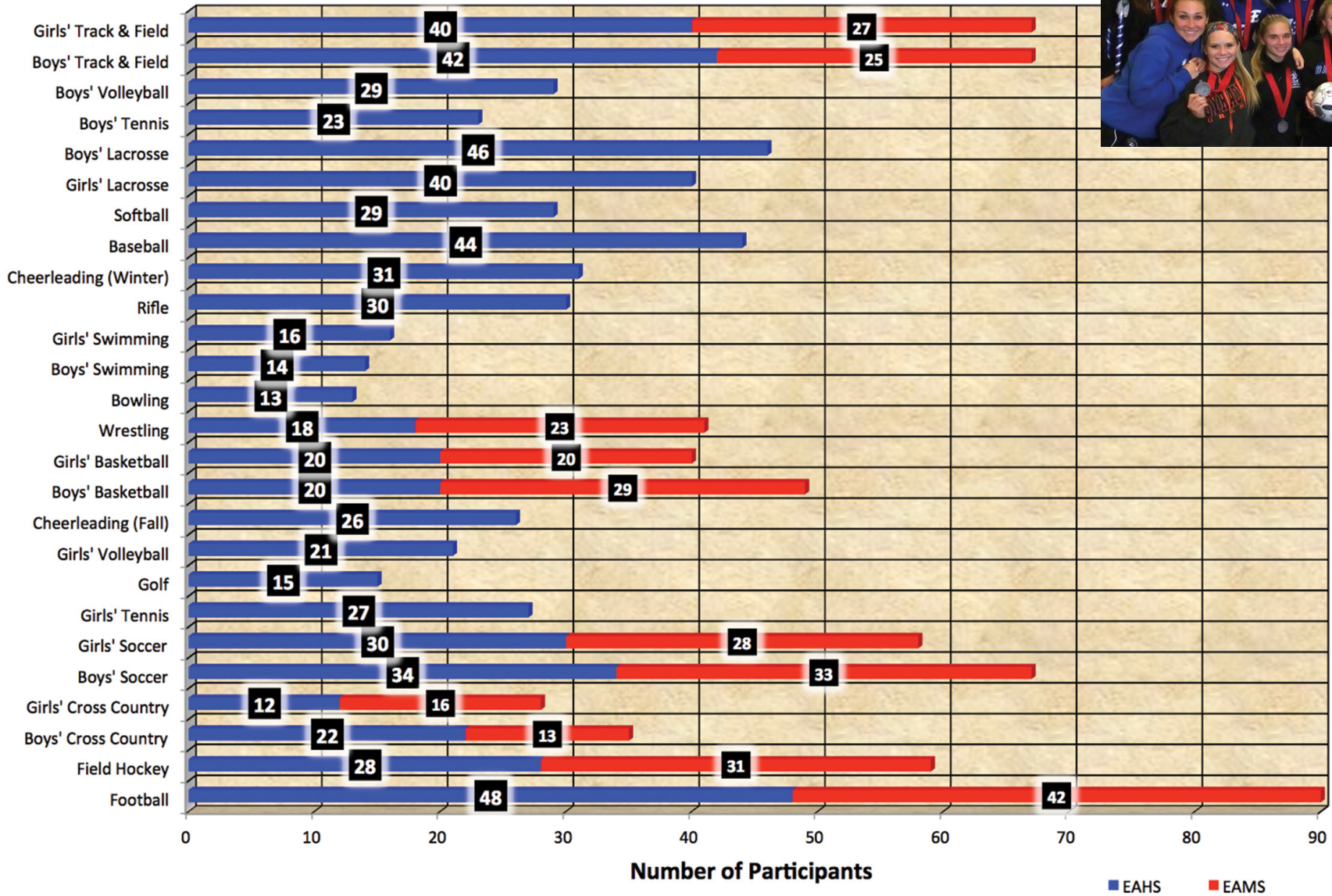
Indicator of Success: 70% of students that are enhancing their educational experience through participation in EASD's athletic program that passed all three Keystone Exams.

E Facts

- Fifteen student-athletes were honored as part of National Signing Day programs
- Four teams won their respective Lancaster-Lebanon League Section Championship (Golf, Boys' Soccer, Bowling, and Girls' Volleyball)
- One team won the Lancaster-Lebanon League championship (boys' soccer)
- Four former student-athletes and one coach were inducted into the EAHS Athletic Hall-of-Fame
- Eleven teams made it to post-season competition



2014-2015 PARTICIPATION LEVELS - ATHLETICS





Altruism

Why is Altruism Important?

Student participation in altruistic and service-learning projects extends learning beyond the four walls of our school system by empowering students to give back to their community, lead healthy life styles, and build the foundation to become productive adult citizens. Selflessness was evident at all grade levels and in many forms during the 2014-2015 school year.

Jump for Joy

Mill Road Elementary School held its fifteenth annual Jump for Joy celebration, a school-wide program that raised money for Mill Road families in need during the upcoming holiday season. The students did an assortment of stationary jumps and traditional jump roping on their way to raising \$1,016.76.

Garden Day

Students from Bainbridge Elementary School, with the help of the school's PTO, celebrated Garden Day by cleaning, weeding, and mulching the school's science garden. The hands-on service learning project was connected to the school's science curriculum on Life Cycles.

Thanksgiving Food Drives

During the month of November, the students, faculty, staff, and PTO from Rheems Elementary School held their annual Thanksgiving Food Drive. The school faculty and PTO donated turkeys. In total, eleven families in need from the Rheems community received the Turkeys and all the trimmings for a delicious Thanksgiving meal.

Ten families in need in the Bainbridge community were provided with food baskets stocked full with many of the items needed for a traditional Thanksgiving meal courtesy of Bainbridge Elementary School. The annual food drive has become a tradition at the school and was once again enthusiastically supported by the school's students, faculty, and staff.

Feathers for Families

Thirty local families from the greater-Elizabethtown area enjoyed Thanksgiving Food Baskets, compliments of Elizabethtown Area Middle School and its Feathers for Families feather sale. The feather sale raised an amazing \$2,790. The proceeds from the sale were used to purchase the traditional Thanksgiving food items including a frozen turkey, vegetables, bread, yams, stuffing, gravy, and more.

Buddy Bench

Mill Road Elementary School secured a "Buddy Bench" for its playground as a result of a successful school-wide recycling project. The "Buddy Bench" is for students wishing to find a friend to play with while on the playground. The school collected 400 pounds of plastic for recycling plus a \$200 contribution from the PTO to purchase the six-foot bench for the school.

Wounded Warrior Project

Elizabethtown Area High School's boys' and girls' lacrosse teams proudly joined forces with teams from around the Lancaster-Lebanon League to show their support for the Wounded Warrior Project and in doing so raised an amazing \$13,023.89 as part of a fundraiser.

SPCA 100-Days of School Collection

To celebrate 100 days of school, first graders at Rheems Elementary School helped the SPCA of Lancaster County care for the homeless animals living at its shelter. The students collected everything from pet food, treats and collars to towels, blankets, leashes and kitty litter. In total, the students met their goal of 100 items.

Jump Rope for Heart

Rheems Elementary School held its Jump Rope For Heart campaign to benefit the American Heart Association (AHA). With music pumping and kids jumping, the school raised \$9,536.51 for the fight against heart disease and strokes.

National Honor Society

Elizabethtown Area High School inducted 47 students into its T.H. Ebersole Chapter of the National Honor Society. Membership in the National Honor Society is one of the highest honors that can be awarded to a high school student. It recognized students who have exhibited the four pillars of scholarship, character, leadership, and service.

Mini-THON

Elizabethtown Area High School raised a remarkable \$70,037 at its annual Four Diamonds Mini-THON or 140% of its \$50,000 goal. All proceeds from the 12-hour dance marathon benefitted the Four Diamonds Fund to conquer childhood cancer.

Coat Drive

Over 100 coats and blankets were collected as part of Mill Road Elementary School's first annual coat and blanket drive. Held the last week before winter break, the initiative was organized by the school's PTO. In total, 81 coats and 28 blankets were donated for the cause by the school's students, faculty and staff.

Souper Bowl

Students from Bainbridge and Mill Road Elementary Schools held a "Souper" Bowl food collection to benefit the local food bank. The food drives were timed to coincide with the NFL's Super Bowl and helped to restock the shelves of the local food pantry after the holiday season. In total, 680 canned/boxed food items were donated.

Pennsylvania Fish and Boat Commission

Sixteen members of EAHS's Aquatic Resources Class participated in a community service project in conjunction with the Pennsylvania Fish and Boat Commission by spending the day stocking rainbow and brown trout in three local creeks.

Giving Trees


The East High Street Elementary Giving Tree brought holiday joy to families less fortunate in the community. Through the generosity of the school's faculty, support staff and PTO, over 40 families received holiday help in the form of presents and warm winter wear items.

To help brighten the holidays for families in need, the Bear Creek School held its annual Holiday Giving Tree program. As part of this annual tradition, the school's faculty, staff and students, as well as community members, purchased suggested gifts for families who could use the help this season of giving. In total, the program brought holiday cheer to 56 families from the Elizabethtown community.

Holiday Food Collection

Bear Creek School held its annual Holiday Food Drive gathering 975 items this year. In total, 50 families received food items benefitting nearly 250 individuals.

In conclusion, the 2014-2015 school year was a success. With real and demonstrated success in all four areas - Academics, the Arts, Athletics/ Extracurriculars, and Altruism - the Elizabethtown Area School District filled its game piece with each piece of the pie. This was in no small part due to our faculty, support staff, administration, parents, students, and community partners working together with a common purpose, OUR STUDENTS' SUCCESS. We hope you enjoyed reviewing this annual report. We look forward to building on our strong tradition of excellence by proactively seeking ways to improve in the areas of student achievement, our curriculum, our communication, and our service to our community.





Elizabethtown Area School District

600 East High Street
Elizabethtown, PA 17022
(717) 367-1521
www.etownschools.org

Non Profit
U.S. Postage
PAID
Elizabethtown, PA
Permit No. 129

2015 **ANNUAL
REPORT**
to the Community