

2014



Annual Report
to the Community

Elizabethtown Area School District

Message from the District



Greetings from the Elizabethtown Area School District. We are pleased to share with you the 2014 Annual Report to the Community. This publication contains information about student academic performance, our award-winning students, the quality programs we offer and who we are as a district including student demographics, budget information and the composition of our faculty and staff.

This is an exciting time to be in education! In an increasingly connected world, we are confident our school system is built on a solid foundation of academic excellence, dedicated employees and innovation in the classroom. While the facts and figures contained in this publication could never paint a complete picture of our successes, challenges and opportunities, we think you will see that our schools are making great progress toward becoming an exemplary, model school system for the Commonwealth of Pennsylvania.

We are fortunate to live in a community that values education and supports the District's goal of preparing our students to live, learn and thrive in a global community. Our students have a bright and exciting future ahead of them and we are honored to play a part in laying the foundation for their success. To do so, we must maintain a rigorous curriculum that challenges students in the areas of mathematics, the sciences, social studies and English. We must support this basic, timeless framework with a robust infrastructure of technology, extra-curricular offerings and critical thinking challenges. In doing so, we will experience great success in preparing our country's next generation of leaders, doctors, scientists, engineers, farmers, soldiers, manufacturers, laborers, etc.

We would be remiss if we did not highlight some of last year's achievements that are not captured in the annual report. In September, the District and the Elizabethtown Area Education Foundation dedicated the new Jane Hoover Field and the Shaw Foundation Tennis Complex. To help fund the two projects, the Foundation raised nearly \$1.2 million through private donations. Our students and faculty continued to pay it forward in altruism. Various food and clothing drives as well as fundraisers benefited local food banks, charities and over 100 local families. The high school's miniTHON netted an amazing \$54,308 for the fight against childhood cancer.

On behalf of the Elizabethtown Area School District, we encourage you to read our annual report. As always, we thank you for your support and please be assured that we remain committed to providing an outstanding education to our community's children.

Respectfully,

Terry L. Seiders
Board President

Sincerely,

Michele M. Balliet, Ed.D.
Superintendent of Schools



Board of Education

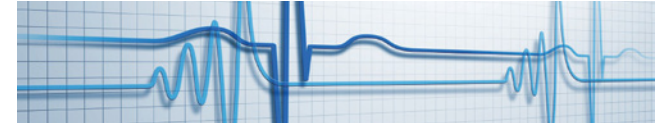
Terry L. Seiders	<i>President</i>
M. Caroline Lalvani	<i>Vice President</i>
Louisa M. Clark	<i>Director</i>
Robert S. Cronin	<i>Director</i>
Ronald T. Grenko	<i>Director</i>
Craig M. Hummer	<i>Director</i>
Chris S. Olnick	<i>Director</i>
Michelle J. Pelna	<i>Director</i>
Jeffrey D. Phillips	<i>Director</i>

The board members listed above reflect the sitting board at the time of publication of the 2013-2014 annual report.

School Board Meeting Information

The Board of Education invites stakeholders to stay informed about the governance of the District by attending school board meetings. Meetings are typically held on the second and third Tuesday of every month beginning at 7 p.m. The public is invited to offer public comment at both sessions. Meeting agendas and minutes can be found on the District website at www.etownschools.org.

About the Annual Report



In the medical field, vital signs are indicators of the overall health of an individual. By gauging basic functions like body temperature, pulse rate, blood pressure and respiration, physicians are able to assess the overall health of an individual. Much like measuring vital signs has become a routine part of any doctor's appointment, the Elizabethtown Area School District regularly measures its own list of vital signs to evaluate the general health of our school system.

The facts and figures contained in this report have been broken out by vital sign to provide the greater-Elizabethtown community with an in-depth look at how well we are doing as a school district in each of our goal areas. It also provides a glimpse of who we are as a school district and community in the "E-town by the Numbers" section.

The vital signs (goals) evaluated by the District were identified during the strategic planning process as essential components to any successful school district. At the end of this publication, we provide OUR basic score card on whether we are healthy or not for each vital sign.

EASD Vital Signs:

1. Student attendance, well-being and acquisition of positive life skills.
2. Student proficiency in all curriculum areas.
3. Student participation in the arts, co-curricular and extra-curricular activities.
4. Closing the "achievement gap" and accelerating learning for all student groups.
5. Student proficiency with digital technologies.
6. High school graduation rates.
7. Successful transition from early learning > elementary > middle school > high school > post-secondary.

Why is each Vital Sign important:

Regular student attendance is one of the most important contributors to overall student success. Its benefits are wide ranging and span the areas of academic achievement, social skill development and life skill acquisition (sense of responsibility, civic involvement, healthy living).

Mastering the skills and concepts taught across subject areas is the foundation for a well-rounded education. The basic information taught in various classes is critically important to future educational and career choices.

Participation in extra-curricular activities such as athletics, music, theater and/or other clubs and programs has shown to have many positive benefits for students including goal setting, character development and learning the importance of teamwork.

Achievement of proficiency is our target for all children. Equally important, however, is academic growth. As such, we pride ourselves in looking at children where they are, providing supports and learning opportunities to take them to the next step and close the achievement gap.

Technology plays a key role in the delivery of instruction by allowing for higher-order and creative thinking, active student involvement, collaboration among classmates, global communication and collaboration, and continued learning outside of the school day.

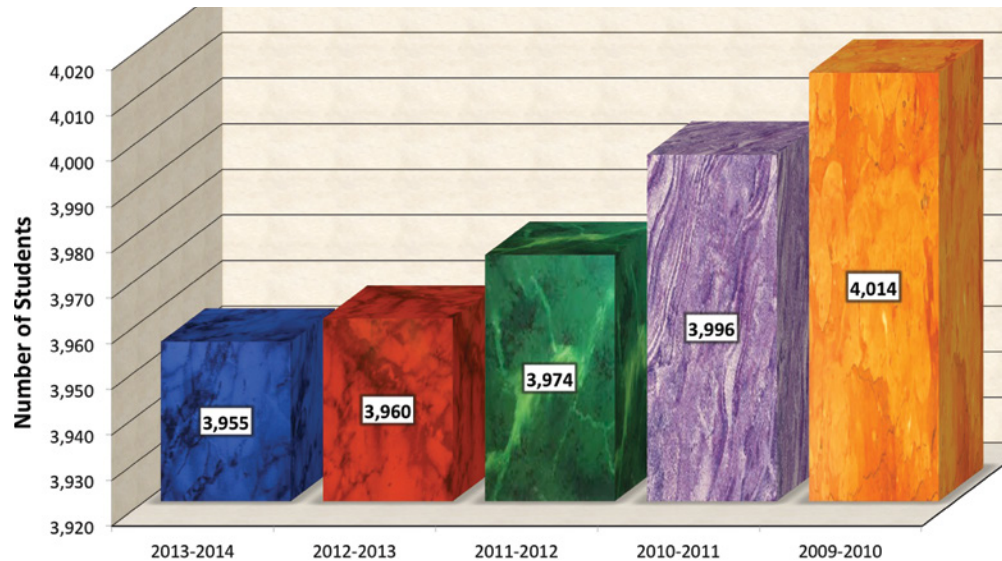
EASD offers a strong academic program in grades K-12 that is designed to prepare students not only to move from grade level to grade level successfully, but also prepare them to be successful upon graduating from our school system.

Smooth transitions throughout grade levels are essential to successfully launching students onto the path of educational excellence and play a pivotal role in our students' overall academic experience.

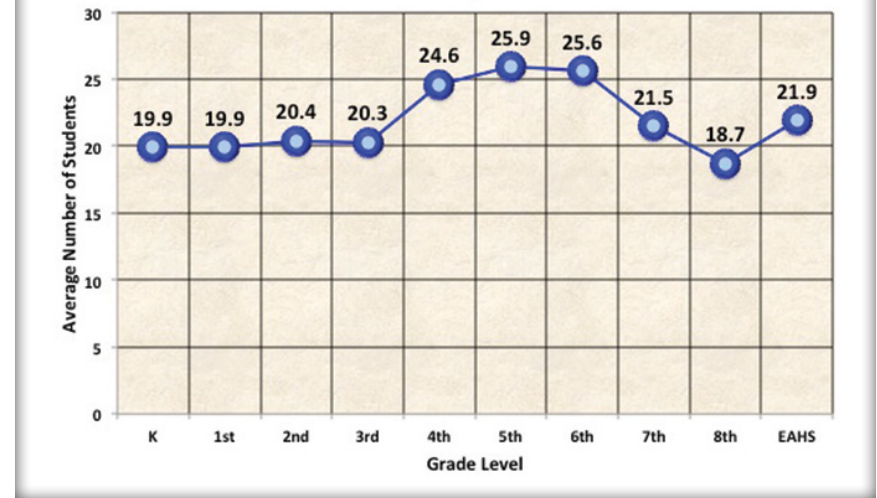
By the Numbers

In order to establish and develop an instructional program that fosters student achievement and growth, we must have a clear picture of who we are as a school district. As such, we diligently collect and assess data about our students, faculty and staff to maximize our resources and improve the efficiency of our operations.

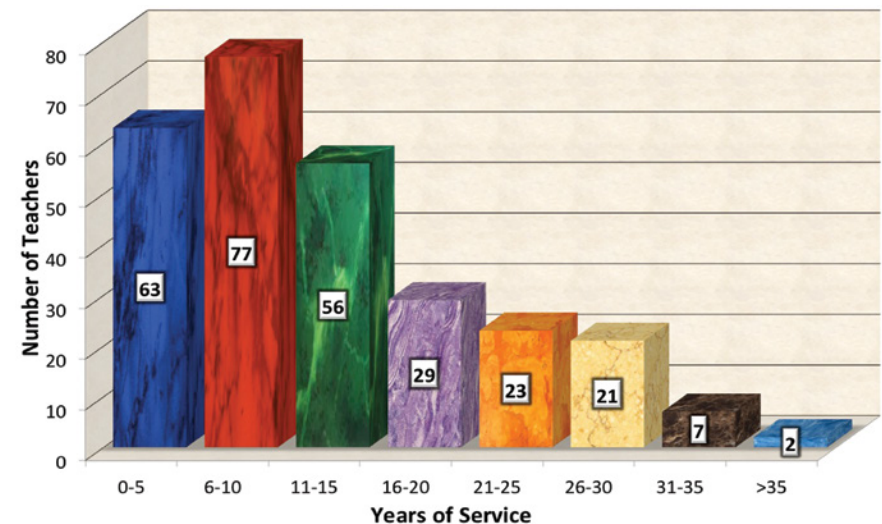
FIVE-YEAR ENROLLMENT HISTORY



2013-2014 AVERAGE CLASS SIZE



2013-2014 TEACHER PROFILE

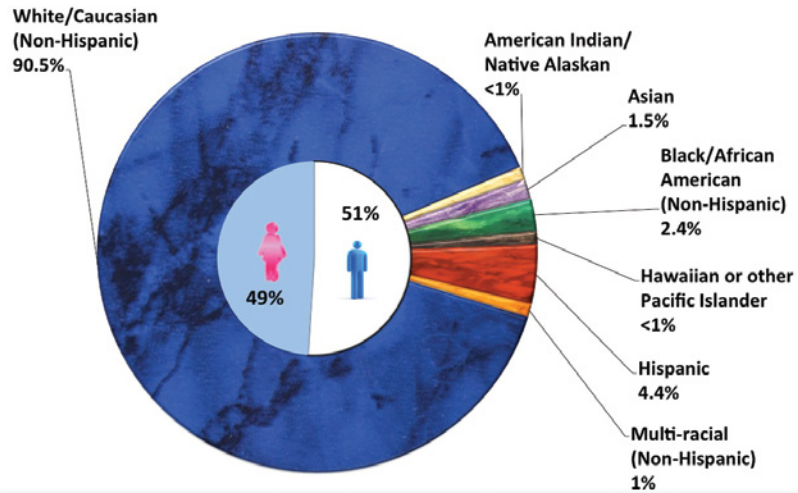


E Facts

3,955 total students

- 151 - Bainbridge Elementary
- 215 - Mill Road Elementary
- 925 - Bear Creek School
- 1,217 - Elizabethtown Area High School
- 499 - East High Street Elementary
- 296 - Rheems Elementary
- 652 - Elizabethtown Area Middle School

2013-2014 STUDENT DEMOGRAPHICS - ETHNICITY



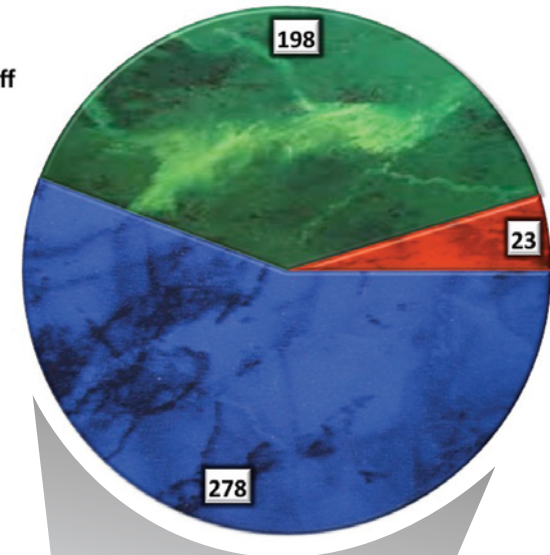
Three Year Student Demographic History Programs & Services

	2013-2014	2012-2013	2011-2012
Free/Reduced Lunch	927	917	807
Special Education	512	492	487
Gifted Education	234	234	227
Career & Technology School	107	117	130
English as a Second Language	51	54	60
Homeless Enrollment	40	6	18
Home School Enrollment	149	162	144
Cyber Charter School Enrollment	91	113	101

2013-2014 STAFF BREAKDOWN

(by NUMBER)

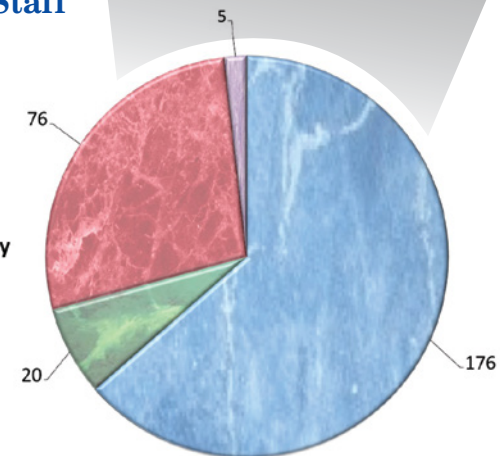
Professional Staff
Support Staff
Administrators



Education Level - Professional Staff

(by NUMBER)

Master's Degree
Master's Equivalency
Bachelor's Degree
Doctorate Degree



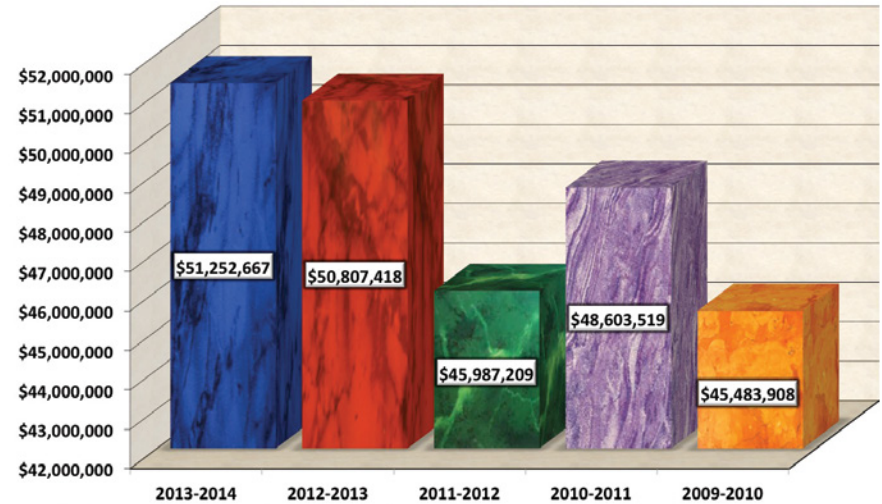
E Facts

- 50% of our current faculty have been with the EASD for more than ten years.
- 28% of our current faculty have been with the EASD between six and ten years.
- 28% of teachers hired in the last five years had a graduate degree at the time of hire.
- 32% of teachers hired in the last five years had previous teaching experience.


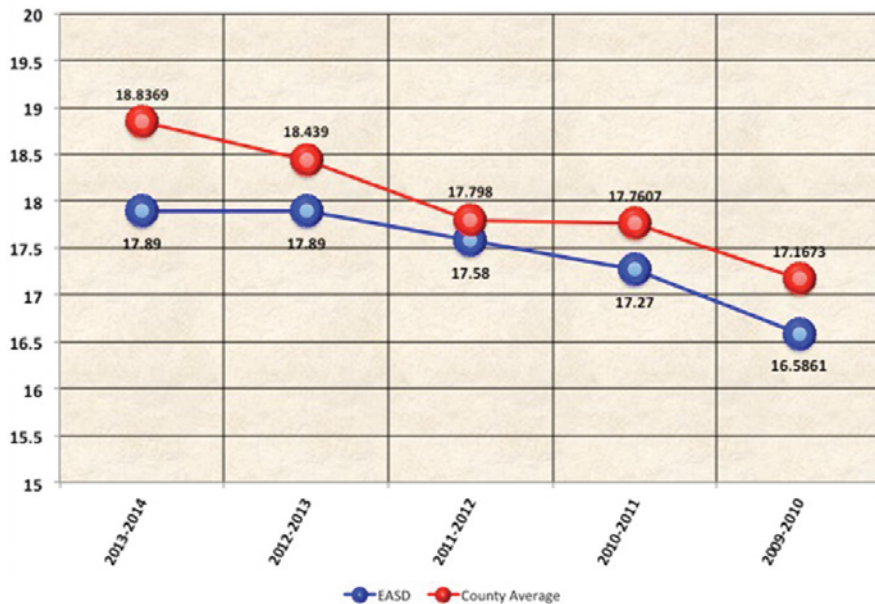
E Facts

- 23 total administrators, which is below 2002-2003 levels.
- 411 years of experience in education with 229 of those combined-years coming at the EASD.
- 214 years of experience in education as an administrator.
- 17 EASD administrators have at least a master's degree.
- 4 EASD administrators have their doctorate degree.
- 6 EASD administrators held professional teaching or counseling positions within EASD before being promoted to administration.

FIVE-YEAR BUDGET HISTORY




FIVE-YEAR MILLAGE RATE HISTORY




E Facts

\$12,958.95 - Per pupil spending for 2013-2014 school year

HOW DISTRICT DOLLARS ARE SPENT?



REVENUE BY SOURCE



Vital Sign #1

Student attendance, well-being, and acquisition of positive life skills

- Key indicator of good health:
- 90% or above attendance rate.

AVERAGE DAILY ATTENDANCE RATES

	Grades K-6	Grades 7-8	Grades 9-12
2013-2014	96.36	94.88	94.29
2012-2013	96.07	94.93	94.12
2011-2012	96.35	95.28	94.19

Vital Sign #2

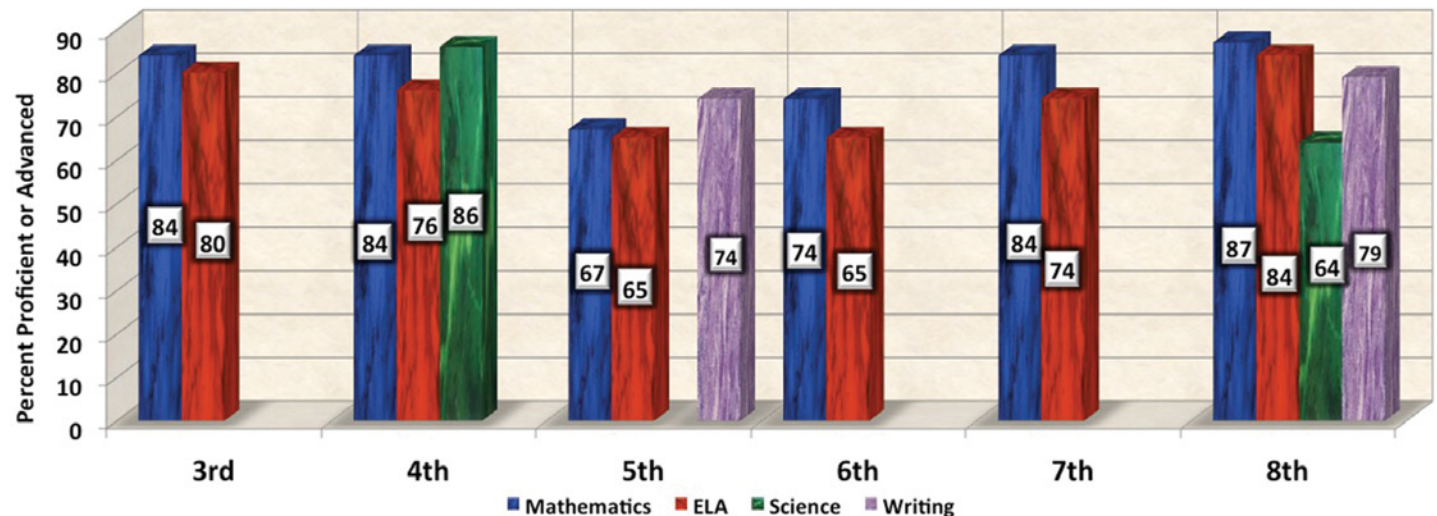
Student proficiency in all curriculum areas

Key indicators of good health:

- 80% proficient or advanced on the PSSA and Keystone Exams.
- 80% of AP exam scores a 3 or above.
- SAT scores above the state average.
- Student awards across a wide range of content areas.

2013-2014 PSSA RESULTS

Students in grades 3 through 8 are tested in Mathematics and English Language Arts. Students in grades 4 and 8 are tested in Science. Students in grades 5 and 8 are tested in Writing.



E Facts

- 135 AP exams were given in 13 subject areas.
- 76% of scores qualified for possible college credit (score of 3 or better).
- 22% of tests taken received the highest possible score (5).

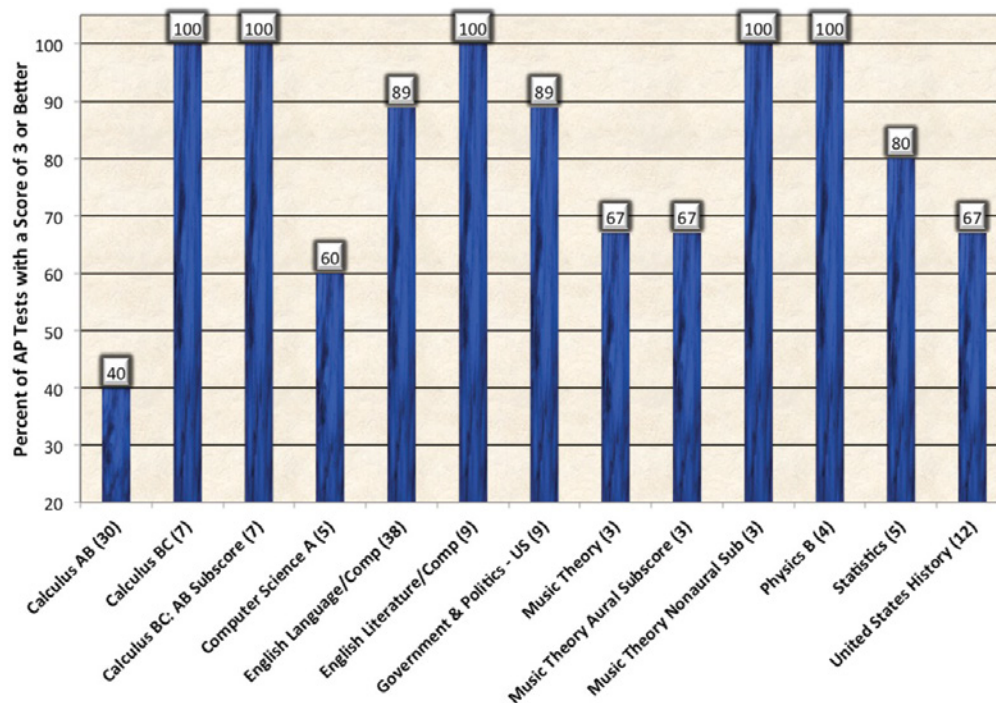
Point of Pride

Thirty students attended dual enrollment courses at one of the following four institutions of higher learning:

- Elizabethtown College
- Harrisburg Area Community College
- Lancaster Bible College
- Penn State - Harrisburg Campus

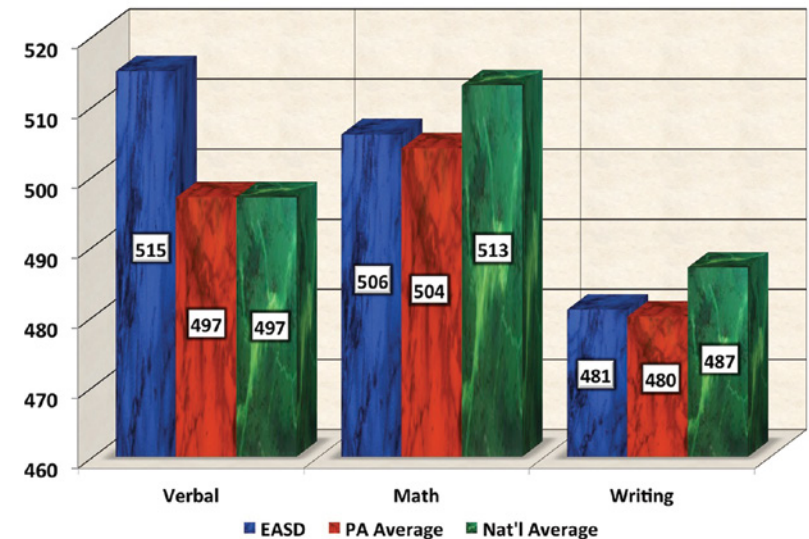
A sampling of courses taken include Probability and Statistics, Intro to Neuroscience, Calculus II, Macroeconomics, US History, English Composition, Psychology, Elementary Chinese and Contemporary Political Ideologies.

2013-2014 ADVANCED PLACEMENT TESTING



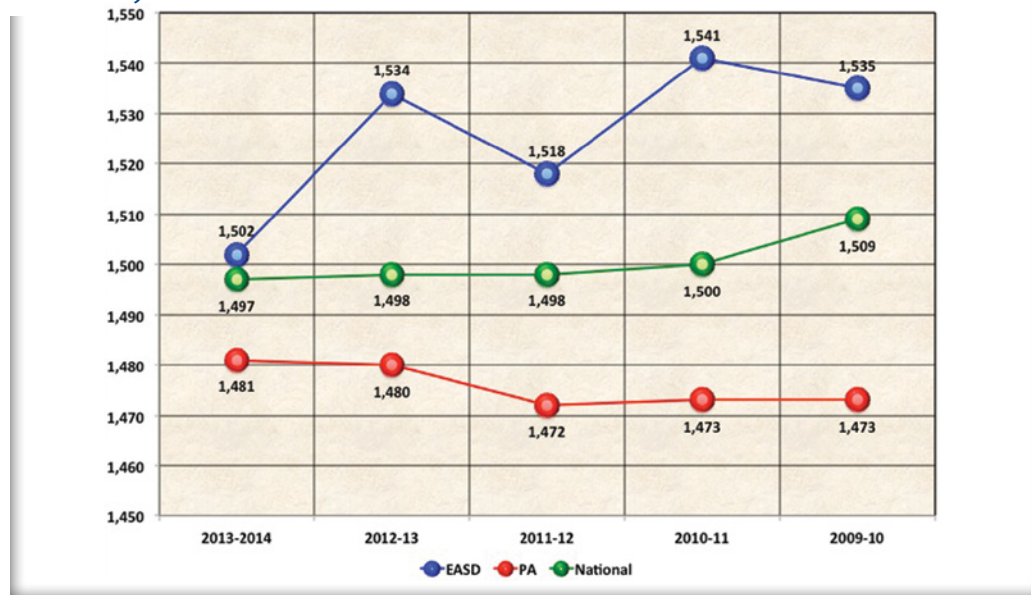
() Number of Test Takers in Subject Area

2013-2014 SCHOLASTIC APTITUDE TEST



FIVE-YEAR


EASD, STATE AND NATIONAL SAT AVERAGES




Points of Pride

- 3 State Champion Destination ImagiNation Teams
- 1 Silver Medalist in the Shippensburg University High School Mathematics Challenge
- 1 Finalist in the National Merit Scholarship Program
- 1 Senior Champion in the North Museum Science Fair
- 5 Gold, Silver or Bronze Medalists in the North Museum Science Fair
- 1 State Champion Team in the We The People Competition
- 8 Honorees in the Intelligencer Journal/Lancaster New Era 2014 Newspaper In Education Program
- 4 Gold or Silver Key Award Winners in the Regional Scholastic Writing Awards Competition
- 1 Bronze Medalist Team in the Harrisburg Area Community College Computer Programming Competition
- 1 State Champion in Pennsylvania's "Letters About Literature" Reading and Writing Contest
- 1 Category Winner in the Pennsylvania Science Olympiad Program
- 1 American Voices Nominee in the Regional Scholastic Writing Awards Competition
- 43 Inductees into National Honor Society
- 2 Gold or Silver Key Award Winners in the National Scholastic Writing Awards Competition
- 3 Gold or Silver Medalists in the Lancaster Young Artist Competition
- 3 Silver and Bronze Medalist Teams in the Regional Formula One in Schools Challenge
- 1 Bronze Medalist Team in the Pennsylvania State BioGENEius Challenge
- 1 Silver Medalist Team in the Pennsylvania High School Computer Fair
- 1 State Champion in the SkillsUSA Competition
- 2 Commended Students in the National Merit Scholarship Program

2013-2014 KEYSTONE EXAM RESULTS



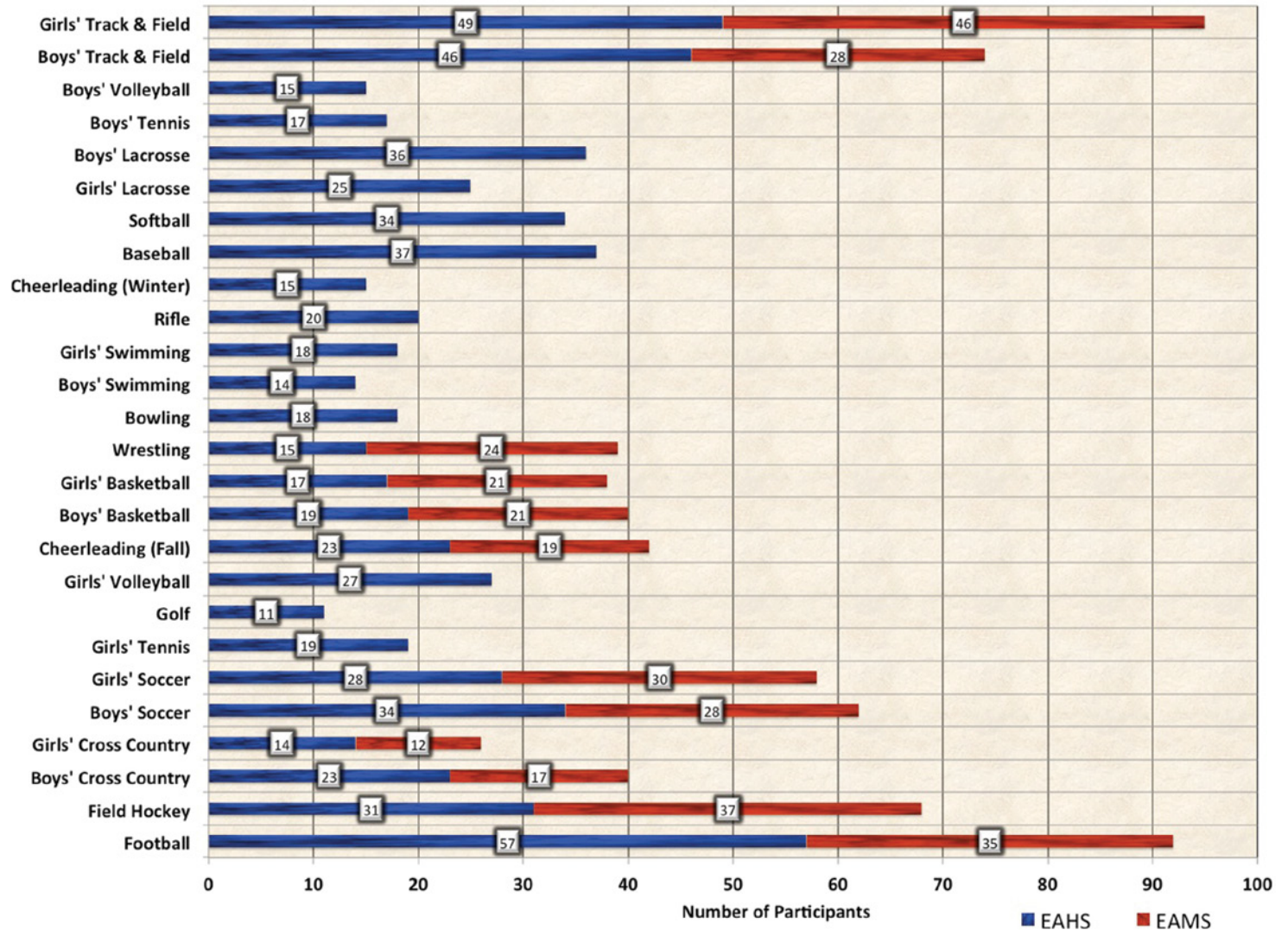


Vital Sign #3

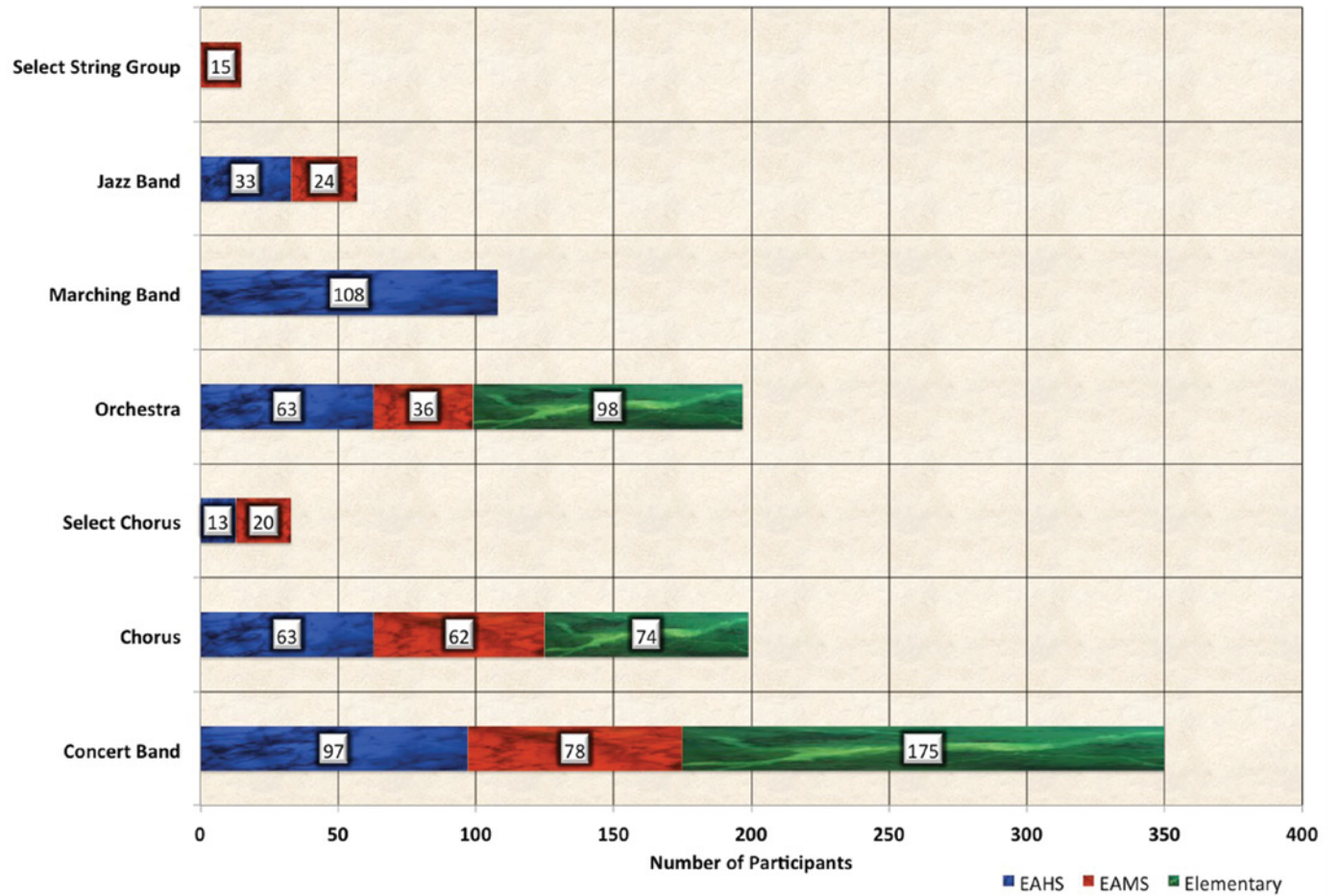
Student participation in the arts, co-curricular, and extra-curricular activities

- Key indicators of good health:
- Equitable balance between offerings for males and females.
 - Equitable participation between males and females.
 - Student awards in the Arts.

2013-2014 PARTICIPATION LEVELS ATHLETICS



2013-2014 PARTICIPATION LEVELS MUSIC



Points of Pride

- 1 PMEA All-State Band Festival participant
- 4 PMEA Regional Chorus Festival participants
- 1 PMEA Regional Band participant
- 1 PMEA Regional Orchestra participant
- 11 PMEA District Youth String Fest participants
- 2 PMEA District Band Festival participants
- 2 PMEA District Orchestra Festival participants
- 6 PMEA District Chorus Festival participants
- 3 LLMEA County Chorus Festival participants
- 17 LLMEA County Band Festival participants
- 9 LLMEA County Orchestra Festival participants

2013-2014 PARTICIPATION LEVELS PERFORMING ARTS

Fall Play - *The Good Doctor*

Total Number of Student Participants - 52

Hershey Theater Apollo Award Nominations - Best Lead Actor, Best Featured Performer, Best Play

Hershey Theater Apollo Award Wins - Best Featured Performer, Honorable Mention for Best Play, Honorable Mention for Best Featured Performer, Spirit of Theater Award


Spring Musical - *How to Succeed in Business Without Really Trying*

Total Number of Student Participants - 98

Hershey Theater Apollo Award Nominations - Best Lead Actor, Best Supporting Actor, Best Musical Number, Best Student Orchestra

Hershey Theater Apollo Award Wins - Spirit of Theater Award





Vital Sign #4

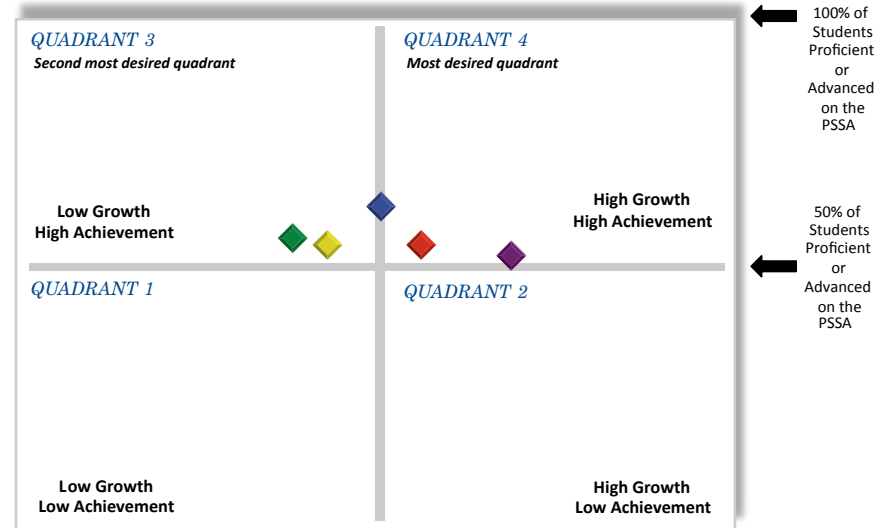
Closing the “achievement gap” and accelerating learning for all student groups

- Key indicators of good health:
- High Growth and High Achievement (Quadrant 4)
 - Hit the state target of 70 or above for a building SPP score.

2013-2014 PSSA ACHIEVEMENT & GROWTH

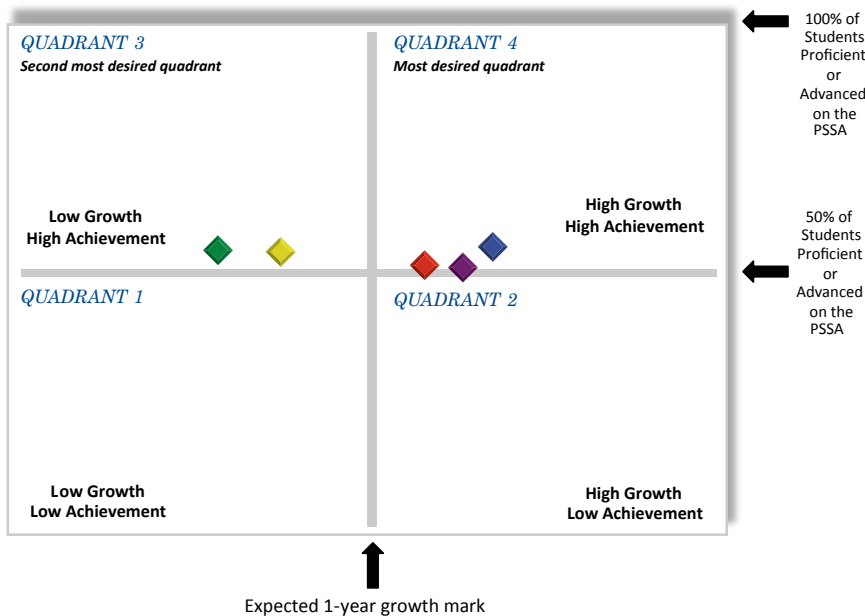
Achievement measures whether students reached proficiency on the PSSA and growth measures whether students achieved a year’s worth of progress (PVASS).

MATHEMATICS



- Color Key
- 4th Grade
 - 5th Grade
 - 6th Grade
 - 7th Grade
 - 8th Grade

READING

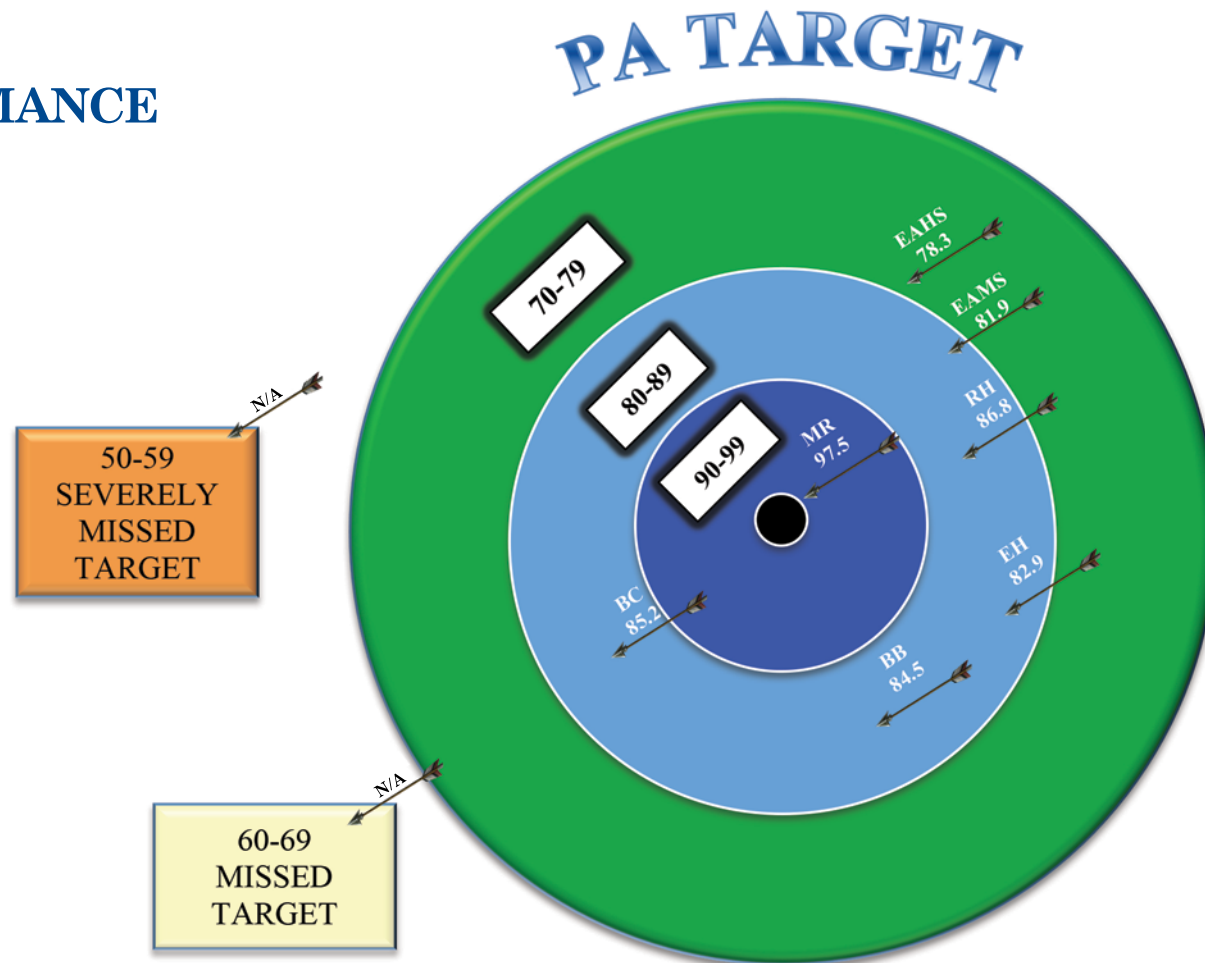


PSSA – Pennsylvania System of School Assessment (Commonwealth of PA’s standardized test with questions based on Pennsylvania standards and concept expectations)

PVASS – Pennsylvania Value Added Assessment System (is not a test, the data is taken from the PSSA and helps to determine if a student made one year’s worth of growth)

2013-2014 SCHOOL PERFORMANCE PROFILE


Developed by the PA Department of Education, the School Performance Profile (SPP) is intended to provide a comprehensive overview of student performance for public school entities in Pennsylvania. The SPP is based on a 100-point scale. Schools that scored 70 or higher met the state standard for 2013-2014. Scores take into account a myriad of items including standardized tests scores, growth on standardized tests, graduation rates, attendance rates.



Points of Pride

- All seven schools met the expected state standard for performance
- Mill Road Elementary School almost hit the bulls eye for this collection of students
- EAHS increased its SPP score by over 4 points for this collection of students
- East High had an almost 8 point increase for this collection of students
- East High Street Elementary received the highly prestigious designation of being a Reward School for being one of the highest 10% of schools in the state for aggregate Mathematics and Reading.

- BB – Bainbridge Elementary
- EH – East High Street Elementary
- MR – Mill Road Elementary
- RH – Rheems Elementary
- BC – Bear Creek School
- EAMS – Elizabethtown Area Middle School
- EAHS – Elizabethtown Area High School



Vital Sign #5

Student proficiency with digital technologies

Key indicators of good health:

- Diverse technology offerings across grade levels.
- Diverse use of technology to enhance instruction and communication.

Interactive Technology

(e.g. Smart, Mimio, and Polyvision Boards)

Elementary School - 76

Bear Creek School - 56

EAMS & EAHS - 99

Classroom Projectors

100% of EASD classrooms have an LCD projector

Student Chromebooks

Bear Creek School - 16

EAMS - 132

EAHS - 36

Student Laptops

Primary Elementary - 178

Bear Creek School - 180

EAMS - 230

EAHS - 294

Special Education - 108

Computer Lab Stations

Primary Elementary - 156

Bear Creek School - 79

EAMS - 102

EAHS - 378

iPads

Primary Elementary - 7

Bear Creek School - 33

EAMS & EAHS - 60

Special Education - 16

iPods

Primary Elementary - 120

Bear Creek School - 20

EAMS & EAHS - 50

Points of Pride

- Parent/Teacher Conferences – Implemented an online parent/teacher conference scheduler enabling better efficiency and scheduling processes between teacher and families.
- Internet Safety – Provided cyber safety workshops and instruction to all students (4,000+) including what a digital footprint is, the do's and don'ts of social media, cyber bullying and its consequences, popular internet sites for teens and how to protect personal information on the web.
- Virtual Field Trips – Piloted distance learning video equipment to offer students an interactive learning experience without leaving the confines of the classroom.
- Teacher Web Presence – Supported teachers with expanding their web presence to enhance communication with students, parents and the community.
- Chromebook Pilot – Provided Google Chromebooks to the seventh grade science department giving teachers an internet-enabled tool that took learning beyond the four walls of the classroom for the more than 300 seventh graders.



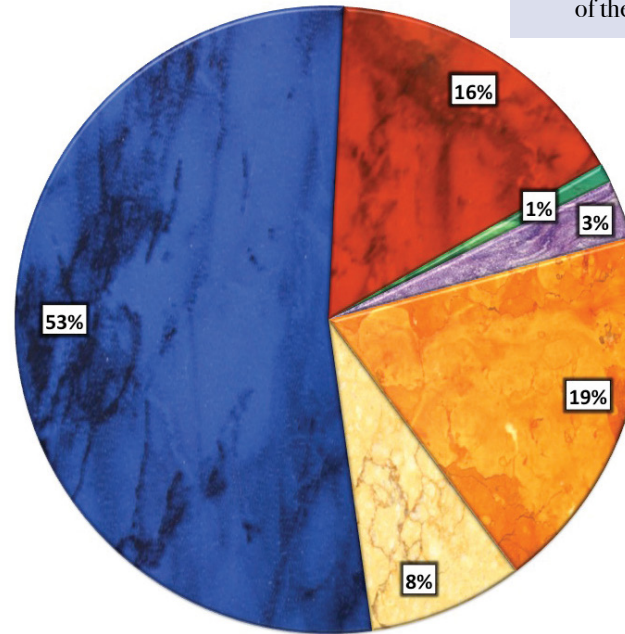


Vital Sign #6

High school graduation rates

- Key indicators of good health:
- Graduation rate of 90% or better
 - 95% of graduating seniors prepared for post-secondary life
 - 50% of non-graduating seniors meeting graduation requirements prior to October 1 of the next school year.

CLASS OF 2013 POST GRADUATION



■ 4-Year College ■ 2-Year College ■ Other Schools ■ Armed Services ■ Work ■ Other

Point of Pride

6 of the 14 seniors who did not fulfill graduation requirements by the end of their senior year received their EASD diploma after successfully completing their remaining courses over the summer.

E Facts

- Total number of graduates: 274
- EASD Graduation Rate: 91.5
- Seniors with a 100% or better GPA: 40

Points of Pride

Students from the Class of 2013 enrolled in 66 colleges/universities across 14 states.

Accepted at U.S. News & World Report Top 50 University	19%
Accepted at U.S. News & World Report Top 50 Liberal Arts College	1%
Accepted at U.S. News & World Report Top 50 University (North Region)	11%
Accepted at U.S. News & World Report Top 50 Colleges (North Region)	29%

Percentages based on the 158 members of the Class of 2014 who self-reported that they would be attending a college or university



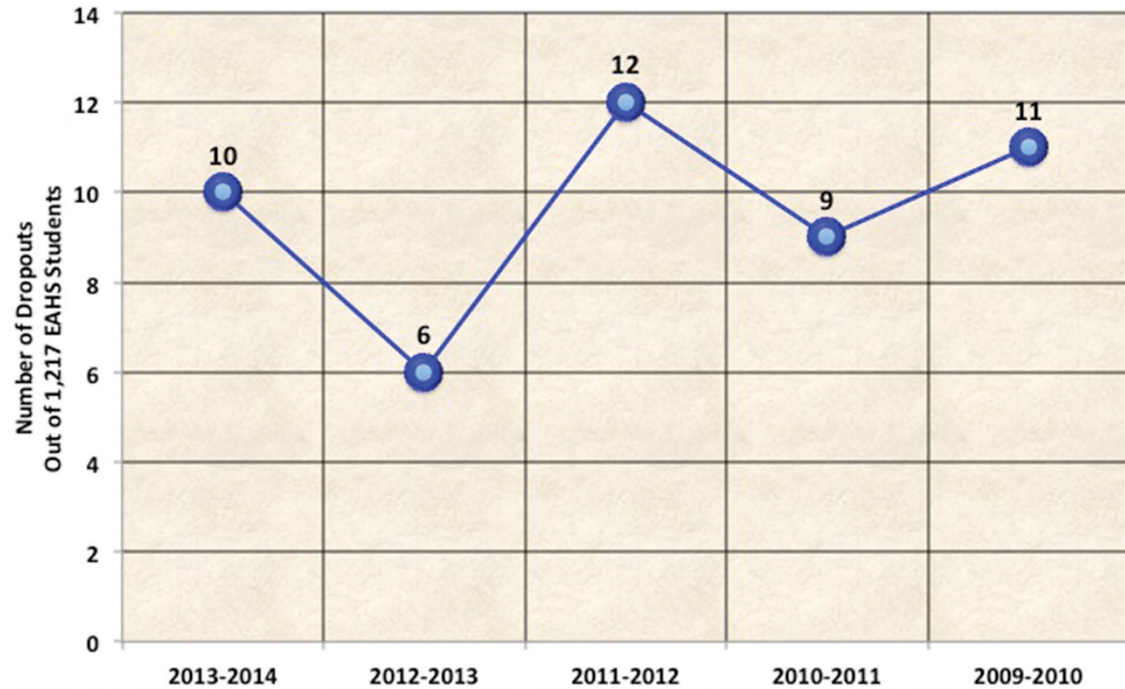
Vital Sign #7

Successful transition from early learning > elementary > middle school > high school > post-secondary

Key indicators of good health:

- 95% of all high school students staying enrolled in the EASD.
- 95% of all students meeting the grade level criteria for the EASD.

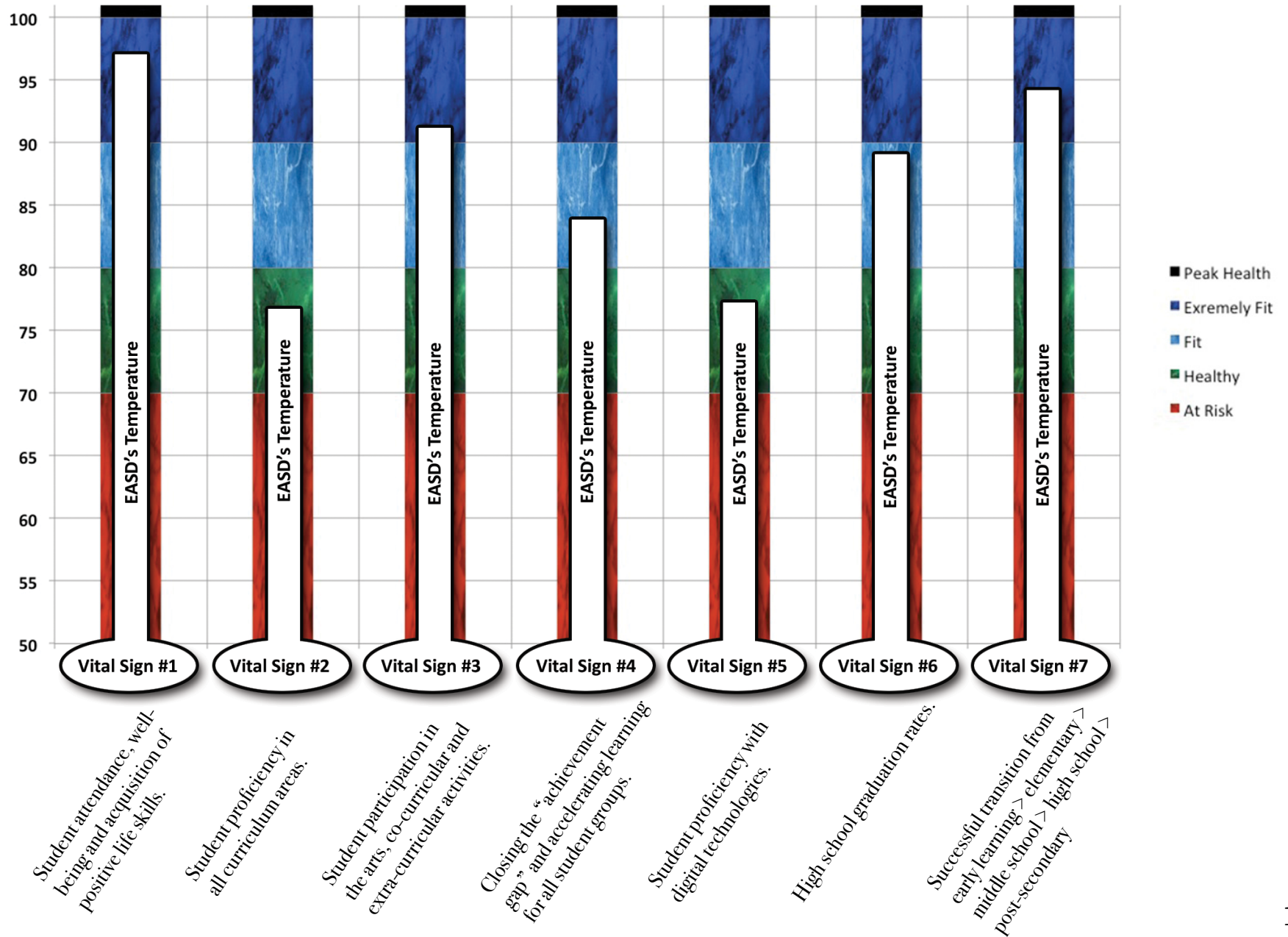
Five-Year DROPOUT TREND



E Facts

- 100% of 3rd graders attending one of the 4 primary elementary schools successfully transitioned to the Bear Creek School.
- 100% of 6th graders attending the Bear Creek School successfully transitioned to EAMS.
- 98% of 8th graders attending EAMS successfully transitioned to EAHS.
- 98% of all students met promotion criteria.
- 99% of all high school students stayed enrolled.

EASD Vital Sign Wellness Check





Elizabethtown Area School District

600 East High Street
Elizabethtown, PA 17022
(717) 367-1521
www.etownschools.org

Non Profit
U.S. Postage
PAID
Elizabethtown, PA
Permit No. 129

2014 Annual
Report
to the Community