


2013

Annual Report TO THE COMMUNITY



ELIZABETHTOWN AREA SCHOOL DISTRICT



Message from the Board President


On behalf of the Elizabethtown Area School District board of education, I thank you in advance for taking the time to read our annual report. Whether you have children currently in our district, children that graduated from Elizabethtown, are an alumnus, or just share in this great community, our school district prides itself in open, transparent communication to all its stakeholders. As such, we publish this report each year to assist you with gaining a better understanding – good or bad - of the overall health of our school district as it relates to student learning and accountability.

As you flip through the pages of this report, I encourage you to celebrate the successes of this past year. Whether it was high achievement on the PSSA, closing the achievement gap through positive growth, or prudent spending with an emphasis on classroom instruction and student learning, Elizabethtown Area School District is in prime position to be a model for what a GREAT public school system should look like.

As school directors, we spend many hours attending meetings as part of the governance of the district. Through our discussion, we recognize how complex and challenging running a school system can be. More importantly, we get to experience the reward of saluting countless students and faculty for their success at many of our meetings. This report helps to verify what we discuss each month that our district is in on the right course for the betterment of our students.

As school board president, I encourage you to read the 2013 Annual Report to the Community and become involved in your district. As always, I thank you for your support, and please know it has contributed to the successes detailed within this publication.

Respectfully,



Terry L. Seiders
Board President

2012-2013 Board of Education

Terry L. Seiders	<i>President</i>
M. Caroline Lalvani	<i>Vice President</i>
Kay J. Ardner	<i>Director</i>
Louisa M. Clark	<i>Director</i>
Robert S. Cronin	<i>Director</i>
Craig M. Hummer	<i>Director</i>
Michelle J. Peln	<i>Director</i>
Jamie H. Rowley	<i>Director</i>
Jeffrey S. Shank	<i>Director</i>

The board members listed above reflect the elected board for the 2012-2013 school year. The list does not reflect the 2013-2014 sitting board.

School Board Meeting Information

The board of education invites stakeholders to stay informed about the governance of the district by attending school board meetings. Meetings are typically held on the second and third Tuesday of every month beginning at 7:30 p.m. The public is invited to offer public comment at both sessions. Meeting agendas and minutes can be found on the district website at www.etownschools.org.



Message from *the Superintendent*

The Elizabethtown Area School District is pleased to present its 2013 Annual Report to the Community. Our district has an outstanding reputation based on high student achievement, a skilled faculty and staff, strong financial stewardship, and positive community relations. We are proud that after more than a half-century, the district continues to deliver on its promise of a first-rate education to meet the high expectations of our community. This publication allows us to share vital information with parents and non-parents on how we are doing as your public school system. It is our belief that the many statistics and achievements you will find in this report will help Elizabethtown's constituents better understand how and where their tax dollars are being spent.

I am pleased to say that, today, the Elizabethtown Area School District is stronger than ever. In EASD, we continue to believe that all students can and will learn. Given the high expectations we have for our students, it is only natural that we have equally high expectations for our operations. We firmly believe that our team of educators and support staff possess the skills, knowledge, dedication, and commitment to teach all children.

At the heart of whether or not we are successful at attaining our goal of every student graduating ready to live, learn, and thrive in global community are three driving forces: our students, our faculty and staff, and our resources. We work diligently to ensure effective student learning in the classroom by focusing the majority of our budget dollars on classroom instruction.

On behalf of the Elizabethtown Area School District and our team of nearly 500 professional and support staff, I encourage you to review this annual report and stay informed on how your community's school district is doing in meeting its goal of preparing our students to live, learn, and thrive in a global community.

Sincerely,

Michele M. Balliet, Ed.D.
Superintendent of Schools



About the Annual Report

In the medical field, vital signs are indicators of the overall health of an individual. By gauging basic functions like body temperature, pulse rate, blood pressure, and respiration, physicians are able to assess the overall health of an individual. Much like measuring vital signs has become a routine part of any doctor's appointment, the Elizabethtown Area School District regularly measures the following list of vital signs to evaluate the general health of our school system.

EASD VITAL SIGNS:

1. Student attendance, well-being, and acquisition of positive life skills
2. Student proficiency in all curriculum areas
3. Student participation in the arts, co-curricular, and extra-curricular activities
4. Closing the "achievement gap" and accelerating learning for all student groups
5. Student proficiency with digital technologies
6. High school graduation rates
7. Successful transition from early learning > elementary > middle school > high school > post-secondary

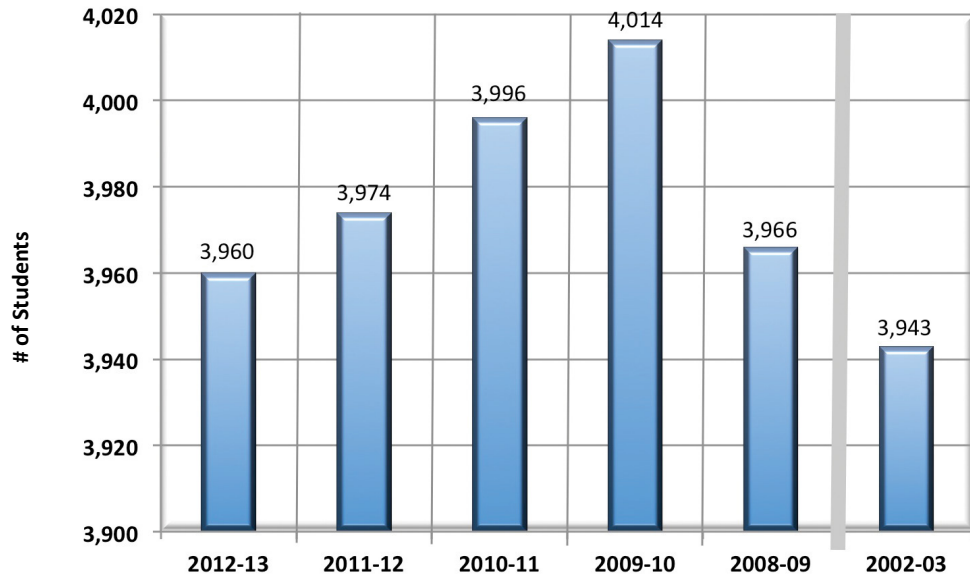
The facts and figures contained in this report have been broken out by vital sign to provide the greater-Elizabethtown community with an in-depth look at how well we are doing as a school district in each critical area. It also provides a glimpse of who we are as a school district and community in the *By the Numbers* section.

The vital signs evaluated by EASD were identified during the strategic planning process as essential components to any successful school district. Beside each vital sign in this publication you will find a brief description of why we think the vital sign is important. At the end of this publication, we provide OUR basic score card on whether we are healthy or not for each vital sign.

By the Numbers

In order to establish and develop an instructional program that fosters student achievement, we must have a clear picture of who we are as a school district. As such, we diligently collect and assess data about our students, faculty, and staff, as well as our spending to maximize our resources and improve the efficiency of our operations.

Enrollment History



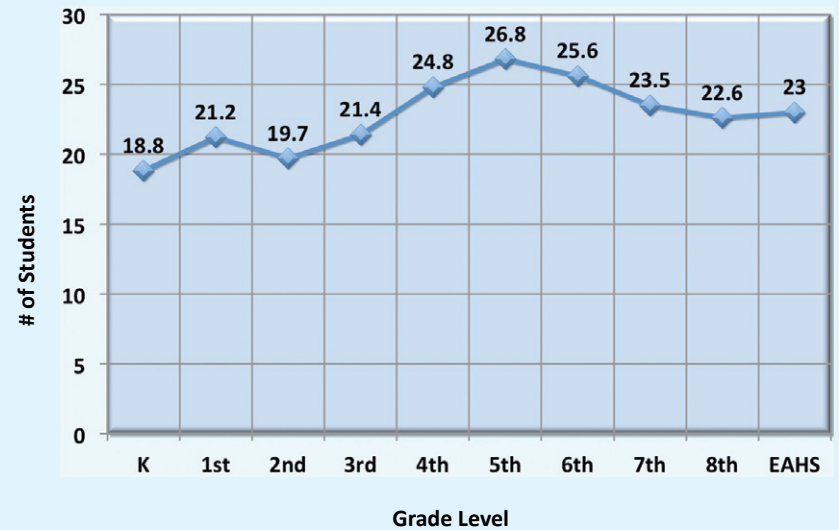
E Facts

3,960 total students

- ◆ 2,083 elementary
- ◆ 652 middle school
- ◆ 1,225 high school



2012-2013 Average Class Size

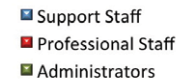


Student Demographics

	2012-13	2011-12	2010-11
American Indian/Alaska Native	6	4	2
Asian/Pacific Islander	60	51	43
Black (Non-Hispanic)	93	89	76
Hispanic	176	163	152
White (Non-Hispanic)	3,823	3,666	3,754
Free/Reduced Lunch	917	807	773
Special Education	492	487	520
Gifted Education	234	227	208
Career and Technology School	117	130	149
English as a Second Language	54	60	49
Homeless Enrollment	6	18	19
Home School Enrollment	162	144	170
Cyber/Charter School Enrollment	113	101	99

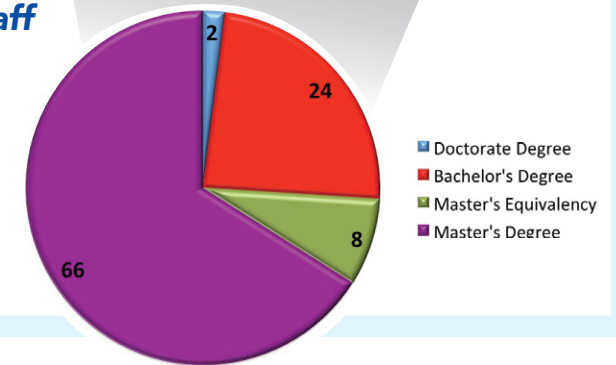
2012-2013 Staff Breakdown

(by number)

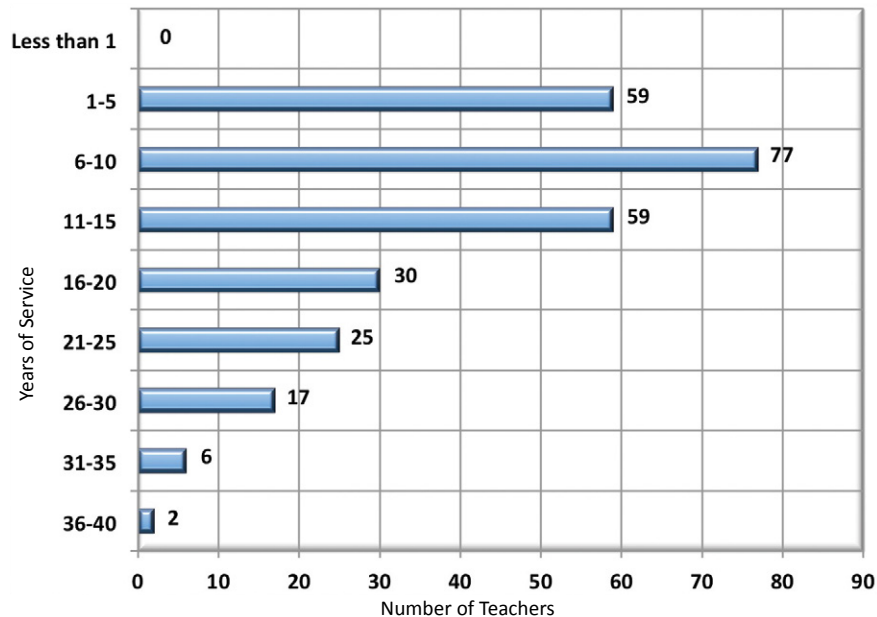


Education Level - Professional Staff

(by percent)



2012-2013 Teacher Profile



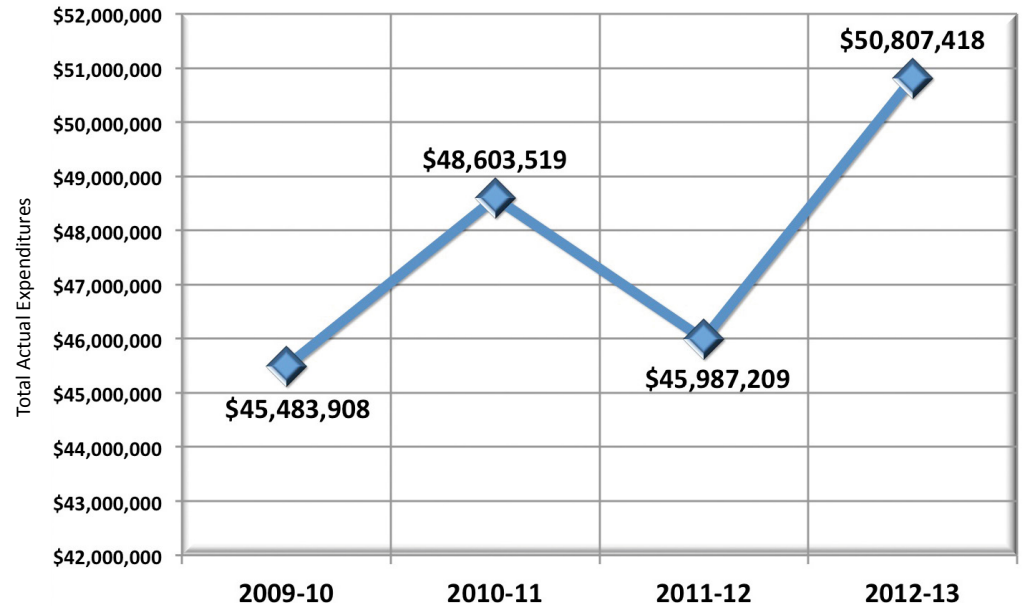
E Facts

- 51% of our current faculty have been with the EASD for more than ten years.
- 28% of our current faculty have been with the EASD between six and ten years.
- 38% of teachers hired in the last five years had a graduate degree at the time of hire.
- 62% of teachers hired in the last five years had previous teaching experience.

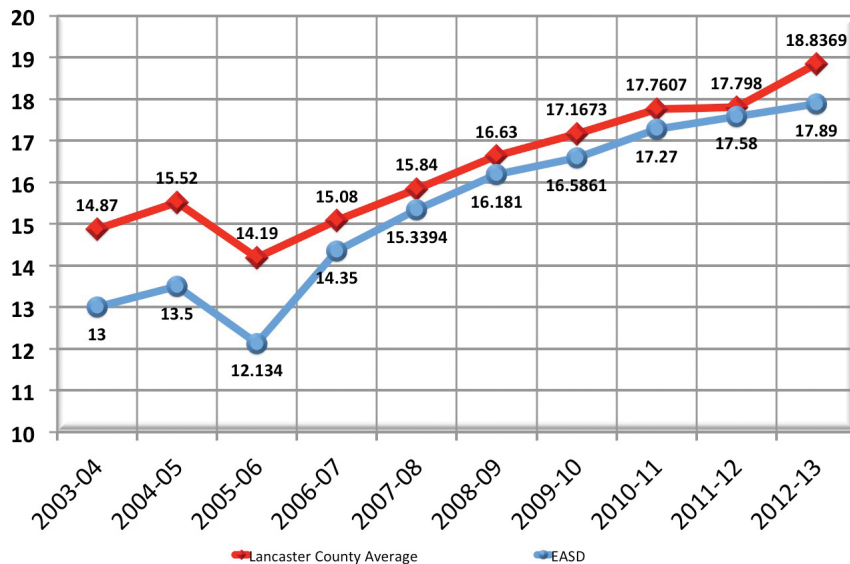
Administrator Profile

- 22 total administrators, which is equal to 2001-2002 levels.
- 380 years of experience in education with 208 of those combined-years coming at the EASD.
- 192 years of experience in education as an administrator.
- 18 EASD administrators have at least a master's degree.
- 3 EASD administrators have their doctorate degrees while another 2 are currently enrolled in a doctorate program.
- 6 EASD administrators held professional teaching or counseling positions within EASD before being promoted to administration.

Annual Budget History



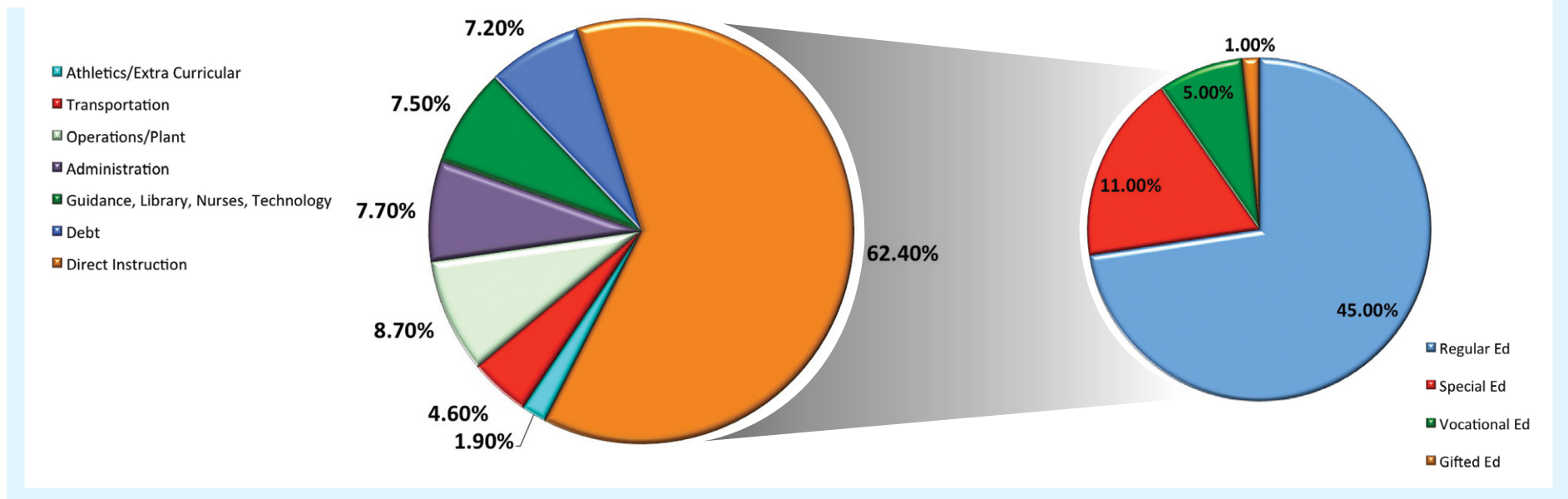
Millage Rate History



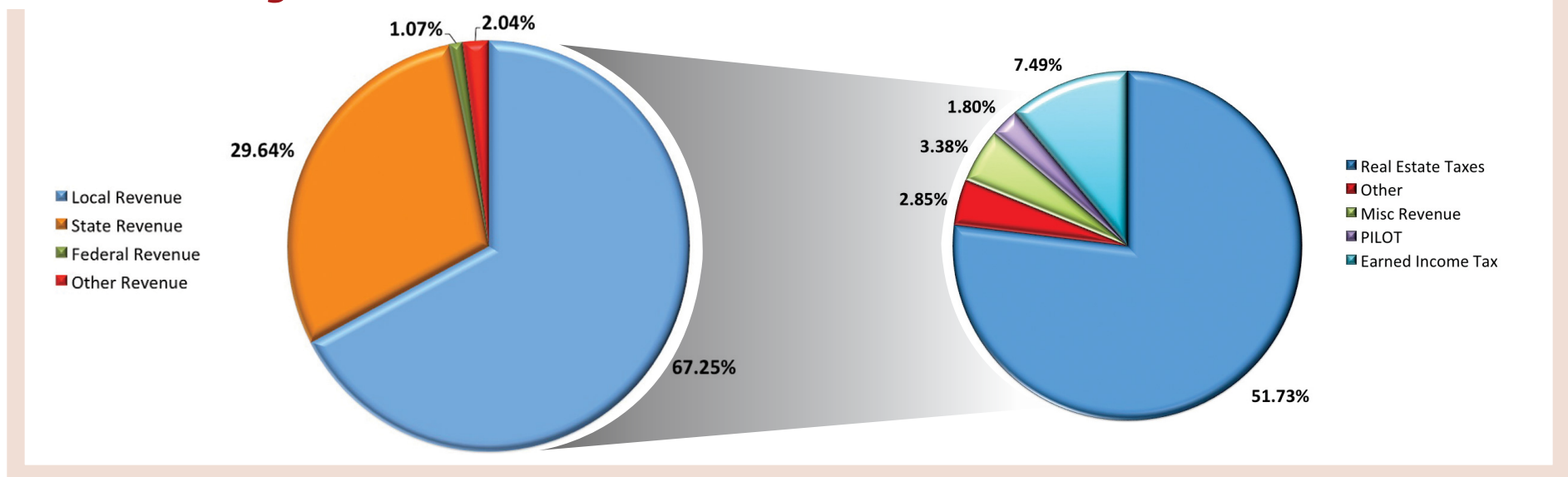
E Fact

Per Pupil spending for 2012-13 was \$12,958.95.

How District Dollars Are Spent?



Revenue by Source



Vital Sign #1

Student attendance, well-being, and acquisition of positive life skills

Regular student attendance is one of the most important contributors to overall student success. Its benefits are wide ranging and span the areas of academic achievement, social skill development, and life skill acquisition (sense of responsibility, civic involvement, healthy living).

Average Daily Attendance Rates

Grades K-6

2012-2013	96.07%
2011-2012	96.35%
2010-2011	96.19%

Grades 7-8

2012-2013	94.93%
2011-2012	95.28%
2010-2011	95.24%

Grades 9-12

2012-2013	94.12%
2011-2012	94.19%
2010-2011	94.09%

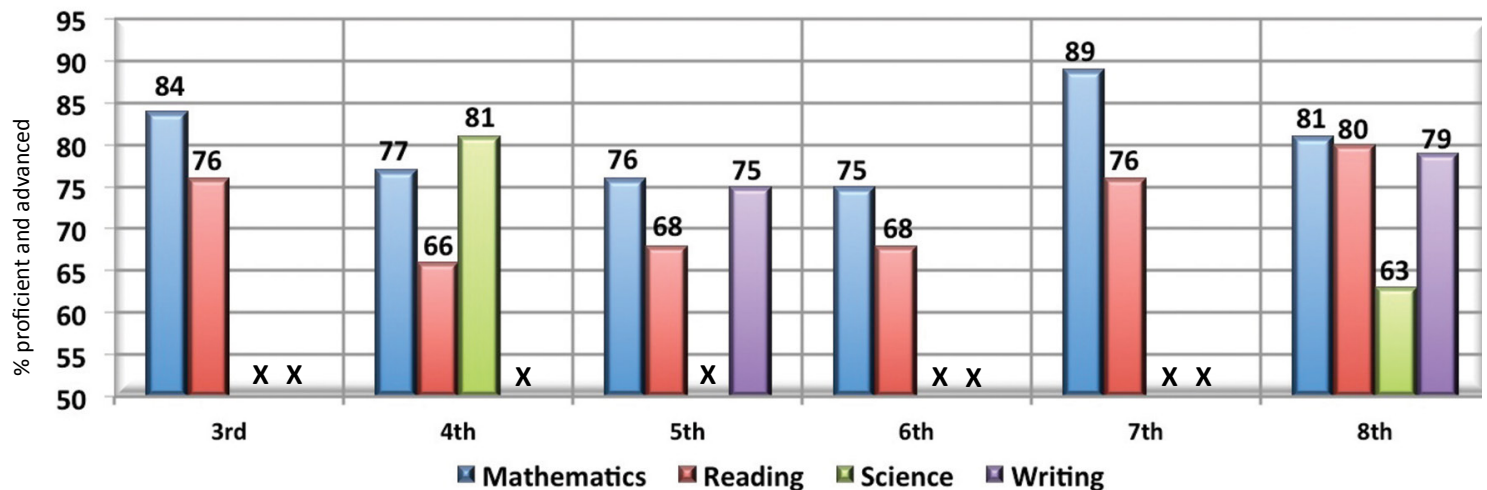
Vital Sign #2

Student proficiency in all curriculum areas

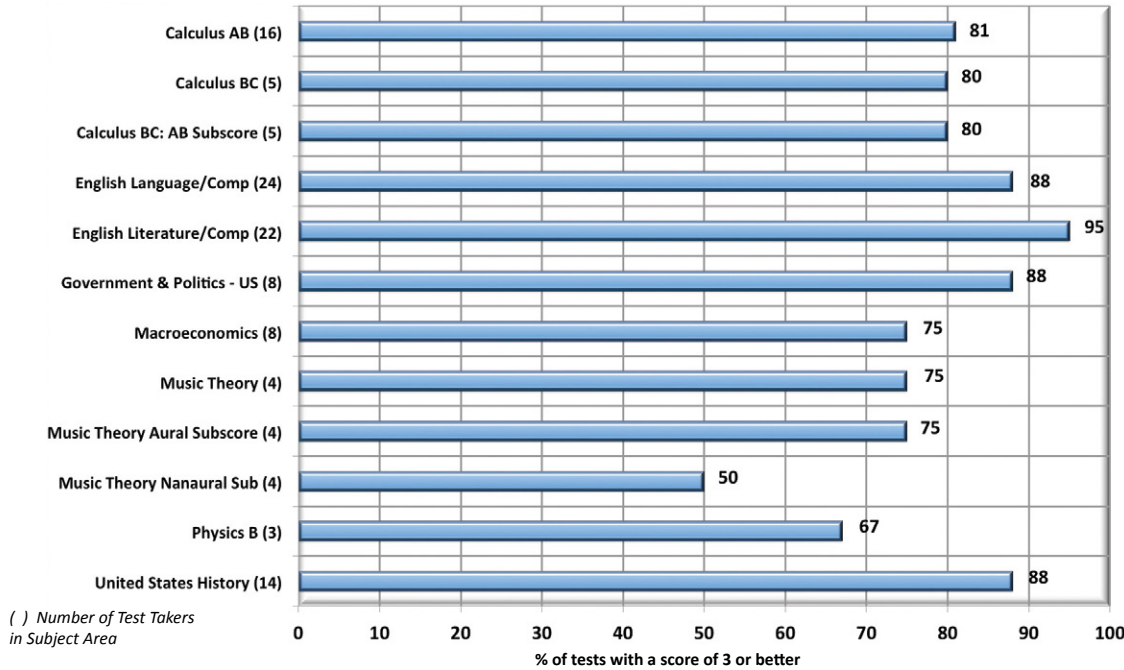
Mastering the skills and concepts taught across subject areas is the foundation for a well rounded education. The basic information taught in various classes is critically important to future educational and career choices.

2012-2013 PSSA Results

Beginning in 2012-2013, the Commonwealth of PA received a waiver which established a shift from reporting Adequate Yearly Progress Levels (AYP) to the School Performance Profile. As such, AYP thresholds are no longer reported in this publication.



2012-2013 Advanced Placement Testing



E Facts

- 117 AP exams were given in 12 subject areas.
- 84% of scores qualified for possible college credit (score of 3 or better).
- 21% of tests taken received the highest possible score (5).

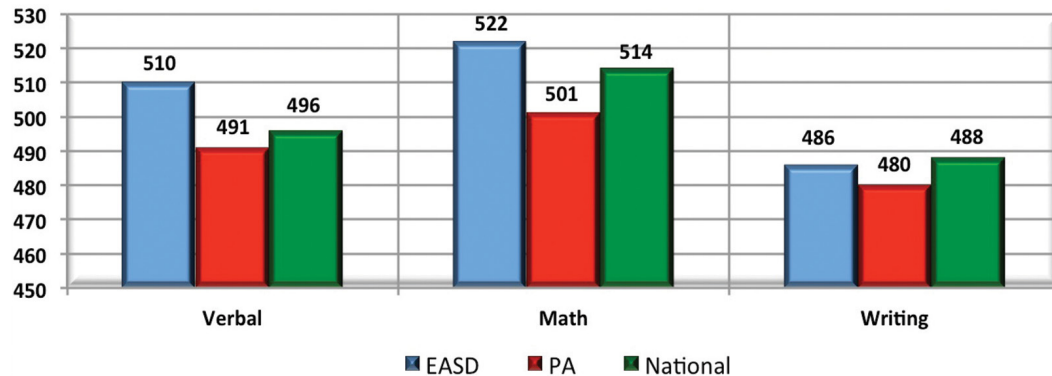
Point of Pride

Twenty-eight students attended dual enrollment courses at one of the following four institutions of higher learning:

- Elizabethtown College
- Harrisburg Area Community College
- Lancaster Bible College
- Penn State - Harrisburg College

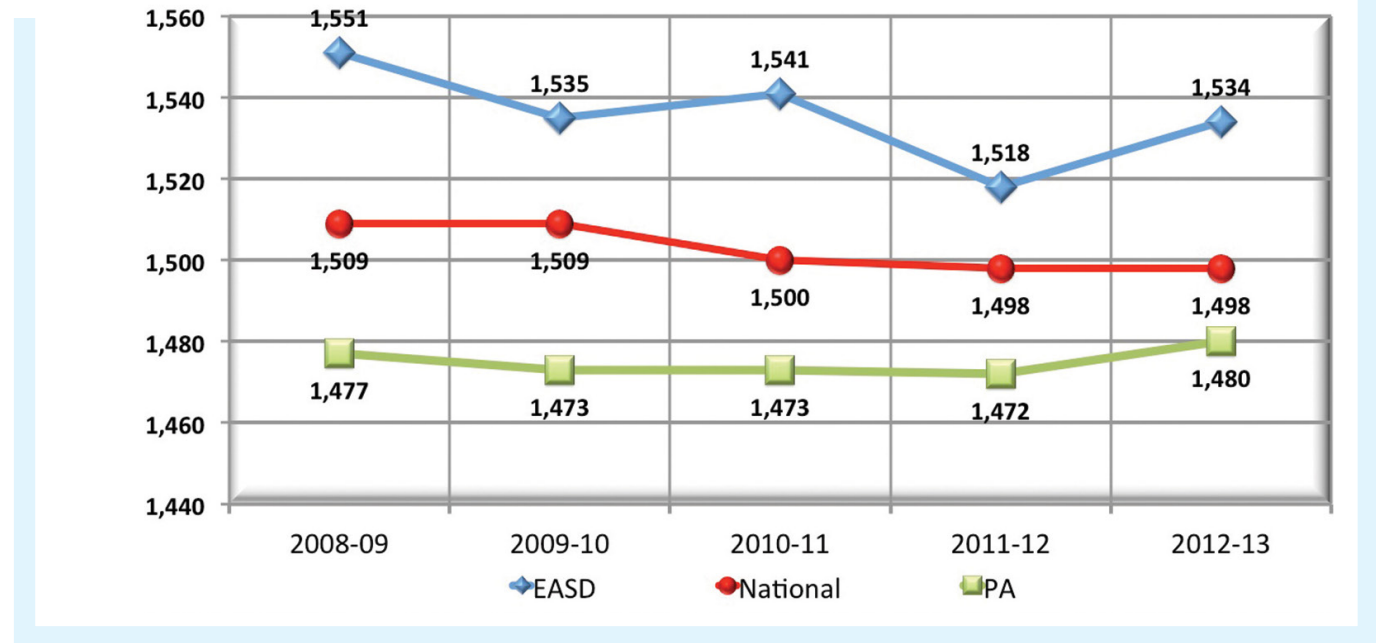
A sampling of courses taken include Probability and Statistics, Calculus, Writing and Language, General Psychology, Intro to Agribusiness, Public Speaking, and World History.

2012-2013 Scholastic Aptitude Test





EASD, State, National SAT Averages



Amazing Students Achieving Amazing Things

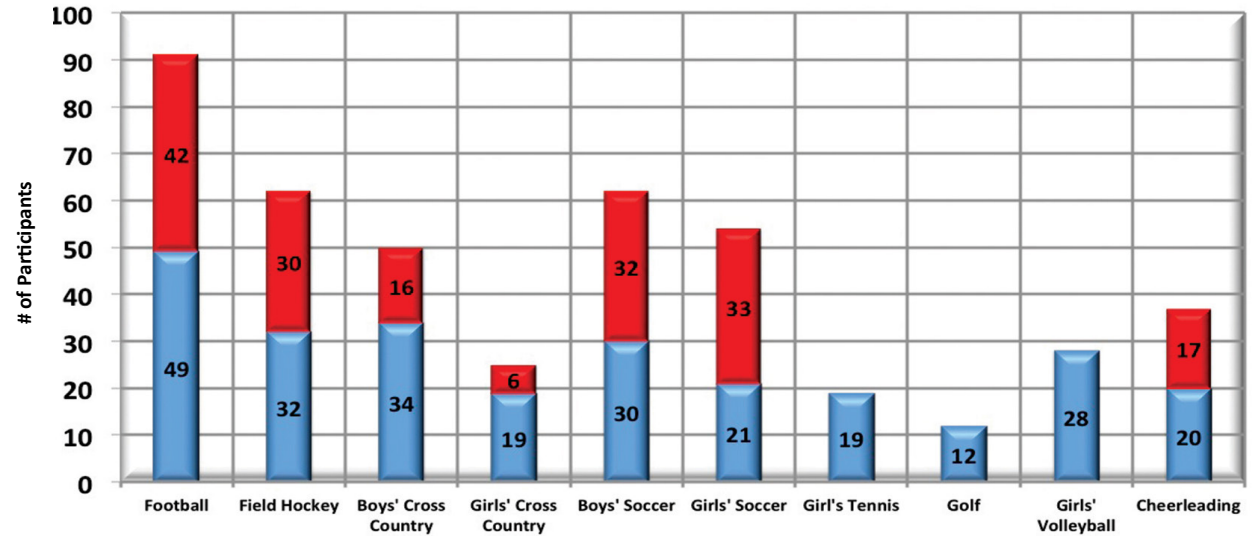
- 1 North Museum Science Fair Senior Champion
- 4 State Champion Destination ImagiNation Teams
- 2 National Merit Scholarship Program Finalists
- 4 National Merit Scholarship Program Commended Students
- 36 Inductees into National Honor Society
- 2 Regional Scholastic Writing Award Winners
- 1 National Scholastic Writing Award Winner
- 1 State Champion We The People Team
- 5 FFA Keystone Degrees
- 3 Stossel in the Classroom Essay Contest Winners
- 4 Lancaster Young Artist Competition Silver Award Winners
- 1 Congressional Art Contest Award-Winner

Vital Sign #3

Student participation in the arts, co-curricular, and extra-curricular activities
 Participation in extracurricular activities like athletics, music, theater, or other clubs and programs has shown to have many positive benefits for students including goal setting, character development, and teamwork.

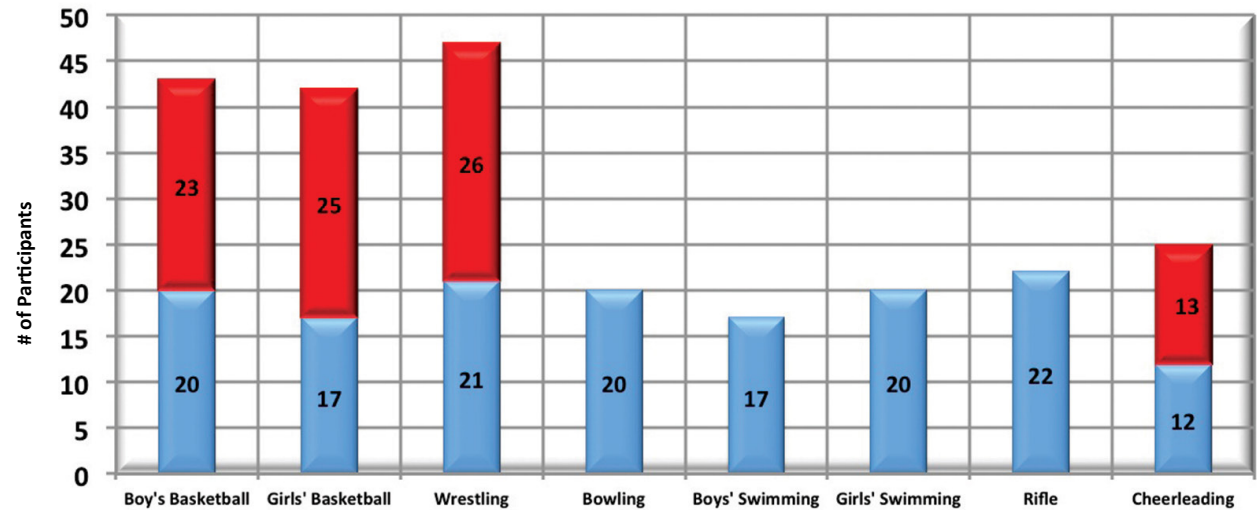
Participation Levels Fall Sports

■ EAMS
 ■ EAHS



Participation Levels Winter Sports

■ EAMS
 ■ EAHS

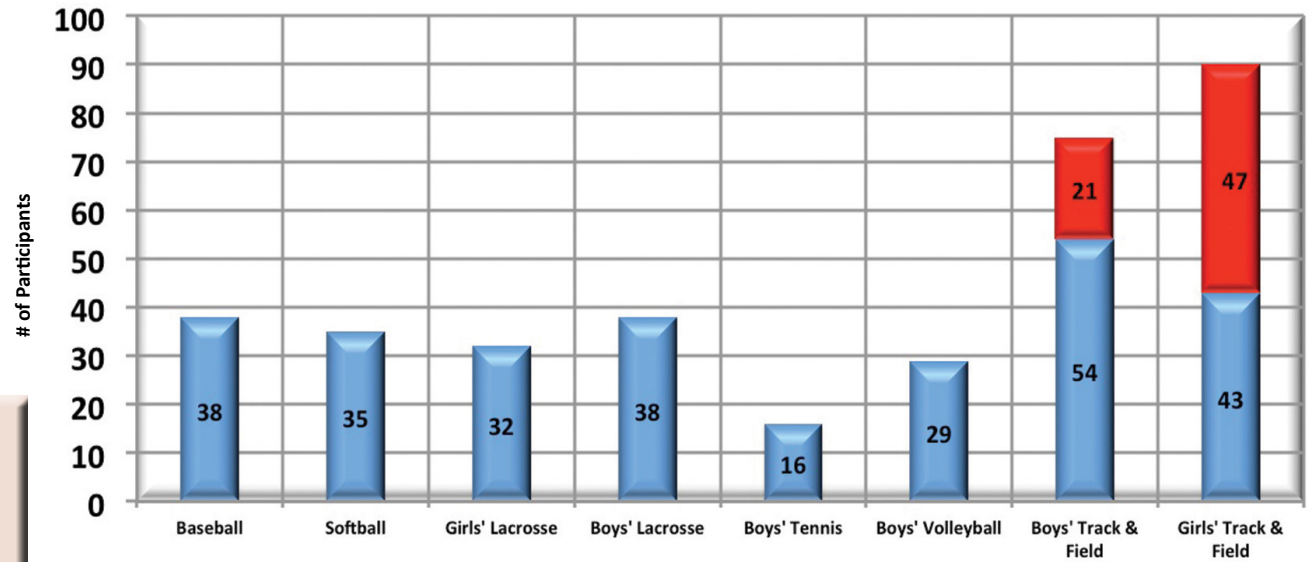


Participation Levels Spring Sports

■ EAMS
■ EAHS

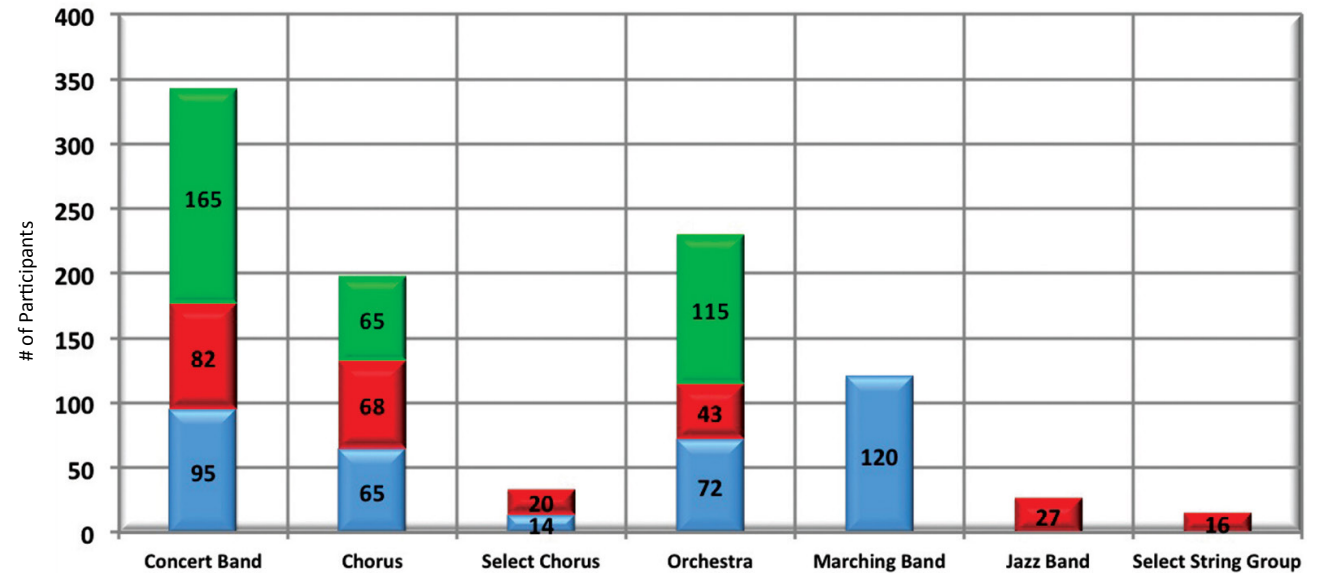
Point of Pride

Three student-athletes signed scholarship offers on National Letter of Intent days to continue their athletic careers at the college level.



Participation Levels Music Ensembles

■ Elementary
■ EAMS
■ EAHS





Performing Arts Participation Levels

Fall Play - *The Crucible*

Total # of student participants - 46

Hershey Theater Apollo Award nominations - Best Play, Best Actor, Best Featured Actress

Hershey Theater Apollo Award wins - Best Actor, Best Featured Actress, plus Apollo Spirit of Theater Award for Plays

Musical - *GREASE*

Total # of student participants - 94

Hershey Theater Apollo Award Nominations - Best Student Orchestra, Outstanding Musical Number, and an Honorable Mention for Supporting Actress

Points of Pride

- 2 All-Eastern Honors Festival participants
- 4 PMEA Youth Honors Band Festival participants
- 6 PMEA Regional Chorus Festival participants
- 2 PMEA Regional Band Festival participants

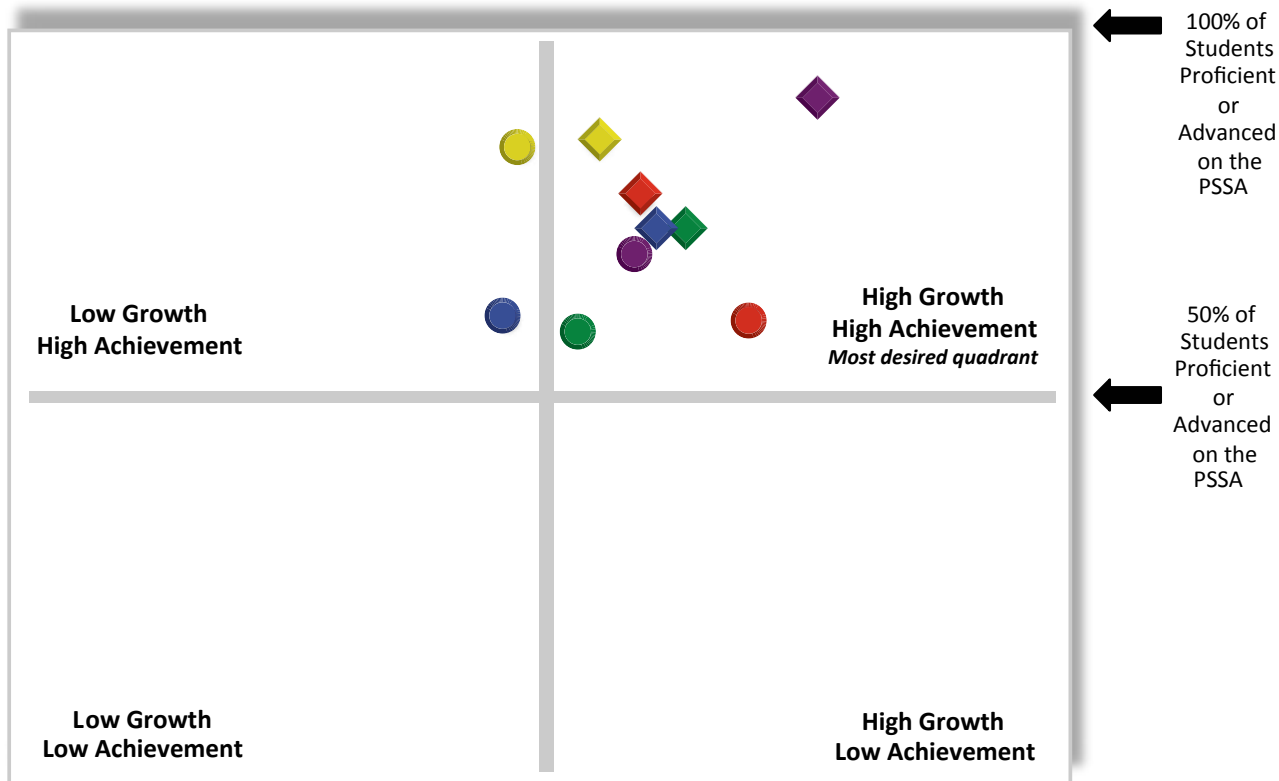
Vital Sign #4

Closing the “achievement gap” and accelerating learning for all student groups
 Achievement of proficiency is our target for all children. Equally important, however, is academic growth. As such, we pride ourselves in looking at children where they are, providing supports and learning opportunities to take them to the next step and close the achievement gap.

PSSA / PVASS Achievement and Growth

PSSA – Pennsylvania System of School Assessment (*Commonwealth of PA's standardized test with questions based on Pennsylvania standards and concept expectations*)

PVASS – Pennsylvania Value Added Assessment System (*is not a test, the data is taken from the PSSA and helps to determine if a student made one year's worth of growth*)



Color Key	Symbol Key
■ 4 th Grade	◆ mathematics
■ 5 th Grade	● reading
■ 6 th Grade	
■ 7 th Grade	
■ 8 th Grade	

Achievement measures whether students reached proficiency on the PSSA and growth measures whether students achieved a years worth of progress (PVASS).

Annual Measurable Objective

Federal accountability for Title I (ensures that all children have a fair, equal, and significant opportunity to obtain a high-quality education) requires demonstrated proficiency in the areas of mathematics and reading for all students and historically underperforming students (economically disadvantaged, English as a Second Language). The chart below illustrates whether our schools have met the Annual Measurable Objective around achievement established by the Commonwealth of PA.

	All Students		Historically Underperforming	
	Math	Reading	Math	Reading
Bainbridge	Yes	Yes	Yes	Yes
East High Street	Yes	No	Yes	Yes
Mill Road	Yes	Yes	Yes	Yes
Rheems	Yes	Yes	Yes	Yes
Bear Creek	Yes	No	No	No



Vital Sign #5

Student proficiency with digital technologies

Technology plays a key role in the delivery of instruction by allowing for higher-order and creative thinking, active student involvement, collaboration among classmates, global communication and collaboration, and continued learning outside of the school day.

Points of Pride

- *Online Learning* – Launched an online classroom management system to offer enhanced blended course collaboration between students and faculty.
- *Community Web Portal* – Provided for increased communication between teacher, student, and parents/guardians in the areas of grade reporting, attendance, and course communication.
- *Bring Your Own Device (BYOD)* – Launched an initiative for students to use their own personal devices in the classroom to enhance student instruction and learning.
- *Course Registration* – Implemented a system for EAHS students to select and register for courses online.
- *Mobile Devices* – Strategically researched and tested the use of iPads, iPods, and other interactive technology in the classroom to maximize efficiency of use and instructional effectiveness on student learning.

Interactive Technology

(e.g. Smart, Mimio, and Polyvision Boards)

Elementary School - 121

EAMS & EAHS - 99

Classroom Projectors

100% of EASD classrooms have an LCD projector

Student Laptops

Primary Elementary – 164

Bear Creek School - 180

EAMS & EAHS - 524

Special Education - 83

Computer Labs

Primary Elementary – 156

Bear Creek School - 79

EAMS & EAHS - 480

iPads

Special Ed - 16

Bear Creek School - 30

EAMS & EAHS - 30

iPods

Primary Elementary - 120

Bear Creek School - 20

EAMS & EAHS - 40

Vital Sign #6

High School Graduation Rates

EASD offers a strong academic program in grades K-12 that is designed to prepare students not only to move from grade level to grade level successfully but also prepare them to be successful upon graduating from our school system.

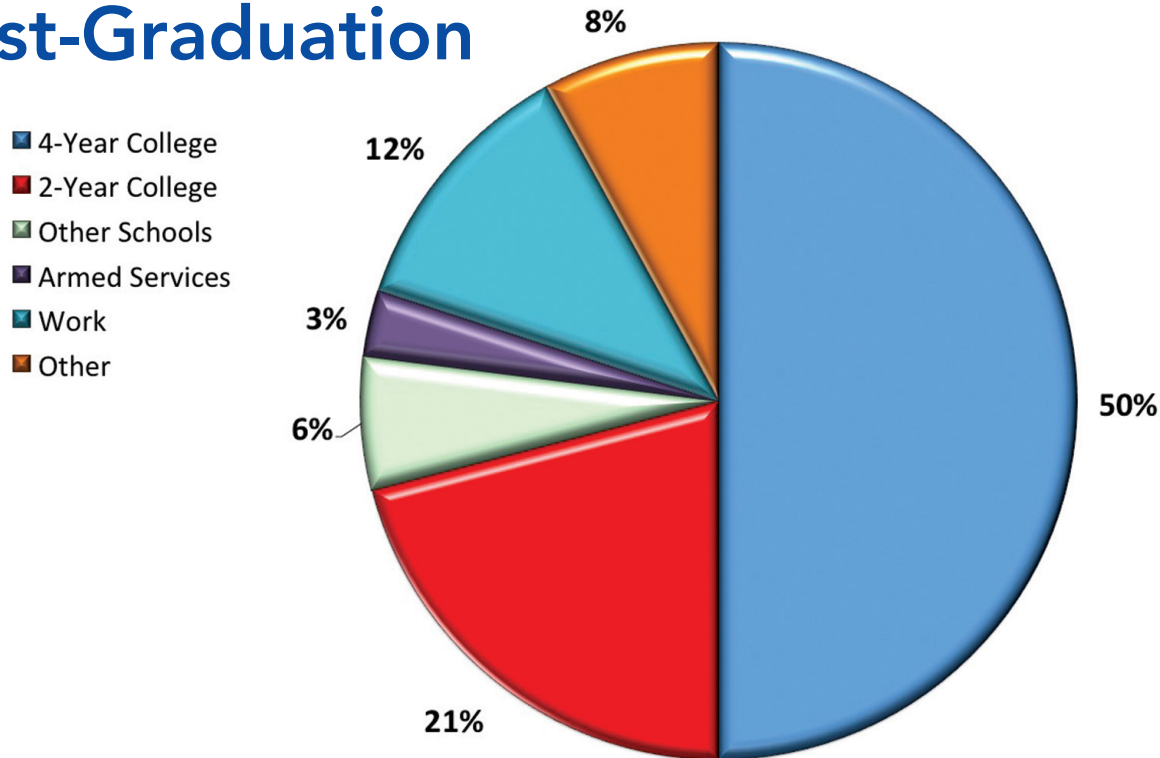
E Facts

- ◆ Total number of graduates: 311
- ◆ EASD Graduation Rate: 92.19
- ◆ Seniors with a 100% or better GPA: 31

Points of Pride

2 of the 5 seniors who did not fulfill graduation requirements by the end of their senior year received their EASD diploma after successfully completing their remaining courses over the summer.

Class of 2013 Post-Graduation



Point of Pride

Students from the Class of 2013 enrolled in 67 colleges/universities across 15 states

Accepted at U.S. News & World Report Top 50 University	23.1%
Accepted at U.S. News & World Report Top 50 Liberal Arts College	3.2%
Accepted at U.S. News & World Report Top 50 University (North Region)	12.5%
Accepted at U.S. News & World Report Top 50 Colleges (North Region)	18.4%

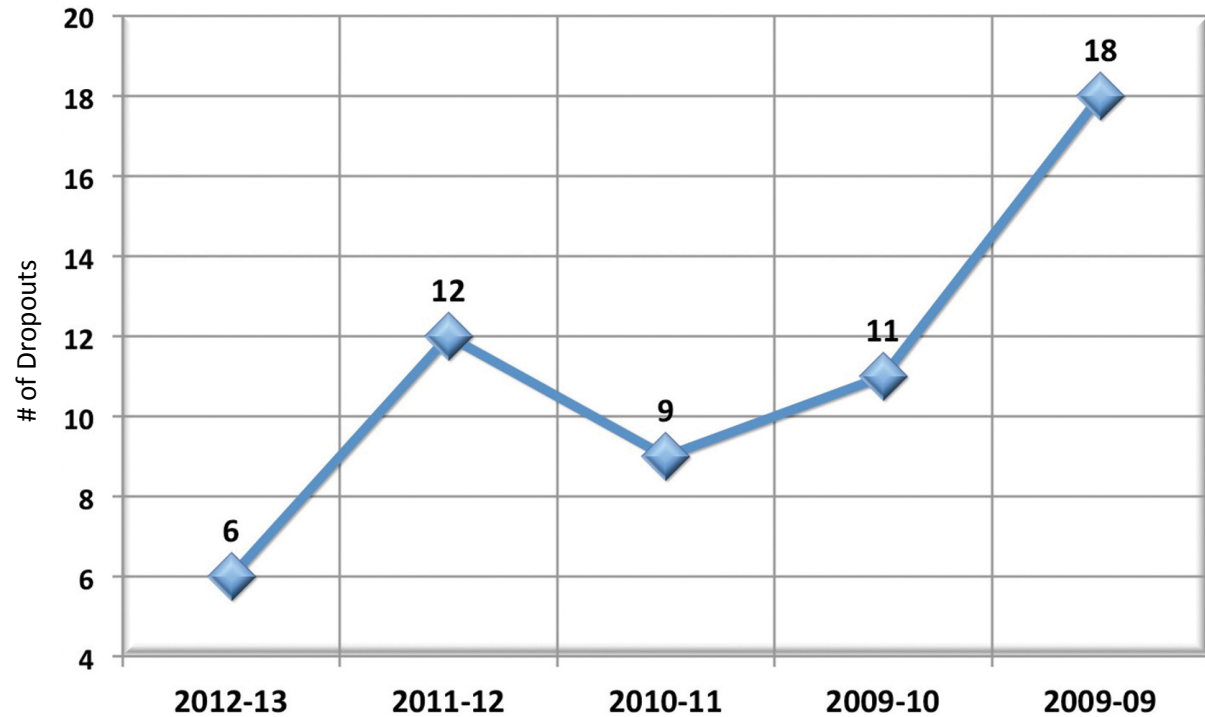
Percentages based on the 152 members of the Class of 2013 who self-reported that they would be attending a college or university

Vital Sign #7

Successful transition from early learning > elementary > middle school > high school > post-secondary

Smooth transitions throughout grade levels are essential to successfully launching students onto the path of educational excellence and play a pivotal role in a student's overall academic experience.

Five-year Dropout Trend



E Facts

- 100% of 3rd graders attending one of the 4 primary elementary schools successfully transitioned to the Bear Creek School.
- 100% of 6th graders attending the Bear Creek School successfully transitioned to EAMS.
- 99% of 8th graders attending EAMS successfully transitioned to EAHS.

EASD Vital Sign Wellness Check

Vital Sign #1 Student attendance, well-being, and acquisition of positive life skills	<input checked="" type="checkbox"/> HEALTHY	<input type="checkbox"/> UNHEALTHY
Vital Sign #2 Student proficiency in all curriculum areas	<input checked="" type="checkbox"/> HEALTHY	<input type="checkbox"/> UNHEALTHY
Vital Sign #3 Student participation in the arts, co-curricular, and extra-curricular activities	<input checked="" type="checkbox"/> HEALTHY	<input type="checkbox"/> UNHEALTHY
Vital Sign #4 Losing the “achievement gap” and accelerating learning for all student groups	<input checked="" type="checkbox"/> HEALTHY	<input type="checkbox"/> UNHEALTHY
Vital Sign #5 Student proficiency with digital technologies	<input checked="" type="checkbox"/> HEALTHY	<input type="checkbox"/> UNHEALTHY
Vital Sign #6 High school graduation rates	<input checked="" type="checkbox"/> HEALTHY	<input type="checkbox"/> UNHEALTHY
Vital Sign #7 Successful transition from early learning > elementary > middle school > high school > post-secondary	<input checked="" type="checkbox"/> HEALTHY	<input type="checkbox"/> UNHEALTHY

Wellness Plan

Much like a balanced diet and regular exercise are pillars of a healthy lifestyle, the district has identified six essential building blocks for it to remain in good health. Success for our students and our schools rests with keeping these six essentials at the heart of our teaching, leadership, and organizational practices:

1. STANDARDS-ALIGNED CONSISTENT INSTRUCTION ensures that curriculum, assessment and teaching are directly aligned with state standards, and that standards are at the center of curriculum planning and student learning.
2. DATA-DRIVEN CONTINUOUS IMPROVEMENT means we make decisions based on fact, not opinion, and that we have clear process for using data to monitor and adjust teaching practices, leadership practices and organizational practices.
3. RESULTS-FOCUSED PROFESSIONAL LEARNING emphasizes continuous growth of our teachers, staff and leaders, so that they can accelerate learning for all student populations.
4. SAFE CLIMATE FOR LEARNING & WORK facilitates the social-emotional needs of students and adults, and ensures that day-to-day operations run smoothly and safely to facilitate teaching, learning and leadership at the highest possible level.
5. STRONG RELATIONSHIPS WITH FAMILY & COMMUNITY is recognition of the fact that schools can't do it alone! Success for our schools depends on sustained community commitment and transparent, welcoming, fiscally responsible actions by the school district.
6. HIGH EXPECTATIONS FOR ALL affirms that success does not happen “by chance.” Individual and organizational excellence rests on a culture of high standards for all students and adults; a “no excuses” mindset in every area of our school system.



Elizabethtown Area School District

600 East High Street
Elizabethtown, PA 17022
(717) 367-1521
www.etownschoools.org

Non Profit
U.S. Postage
PAID
Elizabethtown, PA
Permit No. 129

2013

Annual Report
TO THE COMMUNITY
