

*Every student graduates ready to live,
learn, and thrive in a global community.*



2011 *Annual Report*
to the Community

Elizabethtown Area School District



2010-2011 *Board of Education*

<i>Jamie H. Rowley</i>	<i>President</i>
<i>Terry L. Seiders</i>	<i>Vice President</i>
<i>Kay J. Ardner</i>	<i>Director</i>
<i>Louisa M. Clark</i>	<i>Director</i>
<i>Robert S. Cronin</i>	<i>Director</i>
<i>Caroline Lalvani</i>	<i>Director</i>
<i>Michelle J. Pelna</i>	<i>Director</i>
<i>Frederick F. Ritsch</i>	<i>Director</i>
<i>Jeffrey S. Shank</i>	<i>Director</i>

The Board of Education invites stakeholders to stay informed about the governance of the district by attending school board meetings. Meetings are typically held on the second and third Tuesday of every month beginning at 7:30 p.m. The public is invited to offer public comment at both sessions. Meeting agendas and minutes can be found on the district website at www.etownschools.org.

Our Goal

Every student graduates ready to live, learn, and thrive in a global community.

Our Vision

Motivating all students to their highest potential through parental and community support, exemplary staff, and a commitment to excellence.

Our Shared Values

- ***Stewardship of Taxpayers' Investment*** - We believe, as the stewards of taxpayer money, that it is imperative to manage district operations and resources in a transparent and responsible manner to ensure fiscal integrity of the taxpayers' investment.
- ***Continuous Learning for Teachers, Leaders, & Staff*** - We believe that highly-skilled teachers, administrators, and support staff have a significant impact on student learning and are committed to a quality professional development program that supports and enhances the needs of our students and staff.
- ***Partnership with Parents & Community*** - We believe that building trust and open communication among home, school, and community is essential to sustaining the community's investment in, commitment to, and shared responsibility for student success.
- ***Accountability for Performance*** - We believe that a results-focused plan with follow-through and transparency in reporting is the first step toward realizing desired outcomes for student learning and achievement.
- ***Student-centered Decisions*** - We believe that the foundation for all decisions is what is best for our students and that the focus of our instructional programming should be directed on preparing them to graduate ready to live, learn, and thrive in a global community.
- ***Responsible Governance*** - We believe the governance of the district should be conducted in a fair, ethical, and open manner with a focus on student achievement and to ensure a better public understanding of the district's goals and vision.



Message from the Superintendent...

The Elizabethtown Area School District is pleased to present its 2011 Annual Report to the Community. We publish this report each year as we strongly believe communication with our public is critical to helping the District achieve its goal of every student graduating ready to live, learn, and thrive in a global community. This publication allows us to share vital information about the District's student population, programs, achievements, finances, and staff with parents and non-parents. Our goal is to help our constituents better understand how and where their tax dollars are being spent.

As you will see in this report, the District continues to excel in many areas. Student test scores are above state and national averages; our graduation rate has improved to nearly 94 percent; graduating seniors are enrolling in some of the most prestigious colleges and universities in our region, state, and nation; and the percentage of teachers holding a master's degree or higher has risen to over 58 percent.

As we look toward the future and what this report will look like in years to come, it is no secret that due to shrinking school funding sources the challenge to maintain our first-rate school system becomes more difficult. However, we are undaunted by this challenge and our expectations remain high as ever. While E-town schools will most certainly face a period of change in the way we do business over the next couple of years, rest assured in knowing that our goal will be to preserve the programs and services that have the greatest impact on and value to our students. We are confident that we will continue to build the very best system possible to educate our students for their future.

I hope you enjoy reading this report and take pride in the fact that Elizabethtown Area School District students, faculty, and staff are continuing the tradition of excellence that this District has come to expect. We are proud of our successes, and we recognize there is more work to be done. I thank our committed parents and community members for their support of our schools and our students' learning. We welcome your continued involvement as we continue to strive for excellence in education.

Sincerely,

A handwritten signature in black ink that reads "Amy Hodges Slamp". The signature is written in a cursive, flowing style.

Amy Hodges Slamp, Ed.D.
Superintendent of Schools

E-town by the Numbers

EASD is committed to meeting the needs of our diverse student body. Our faculty, support staff, and administration work closely with our families and community partners to ensure that high expectations are held for every student and that all students receive the targeted support they need.

Teacher/Pupil Staffing Ratios

Kindergarten	1/22.5	Fifth Grade	1/22.7
First Grade	1/23.8	Sixth Grade	1/24.0
Second Grade	1/23.9	Seventh Grade	1/22.0
Third Grade	1/24.5	Eighth Grade	1/20.6
Fourth Grade	1/23.1	High School	1/18.7*

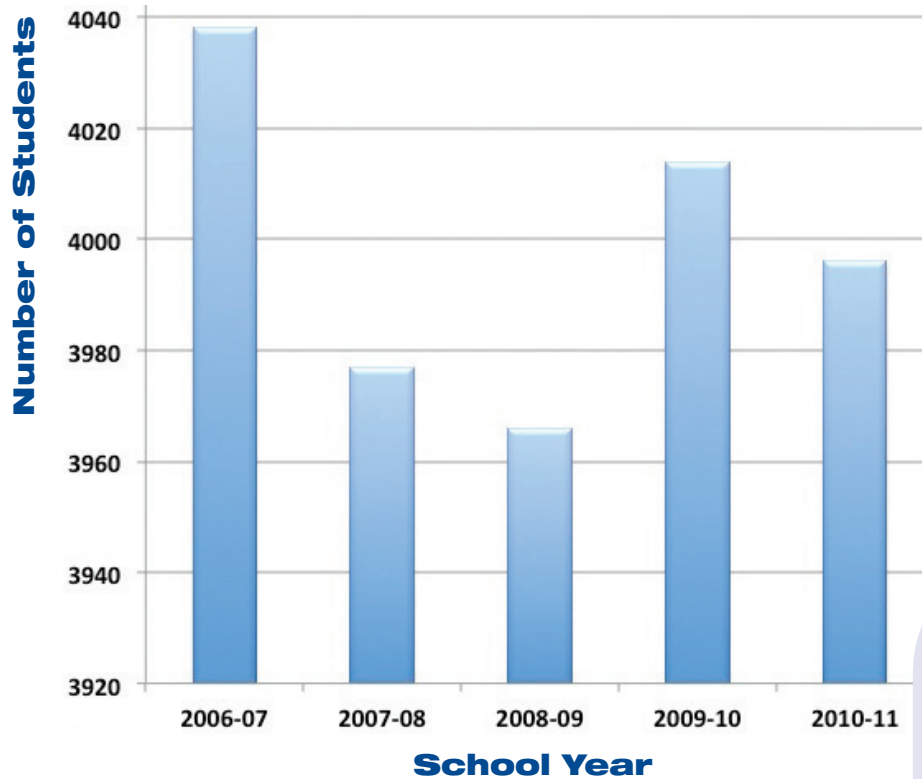
**Core subjects of English, Mathematics, Science, and Social Studies.*

Point of Pride



Three Elizabethtown Area High School seniors were recognized in the 2011 National Merit Scholarship Corporation (NMSC) academic recognition program.

Enrollment History



2009-2010 Attendance Rates

Elementary – 95.67%
 Middle School – 95.17%
 High School – 93.99%

PA Target – 90%

Quick Facts

3,996 total students =
 - 1,778 elementary
 - 880 middle school
 - 1,338 high school

Student Demographics

2010-11 Ethnic Composition

2	<1%	American Indian/Alaska Native
43	1%	Asian/Pacific Islander
76	2%	Black (Non-Hispanic)
152	4%	Hispanic
3,754	93%	White (Non-Hispanic)

2010-11 Program Enrollment

773	21%	Free/Reduced Lunch
520	13%	Special Education
208	5%	Gifted Education
149	11%	Career and Technology School
49	1%	English as a Second Language Program
33	<1%	Homeless Enrollment

Financial Accountability

One of the most important responsibilities of the Board of School Directors and EASD administration is the development of the annual budget. The school directors and administration have made fiscal responsibility and accountability its highest priority, while at the same time maintaining a budget process that is instructionally driven.

Grants received for 2010-2011:

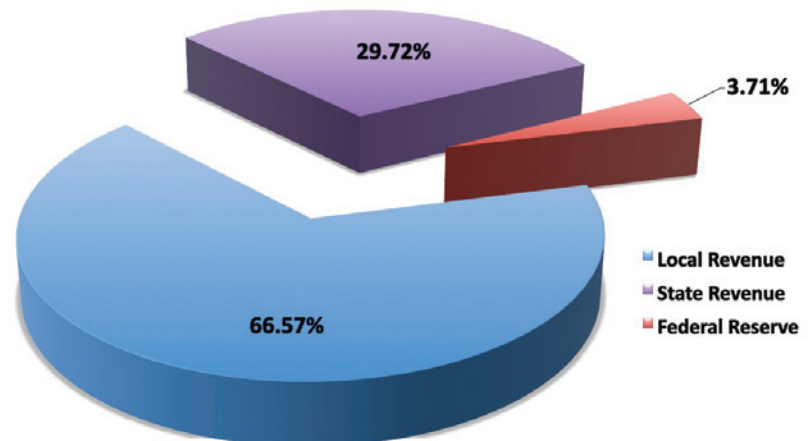
Title I	\$369,470
Title II	115,514
Drug Free Schools.....	12,960
ARRA – Title I	67,474
ARRA – IDEA B	314,760
ARRA - SFSF	1,003,518
IDEA B	589,190
PA Accountability Grant....	411,921
Dual Enrollment	5,948
Bill Gates Foundation.....	116,400

Securing Resources

The District receives most of its funding for general operations from local sources - 66.57%. The three largest sources of local income for the 2010-2011 budget are the real estate tax (80.72%), Earned Income Tax (9.15%), and payments in lieu of taxes (2.81%).

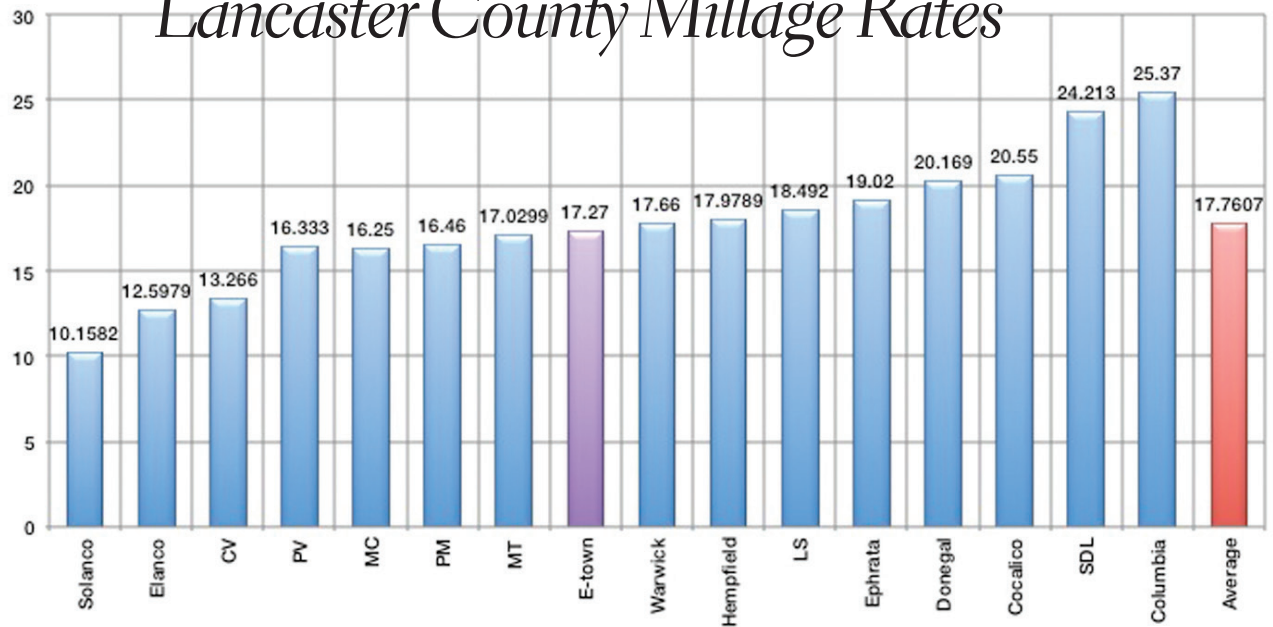
Revenue Sources

Total Budget revenue for 2010-2011 was \$47,908,541



2010-2011

Lancaster County Millage Rates



Point of Pride

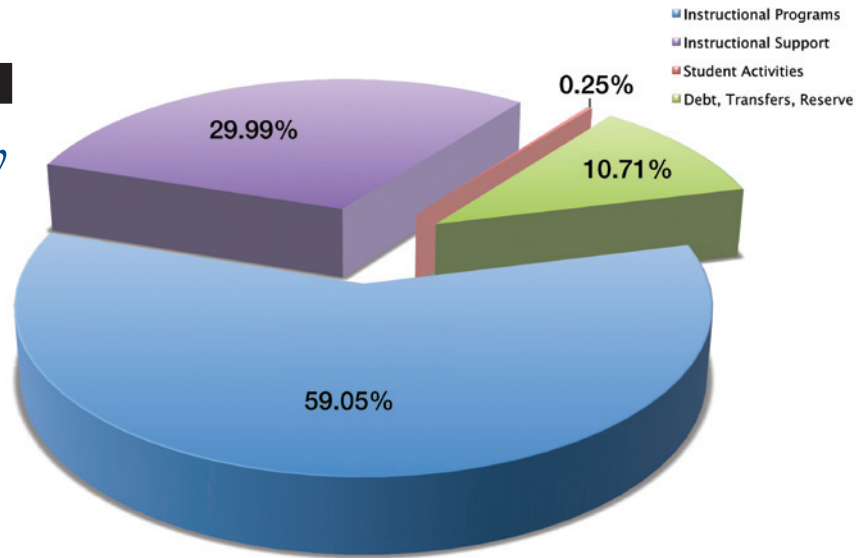


Thirty-eight high school seniors and juniors were inducted into the T.H. Ebersole Chapter of the National Honor Society for their qualities of scholarship, leadership, character, and service.

Good Stewardship

Providing a balance between securing the resources needed for a quality educational program with being good stewards of taxpayer money is the foundation of the EASD's fiscal strategy. As such, the District always strives to have the largest percentage of its expenditures directly impact the students. The 2010-2011 budget is no exception with almost 60% of all expenditures going toward instructional programming, while another 30% goes toward instructional support.

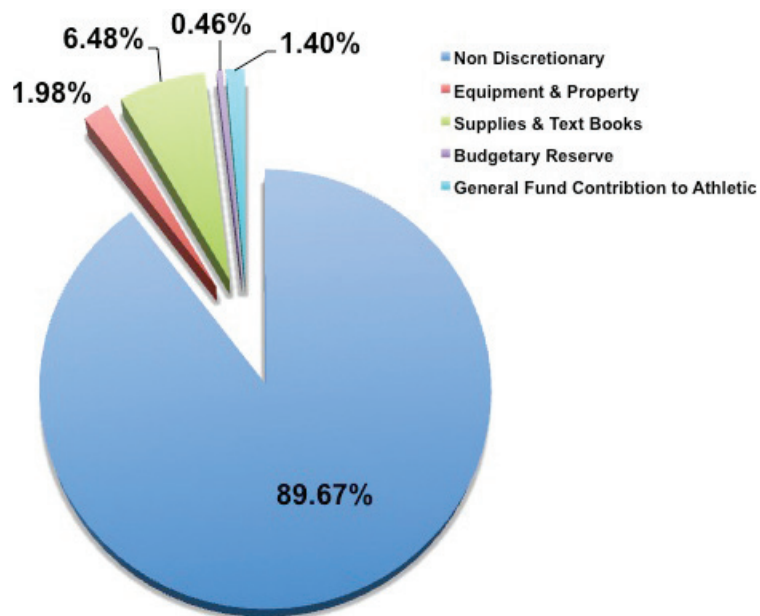
2010-2011 Expenditures by Function



All five elementary schools, along with both the middle and high schools, were honored by the Pennsylvania Department of Education with 2010 Keystone Achievement Awards.

2010-2011

Discretionary Versus Non-Discretionary Spending



Point of Pride



Three EAHS students were presented with Future Farmers of America Keystone Degrees at the 2010 Pennsylvania Farm Show.

Point of Pride

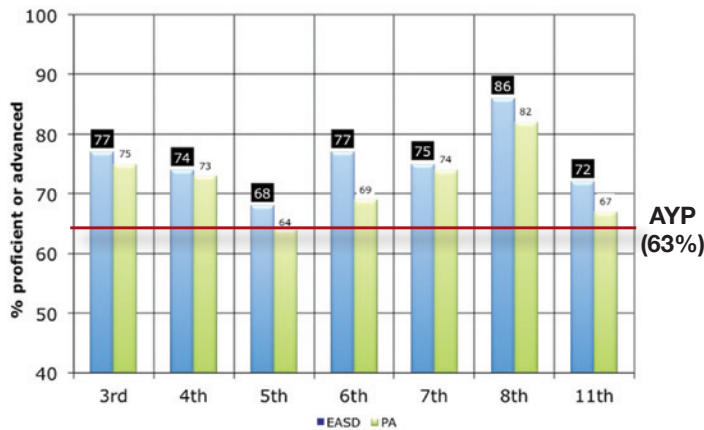


305 seniors received diplomas at the 2010 commencement ceremony.

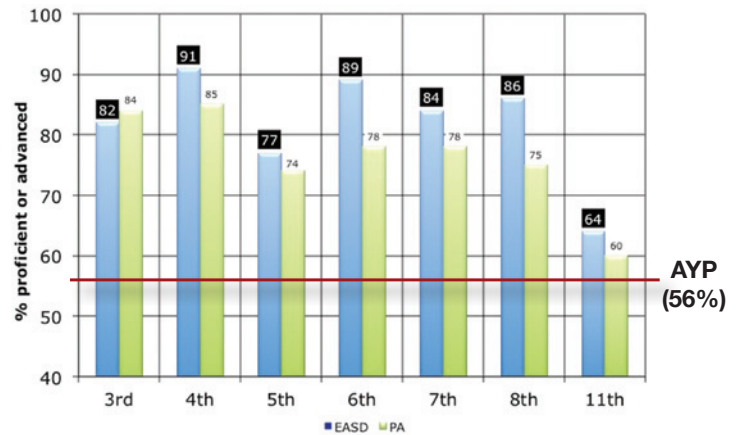
Learning in Elizabethtown

The Pennsylvania System of School Assessment (PSSA) is intended to measure the District's success at delivering Pennsylvania's standards in mathematics and reading. EASD uses the information to evaluate student progress and the effectiveness of our curriculum. The federal No Child Left Behind Act of 2001 required school districts to publish district and school report cards yearly. The report cards measure a district's progress toward meeting the state-established Adequate Yearly Progress (AYP) levels. The 2009-2010 report cards for the EASD are available online at www.etownschools.org.

2009-2010 PSSA Reading



2009-2010 PSSA Mathematics



Keystone Achievement Awards

For the fifth consecutive year, all seven of the District's schools exceeded the Pennsylvania's Adequate Yearly Progress (AYP) levels on the PSSA. In addition, all District elementary schools, along with both the middle and high schools, won Keystone Achievement Awards for the third straight year. District schools now have a combined total of 39 awards out of a maximum of 42 possible since the program's inception.

Advanced Placement Testing

2009-10 Subject	Score					% three or higher
	5	4	3	2	1	
Calculus AB	3	3	9	2	9	58
Calculus AB Subgrade	0	2	1	1	4	38
Calculus BC	0	1	3	0	4	50
Chemistry	0	0	0	1	1	0
Computer Science	1	3	2	0	0	100
English Language/Comp	5	13	10	2	0	93
English Literature/Comp	2	4	8	3	0	82
Government & Politics - US	4	3	9	10	4	53
Music Theory	3	1	0	0	0	100
Music Theory Aural Subscore	3	1	0	0	0	100
Music Theory Nonaural Sub	2	2	0	0	0	100
Physics B	0	0	1	3	2	17
Spanish	0	0	0	0	1	0
Statistics	0	4	2	1	0	86
United States History	3	6	4	0	1	93
TOTAL	26	43	49	23	26	167

Over the past three years, the number of AP exams taken has grown slightly from 158 tests taken during the 2006-2007 school year to 167 during the 2009-2010 school year. Additionally, student scoring remained steady with 118 students scoring a three or higher in 2009-2010 compared to 123 in 2006-2007.

AP classes provide rigorous, college-level curriculum in various subjects and the opportunity to earn college credits or advanced college standing.

2009-2010 Scholastic Aptitude Test

	EASD	PA	Nat'l
Verbal Mean Score	510	492	501
Math Mean Score	530	501	516
Writing Mean Score	495	480	492

- EASD scores on the verbal, math, and writing sections of the test were above Pennsylvania and national averages.
- EASD verbal, math, and writing SAT scores were 18, 29, and 15 points above the state average in their respective category.

**Point
of
Pride**



The EAHS We the People team captured the state championship for the second time in three years.

It's a Journey

EASD offers a strong academic program in grades K-12 that is designed to prepare students not only to move from grade level to grade level successfully, but also prepare them to be successful upon graduating from our school system.

Class of 2010

What are they doing now?

52% attended a 4-year college

18% attended a 2-year college

3% attended another form of schooling

3% enlisted in the armed services

13% entered the workforce

11% plans unknown

Class of 2010 graduates are attending 73 different colleges or university. A sampling of the schools and the number of students attending is as follows:

- Penn State University – Main Campus (10)
- Bloomsburg University (8)
- Shippensburg University (7)
- Lebanon Valley College (7)
- Messiah College (6)
- Temple University (5)
- Elizabethtown College (4)
- University of Pittsburgh – Main Campus (3)
- Air Force Academy (2)
- MIT (1)
- RIT (1)
- James Madison University (1)

2009-2010 Graduation Snapshot:

Total number of graduates: 305
EASD Graduation Rate: 93.5%

PA Graduation Rate: 90%
PA AYP Graduation Rate Target: 85%

Maintaining Excellence

As a part of TEAM E-town, our staff continues to be top notch, dedicating themselves to ensuring EASD has the finest facilities, best instructional practices, and first rate support services to assist ALL of our students with reaching their maximum potential. As one of the community's largest employers, EASD employs over 520 teachers, support staff, and administrators. Each plays a valuable role in supporting the common goal of student learning.

Providing Excellent Teachers in Every Classroom

Teachers are the most important factor in a student's academic achievement. At EASD, we are proud of our diverse team of instructional staff.

- 42% of our current faculty have been with EASD for at least ten years.
- 23% of our current faculty have been with EASD from between six and ten years.
- 57% of our current faculty have a masters degree.
- 31% of teachers hired in the last five years had a graduate degree at the time of hire.
- 62% of teachers hired in the last five years had previous teaching experience.



EAMS student Reuben Zeiset placed first in the regional MATHCOUNTS competition.

Point of Pride



EAHS inducted three former student-athletes and two former coaches into its Athletic Hall-of-Fame.

Years of Service at Elizabethtown

0	Number of teachers with less than 1 year of service
101	Number of teachers with 1-5 years of service
66	Number of teachers with 6-10 years of service
46	Number of teachers with 11-15 years of service
26	Number of teachers with 16-20 years of service
30	Number of teachers with 21-25 years of service
9	Number of teachers with 26-30 years of service
10	Number of teachers with 31-35 years of service
1	Number of teachers with 36-40 years of service

Point of Pride



EASD saluted twelve local senior citizens for volunteering more than 77 hours through the District's S.E.R.V.E.S. program (Seniors Earning Rebates by Volunteering in Elizabethtown Schools).

Professional Staff Education

91	Bachelors Degree
29	Master's Equivalency
165	Masters Degree
4	Doctorate Degree
1	National Board Certification

2010-2011 Staff Breakdown

289	- Professional Staff
210	- Support Staff
23	- Administrators

Students and Staff Shine Bright

2010-2011 Highlights:

- \$1,900 was raised at the middle school for needy families through the Feathers for Families Program.
- Fairview Elementary School collected over 4,000 pounds of clothing for Fashion Republic, an organization that ships clothes to people in need.
- EAHS students collected over 25 30-gallon bags of trash in a park clean-up at Chickies Rock County Park.
- Rheems Elementary School raised over \$7,000 for the American Heart Association during its Jump Rope for Heart Program.
- Nearly 260 books were donated to needy schools by second graders at East High Street Elementary School through the Scholastic Classrooms Care Program.
- EAMS students raised over \$6,300 for the American Heart Association through the Hops for Heart.
- EAHS varsity club members participated in the Lancaster Jingle Bell Run to raise money and awareness for the Arthritis Foundation.
- Nearly 400 food items were collected through Bainbridge Elementary School's "Souper Bowl" food drive.
- \$1,338 was raised for local families in need through the Mill Road Elementary School student-faculty basketball game.
- East High Street Elementary's Cookie Sale to Combat World Hunger raising enough money to feed over 1,000 people from the two countries of Haiti and Jamaica.
- Fairview Elementary School raised over \$1,000 through the Muscular Dystrophy Association's Lock-up initiative.
- EAHS Key Club members raised nearly \$400 for earthquake/tsunami ravaged Japan.
- First graders at Rheems Elementary School recently collected 128 cat and dog treats, pet collars, leashes, and other items for the Humane League of Lancaster County to celebrate 100 days of school. Over 1,800 food items were collected by East High Street Elementary students for the local food bank during a holiday food drive.
- EASD faculty and staff earned a United Way Gold Award for raising over \$11,000 in its annual campaign.

Point of Pride



EASD paid tribute to 25 local veterans at a special ceremony held on Veterans Day.



Elizabethtown Area School District

600 East High Street
Elizabethtown, PA 17022
(717) 367-1521
www.etownschools.org

Non Profit
U.S. Postage
PAID
Elizabethtown, PA
Permit No. 129