

Team E-town
Achieving Excellence
Together

2010

Annual Report
to the Community



**Elizabethtown
Area School District**

Message from the Board President...

As School Board Directors, we realize the importance of keeping the community informed of the initiatives and achievements of the Elizabethtown Area School District. With that goal in mind, we are pleased to have you receive the District's first annual report to the community. The Board, Administration, professional staff, and support staff are committed to providing a quality education to the children of our community. However, for that goal to be achieved, parents and the community in general must be an integral part of the process. The first step to making that possible is communication. Thus, one of the primary goals of this new publication is to keep you, the community, informed.

As you read through the report, you will see many positive ventures taking place in Elizabethtown. One of the more obvious initiatives is the new Bear Creek School that will open in 2011 for students in grades four through six. However, that is just the beginning of a renovation plan to improve our other elementary schools and enhance our athletic facilities. I would also like to point out the Performance Cost and Return on Spending Indexes, which are tools used to measure the cost effectiveness of school districts. The indexes demonstrate Elizabethtown is providing a good education in a cost efficient manner. Obviously, in today's economic environment this is a key point of emphasis. Finally, by reviewing the information on the Keystone Achievement Awards, you can see the quality education program Elizabethtown has developed and the excellent results the District has obtained in student achievement.

None of this would be possible if it were not for the excellent professional and support staff in the Elizabethtown Area School District. By partnering with the parents, youth, and the community in general, we will continue to improve our educational initiatives. As School Board President, I encourage you to read the *2010 Annual Report to the Community* and become involved in your District.

Sincerely,



Jamie H. Rowley
President, Board of School Directors

2009-2010 Board of Education

- | | |
|----------------------------|----------------|
| <i>Jamie H. Rowley</i> | President |
| <i>Terry L. Seiders</i> | Vice President |
| <i>Kay J. Ardner</i> | Director |
| <i>Louisa M. Clark</i> | Director |
| <i>Robert S. Cronin</i> | Director |
| <i>Caroline Lalvani</i> | Director |
| <i>Michelle J. Pelna</i> | Director |
| <i>Frederick F. Ritsch</i> | Director |
| <i>Jeffrey S. Shank</i> | Director |

The board of education invites stakeholders to stay informed about the governance of the district by attending school board meetings. Meetings are typically held on the second and third Tuesday of every month beginning at 7:30 p.m. The public is invited to offer public comment at both sessions. Meeting agendas and minutes can be found on the district website at www.etownschools.org.



Message from the Superintendent...

The Elizabethtown Area School District is pleased to present a new publication this year, its *2010 Annual Report to the Community*. Throughout this report, you will find highlights on many aspects of the district including our students' educational success, post-secondary readiness, accountability to stakeholders, and teacher quality.

The primary intent behind this publication is to share with the community the performance of the school district over the past year. We are proud of our students and staff and what they have accomplished. We hope that as you read this report you will be too. Keep in mind that the information contained in this publication only tells a small part of the story about the success of the district. No report can adequately reflect the full scope of our students' learning experience. As such, we invite you to become an active participant in our school system by volunteering your time, attending a school board meeting, sharing a particular talent, or simply enjoying an athletic event or music concert.

As is the nature of an annual report, much of the information contained in this publication reflects our past successes. More importantly, as Superintendent of Schools, you have my commitment that we will continue to enhance and improve those programs that produce strong results for our students. We will continue to seek new and innovative ways to improve student achievement at all levels. However, we know that we can achieve even better results if we work together as one community with the common goal of making our school system the best it can be for all our students. In doing so, Elizabethtown Area School District will remain a strong and dynamic school district, as well as a valuable contributor to the community.

I consider it a privilege to serve the Elizabethtown Area School District, and thank you for your continued support of our school system. We remain committed to partnering with the community to ensure our district remains a model for excellence and one that delivers an exemplary education every day to every student.

Sincerely,



Amy Hodges Slamp, Ed.D.
Superintendent of Schools




Enrollment in the Elizabethtown Area School District continues to remain steady, having increased by 2.6% since the 2004-2005 school year. To ensure adequate classroom space and teacher-to-student ratios, the district keeps a close watch on its enrollment and is continually forecasting figures for the coming years to ensure the integrity of the district's educational program.

It is the result of this analysis that led the district to launch a four-phase building plan in June 2009 with the breaking of ground on the new Bear Creek School. The new facility will be open for the start of the 2011-2012 school year and will house students district-wide in grades 4-6. Visit the district website at www.etownschools.org for information on the Bear Creek School and the district's future building needs.

Teacher/Pupil Staffing Ratios

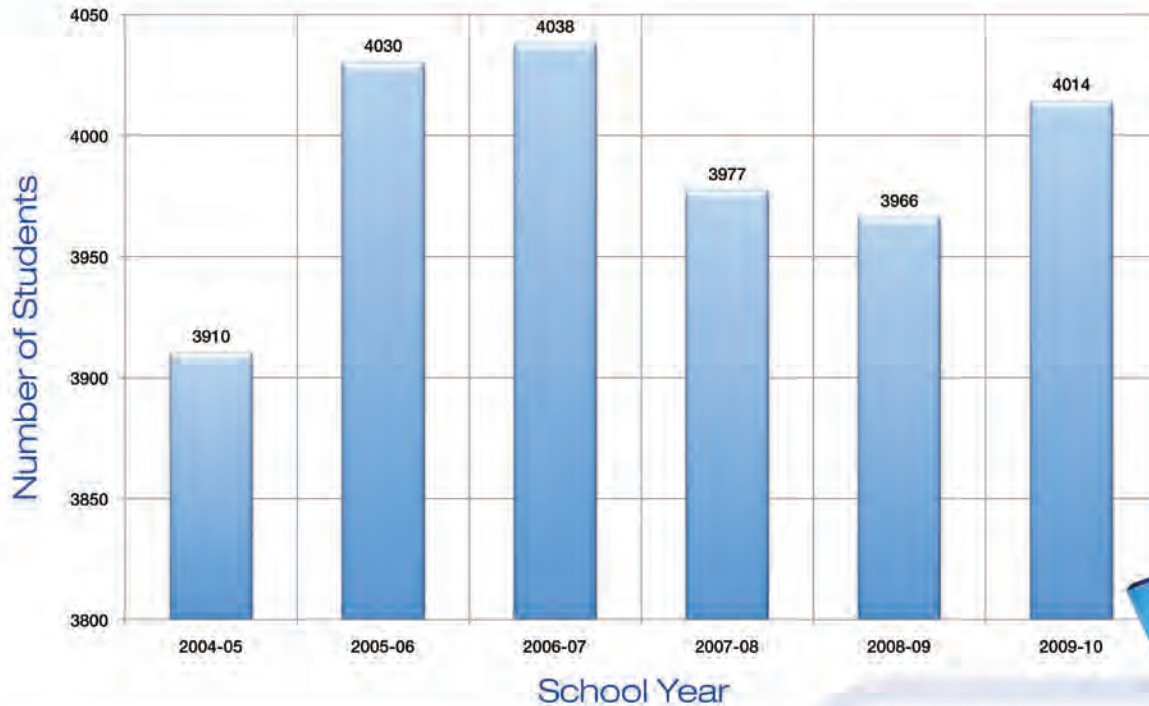
Kindergarten	1/23.6
First Grade	1/23.4
Second Grade	1/22.3
Third Grade	1/23.2
Fourth Grade	1/22.4
Fifth Grade	1/22.2
Sixth Grade	1/21.8
Seventh Grade	1/25.2
Eighth Grade	1/21.4
High School	1/16.9*

*Core subjects of *English, Mathematics, Science, and Social Studies.*



Middle school students collected new and gently used books for the local library.

Enrollment History



Enrollment

Student Demographics

2009-10 Ethnic Composition

4	<1%	American Indian/Alaska Native
43	1%	Asian/Pacific Islander
61	2%	Black (Non-Hispanic)
153	4%	Hispanic
3,750	93%	White (Non-Hispanic)

2009-10 Program Enrollment

755	21%	Receiving Free/Reduced Lunch
718	18%	Served by Special Education
145	4%	Served by Career and Technology School
52	1%	Served by English as a Second Language Program
13	<1%	Homeless Enrollment

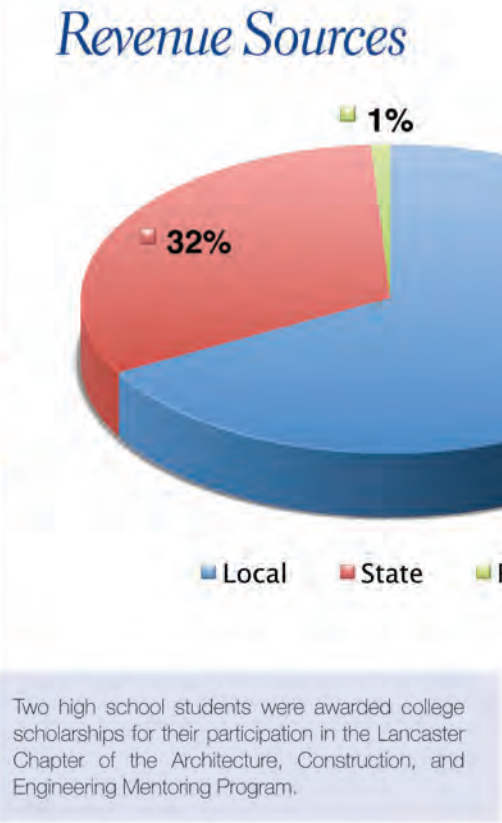

Quick Facts

4,014 total students =
 1,756 elementary
 892 middle school
 1,366 high school

Where does the Elizabethtown Area School District get its revenue to fund its programs and services? The district receives most of its funding for general operations from local sources. For the 2009-2010 budget, the federal government is contributing only around one percent and the state government only around thirty-two percent, which means sixty-seven percent of district expenditures are being funded by local taxpayers. The three largest sources of local income for the 2009-2010 budget are the real estate tax (79%), Earned Income Tax (11.5%), and payments in lieu of taxes (3%). To help lessen the burden locally, the district has actively sought sources of funds through grants. For the 2009-2010 school year, approximately \$2,400,000 was secured through successful applications.



Second graders adopted a local marine stationed in Afghanistan and sent his unit care packages.



Two high school students were awarded college scholarships for their participation in the Lancaster Chapter of the Architecture, Construction, and Engineering Mentoring Program.

Point of Pride



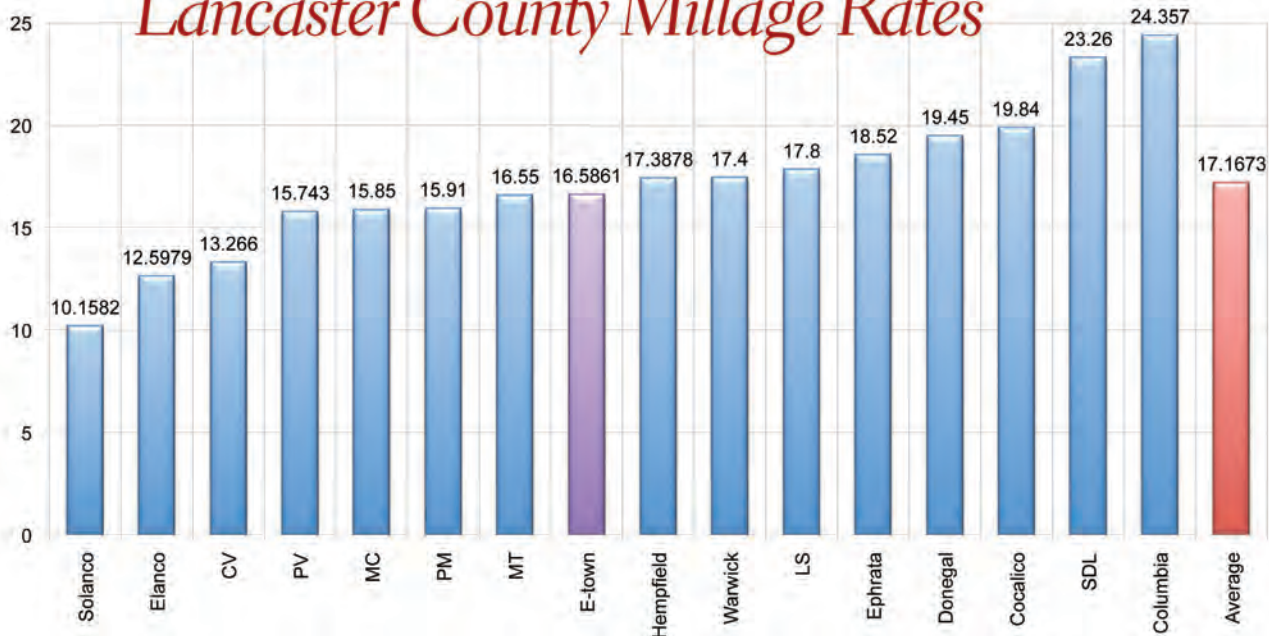
The district and borough police department partnered to receive a Secure Our Schools grant totaling nearly \$160,000.

Grants received for 2009-2010

Title I	\$348,029
Title II	\$112,060
Drug Free Schools	\$9,883
ARRA – Title I	\$189,693
ARRA – IDEA B	\$718,839
IDEA B	\$620,524
Classrooms for the Future	\$25,000
PA Accountability Grant	\$411,921
Dual Enrollment	\$5,370

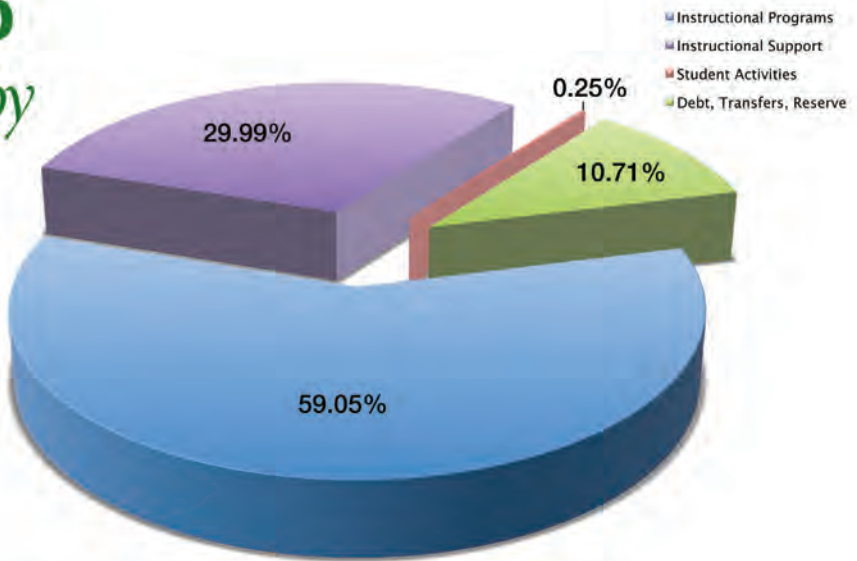
2009-2010

Lancaster County Millage Rates



Providing a balance between securing the resources needed for quality educational programs with being good stewards of taxpayer money is the foundation of the district's fiscal strategy. As such, the district always strives to have the largest percentage of its expenditures directly impact the students. The 2009-2010 budget is no exception with almost 60% of all expenditures going toward instructional programming, while another 30% goes toward instructional support.

2009-2010 Expenditures by Function

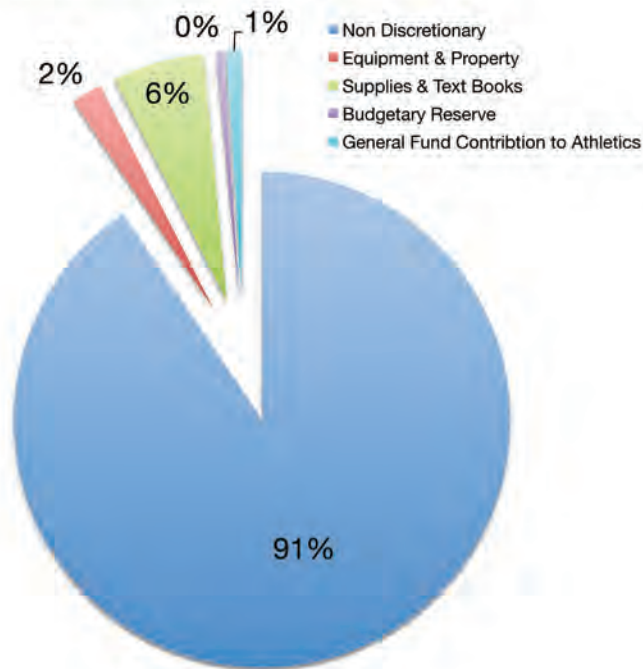


Five distinguished alumni were inducted into the district's Athletic Hall of Fame in October 2009.

Standards & Poors

School Matters, a service of Standards and Poors, evaluates the cost effectiveness of school districts. The School Matters Performance Cost Index (PCI) measures the average number of dollars spent on core operations for every percentage point of students achieving proficiency in reading and mathematics. The lower the PCI value, the more cost-effective the achieved student performance levels. The School Matters Return on Spending Index (RoSI) measures the percentage of students achieving proficiency in reading and mathematics for every \$1,000 spent on core operations. The higher the RoSI value, the more cost-effective the achieved student performance levels.

2009-2010 Discretionary versus Non-Discretionary Spending



Performance Cost Index

EASD - \$90

County - \$114

State - \$135



Return on Spending Index

EASD - 11.1

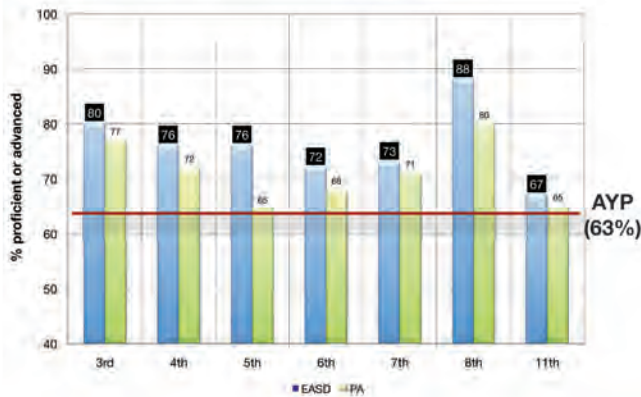
County - 9.3

State - 8.0

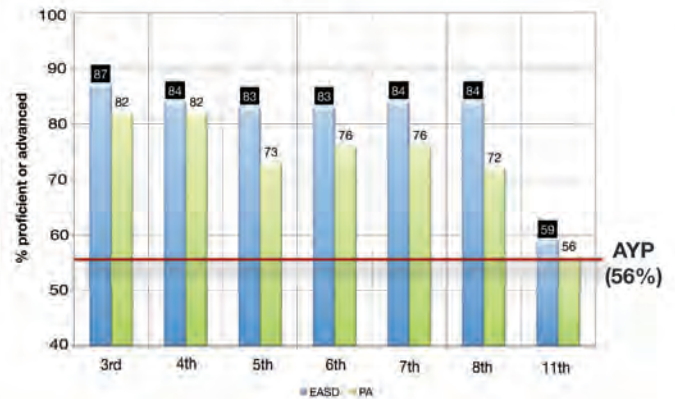
Elizabethtown

Area School District is constantly striving to improve student learning. One way we accomplish this goal is by making better use of student data. The Pennsylvania System of School Assessment (PSSA) is one tool from which the district gathers student performance data. The PSSA allows each individual student, his/her parents, and the school district to measure proficiency against the state-established academic standards in the areas of mathematics, reading, writing, and science. For the fourth year in a row, all seven of the district's schools exceeded the Commonwealth's Adequate Yearly Progress (AYP) levels on the PSSA.

2008-2009 PSSA Reading



2008-2009 PSSA Mathematics



Keystone Achievement Awards

All five of the district's elementary schools, along with both the middle and high schools garnered Keystone Achievement Awards this year. Since the program's inception five years ago, district schools have a combined total of thirty-two awards out of a maximum of thirty-five possible.

Public schools in the Commonwealth receive Keystone Achievement Awards for attaining adequate yearly progress (AYP) for two consecutive years. This year's award is for meeting AYP standards in the 2007-2008 and 2008-2009 school years.



All seven district schools were presented with 2009 Keystone Achievement Awards from the Pennsylvania Department of Education.

2008-09 Subject	Score					% three or higher
	5	4	3	2	1	
Calculus AB	1	4	3	8	5	38
Calculus AB Subgrade	2	6	5	3	0	81
Calculus BC	1	4	3	5	3	50
Chemistry	0	0	0	0	1	0
English Language/Comp	2	4	4	5	1	63
English Literature/Comp	5	10	10	0	0	100
Government & Politics - US	2	5	6	5	2	65
Music Theory	2	0	3	1	0	83
Music Theory Aural Subscore	2	2	0	2	0	67
Music Theory Nonaural Sub	1	2	2	1	0	83
Physics B	0	3	4	1	0	88
United States History	3	6	6	3	0	83
Statistics	1	1	0	0	0	100
TOTAL	22	47	46	34	12	161

Advanced Placement Testing

The district offers an assortment of advanced placement courses for students to take that are designed to prepare secondary school students for higher education. Over the past three years, the number of exams taken has remained steady, increasing from 158 tests taken during the 2006-2007 school year to 161 during the 2008-2009 school year. Additionally, student scoring remained steady with 115 students scoring a three or higher in 2008-2009 compared to 123 in 2006-2007. A three or higher is generally needed to qualify for college credit. AP classes provide rigorous, college-level curriculum in various subjects and the opportunity to earn college credits or advanced college standing.

Dual Enrollment

Elizabethtown Area School District partners with Elizabethtown College, Penn State University – Harrisburg, and Harrisburg Area Community College to allow its juniors and seniors the opportunity to take college level courses as part of the district's dual enrollment program. This initiative is designed to encourage high school students to earn college credits while still in high school. Due to changes in the program and stronger relationships with the local institutions, student participation in the Dual Enrollment program has increased by 36% and the number of credits earned by 82% over the past three years.

	# of Students	# of Courses	# of Credits Earned
2009-2010	30	47	177
2008-2009	25	36	138
2007-2008	22	27	97

As one of the community's largest employers, the Elizabethtown Area School District employees over 530 teachers, support staff, and administrators. Each plays a valuable role in supporting the common goal of student learning. As a part of TEAM E-town, our staff continues to be top notch, dedicating themselves to ensuring Elizabethtown has the finest facilities, best instructional practices, and first rate support services to assist ALL of our students with reaching their maximum potential.

Staff Breakdown for 2009-2010

- 291 Professional Staff
- 222 Support Staff
- 22 Administrators

Professional Staff Education

- 152 Bachelor's Degree
- 30 Master's Equivalency
- 103 Master's Degree
- 4 Doctorate Degree
- 2 National Board Certification

Three students received FFA Keystone Degrees, the highest degree that can be presented to Pennsylvania's FFA members, at the 2010 Pennsylvania Farm Show.



Middle school students raised over \$1,000 for the international relief effort underway in earthquake-ravaged Haiti.



Point of Pride



Elementary students collected canned and boxed goods for the local food bank during its annual holiday food drive.

Our Teachers

34% Percent of teachers hired in the last five years with a graduate degree at the time of hire.

56% Percent of teachers hired in the last five years with previous teaching experience.

Experienced Staff

Complementing the staff hired within the last five years are 178 experienced educators who have an estimated 2,700 years of service to the district. The district takes great pride in retaining its teaching staff, with more than 41% of our current teaching staff having been with Elizabethtown for at least ten years. An additional 21% have been with the district between six and ten years.

Years of Service at Elizabethtown

0	Number of teachers with less than 1 year of service
105	Number of teachers with 1-5 years of service
60	Number of teachers with 6-10 years of service
39	Number of teachers with 11-15 years of service
32	Number of teachers with 16-20 years of service
27	Number of teachers with 21-25 years of service
10	Number of teachers with 26-30 years of service
9	Number of teachers with 31-35 years of service
1	Number of teachers with 36-40 years of service

Point of Pride



Four students were named Commended Students in the prestigious National Merit Scholarship program.

Elizabethtown

Area School District offers a strong academic program in grades K-12 that is designed to prepare students not only to move from grade level to grade level successfully, but also prepare them to be successful upon graduating from our school system.

Point of Pride



319 seniors received diplomas during the annual commencement ceremony held for the Class of 2009.

- 48 - Percent of 2009 graduates attending a 4-year college
- 20 - Percent of 2009 graduates attending a 2-year college
- 4 - Percent of 2009 graduates attending another form of schooling
- 4 - Percent of 2009 graduates who enlisted in the armed forces
- 7 - Percent of 2009 graduates who entered the workforce
- 17 - Percent of 2009 graduates plans unknown

Top Ten Attended

Colleges or Universities

- 1) Penn State University – Harrisburg (9)
- 2) Elizabethtown College (7)
- 3) Harrisburg Area Community College - Harrisburg (7)
- 4) Harrisburg Area Community College – Lancaster (7)
- 5) Lebanon Valley College (7)
- 6) Messiah College (7)
- 7) Shippensburg University (7)
- 8) University of Pittsburgh – Main Campus (7)
- 9) Art Institute of York (6)
- 10) Penn State University – Main Campus (6)

Point of Pride



Two students accepted scholarships to continue their sports careers at NCAA Division I colleges.

Point of Pride



Talented musicians were named to county, district, and regional ensembles.

Point of Pride



Elementary school students raised over \$7,000 for the Leukemia Lymphoma Society during its Pennies For Patients charity fundraiser

Point of Pride



Middle school students and staff raised over \$1,700 to purchase food items for families in need during Thanksgiving.

Non Profit
U.S. Postage
PAID
Elizabethtown, PA
Permit No. 129



Elizabethtown Area School District

600 East High Street
Elizabethtown, PA 17022
(717) 367-1521
www.etownschools.org