

2016



Annual Report
to the Community



Elizabethtown Area School District

Message from **the District**



Greetings from the Elizabethtown Area School District. Within the pages of our 2016 Annual Report to the Community, you will find an array of graphs, charts, numbers, percentages, and narrative as to how well our school system is doing at preparing our students for success in their future endeavors. We firmly believe the facts and figures contained within this publication are important and help to illustrate the fundamental purpose of our school system: STUDENT LEARNING.

Our schools are vibrant learning centers that promote collaboration, creativity, communication, and critical thinking. No longer are students simply sitting at desks being taught the core topics of English, mathematics, science, and social studies by a teacher standing in the front of the room. Instead, the students are actively engaged in quality, real world learning experiences that are extended to include among other topics the arts, technology, physical and emotional health, civics, and altruism. Success in the Elizabethtown Area School District is not always measured by a PSSA or Keystone exam score. Instead it is measured in whether or not we are successfully preparing our students for college and/or to be career ready.

Preparing our community's youth for a global world is not an easy task. We must remain focused on supporting all students to learn through a rigorous and personalized education. We need to find balance between the need for success on state assessments while at the same time providing ample opportunity for our students to grow and explore their interests and talents for future success. It is essential that we extend beyond the walls of our schools by fostering strong partnerships with families and the community. We must aim to inspire our students to be innovative and problem solvers as both are essential for success in a global society.

Our annual report to the community is only one way in which we share how well we are doing on this most important journey to prepare every student to live, learn, and thrive in a global community. We encourage you to visit www.etownschools.org regularly for a wealth of information on student happenings, programs and services, the budget, athletic schedules, school board news, and much more. We also make use of popular social media outlets including Facebook (www.facebook.com/etownschools) and Twitter (@etownPASchools) to link our constituents with our schools.

Thank you for taking the time to read our 2016 Annual Report to the Community. We encourage you to contact us if you have questions or ideas as we continue to focus on providing exceptional learning opportunities for all of our students.

Sincerely,

Terry L. Seiders
Board President

Respectfully,

Michele M. Balliet, Ed.D.
Superintendent of Schools



Board of Education

Terry L. Seiders	<i>President</i>
M. Caroline Lalvani	<i>Vice President</i>
Robert S. Cronin	<i>Director</i>
Craig M. Hummer	<i>Director</i>
Michael D. Nicodemus	<i>Director</i>
Christopher S. Olnick	<i>Director</i>
Michelle J. Pelna	<i>Director</i>
Jeffrey D. Phillips	<i>Director</i>
Karen R. Sweigart	<i>Director</i>


School Board Meeting Information

The Board of Education invites stakeholders to stay informed about the governance of the District by attending school board meetings. Meetings are typically held on the second and third Tuesday of every month beginning at 7 p.m. The public is invited to offer public comment at both sessions. Meeting agendas and minutes can be found on the District website at www.etownschools.org.

About the Annual Report



The classic board game Trivial Pursuit® required participants to move their game piece around a playing board by answering trivia questions in a variety of categories including Arts & Literature, Entertainment, Geography, History, Science & Nature, and Sports & Leisure. Each of the six categories had a corresponding color and every time a player answered a question correctly he/she collected a “pie slice” to place in his/her game piece. To win the game of Trivial Pursuit®, a player must have collected a pie slice of each color.



Our school system operates much in the same manner as the game of Trivial Pursuit®. We believe that our symbolic game piece consists of four pie slice categories: Academics, The Arts, Athletics/Extracurriculars, and Altruism. To “win” our version of Trivial Pursuit®, we need to prepare kids to live, learn, and thrive in a global community by providing opportunities in ALL four areas. In essence, we value achieving broad success in the Academic, Arts, Athletics/Extracurriculars, and Altruism arenas as equally important in order for our students to be proficient/capable in our curricular offerings, as well as successfully transition from grade level to grade level, ultimately graduating from EAHS college or career ready.

The facts and figures contained in this report have been broken out by the District’s four Trivial Pursuit® categories of Academics, The Arts, Athletics/Extracurriculars, and Altruism. It also provides a glimpse of who we are as a school district and community in the “E-town by the Numbers” section. To assist us, as well as our stakeholders, in gauging whether we have earned the four pie slices needed to prepare kids to live, learn, and thrive in a global community, we have identified indicators of success for each area. Keep in mind that while each pie slice is weighted equally, the hardest pie slice to earn is the Academic slice as it has the most extensive list of indicators for the district to meet.

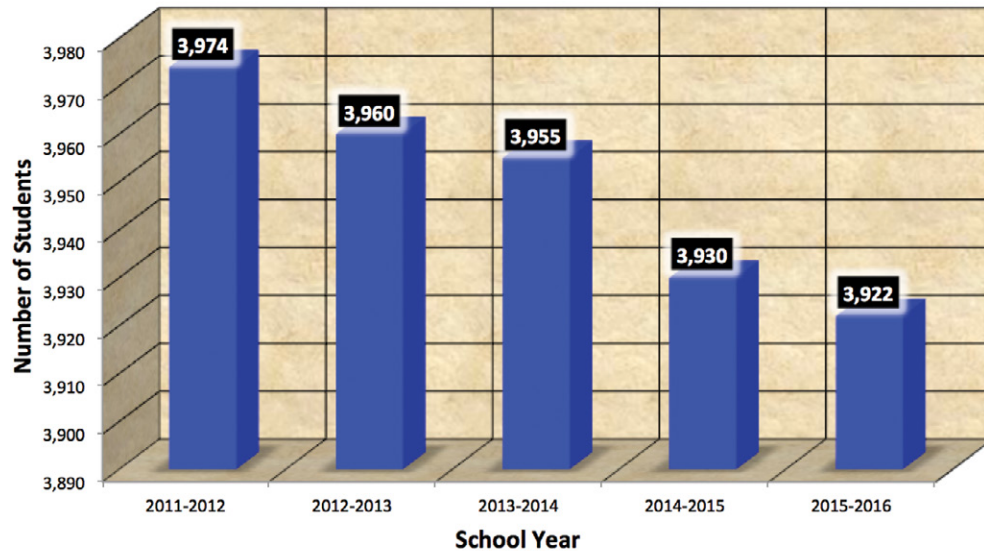
At the end of this publication, we provide OUR game piece and whether we believe we have earned ALL four pie slices based on our analysis of our indicators of success.

Trivial Pursuit® is a registered trademark of Horn Abbot Ltd. The reference to the Trivial Pursuit® board game is used as an analogy herein, and its use is not intended to convey to the public that the contents of this paper is authorized, sponsored or otherwise expresses the views of Horn Abbot Ltd.

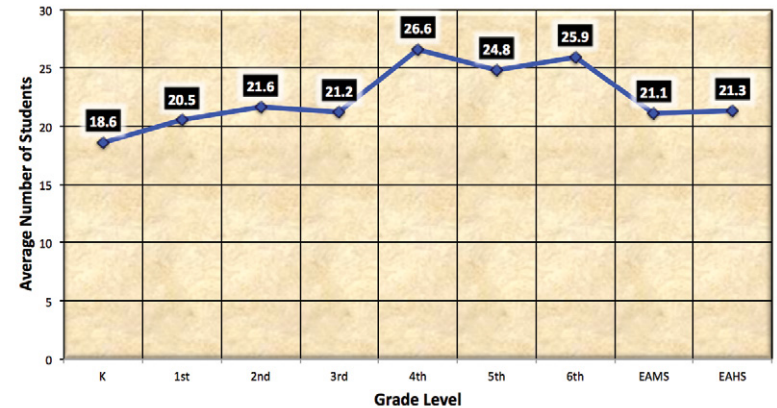
By the Numbers

In order to establish and develop an instructional program that fosters student achievement and growth, we must have a clear picture of who we are as a school district. As such, we diligently collect and assess data about our students, faculty, and staff to maximize our resources and improve the efficiency of our operations.

FIVE-YEAR ENROLLMENT HISTORY



2015-2016 AVERAGE CLASS SIZE



E Facts

3,922 students district-wide

- 150 - Bainbridge Elementary
- 506 - East High Street Elementary
- 189 - Mill Road Elementary
- 284 - Rheems Elementary
- 929 - Bear Creek School
- 616 - Elizabethtown Area Middle School
- 1,248 - Elizabethtown Area High School

THREE-YEAR PROGRAMS & SERVICES HISTORY

Membership Category	2013-2014	2014-2015	2015-2016
Free/Reduced Lunch	927	1,011	1,044
Special Education	512	534	543
Gifted Education	234	240	247
Career & Technical School	107	95	121
English as a Second Language	51	44	40
Homeless	40	19	15
Home School	149	140	151
Cyber-Charter School	91	96	85

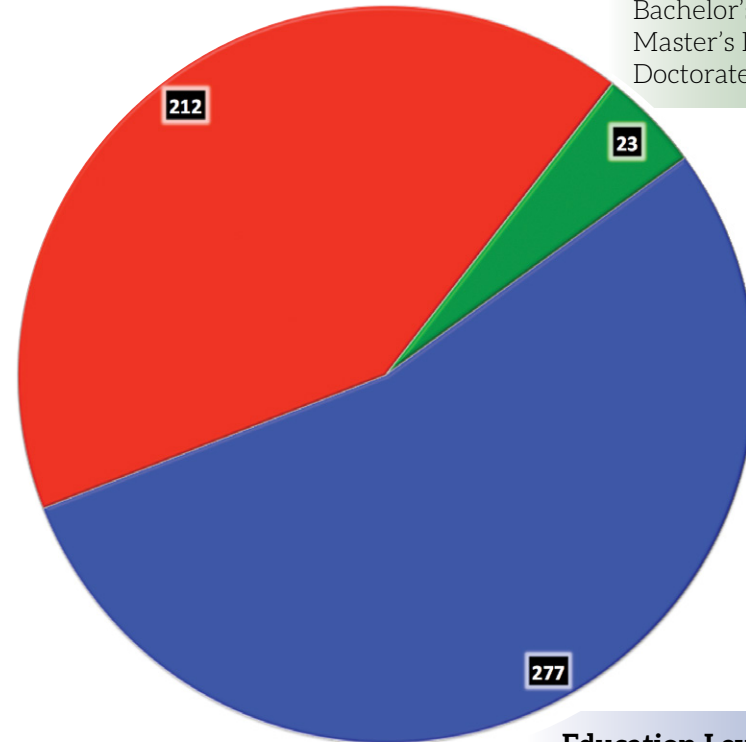


2015-2016 STAFF BREAKDOWN

(by NUMBER)

Education Level of Administrative Staff

Bachelor's Degree	4
Master's Degree	14
Doctorate Degree	5

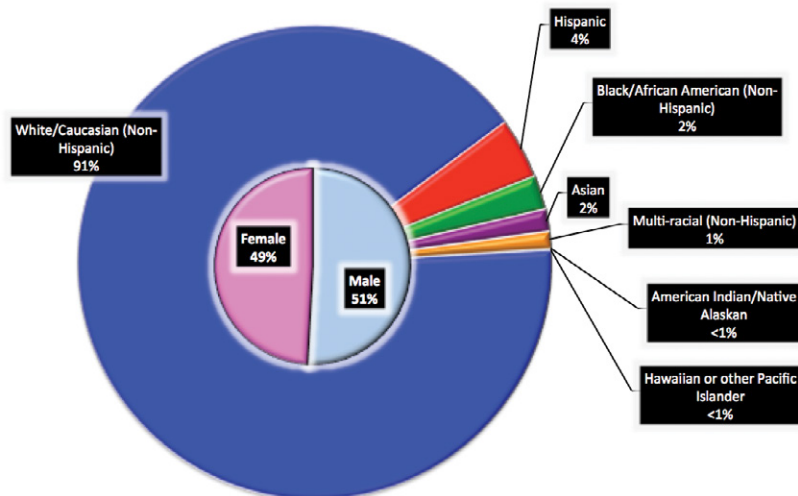


Education Level of Professional Staff

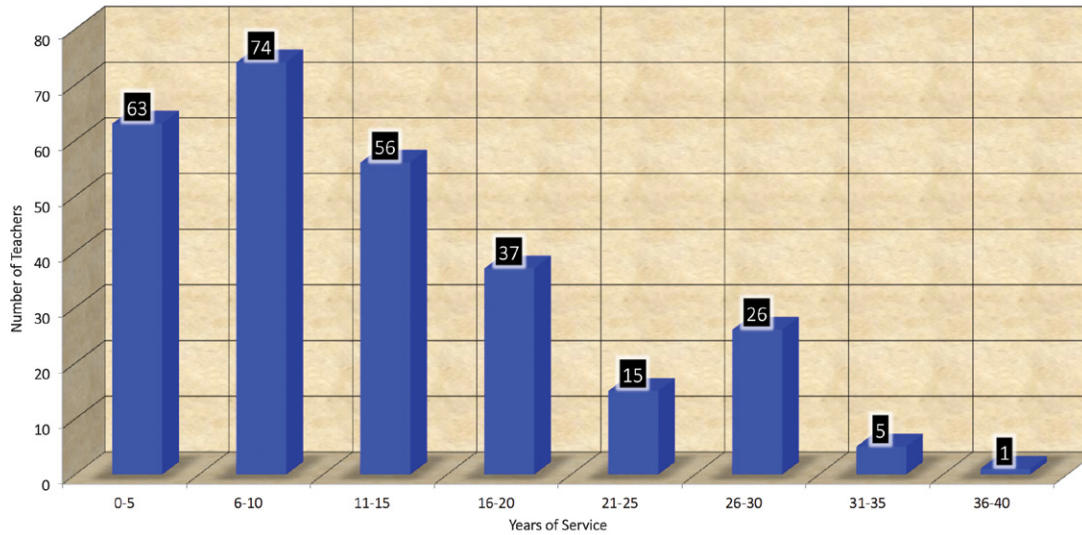
Bachelor's Degree	69
Master's Degree	187
Master's Equivalency	17
Doctorate Degree	4

- Professional Staff
- Support Staff
- Administrative Staff

2015-2016 STUDENT SNAPSHOT



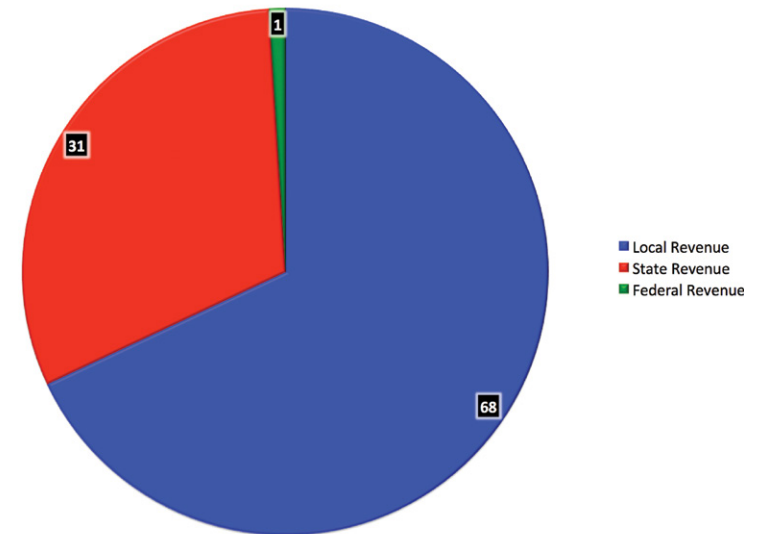
2015-2016 TEACHER PROFILE



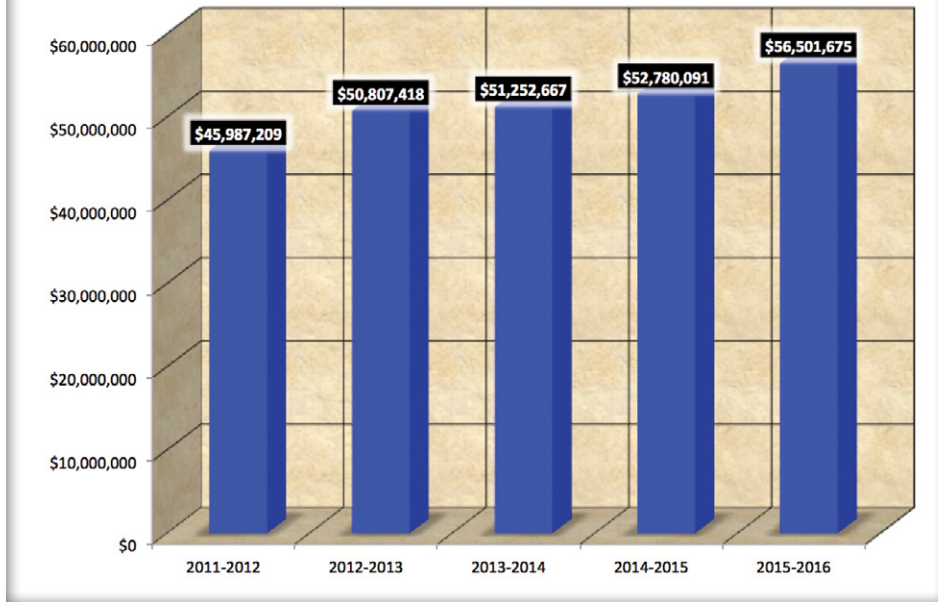
E Facts

- 51% - Percent of current faculty have been with the EASD for more than ten years
- 27% - Percent of current faculty have been with the EASD for between six and ten years
- 30% - Percent of teachers hired in the last five years had a graduate degree at the time of hire
- 55% - Percent of teachers hired in the last five years had previous teaching experience
- 65% - Percent of current administrators have been with the EASD in an administrative role for at least five years
- 83% - Percent of current administrators have at least a graduate degree
- 96% - Percent of current administrators have been in education at least 10 years
- 23 - Total number of administrators (below 2002-2003 levels for administrators)

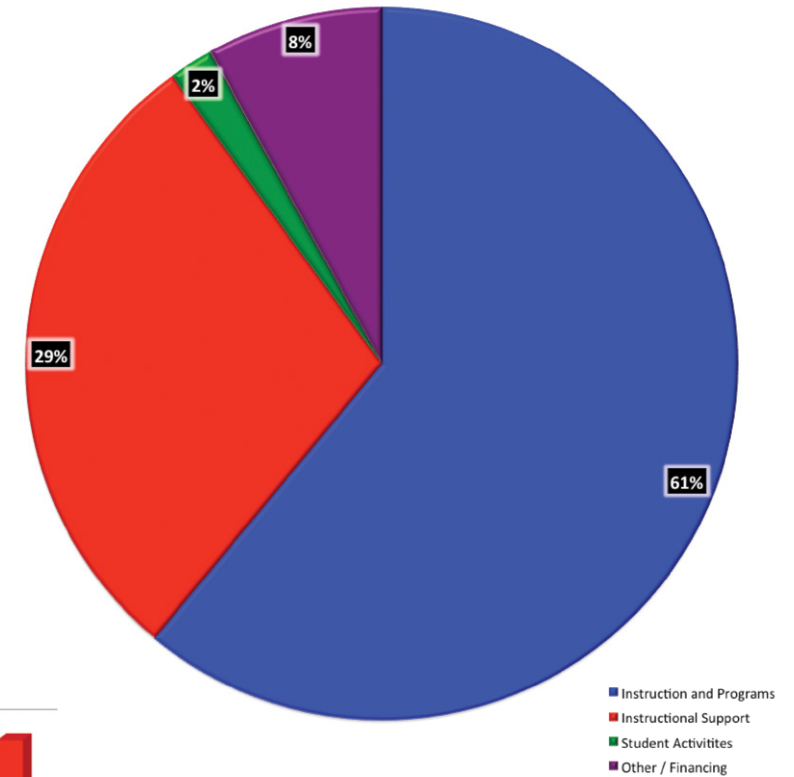
2015-2016 REVENUE BY SOURCE



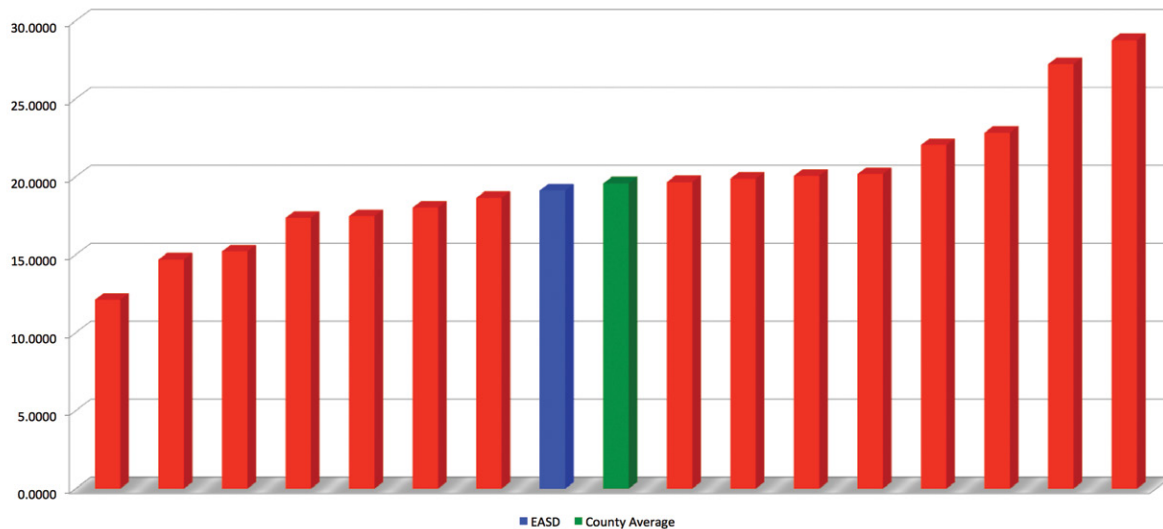
FIVE-YEAR BUDGET HISTORY



2015-2016 EXPENDITURES BY FUNCTION



2015-2016 LANCASTER COUNTY MILLAGE RATES



The millage rates for the 15 other schools in Lancaster County are individually illustrated in red.

E Facts

- \$14,406 - Per pupil spending for the 2015-2016 school year
- 1.73% - Average EASD tax increase over the last 5 years
- Aa3 - Moody's Bond Rating (one of the highest available) indicating EASD is a low credit risk due to many factors including but not limited to sound financial management.



Academics

Why Are Academics Important?

Mastering the skills and concepts taught across all subject areas is the foundation for a well-rounded education. The basic information taught in various classes is critically important to future educational and career choices. Equally important to mastering the taught content is academic growth. EASD prides itself in looking at where our students are, providing supports and learning opportunities, to take them to the next step and close the achievement gap. As such, EASD offers a strong academic program in grades K-12 that is designed to prepare students not only to move from grade level to grade level successfully, but also prepare them to be successful upon graduating from our school system.

AVERAGE DAILY ATTENDANCE RATES

	Grades K-6	Grades 7-8	Grades 9-12
2015-2016	96.06%	94.51%	94.04%
2014-2015	95.99%	94.67%	93.87%
2013-2014	96.36%	94.88%	94.29%

Indicator of Success: 90% or above attendance rate

E Facts

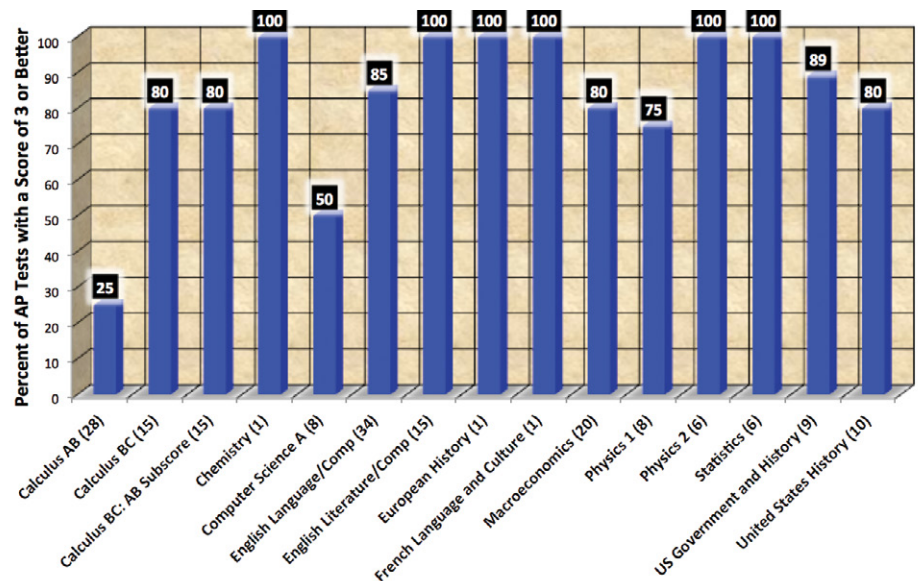
- 283 - Number of graduates
- 94.18% - EASD graduation rate
- 9% - Percent of seniors with 100% GPA or better
- 45% - Percent of seniors with at least an "A" or better GPA across all subject areas
- 80% - Percent of seniors with at least a "B" or better GPA across all subject areas

Indicator of Success: 90% or better graduation rate.

Indicator of Success: 80% of seniors with at least a "B" average



2015-2016 ADVANCED PLACEMENT TESTING



Indicator of Success: 80% of AP Exam scores a 3 or better

() Number of Test Takers in Subject Area



E Facts

- 177 - Number of AP Exams taken
- 19% - Increase in tests taken over previous year
- 15 - Number of subject areas where students tested
- 75% - Percent of scores that qualified for possible college credit (score of 3 or better)
- 23% - Percent of tests taken that received the highest possible score (5)

E Facts

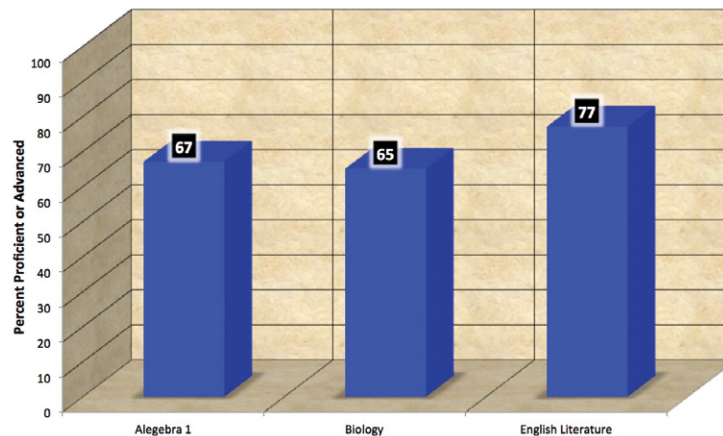
Fourteen (2%) juniors or seniors took a dual enrollment course at one of the following three institutions of higher learning:

- Elizabethtown College
- Harrisburg Area Community College
- Penn State - Harrisburg Campus

A sampling of courses taken included Intro to Communication Theory, Computer Science I, General Psychology, United States History II, Intro to Statistics, and Intro to Software for Business

Indicator of Success: 10% of juniors and seniors enrolling in at least one Dual Enrollment Class.

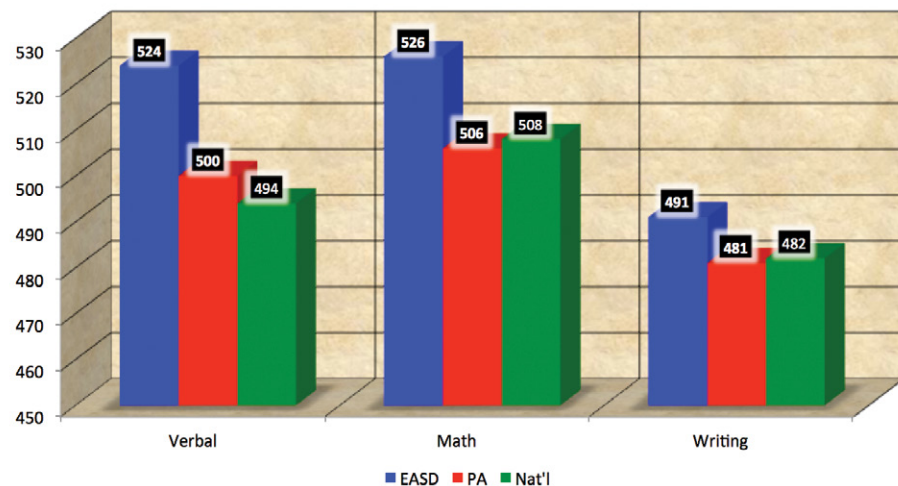
2015-2016 KEYSTONE EXAM RESULTS FOR CLASS OF 2016



Indicator of Success: 80% proficient or advanced on Keystone Exams

NOTE: A continued emphasis remains focused on improving instructional practices to deliver the approved curriculum, which over time will yield greater growth and achievement to surpass our indicator of success in the area of Keystone Exams.

2015-2016 SCHOLASTIC APTITUDE TEST



Indicator of Success: SAT scores above state averages

E Facts

- 65% - Percent of graduating seniors who took the SAT
- 47% - Percent of graduating seniors who took the SAT and scored a 1,550 or higher
- 77% - Percent of graduating seniors who took the ACT and scored a 22 or higher (1,550 SAT equivalent)
- 1,535 - Combined SAT score for EASD test takers (PA Average - 1,487 / National Average - 1,484)

Indicator of Success: 80% of SAT test takers scoring a 1,550 or higher

Indicator of Success: 80% of ACT test takers scoring a 22 or higher

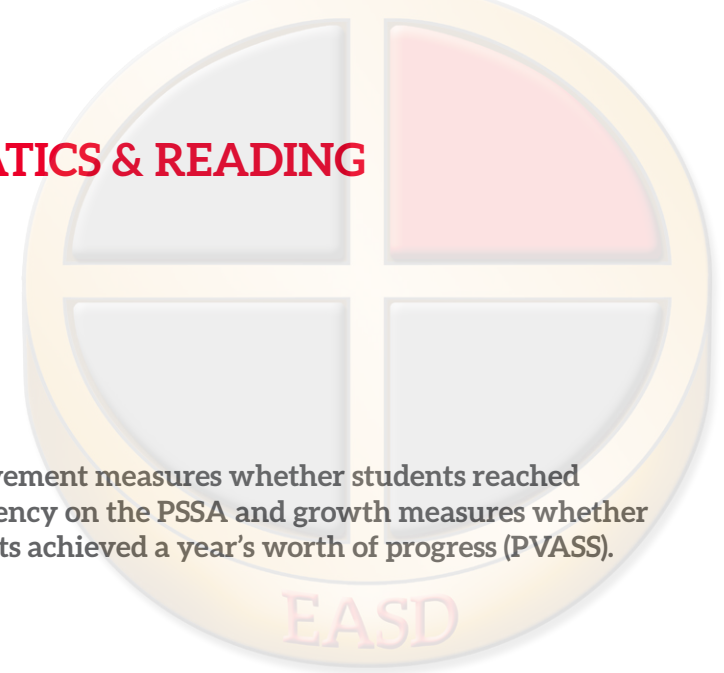
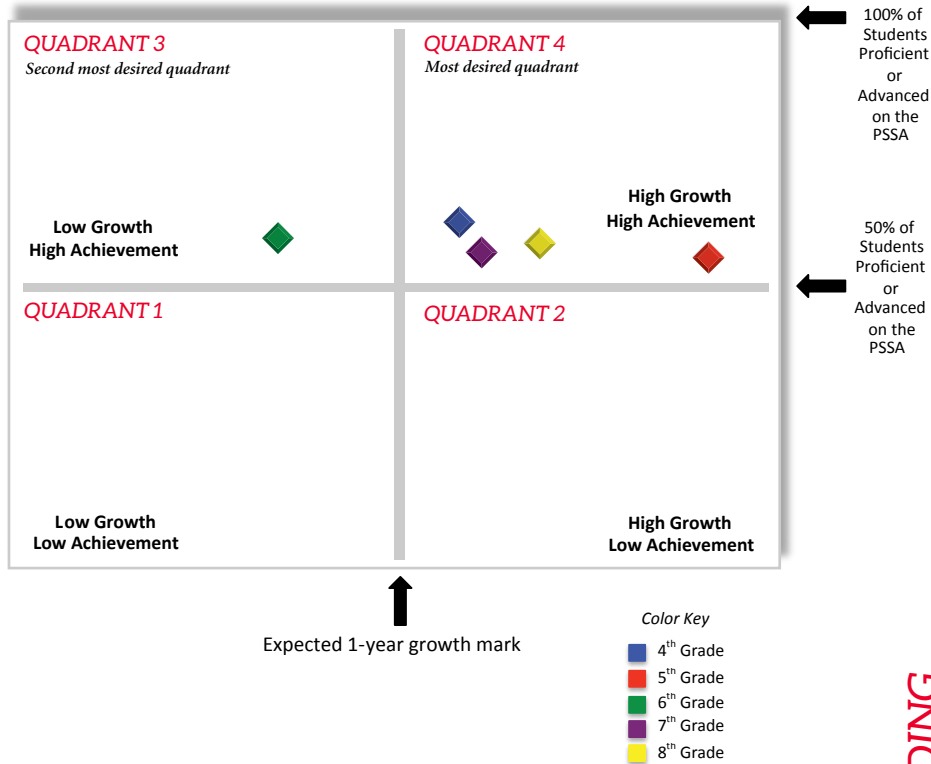
E Facts

- One WGAL Teacher Impact Award Winner
- One bronze medal chess team at the Friendship Chess League Tournament
- Two National History Bowl award winners
- Twenty-nine students inducted into the National Technical Honor Society
- One gold key winner and one silver key winner in the regional Scholastic Writing Awards program
- Silver medal team in the regional Science Olympiad team competition
- Four first place, one second place, and one third place teams in the regional Science Olympiad individual competitions
- Four gold medal teams in their respective category at the PA Destination ImagiNation tournament
- Two gold medal, four silver medal and sixteen auxiliary award winners at the North Museum Science and Engineering Fair
- Four students from the Bear Creek School took part in the first-ever Cocalico Oratory Invitational
- Bronze medal team in the Grades 4-6 division at the Lancaster-Lebanon IU13 Real World STEM Solution Challenge
- Sixty-eight inductees into the National Honor Society
- One silver medal team at the regional F1-in-Schools competition
- One fourth place team out of twenty-six teams at the Lincoln Chapter Math Counts competition
- One first place, one second place, and one third place award winner in the American Legion Auxiliary Essay Contest (Grades 5-6 division)
- Eighteen sixth graders competitively selected for NASA's Cubes in Space initiative
- One gold medal team at the national F1-in-Schools competition
- Two EASD academic initiative showcased at the Pennsylvania School Board Association's Excellence in Education Fair
- Three Commended Students in the National Merit Scholarship Corporation program
- One state champion team in the We The People competition

Indicator of Success: Student awards across a wide range of curriculum areas and grade spans

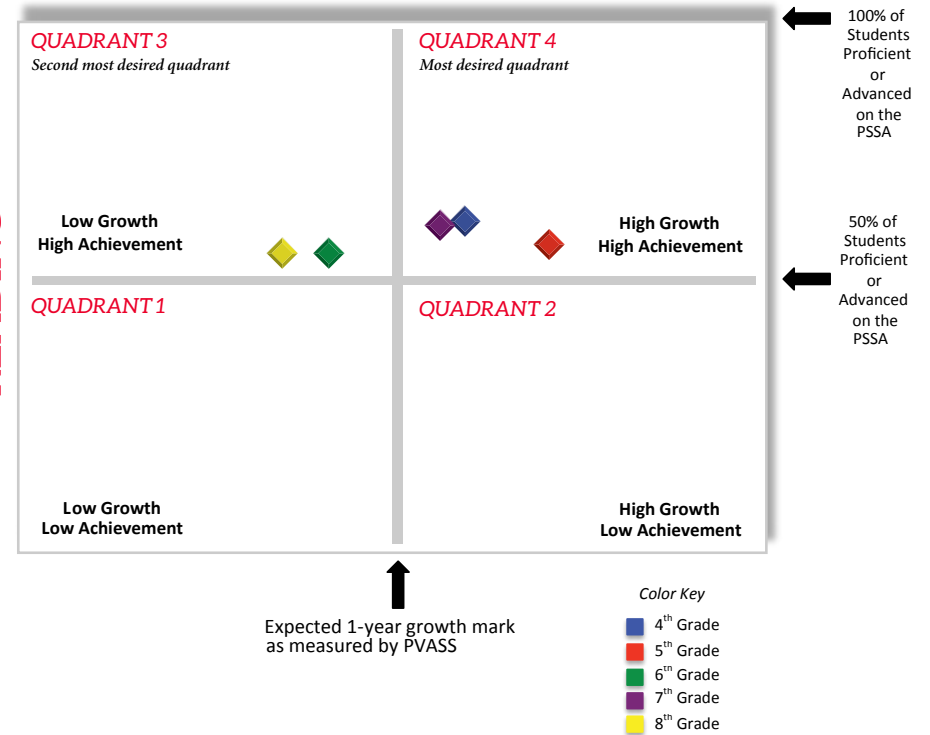
2016 PSSA ACHIEVEMENT AND GROWTH - MATHEMATICS & READING

MATHEMATICS



Achievement measures whether students reached proficiency on the PSSA and growth measures whether students achieved a year's worth of progress (PVASS).

READING

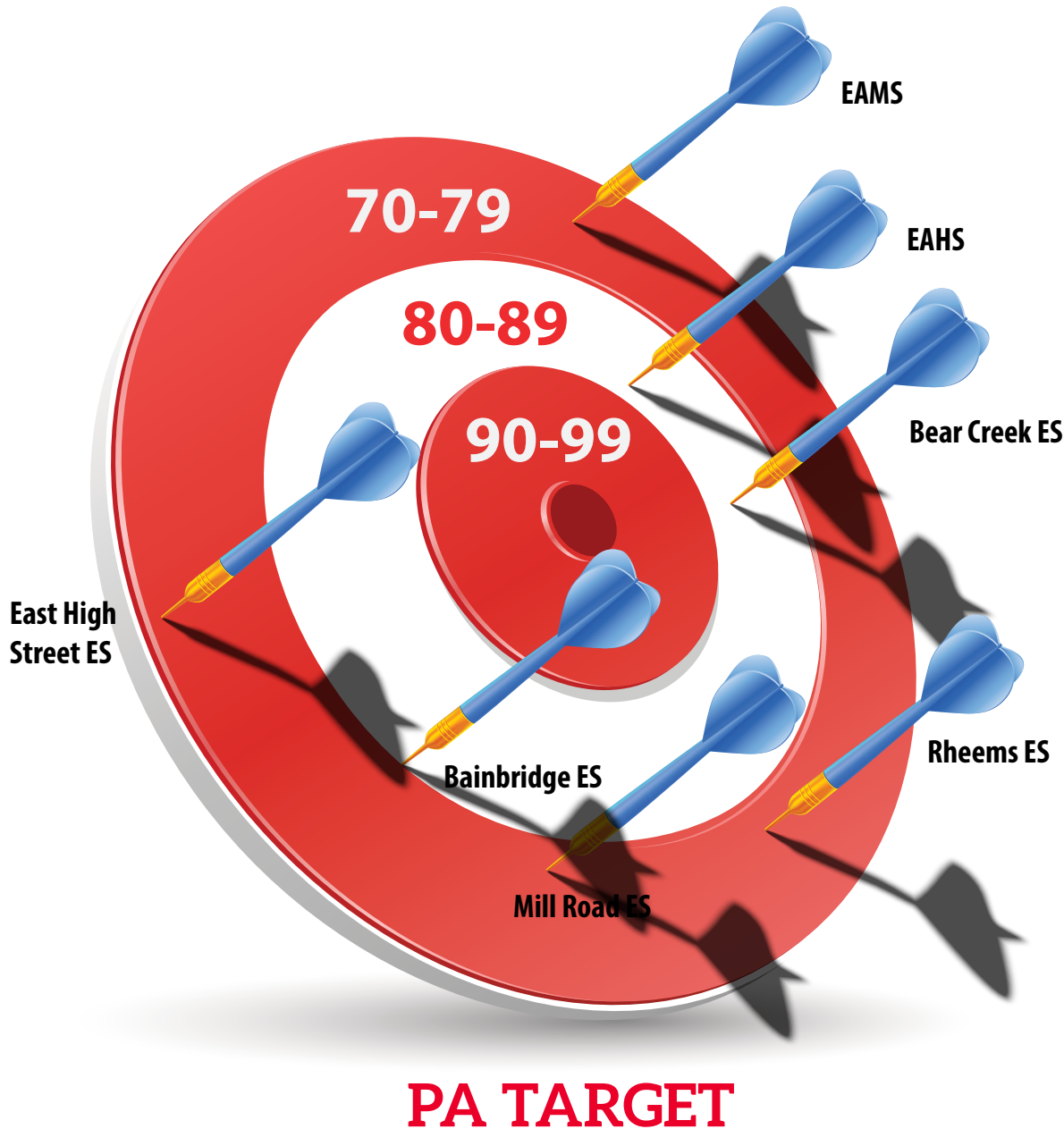


PSSA – Pennsylvania System of School Assessment (Commonwealth of PA's standardized test with questions based on Pennsylvania standards and concept expectations)

PVASS – Pennsylvania Value Added Assessment System (is not a test, the data is taken from the PSSA and helps to determine if a student made one year's worth of growth)

Indicator of Success: Student learning equates to Quadrants 3 and 4.

2015-2016 SCHOOL PERFORMANCE PROFILE



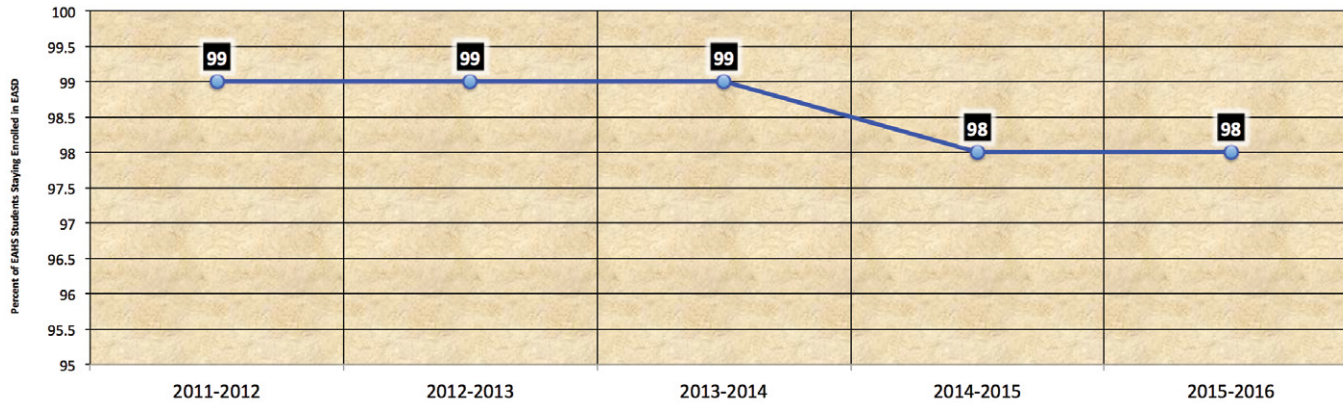
E Facts

- 23% - Percent of 2016 Graduates Accepted at U.S. News & World Report Top 50 University
- 2% - Percent of 2016 Graduates Accepted at U.S. News & World Report Top 50 Liberal Arts College
- 12% - Percent of 2016 Graduates Accepted at U.S. News & World Report Top 50 University (North Region)
- 12% - Percent of 2016 Graduates Accepted at U.S. News & World Report Top 50 College (North Region)

Percentages based on the 169 members of the Class of 2016 who self-reported that they were accepted at a college or university and compared against U.S. News & World Report's annual rankings.

Developed by the PA Department of Education, the School Performance Profile (SPP) is intended to provide a comprehensive overview of student performance for public school entities in Pennsylvania. The SPP is based on a 100-point scale. Schools that scored 70 or higher met the state standard for 2014-2015 (Hit the Target). Scores take into account a myriad of items including standardized tests scores, growth on standardized tests, graduation rates, attendance rates.

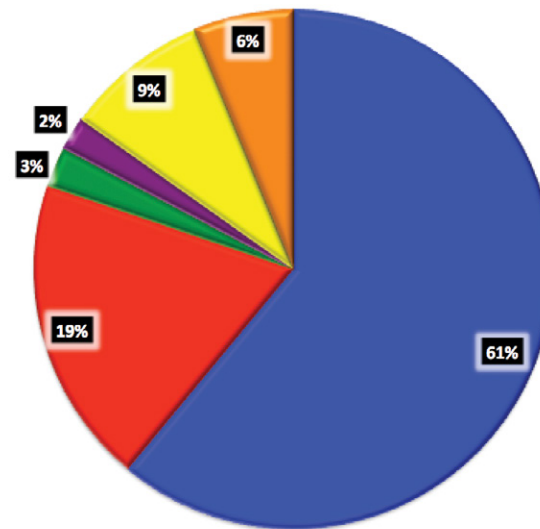
FIVE-YEAR TREND OF HIGH SCHOOL STUDENTS STAYING ENROLLED IN EASD



Indicator of Success: 95% of all high school students staying enrolled in the EAHS



CLASS OF 2016 POST GRADUATION PLANS



Indicator of Success: 95% of graduating seniors prepared for some form of post-secondary education or career choices such as the armed services or workforce

E Facts

- 99% of 3rd graders attending one of the 4 primary elementary schools successfully transitioned to the Bear Creek School.
- 100% of 6th graders attending the Bear Creek School successfully transitioned to EAMS.
- 99% of 8th graders attending EAMS successfully transitioned to EAHS.
- 98.5% of all students met promotion criteria.

Indicator of Success: 95% of all students meeting grade level criteria for the EASD



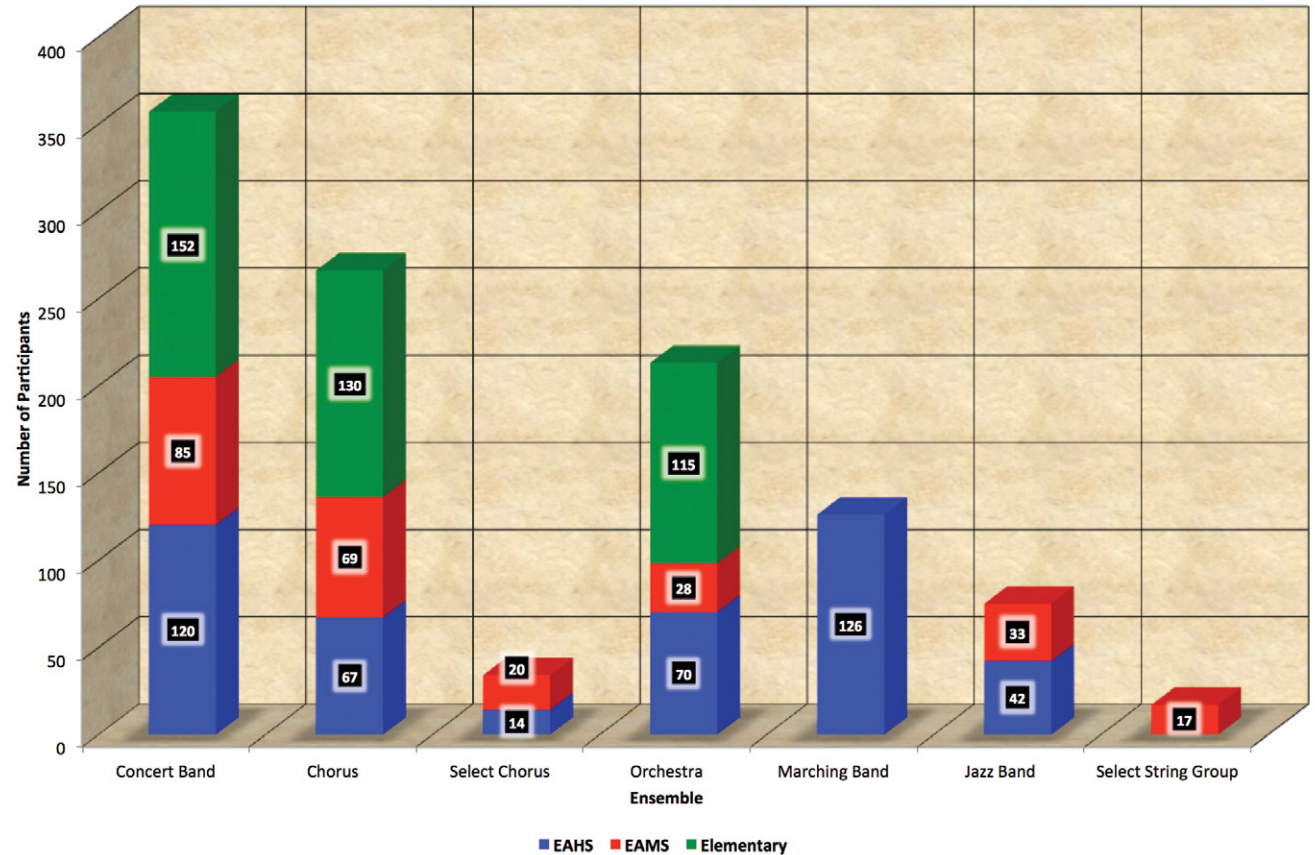
The Arts

Why are the Arts important?

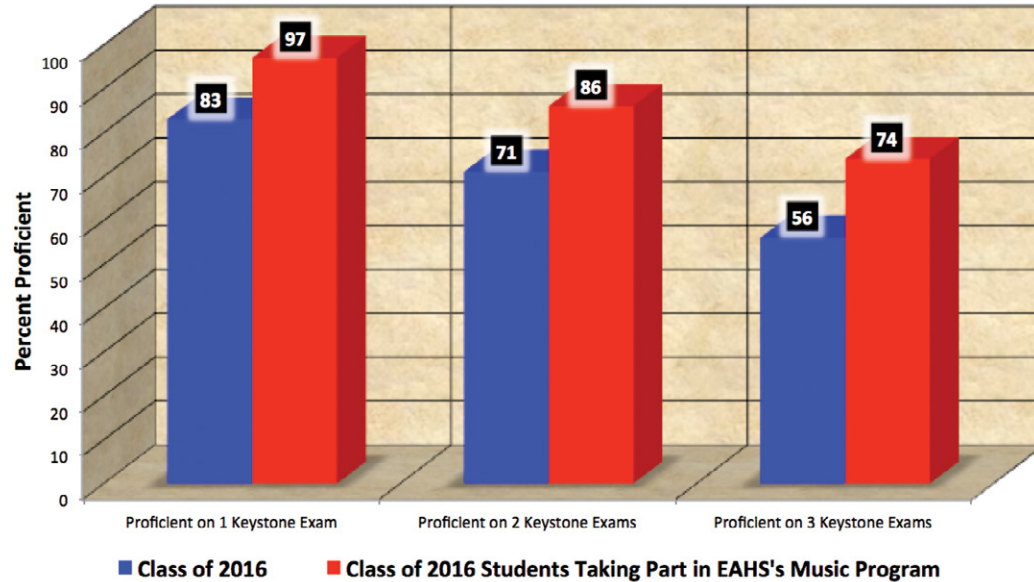
Participation in music and theater has shown to have positive influences on academic performance of students including gains in math, reading, critical thinking, and verbal skills. As such, participation in the Arts helps improve student proficiency in our high quality academic offerings and ultimately builds a solid foundation for future study and career options.



2015-2016 PARTICIPATION LEVELS - THE ARTS



IMPACT OF THE ARTS ON ACADEMICS



Indicator of Success: 70% of students that are enhancing their educational experience through participation in EASD's music program that passed all three Keystone Exams



E Facts

- 9 LLMEA Middle School County Band Festival Participants
- 15 LLMEA High School County Band Festival Participants
- 5 PMEA Elementary Songfest Participants
- 12 LLMEA High School County Orchestra Festival Participants
- 4 LLMEA Middle School County Orchestra Festival Participants
- 4 PMEA High School District Band Festival Participants
- 2 PMEA High School District Chorus Festival Participants
- 3 PMEA High School District Orchestra Festival Participants
- 2 PMEA High School Regional Band Festival Participant
- 1 PMEA High School Regional Chorus Festival Participants
- 2 PMEA High School Regional Orchestra Festival Participants
- 15 PMEA Elementary District Stringfest Participants
- 6 Hershey Apollo Theater Awards honoring acting, singing, and dancing abilities from school theater programs

Indicator of Success: Student awards across a wide range of curriculum areas and grade spans related to the arts.

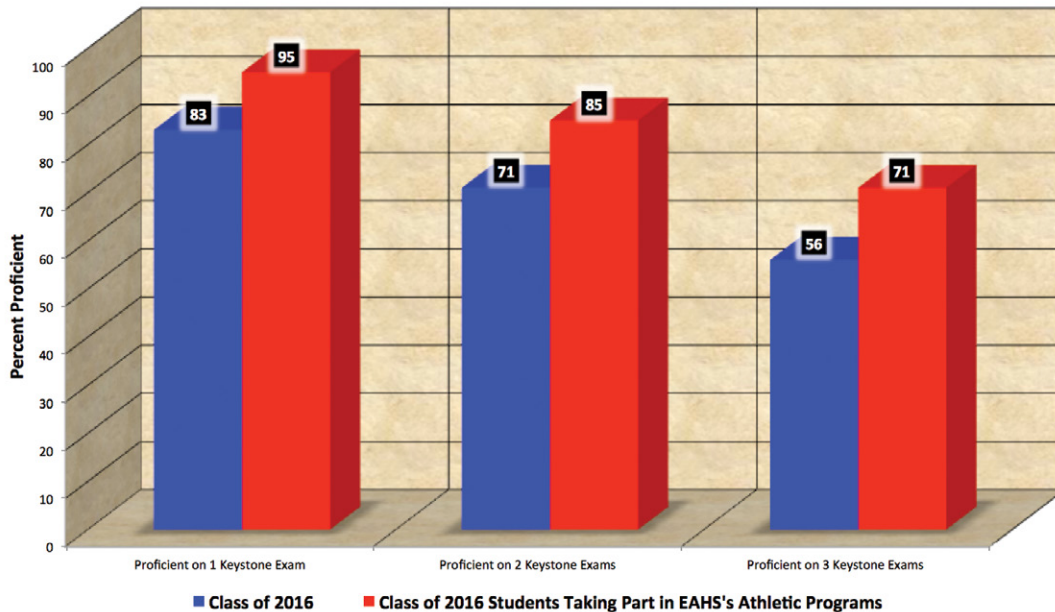


Athletics/Extracurriculars

Why are Athletics important?

Participation in athletic programs has shown to have positive influences on goal setting, character development, healthy living, and learning the importance of teamwork. Research suggests there is a positive correlation between the improved physical, emotional, and social health that sports afford and student learning.

IMPACT OF THE ATHLETICS ON ACADEMICS



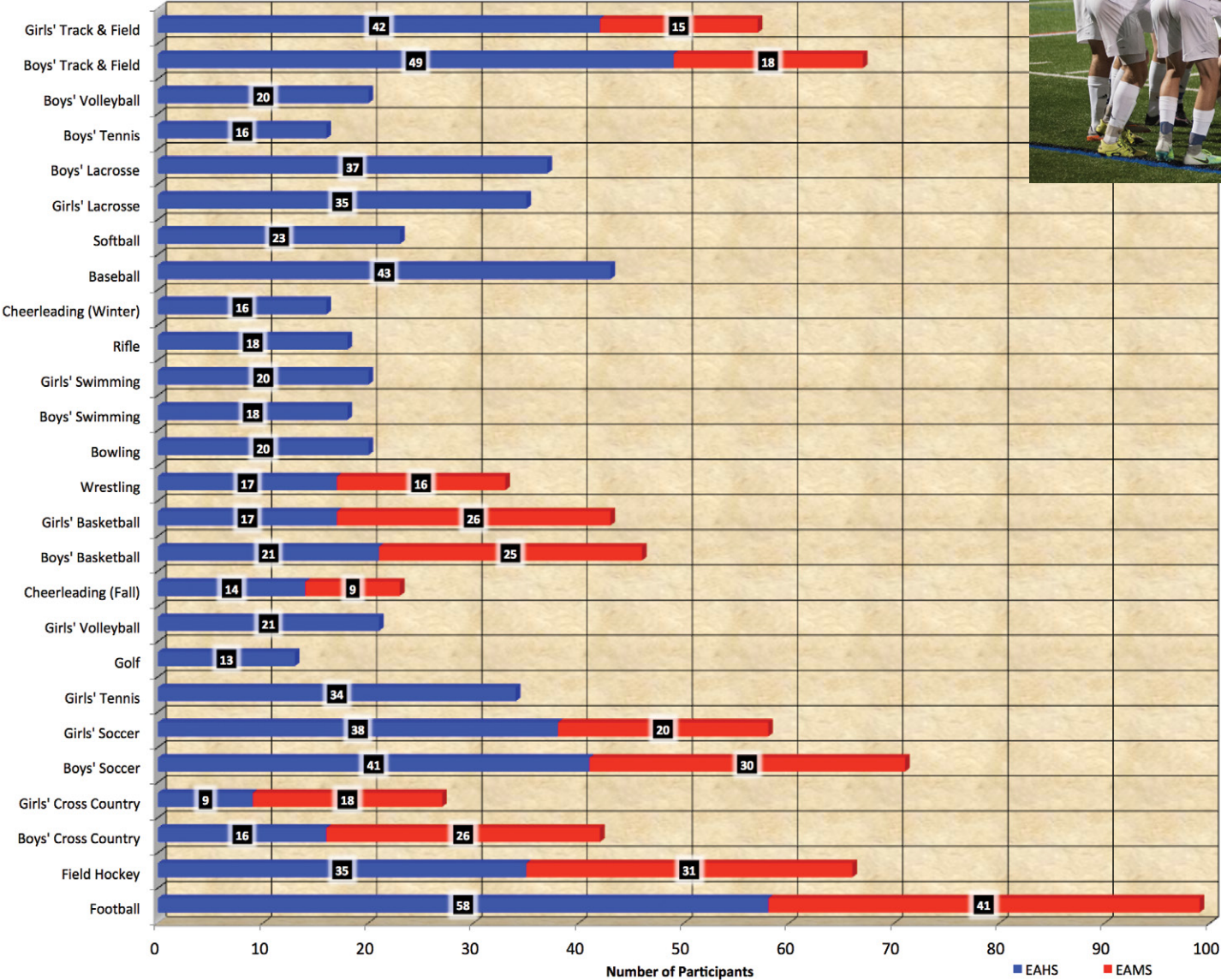
Indicator of Success: 70% of students that are enhancing their educational experience through participation in EASD's athletic program that passed all three Keystone Exams.

E Facts

- 15 student-athletes were honored as part of National Signing Day programs
- 4 teams won their respective Lancaster-Lebanon League Section Championship (Boys' Cross Country, Boys' Soccer, Girls' Soccer, Bowling)
- 1 team won the Lancaster-Lebanon League championship (Girls' Soccer)
- 4 former student-athletes and 1 coach were inducted into the EAHS Athletic Hall-of-Fame



2015-2016 PARTICIPATION LEVELS - ATHLETICS





Altruism

Why is Altruism Important?

Student participation in altruistic and service-learning projects extends learning beyond the four walls of our school system by empowering students to give back to their community, lead healthy life styles, and build the foundation to become productive adult citizens. Selflessness was evident at all grade levels and in many forms during the 2015-2016 school year.

Brittany's Hope

During a four-day coin drive, students from the Bear Creek School collected an amazing \$1,078.53 to benefit the local charity in its mission to aide special needs children around the world.

Pennsylvania Fish and Boat Commission

Elizabethtown Area High School's Ag Mechanics and Engineering class recently participated in a community service project in conjunction with the Pennsylvania Fish and Boat Commission by spending the day stocking trout in the Conoy and Little Chiques Creeks using float stock boxes constructed in the class.

Hooray for Heroes

More than 90 first graders at East High Street Elementary entertained their personal heroes - parents, guardians, family members, or friends - by inviting them to a special performance of the "Hooray for Heroes" program. As part of the program, the students read personalized tributes to their hero in class.

Four Diamonds Summit Award

Elizabethtown Area High School's Four Diamonds Mini-Thon committee was honored by the Four Diamonds Fund with the Excellence in Use of Donor Drive Award. The award recognized Elizabethtown Area High School as a model for effective management of a program dedicated to serving the needs of others. This was the first time Elizabethtown Area High School received an award from the Four Diamonds Fund.

Giving Tuesday

The faculty and administration of Elizabethtown Area High School took part in the national "Giving Tuesday" initiative, which was in response to the commercialism and consumerism of the holiday season. Participants gave back to their school through several service projects and to the local and global communities. Faculty and administration took part in six service projects throughout the morning.

Souper Bowl

In only ten days, students from Bainbridge Elementary School collected 290 canned food items as part of the school's annual "Souper" Bowl food collection. The food drive, which is timed to coincide with the NFL's Super Bowl, helped to restock the shelves of the local food pantry after the holiday season.

Super Bowl Coin Collection

Rheems Elementary conducted a Super Bowl Coin Collection to benefit the Cornerstone Youth Center, Elizabethtown Winter Homeless Shelter, the EASD Bear Bags Program, and Rheems Community Service Fund local charities. As part of the community service project, students brought in their spare change. In total, the school collected \$1,300.

Giving Trees

The East High Street Elementary Giving Tree recently brought holiday joy to families less fortunate in the community. Through the generosity of the school's faculty, support staff and PTO, over 40 families received holiday help in the form of presents and warm winter wear items.

To help brighten the holidays for families in need, the Bear Creek School held its annual Holiday Giving Tree program. As part of this annual tradition, the school's faculty, staff and students, as well as community members, purchased suggested gifts for families who could use the help this season of giving. In total, the program brought holiday cheer to 44 families from the Elizabethtown community.

Mini-THON

Elizabethtown Area High School raised a remarkable \$75,162 at its annual Four Diamonds Mini-THON or 125% of its \$60,000 goal. All proceeds from the 12-hour dance marathon benefitted the Four Diamonds Fund to conquer childhood cancer.

Senior Citizen Ball

Elizabethtown Area High School's Student Council invited senior citizens to put on their dancing shoes for the club's annual Senior Citizen Ball. The dance was held on the Masonic Village campus and was a way for the students to honor the community's elders and thank them for all their contributions to Elizabethtown and beyond.

May Day

The students, faculty, administration, and staff of Elizabethtown Area High School left their classrooms and put their books and computers aside to perform a multitude (18) of community service activities in their school and in the community. In an amazing show of school unity and community pride, students fanned out across the greater-Elizabethtown area as part of the high school's annual May Day celebration for a school-wide service learning campaign.

Feathers for Families

Eighteen local families from the greater-Elizabethtown area enjoyed Thanksgiving Food Baskets, compliments of Elizabethtown Area Middle School and its Feathers for Families feather sale. The feather sale raised an amazing \$2,004. The proceeds from the sale were used to purchase the traditional Thanksgiving food items including a frozen turkey, vegetables, bread, yams, stuffing, gravy, and more.

Garden Day

Students from Bainbridge Elementary School, with the help of the school's PTO, celebrated Garden Day by cleaning, weeding, and mulching the school's science garden. The hands-on service learning project was connected to the school's science curriculum on Life Cycles.

Dig Pink

Elizabethtown Area High School's girls' volleyball team recently raised \$1,000 for the Fight Against Cancer campaign. The funds were raised as part of the national Dig Pink initiative that promotes collegiate and high school volleyball programs organizing a community event that imparts the important message of cancer awareness.

Cancer Awareness Night Benefit Soccer Game.

Elizabethtown Area High School's boys' soccer team shattered its \$2,000 goal by raising over \$5,000 for the Make-A-Wish Foundation as part of the team's annual Soccer Benefit Game. The team raised the money by selling t-shirts and seeking contributions to the cause.


Jump Rope for Heart

East High Street Elementary School held its Jump Rope for Heart celebration, a school-wide program that raised money for the American Heart Association. A staggering \$12,802 was raised for research into heart disease and strokes.

National Honor Society

Elizabethtown Area High School inducted 68 students into its T.H. Ebersole Chapter of the National Honor Society. Membership in the National Honor Society is one of the highest honors that can be awarded to a high school student. It recognized students who have exhibited the four pillars of scholarship, character, leadership, and service.

In conclusion, the 2015-2016 school year was a success. With real and demonstrated success in all four areas - Academics, the Arts, Athletics/ Extracurriculars, and Altruism - the Elizabethtown Area School District filled its game piece with each piece of the pie. This was in no small part due to our faculty, support staff, administration, parents, students, and community partners working together with a common purpose, OUR STUDENTS' SUCCESS. We hope you enjoyed reviewing this annual report. We look forward to building on our strong tradition of excellence by proactively seeking ways to improve in the areas of student achievement, our curriculum, our communication, and our service to our community.





Elizabethtown Area School District

600 East High Street
Elizabethtown, PA 17022
(717) 367-1521
www.etownschools.org

Non Profit
U.S. Postage
PAID
Elizabethtown, PA
Permit No. 129

2016 **ANNUAL
REPORT**
to the Community