


2017



Annual Report
to the Community



Elizabethtown
Area School District

Message from **the District**



Terry L. Seiders

Greetings from the Elizabethtown Area School District. We are excited to present our 2017 Annual Report to the Community. This publication serves as just one of the many ways in which we share information with our community on how well we are doing as a school system. Building awareness among our constituents about our successes, opportunities, and challenges is a priority as it allows you to have a clearer understanding on what makes our school system unique. We firmly believe an informed community is an essential ingredient to the long-term health of the greater-Elizabethtown area and our schools.

Again this year, we can confidently say the charts, tables, and graphs contained within this report demonstrate successful progress toward our goal of "every student graduates ready to love, learn, and thrive in a global community." While we are extremely proud of our achievements and results, public education cannot and should not be defined by numbers alone, as they are the outputs of the systems and processes we have in place to facilitate student learning. What makes up the fabric of our school district are the individualized learning opportunities that are supported by our faculty, support staff, administration, parents, and community members that lead to the student achievement and growth demonstrated within this publication.

Providing our community's children with a high quality 21st century education is critical to preparing our students for success after graduation whether it is for college, a career, or the workforce in general. This includes promoting the four C's - Collaboration, Creativity, Communication, and Critical Thinking within our instructional practice. We are pleased that the evidence contained within this report clearly illustrates we are meeting this objective. More importantly, we look forward to the opportunity to continue to serve our community's youth and to their continued growth and educational success.

Thank you for taking the time to read our 2017 Annual Report to the Community. We hope it leaves you confident that we are judicious stewards of your tax dollars as well as proud of the work the Elizabethtown Area School District does each day to fulfill our purpose: STUDENT LEARNING.

Sincerely,

Terry L. Seiders
Board President

Respectfully,

Michele M. Balliet, Ed.D.
Superintendent of Schools



Michele M. Balliet, Ed.D.

Board of Education

- | | |
|----------------------------|-----------------------|
| Terry L. Seiders | <i>President</i> |
| M. Caroline Lalvani | <i>Vice President</i> |
| Erin M. Grosh | |
| Craig M. Hummer | |
| Michael D. Martin | |
| Michelle J. Pelna | |
| James L. Read | |
| Menno E. Riggelman | |
| Karen R. Sweigart | |

The board members listed above reflect the sitting board at the time of publication of the 2016-2017 annual report. Robert S. Cronin, Dr. Ronald T. Grenko, Jeffrey D. Phillips, and Christopher S. Olnick completed their terms in November 2017. In addition, Michael D. Nicodemus resigned from the school board effective March 1, 2017.


School Board Meeting Information

The Board of Education invites stakeholders to stay informed about the governance of the District by attending school board meetings. The school directors meet two times each month. The first meeting of the month is a workshop session while the second meeting of the month is an action meeting. The public is invited to offer public comment at both sessions on either agenda or non-agenda items. The meeting schedule can be found on the District website at www.etownschools.org.

About the Annual Report



The classic board game Trivial Pursuit® required participants to move their game piece around a playing board by answering trivia questions in a variety of categories including Arts & Literature, Entertainment, Geography, History, Science & Nature, and Sports & Leisure. Each of the six categories had a corresponding color and every time a player answered a question correctly, he/she collected a “pie slice” to place in his/her game piece. To win the game of Trivial Pursuit®, a player must have collected a pie slice of each color.



Our school system operates much in the same manner as the game of Trivial Pursuit®. We believe that our symbolic game piece consists of four pie slice categories: Academics, The Arts, Athletics/Extracurriculars, and Altruism. To “win” our version of Trivial Pursuit®, we need to prepare kids to live, learn, and thrive in a global community by providing opportunities in ALL four areas. In essence, we value achieving broad success in the Academic, Arts, Athletics/Extracurriculars, and Altruism arenas as equally important in order for our students to be proficient/capable in our curricular offerings, as well as successfully transition from grade level to grade level, ultimately graduating from EAHS college or career ready.

The facts and figures contained in this report have been broken out by the District’s four Trivial Pursuit® categories of Academics, The Arts, Athletics/Extracurriculars, and Altruism. It also provides a glimpse of who we are as a school district and community in the “E-town by the Numbers” section. To assist us, as well as our stakeholders, in gauging whether we have earned the four pie slices needed to prepare kids to live, learn, and thrive in a global community, we have identified indicators of success for each area. Keep in mind that while each pie slice is weighted equally, the hardest pie slice to earn is the Academic slice as it has the most extensive list of indicators for the district to meet.

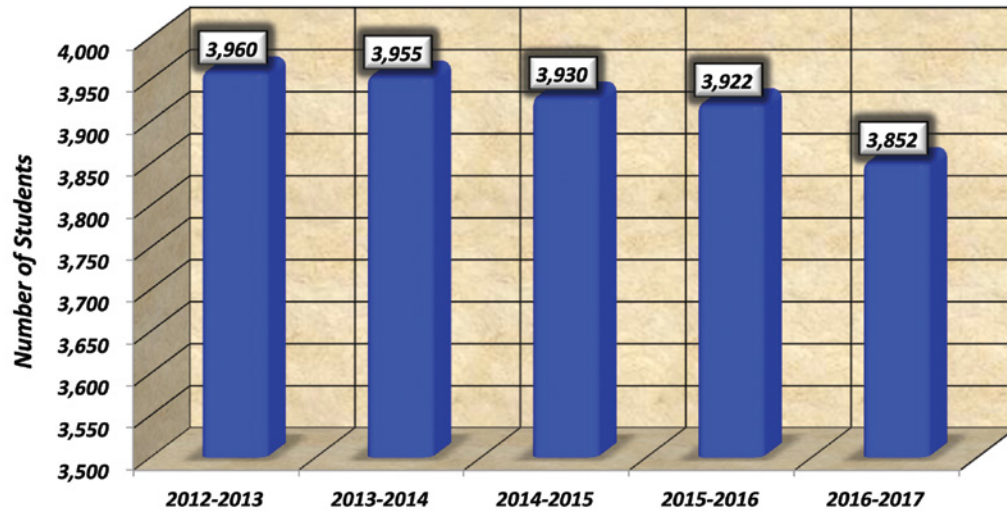
At the end of this publication, we provide OUR game piece and whether we believe we have earned ALL four pie slices based on our analysis of our indicators of success.

Trivial Pursuit® is a registered trademark of Horn Abbot Ltd. The reference to the Trivial Pursuit® board game is used as an analogy herein, and its use is not intended to convey to the public that the contents of this paper is authorized, sponsored or otherwise expresses the views of Horn Abbot Ltd.

By the Numbers

In order to establish and develop an instructional program that fosters student achievement and growth, we must have a clear picture of who we are as a school district. As such, we diligently collect and assess data about our students, faculty, and staff to maximize our resources and improve the efficiency of our operations.

FIVE-YEAR ENROLLMENT HISTORY

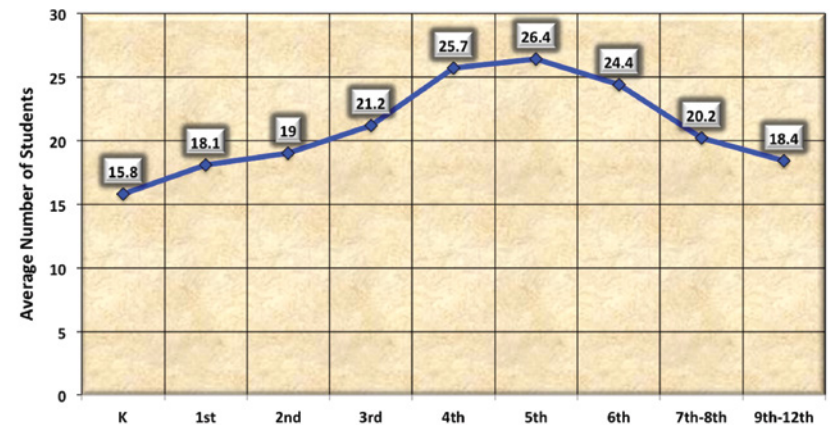


E Facts

3,852 students district-wide

- 131 - Bainbridge Elementary
- 475 - East High Street Elementary
- 200 - Mill Road Elementary
- 266 - Rheems Elementary
- 934 - Bear Creek School
- 621 - Elizabethtown Area Middle School
- 1,225 - Elizabethtown Area High School

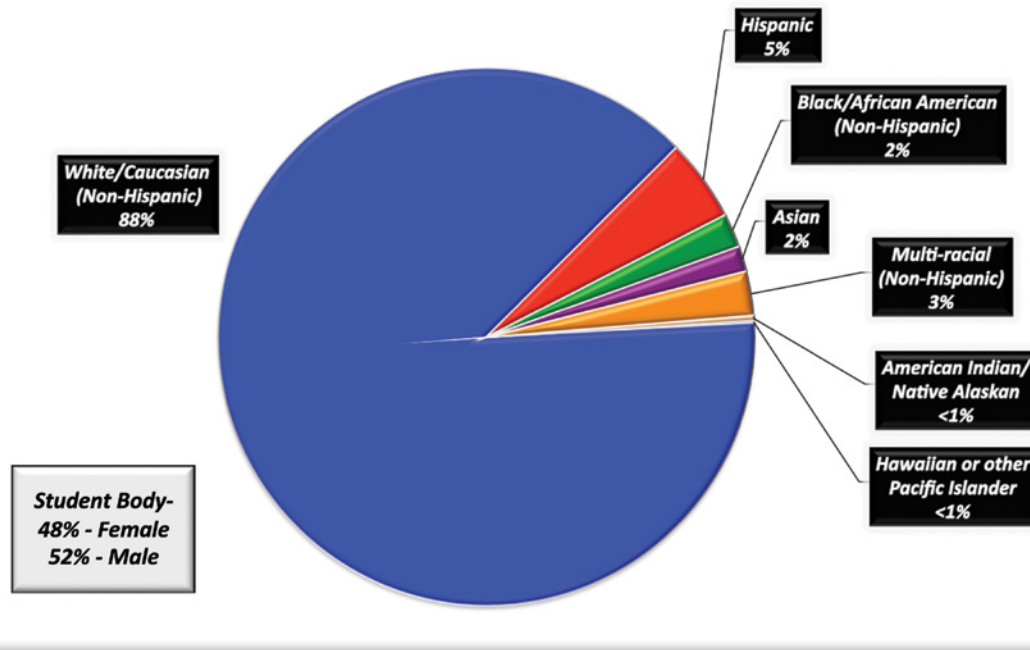
2016-2017 AVERAGE CLASS SIZE



E Facts

- 1,109 - Number of students receiving free and reduced lunches during the 2016-2017 school year.
- 20% - Percent increase in students on free and reduced lunch over the past 5 years.
- 38 - Number of students receiving homeless services during the 2016-2017 school year.
- 533% - Percent increase in students receiving homeless services over the past 5 years.

2016-2017 STUDENT SNAPSHOT

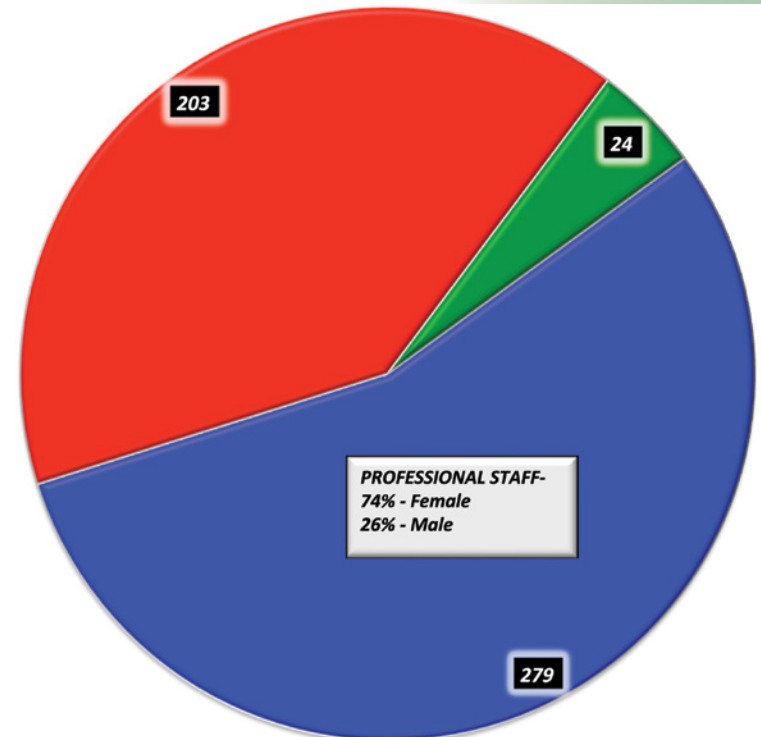


2016-2017 STAFF BREAKDOWN

(by NUMBER)

Education Level of Administrative Staff

Bachelor's Degree	4
Master's Degree	17
Doctorate Degree	3

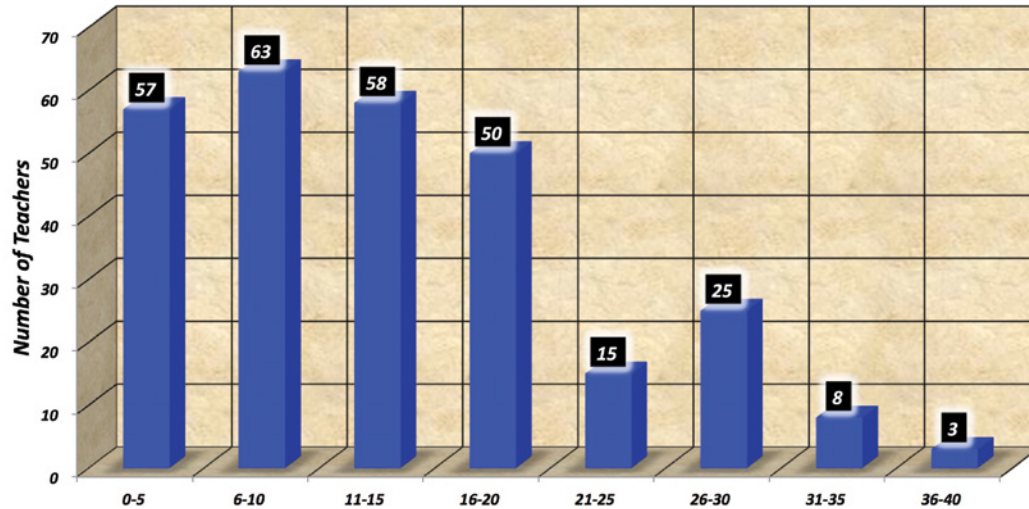


- Professional Staff
- Support Staff
- Administrative Staff

Education Level of Professional Staff

Bachelor's Degree	64
Master's Degree	194
Master's Equivalency	17
Doctorate Degree	4

2016-2017 TEACHERS' YEARS OF SERVICE



E Facts

- 56% - Percent of current faculty have been with the EASD for more than ten years.
- 23% - Percent of current faculty have been with the EASD for between six and ten years.
- 32% - Percent of teachers hired in the last five years had a graduate degree at the time of hire.
- 60% - Percent of teachers hired in the last five years had previous teaching experience.
- 342 - Average number of professional development hours completed by EASD faculty over the past five years (Requirement is 180 hours).
- 54% - Percent of current administrators have been with the EASD in an administrative role for at least five years.
- 89% - Percent of administrators hired in the last five years had a graduate degree at the time of hire.
- 83% - Percent of current administrators have at least a graduate degree.
- 92% - Percent of current administrators have been in education at least 10 years.

Points of Pride

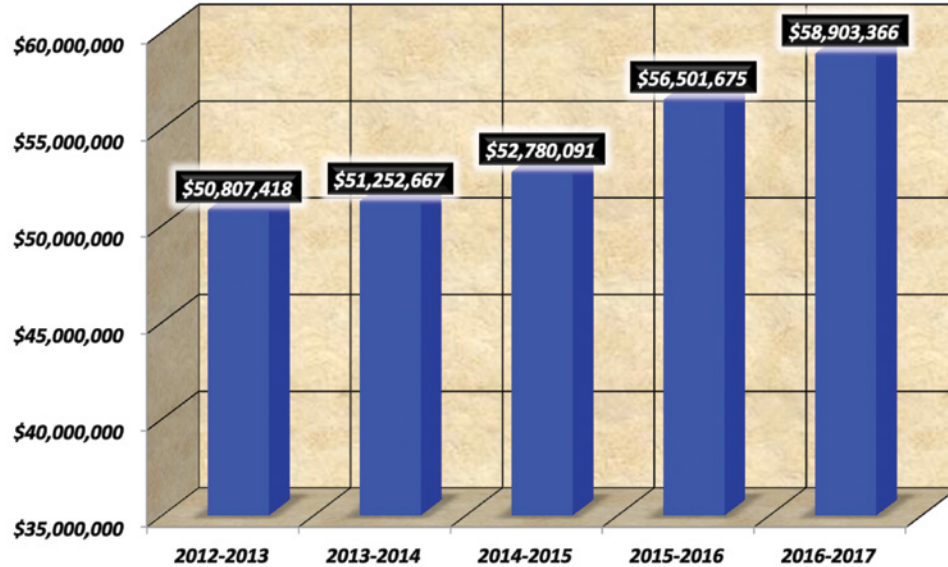
Volunteers support our school system in various ways from aiding and assisting teachers in their work of educating the children in our community to helping to ensure that vital programs like music, sports, and the arts are available for our students.

- 638 - Number of active volunteers for the 2016-2017 school year.
- 63 - Number of S.E.R.V.E.S. volunteers for the 2016-2017 school year.

S.E.R.V.E.S. stands for Seniors Earning Rebates by Volunteering in Elizabethtown Schools and offers our community's senior citizens volunteering opportunities to earn a discount on their taxes.



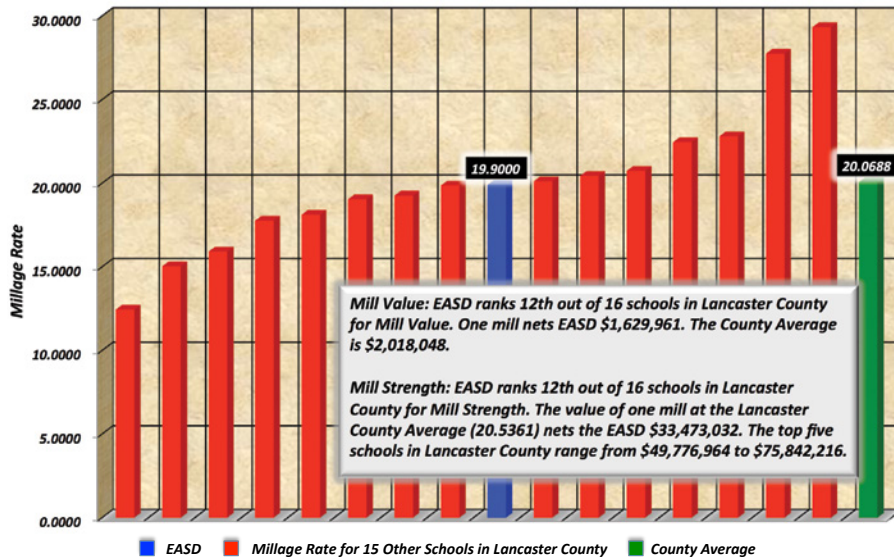
FIVE-YEAR BUDGET HISTORY



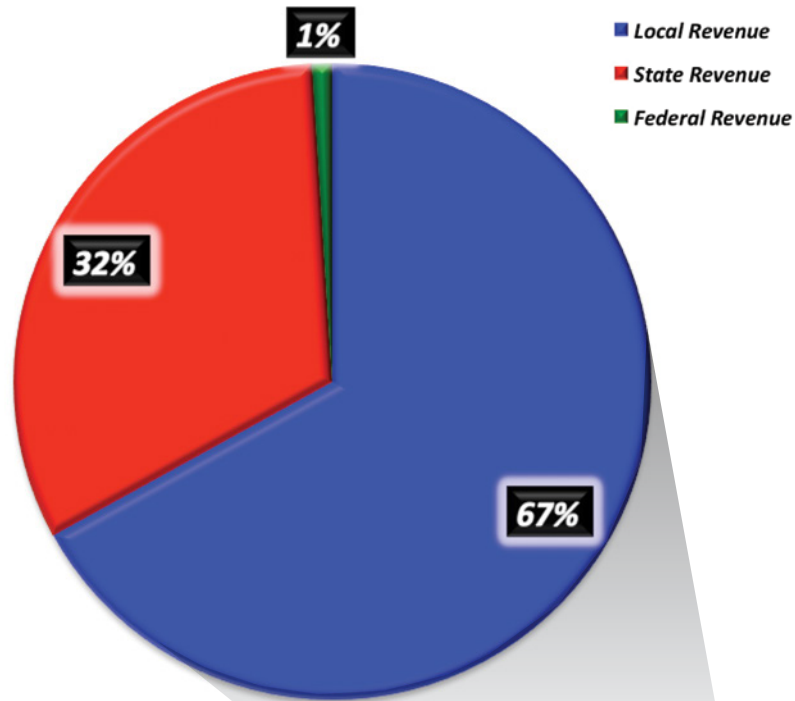
E Facts

- \$15,291 - Per pupil spending for the 2016-2017 school year.
- 2.74% - Average EASD tax increase over the last 7 years.
- 2.5% - Average Act 1 Index over the last 7 years.
- \$13,263-\$19,478 - 2014-2015 Pennsylvania Department of Education reported per pupil spending for Lancaster County (Most recent available data).
- \$8,000-\$27,000 - 2016-2017 Pennsylvania Association of School Administrators reported per pupil spending for Pennsylvania.
- EASD has the second highest tax exempt entities in Lancaster County (Elizabethtown College, Masonic Village, churches).
- \$940,210 - Voluntary Payment In Lieu Of Taxes (P.I.L.O.T.) from Masonic Village.
- Aa3 - Moody's Bond Rating (one of the highest available) indicating EASD is a low credit risk due to many factors including, but not limited to sound financial management.

2016-2017 LANCASTER COUNTY MILLAGE RATES



2016-2017 REVENUE BY SOURCE



Local Revenue Detail

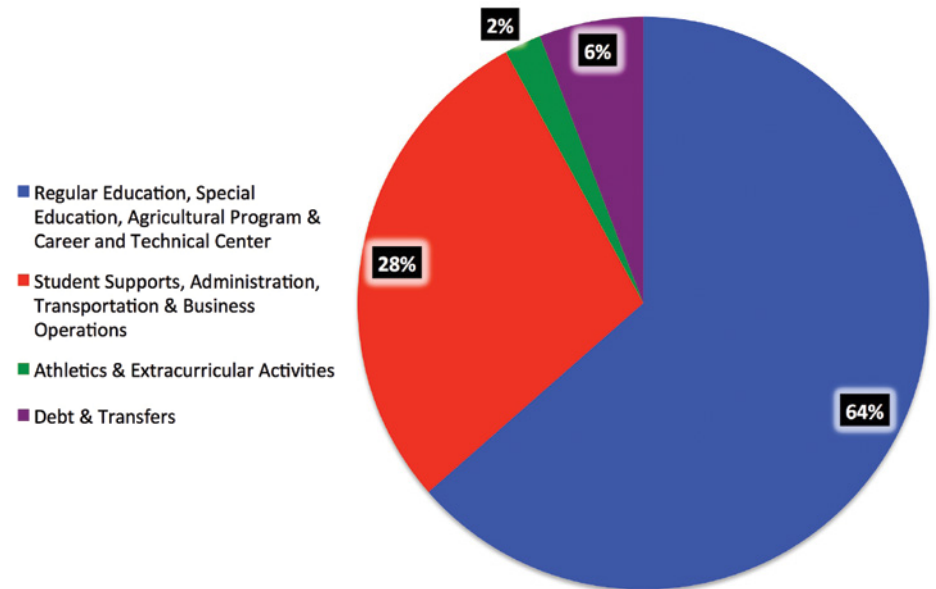
- Real Estate 78.99%
- Earned Income 10.36%
- Other 4.30%
- P.I.L.O.T. 2.43%
- Delinquent 1.87%
- Transfer 1.58%
- Interim 0.36%
- Interest 0.11%

E Facts

2016-2017 expenditures by category are listed from largest to smallest with salaries accounting for 42.94%

- 28.60% - Benefits
- 8.82% - Transportation, Charter Schools, Tuition
- 7.74% - IU, Substitutes, Professional Services
- 5.87% - Debt Service
- 3.68% - Supplies
- 1.55% - Property Services
- 0.48% - Property
- 0.32% - Other Objects

2016-2017 EXPENDITURES BY FUNCTION



E Facts

Operational infrastructure and communication play a critical role in fostering the quality and character of a school environment, thus helping to ensure all students have an opportunity to succeed.

- 132 - Number of acres maintained by the District's Buildings and Grounds Team.
- 598,992 - Number of square feet (buildings) maintained by the District's Buildings and Grounds Team.
- 94 - Number of bus runs daily (large buses).
- 64 - Number of bus runs daily (mini buses).
- 3,261 - Number of miles driven by District's transportation fleet daily.
- 24 - Average number of minutes a student spends on a bus one way (Elementary).
- 20 - Average number of minutes a student spends on a bus one way (Secondary).
- 293,533 - Number lunches served during 2016-2017.
- 63,193 - Number breakfasts served during 2016-2017.
- 942,251 - Number of website visits during the 2016-2017 school year.
- 168 - Number of posts to the official EASD Facebook Page during the 2016-2017 school year.
- 402,463 - Number of views to the official EASD Facebook Page during the 2016-2017 school year.
- 359 - Number of posts to the official EASD Twitter Page during the 2016-2017 school year.
- 119 - Number of press releases issued to local papers during the 2016-2017 school year.





Academics

Why Are Academics Important?

Mastering the skills and concepts taught across all subject areas is the foundation for a well-rounded education. The basic information taught in various classes is critically important to future educational and career choices. Equally important to mastering the taught content is academic growth. EASD prides itself in looking at where our students are, providing supports and learning opportunities, to take them to the next step and close the achievement gap. As such, EASD offers a strong academic program in grades K-12 that is designed to prepare students not only to move from grade level to grade level successfully, but also prepare them to be successful upon graduating from our school system.

AVERAGE DAILY ATTENDANCE RATES

	Grades K-6	Grades 7-8	Grades 9-12
2016-2017	96.14%	95.47%	94.01%
2015-2016	96.06%	94.51%	94.04%
2014-2015	95.99%	94.67%	93.87%

Indicator of Success: 90% or above attendance rate



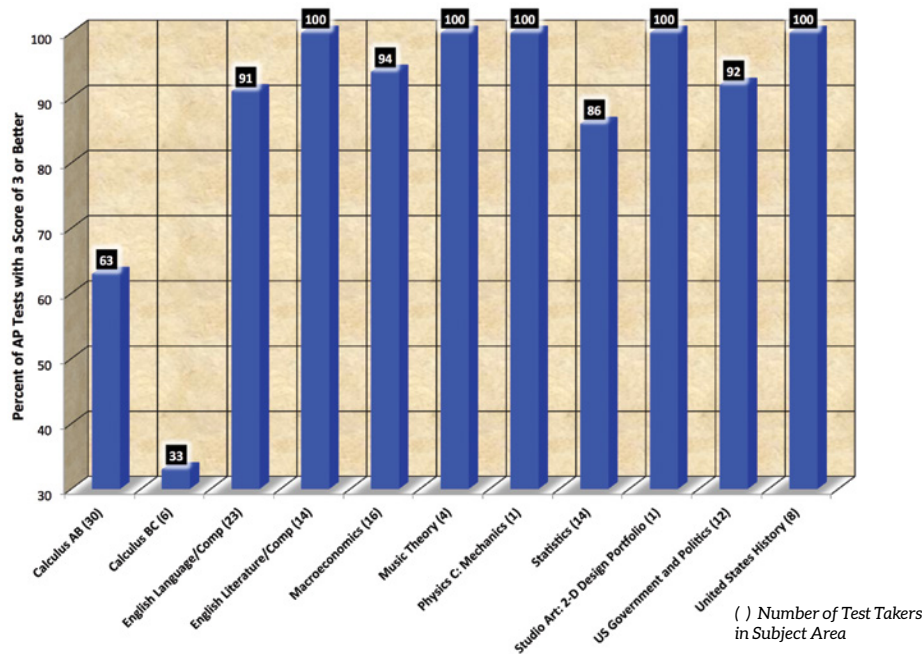
E Facts

- ◆ 283 - Number of graduates.
- ◆ 91.59% - EASD graduation rate.
- ◆ 12% - Percent of seniors with 100% GPA or better.
- ◆ 36% - Percent of seniors with at least an "A" or better GPA across all subject areas.
- ◆ 70% - Percent of seniors with at least a "B" or better GPA across all subject areas.

Indicator of Success: 90% or better graduation rate.

Indicator of Success: 80% of seniors with at least a "B" average

2016-2017 ADVANCED PLACEMENT TESTING



Indicator of Success: 80% of AP Exam scores a 3 or better

Points of Pride

Thirty-nine (6%) juniors and seniors took 43 dual enrollment courses at one of the following five institutions of higher learning:

- ◆ Elizabethtown College (13)
- ◆ Harrisburg Area Community College (27)
- ◆ Millersville University (1)
- ◆ Savannah College of the Art and Design (1)
- ◆ University of North Dakota (1)

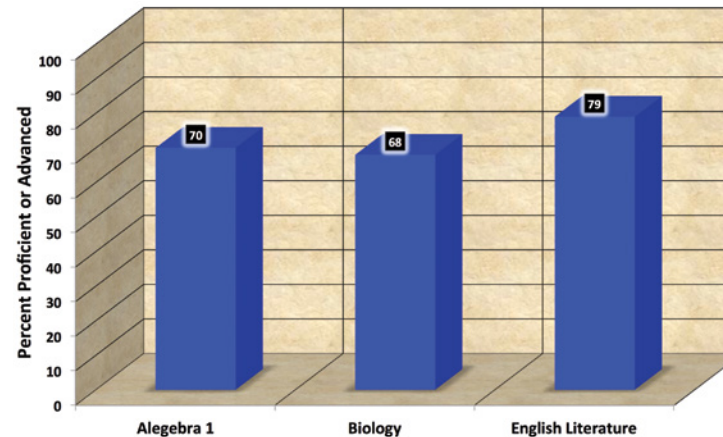
A sampling of courses taken included Business Law, Calculus III, Computer Science II, English Composition I, General Psychology, and Intro to Statistics

Indicator of Success: 10% of juniors and seniors enrolling in at least one Dual Enrollment Class.

E Facts

- ◆ 129 - Number of AP Exams taken.
- ◆ 84 - Total AP Students at EAHS.
- ◆ 11 - Number of subject areas where students tested.
- ◆ 84% - Percent of scores that qualified for possible college credit (score of 3 or better).
- ◆ 32% - Percent of tests taken that received the highest possible score (5).

2016-2017 KEYSTONE EXAM RESULTS FOR CLASS OF 2016



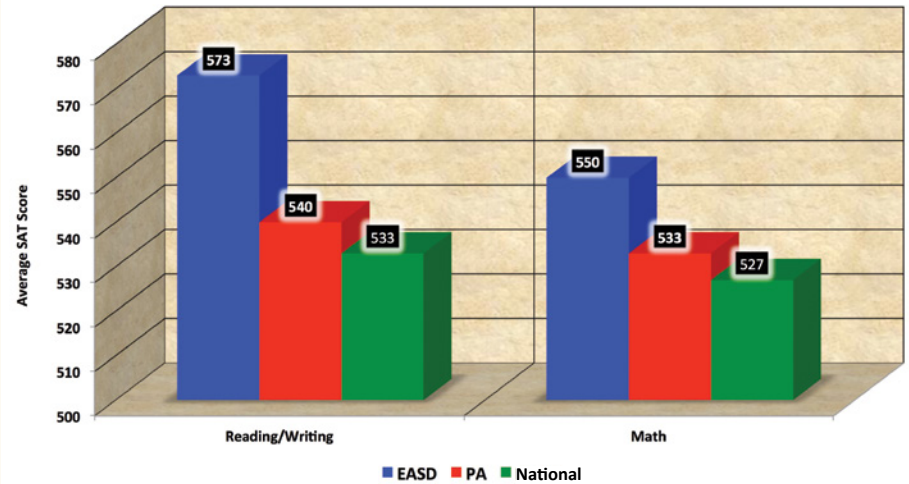
Indicator of Success: 80% proficient or advanced on Keystone Exams

Points of Pride

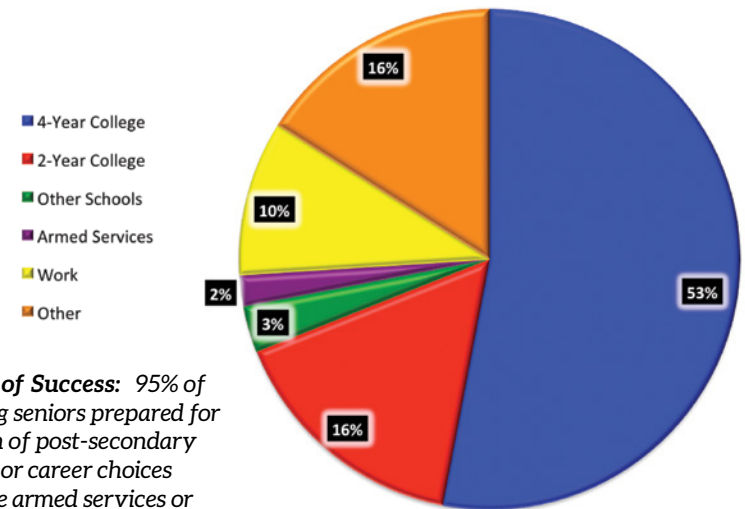
- ◆ One silver medal team at the state-wide SkillsUSA Health Knowledge Bowl (EAHS).
- ◆ One senior grand champion, as well as two gold and two bronze medalists, two honorable mentions, and ten auxiliary award winners at the North Museum Science and Engineering Fair (EAHS).
- ◆ Fifth place team in the regional Science Olympiad team competition (EAHS).
- ◆ Two first, three second, one third, and two fourth place teams in the regional Science Olympiad individual competitions (EAHS).
- ◆ Two gold medal teams in their respective category at the PA Destination ImagiNation tournament (EAHS & Bear Creek School).
- ◆ One state champion team in the We The People competition (EAHS).
- ◆ One FFA Keystone Degree recipient, this is the highest honor given by the Pennsylvania FFA Association (EAHS).
- ◆ Three silver key winners and two honorable mentions in the regional Scholastic Writing Awards program (EAHS).
- ◆ One gold medal winning team in the PA Governor's STEM Competition (EAHS).
- ◆ Ten students inducted into the National Technical Honor Society (EAHS).
- ◆ First place winning team for "Most Sustainable City" in the 2017 Future City Competition (EAMS).
- ◆ One gold medal team in the Lancaster County Career and Technical Center's Skills USA State Competition (EAHS).
- ◆ Two finalists in the national MIT INSPIRE program (EAHS).
- ◆ Forty-nine inductees into the National Honor Society (EAHS).
- ◆ One fifth place team out of twenty-five teams at the Lincoln Chapter Math Counts competition (EAMS).
- ◆ One fourth place chess team out of ten at the Friendship Chess League Tournament (Bear Creek School).
- ◆ One bronze medalist in the prestigious PA High School Computer Fair (EAHS).
- ◆ One bronze emblem winning team in the National FFA Marketing Plan Career Development Event (EAHS).
- ◆ Top ranked American team in the F1-in-Schools World Finals (EAHS).
- ◆ One semifinalist in the prestigious National Merit Scholarship Corporation program (EAHS).
- ◆ Three commended students in the prestigious National Merit Scholarship Corporation program (EAHS).

Indicator of Success: Student awards across a wide range of curriculum areas and grade spans

2016-2017 SCHOLASTIC APTITUDE TEST



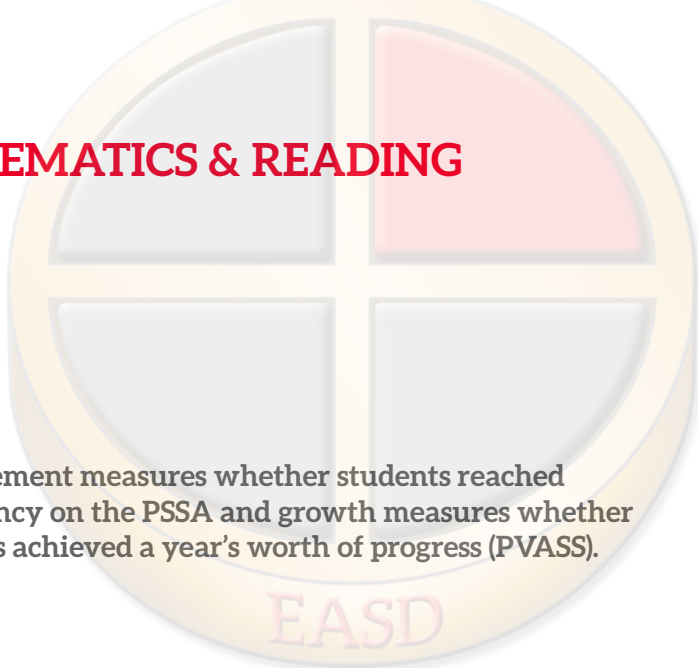
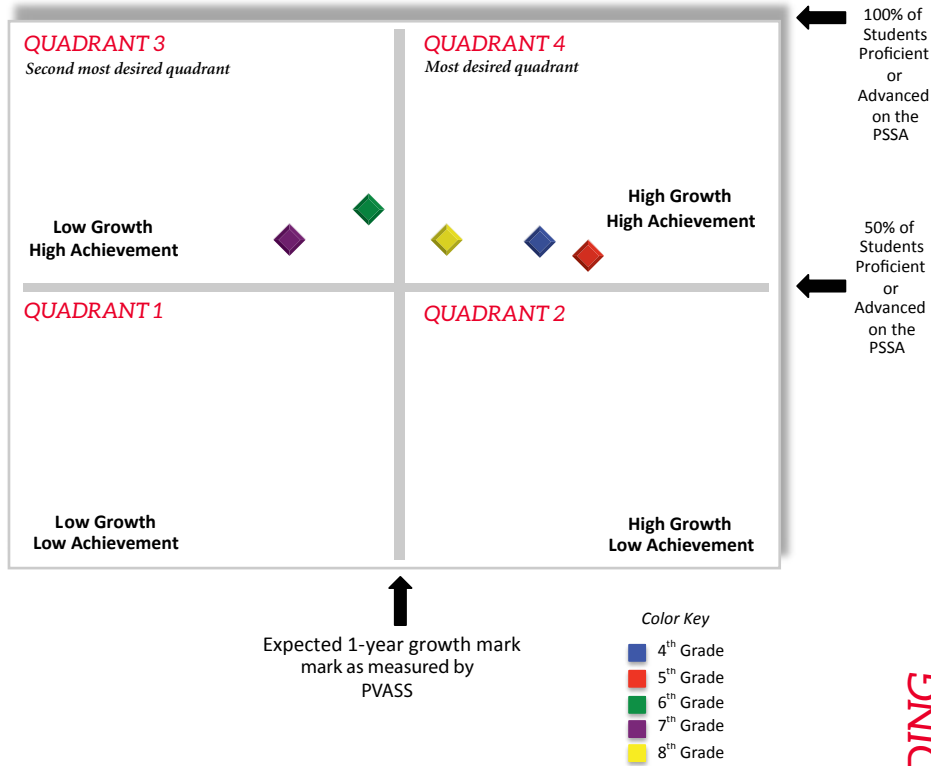
CLASS OF 2017: POST GRADUATION PLANS



Indicator of Success: 95% of graduating seniors prepared for some form of post-secondary education or career choices such as the armed services or workforce.

2016-2017 PSSA ACHIEVEMENT AND GROWTH - MATHEMATICS & READING

MATHEMATICS

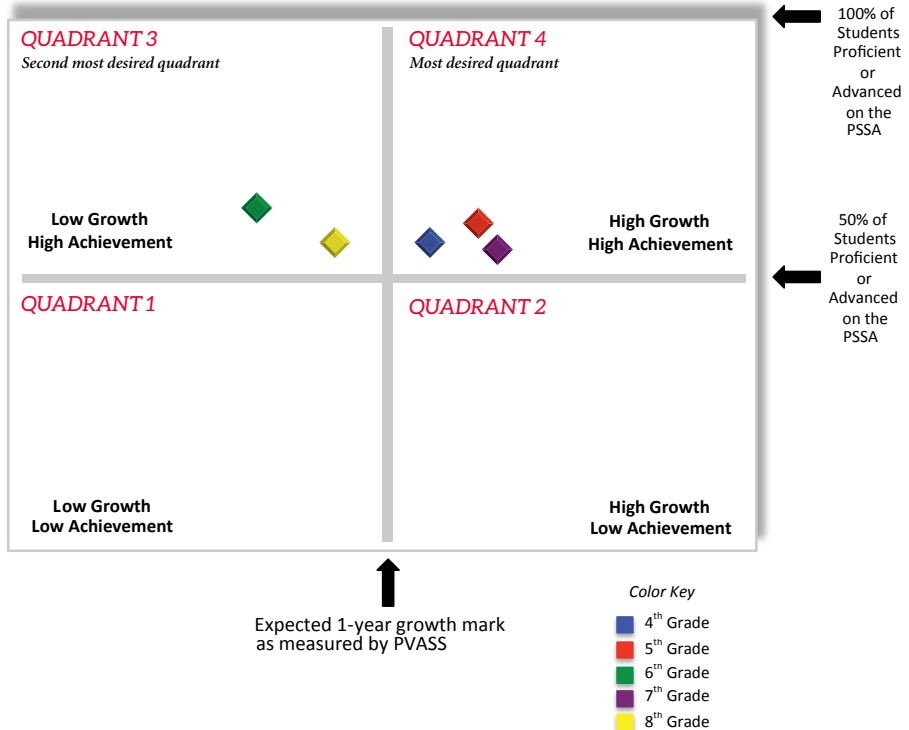


Achievement measures whether students reached proficiency on the PSSA and growth measures whether students achieved a year's worth of progress (PVASS).

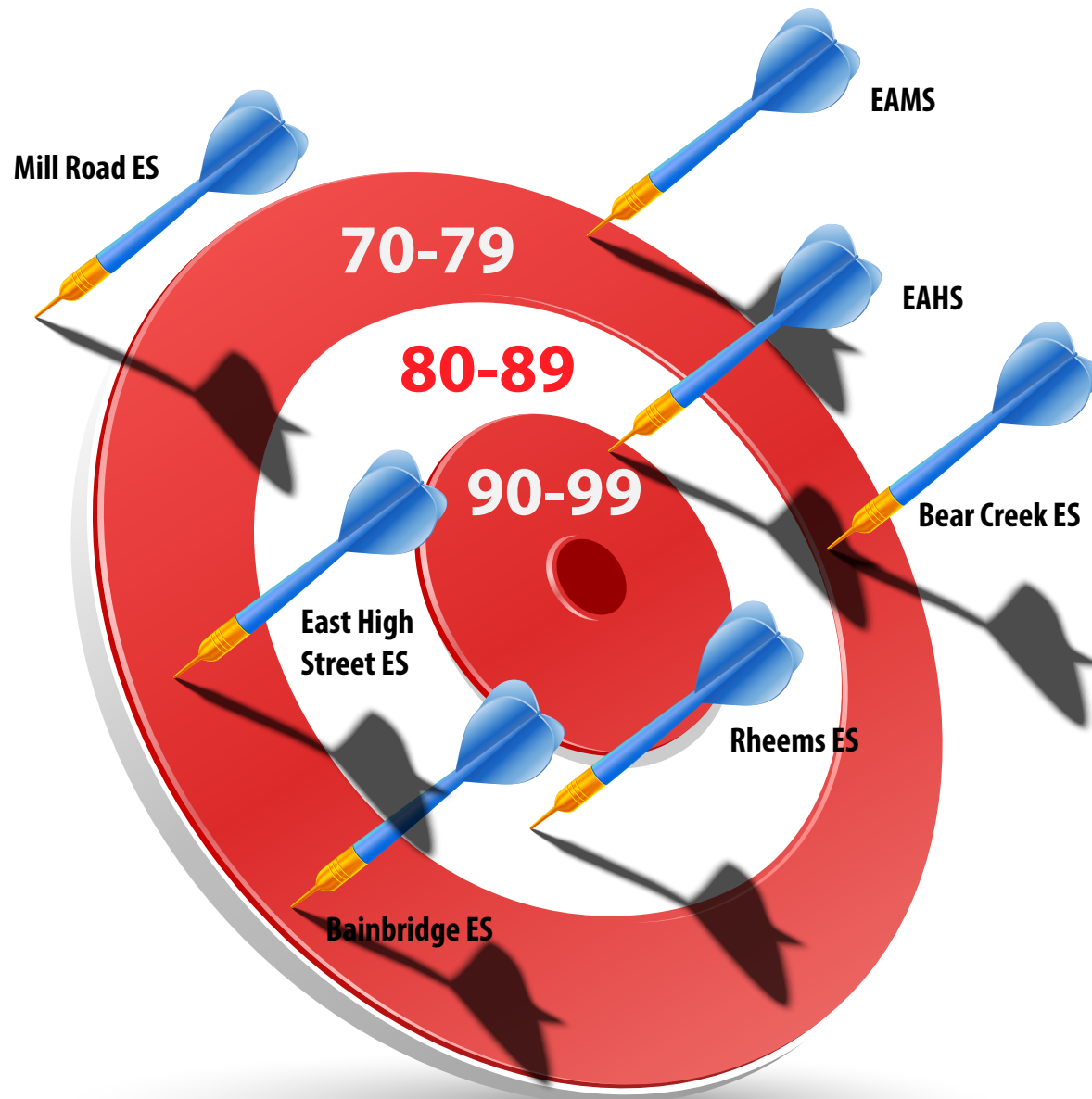
PSSA – Pennsylvania System of School Assessment (Commonwealth of PA's standardized test with questions based on Pennsylvania standards and concept expectations)

PVASS – Pennsylvania Value Added Assessment System (is not a test, the data is taken from the PSSA and helps to determine if a student made one year's worth of growth)

READING



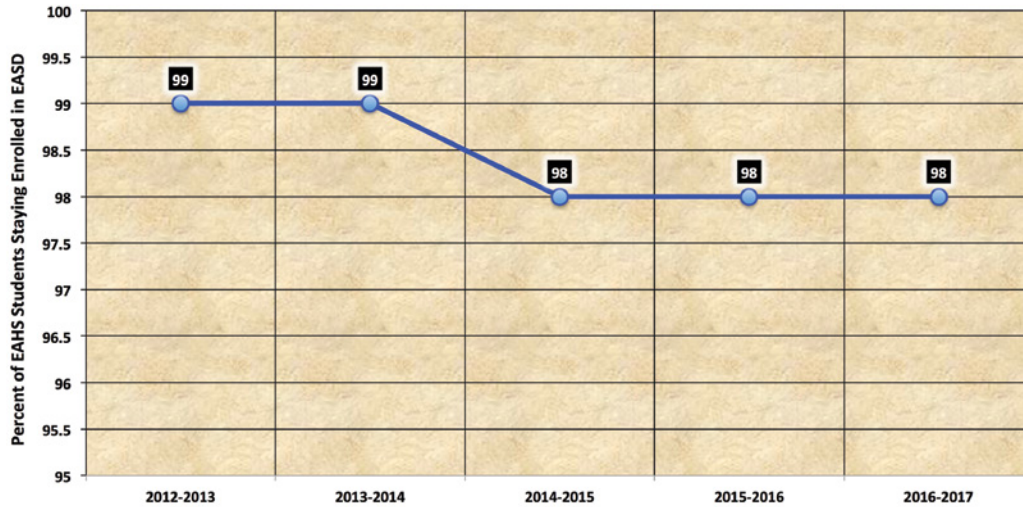
2016-2017 SCHOOL PERFORMANCE PROFILE



PA TARGET

Developed by the PA Department of Education, the School Performance Profile (SPP) is intended to provide a comprehensive overview of student performance for public school entities in Pennsylvania. The SPP is based on a 100-point scale. Schools that scored 70 or higher met the state standard for 2016-2017 (Hit the Target). Scores take into account a myriad of items including standardized tests scores, growth on standardized tests, graduation rates, and attendance rates.

FIVE-YEAR TREND OF HIGH SCHOOL STUDENTS STAYING ENROLLED IN EASD



Indicator of Success: 95% of all high school students staying enrolled in the EAHS

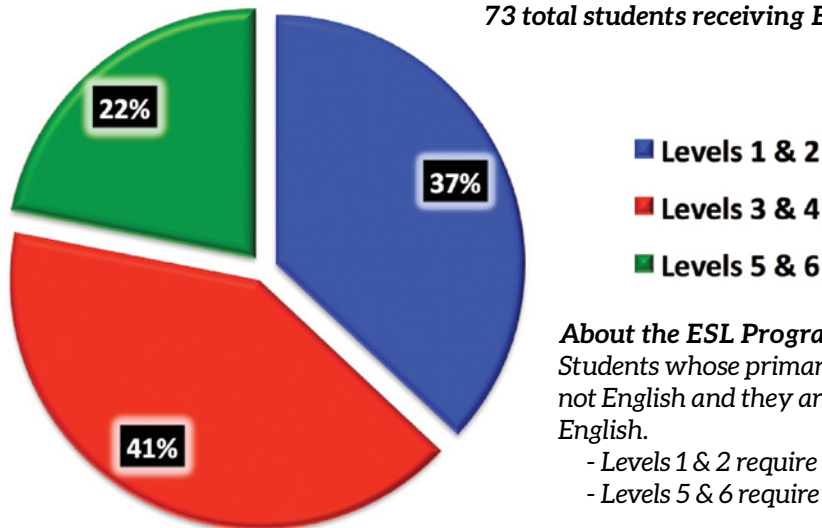
Points of Pride

- ◆ 100% of 3rd graders attending one of the 4 primary elementary schools successfully transitioned to the Bear Creek School.
- ◆ 99.7% of 6th graders attending the Bear Creek School successfully transitioned to EAMS.
- ◆ 99.7% of 8th graders attending EAMS successfully transitioned to EAHS.
- ◆ 98.8% of all students met promotion criteria.

Indicator of Success: 95% of all students meeting grade level criteria for the EASD

2016-2017 ENGLISH AS A SECOND LANGUAGE (ESL)

73 total students receiving ESL services



About the ESL Program:

Students whose primary language spoken at home is not English and they are not at grade level proficiency in English.

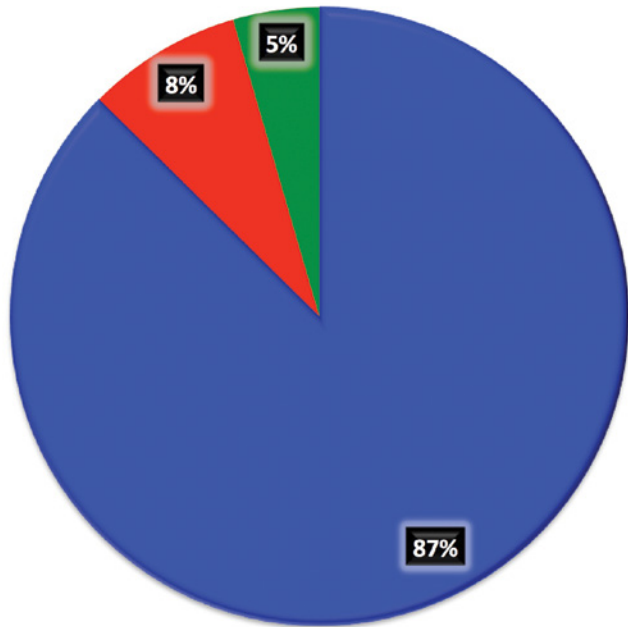
- Levels 1 & 2 require most intensive support.
- Levels 5 & 6 require least intensive support.

E Facts

- ◆ 13 - Number of different primary languages spoken by students receiving ESL services during 2016-2017 school year (sampling includes Amharic, Arabic, Chinese, Karen, and Spanish)
- ◆ 92% - Percent of ESL students who were seniors over the last four years who graduated from EASD (12 out of 13)
- ◆ 83% - Percent increase in the number of students receiving ESL services over the last three years

2016-2017 LLVS ENROLLMENT

111 Full and Part Time Participants



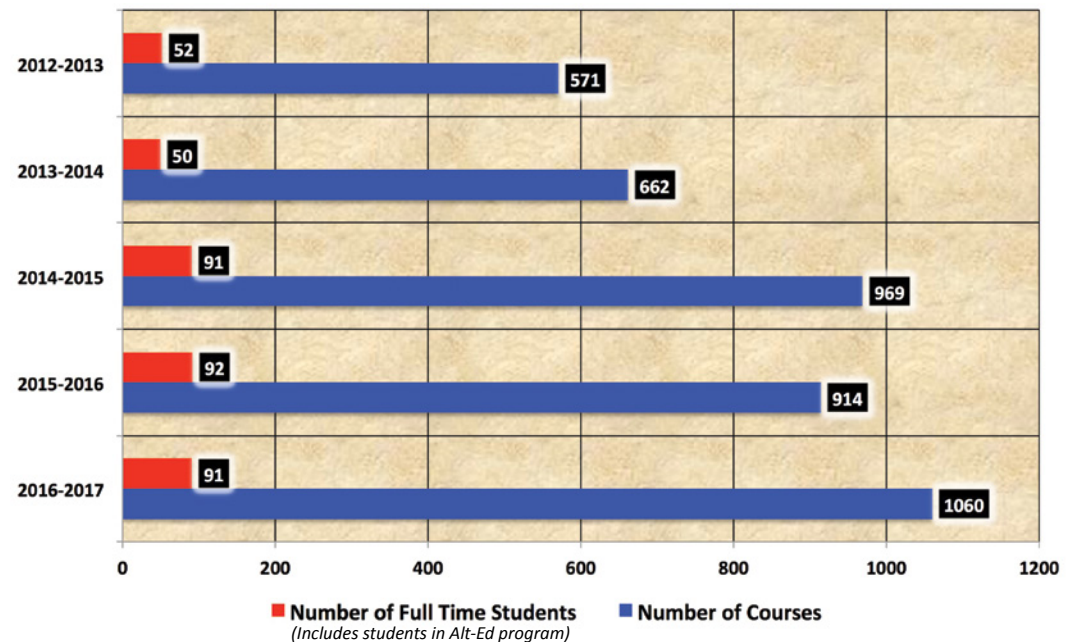
- Grades 9-12
- Grades 7-8
- Grades K-6

About the Lancaster-Lebanon Virtual School (LLVS):
 In partnership with the Lancaster-Lebanon Intermediate Unit, EASD provides engaging online courses from several leading online education partners that are tailored to a student's specific needs.

E Facts

- ◆ 86% - Percent increase in the number of LLVS courses taken over the past five years.
- ◆ 75% - Percent increase in the number of students taking LLVS courses over the past five years.
- ◆ 91% - Percent of students taking LLVS courses that passed with a grade of 70% or better in 2016-2017.
- ◆ 27% - Percent of students taking LLVS courses that passed with a grade of 90% or better in 2016-2017.
- ◆ 97% - Percent of students taking LLVS courses that completed 90% of the courses or better in 2016-2017.
- ◆ \$648,864 - Cost avoidance to EASD by offering LLVS courses as an alternative to students enrolling in an outside cyber-charter school.

FIVE YEAR LLVS PROGRAM HISTORY

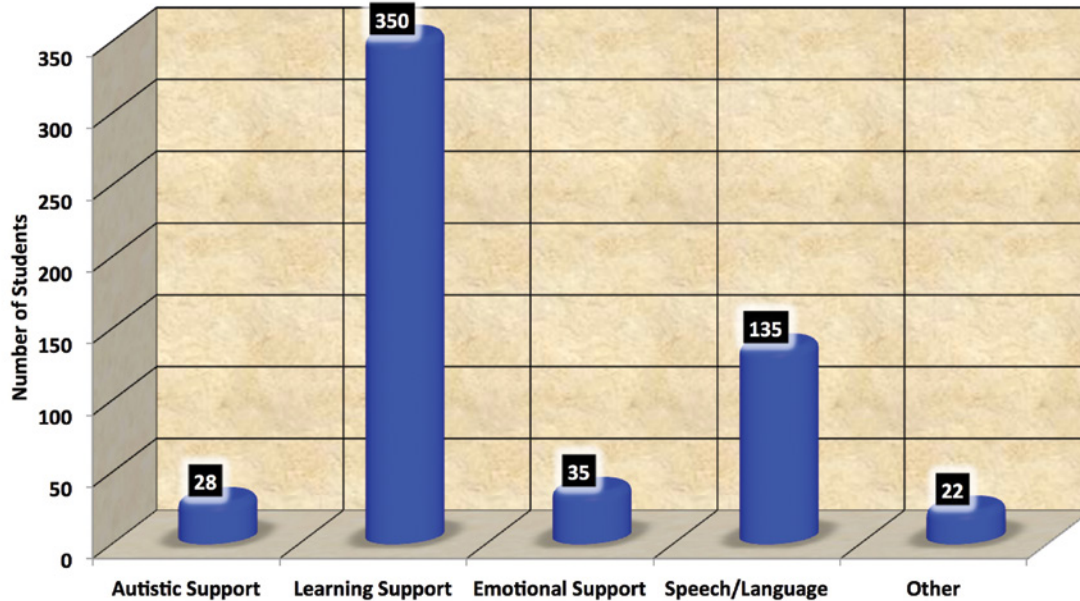


ENROLLMENT IN EDUCATIONAL PROGRAMS OUTSIDE OF EASD

	2014-2015	2015-2016	2016-2017
Home School	140	151	185
Privately Tutored	10	10	10
Outside Cyber-Charter School	96	85	79

2016-2017 SPECIAL EDUCATION PROGRAM

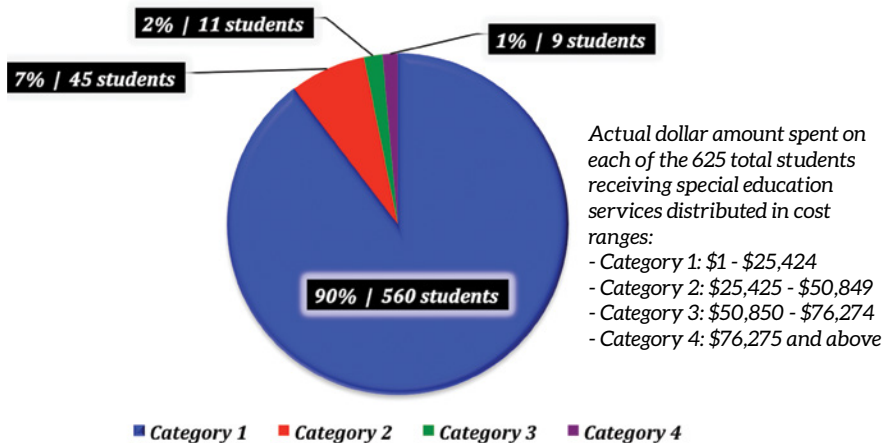
By primary service received



E Facts

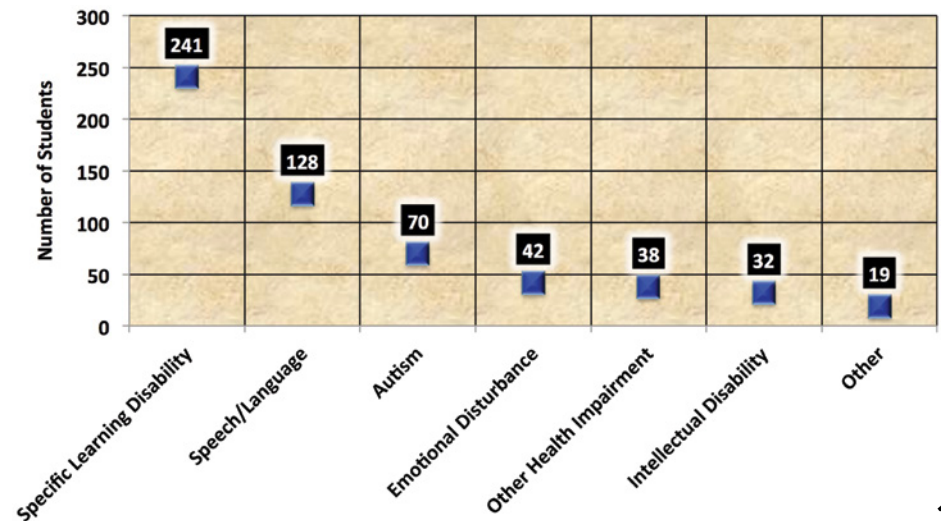
- 15% - Percent of EASD students received special education support services in 2016-2017.
- 78% - Percent of students receiving special education support services who spend more than 80% of their day in general education classrooms.
- 95% - Percent of student served within EASD operated programs.
- 90% - Average graduation rate over the last 3 years for students receiving special education support services.
- 38 - Number of high school students receiving special education support services that are participating in job training programs.

2016-2017 SPECIAL EDUCATION PER STUDENT COSTS



2016-2017 SPECIAL EDUCATION PROGRAM

By primary disability





2016-2017 CAREER READINESS INITIATIVES

EAHS offers students opportunities to gain valuable on-the-job experience in the student's career field of interest through its Career Internship and Cooperative Work Experience Programs, as well as our partnership with the Lancaster County Career and Technology Center (LCCTC).

- 60 - Number of students enrolled in the Career Internship Program.
- 79 - Number of credits earned by students enrolled in the Career Internship Program.
- 41- Number of students enrolled in a Cooperative Work Experience.
- 85 - Number of credits earned by students enrolled in a Cooperative Work Experience.
- 75 - Number of students enrolled in LCCTC.
- 6 - Number of EAHS students earning the distinction of Valedictorian of the LCCTC Mount Joy Campus over the last 6 years.

A sampling of the career interests for the 2016-2017 school year were as follows:

Internship program

- Dentist
- Pediatrician
- Veterinarian
- Sports Management
- Agribusiness
- Physical Therapist
- Communications
- Teacher

Co-op program

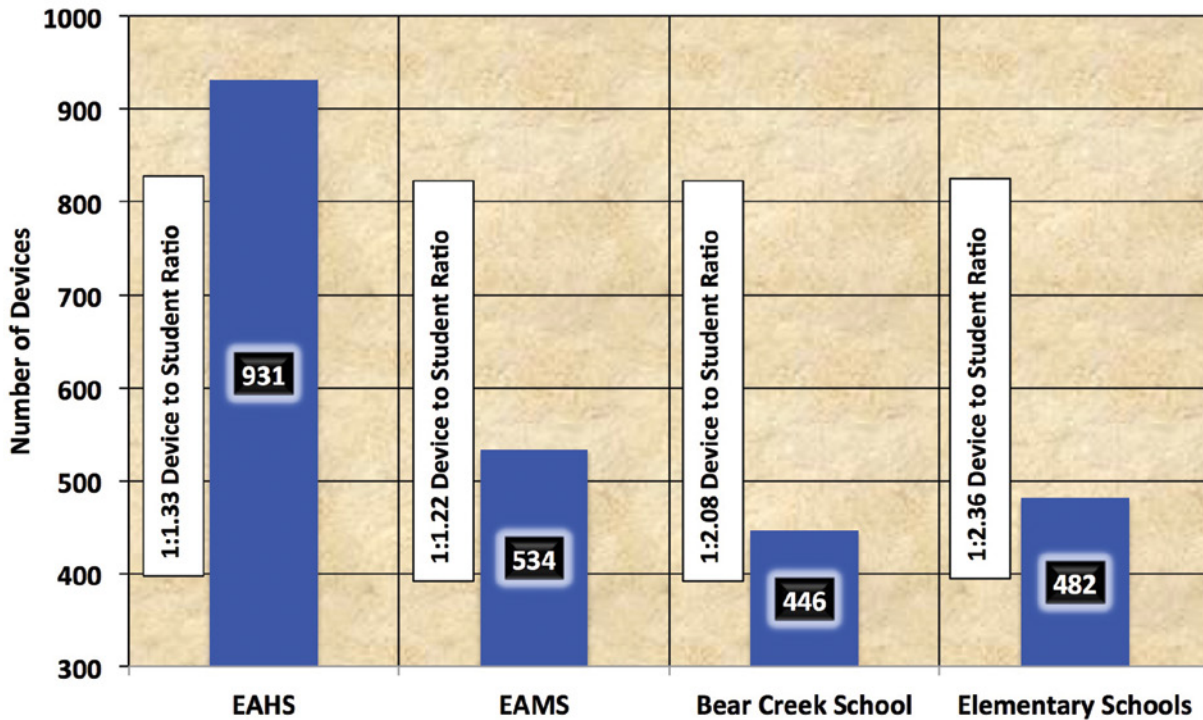
- Welder
- Truck Mechanic
- Landscape
- HVAC
- Food Services
- Medical Technician
- Carpenter

LCCTC

- Intro to Health
- Transportation
- Sheet Metal Fabrication
- Clinical Care Assistant
- Health Care Cluster



2016-2017 TECHNOLOGY & STUDENT LEARNING



The 2016-2017 school year saw varied uses of technology to support the key principles of 21st century learning (collaboration, critical thinking, creativity, and communication). Some examples of the innovative uses for technology are as follows:

Student Instructional Devices - Provided a combination of desktop computers, mobile laptops, and tablets to support instruction and boost student learning.

eSpark - Engaged students in personalized learning modules that focused on developing English language arts skills at their level.

Google Apps for Education (GAFE) - Created opportunities for students to collaborate, communicate, and work creatively in numerous curricular areas.

Virtual Field Trips - Allowed students to explore forensic science, learning from others around the world, and geometry principles through a professional baseball stadium visit

Schoology - Provided teachers the ability to interact with their students regardless of time or location through a virtual instructional space that extended student learning beyond the walls of each school building.

Interactive Technology (SmartBoards and Mimio) - Afforded students the chance to actively participate in the demonstration of their learning with their classmates.

Custom Academic Solutions - Enhanced learning through the use of a variety of technology tools and resources including CAD/Engineering, Computer Science, Video Production, Graphics, and Digital Photography.

Drone Technology - Provided controlled, safe access to cutting edge drone technology for students to experience real-world innovation that creatively enhanced learning experiences.

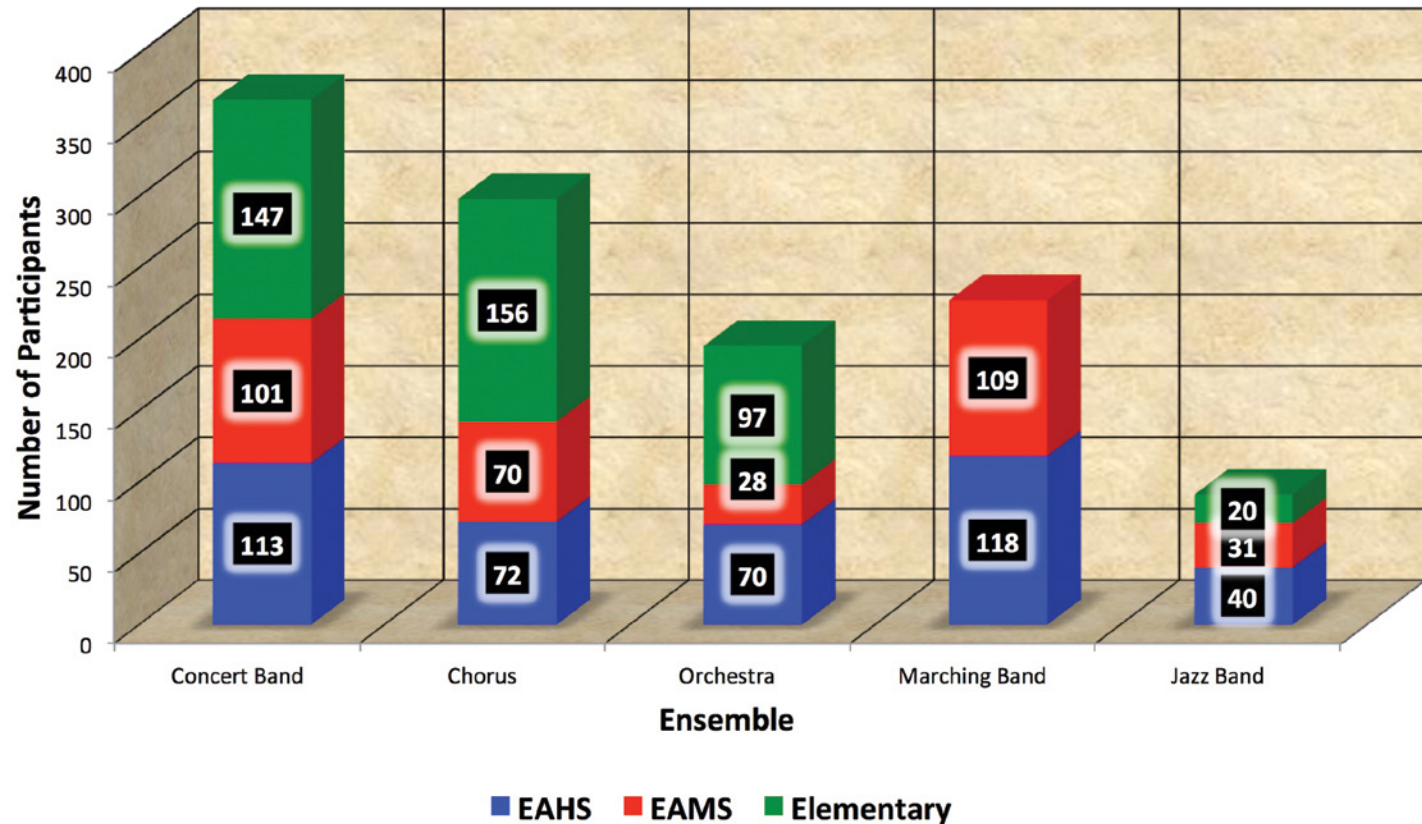


The Arts

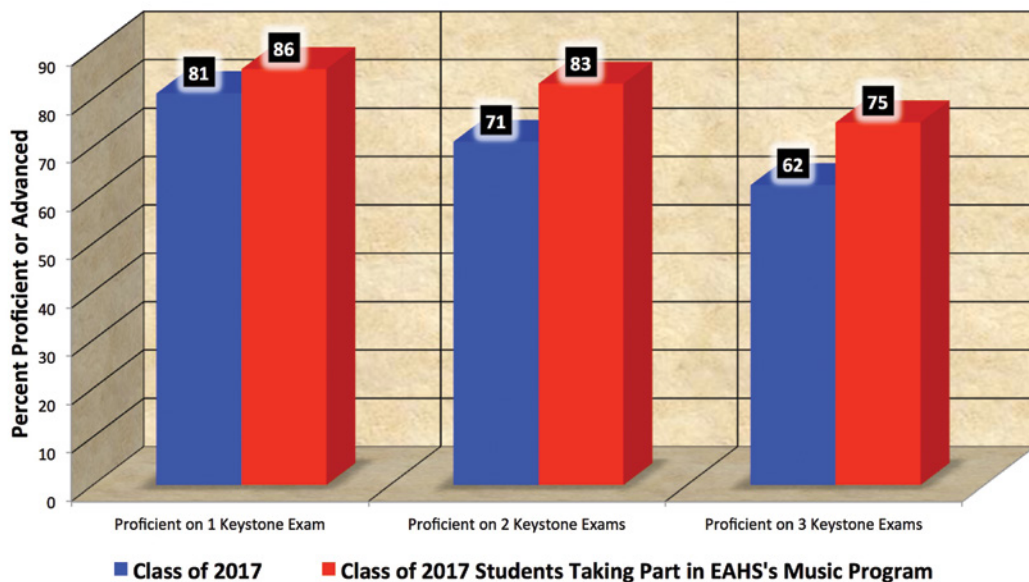
Why are the Arts important?

Participation in music and theater has shown to have positive influences on academic performance of students including gains in math, reading, critical thinking, and verbal skills. As such, participation in the Arts helps improve student proficiency in our high quality academic offerings and ultimately builds a solid foundation for future study and career options.

2016-2017 PARTICIPATION LEVELS - THE ARTS



IMPACT OF THE ARTS ON ACADEMICS



Indicator of Success: 70% of students that are enhancing their educational experience through participation in EASD's music program that passed all three Keystone Exams



Points of Pride

- ◆ 9 LLMEA Middle School County Band Festival Participants
- ◆ 12 LLMEA High School County Orchestra Festival Participants
- ◆ 12 LLMEA Middle School County Orchestra Festival Participants
- ◆ 15 LLMEA High School County Band Festival Participants
- ◆ 4 PMEA Elementary Songfest Participants
- ◆ 12 PMEA Elementary District Stringfest Participants
- ◆ 11 PMEA Youth Band Festival Participants
- ◆ 3 PMEA High School District Chorus Festival Participants
- ◆ 3 PMEA High School District Band Festival Participants
- ◆ 5 PMEA High School District Orchestra Festival Participants
- ◆ 2 PMEA High School Regional Chorus Festival Participants
- ◆ 4 PMEA High School Regional Orchestra Festival Participants
- ◆ 9 Lebanon Valley College Middle School Honors Band Festival Participants
- ◆ 6 Hershey Apollo Theater Awards honoring acting, singing, and dancing abilities from school theater programs



Athletics/Extracurriculars

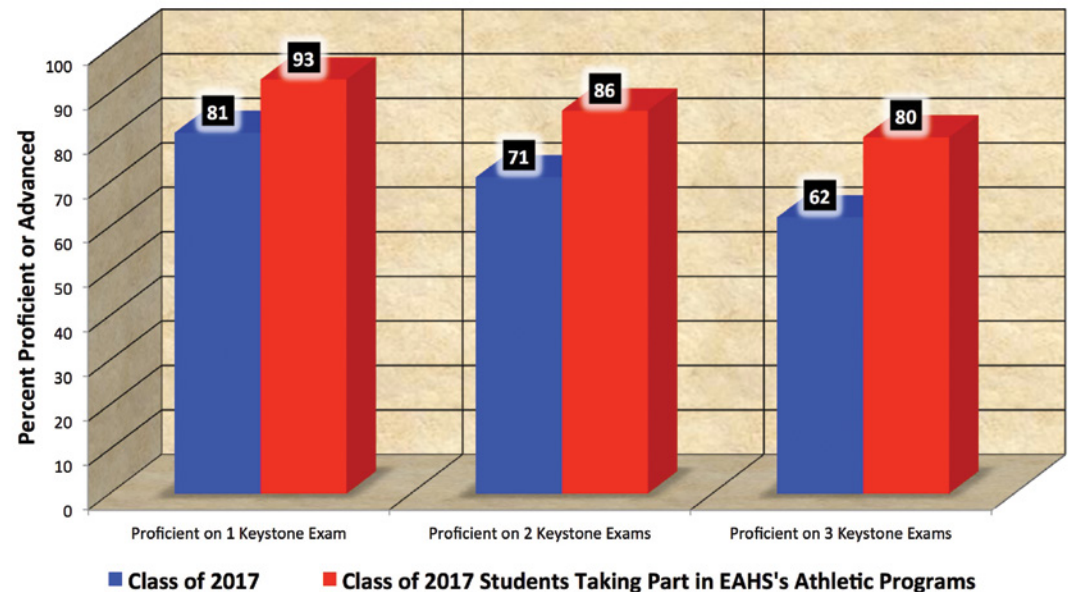
Why are Athletics important?

Participation in athletic programs has shown to have positive influences on goal setting, character development, healthy living, and learning the importance of teamwork. Research suggests there is a positive correlation between the improved physical, emotional, and social health that sports afford and student learning.

Points of Pride

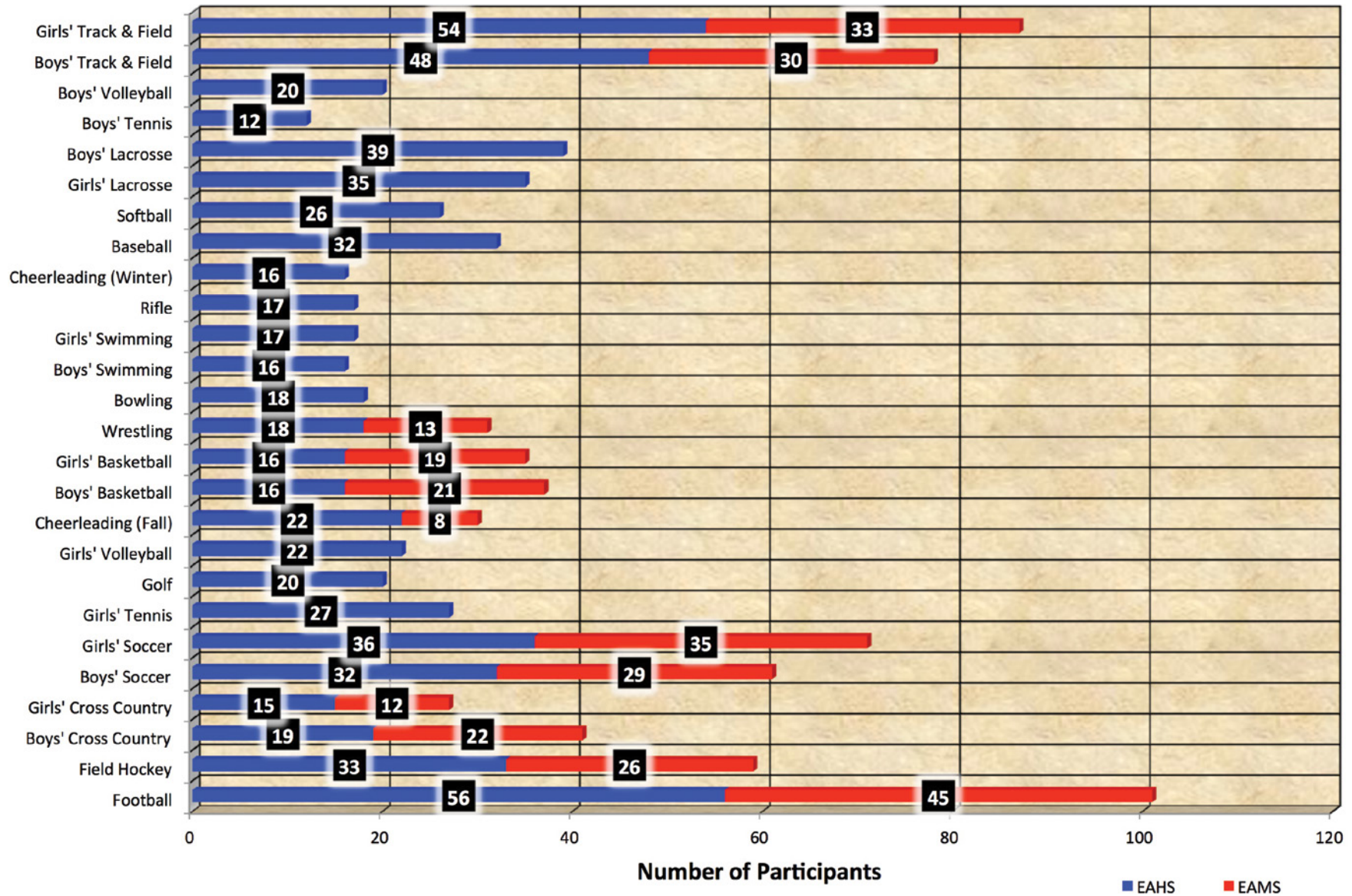
- ◆ 15 student-athletes were honored as part of National Signing Day programs
- ◆ 2 student-athletes were chosen to cheer for Pennsylvania at the 60th annual Big 33 football game
- ◆ 1 student-athlete won the individual league, regional, state and national championship in her respective sport (Bowling)
- ◆ 4 teams won their respective Lancaster-Lebanon League section championship (Baseball, Boys' Soccer, Girls' Soccer, Bowling)
- ◆ 2 teams won their respective Lancaster-Lebanon League championship (Boys' Soccer, Rifle)
- ◆ 1 team finished as the PIAA state runnerup in its respective sport (Boys' Soccer)
- ◆ 4 former student-athletes were inducted into the EAHS Athletic Hall-of-Fame

IMPACT OF THE ATHLETICS ON ACADEMICS



Indicator of Success: 70% of students that are enhancing their educational experience through participation in EASD's athletic program that passed all three Keystone Exams.

2016-2017 PARTICIPATION LEVELS - ATHLETICS





Altruism

Why is Altruism Important?

Student participation in altruistic and service-learning projects extends learning beyond the four walls of our school system by empowering students to give back to their community, lead healthy life styles, and build the foundation to become productive adult citizens. Selflessness was evident at all grade levels and in many forms during the 2016-2017 school year.

Junior Master Recycling Certification

Lancaster County Solid Waste Management Authority (LCSWMA) honored students from Bainbridge Elementary School with its Junior Master Recycling Certification for its school-wide recycling initiative.

Teen Safety Traffic Program

Under the direction of the school's Paws and Think Club, the district's Teen Safety Traffic Program was designed to encourage students to make good choices while behind the wheel of a vehicle. Students heard presenters speak on distracted driving. They also completed pre- and post surveys on seat belt use, designed posters on car safety and good decision-making, and conducted a Prom Promise campaign among other activities.

Four Diamonds Student Leadership Council

An Elizabethtown Area High School senior was selected to the 2016-2017 Mini-THON Student Leadership Council. The Mini-THON Student Leadership Council, comprised of a select group of student leaders, provided feedback and input to the Four Diamonds staff on the Mini-THON program.

Penny Wars

Mill Road Elementary School collected over \$2,500 in a "Penny War" between grade levels all of which was donated to the EAHS Mini-THON campaign.

Giving Tuesday

The faculty and administration of Elizabethtown Area High School took part in the national "Giving Tuesday" initiative, which was in response to the commercialism and consumerism of the holiday season. Participants gave back to their school through several service projects and to the local and global communities. Faculty and administration took part in six service projects throughout the morning.

Souper Bowls

In the week leading up to the Super Bowl students from Bainbridge and Mill Road Elementary Schools collected 565 canned food items as part of the schools' annual "Souper" Bowl food collection. The food drive, which is timed to coincide with the NFL's Super Bowl, helped to restock the shelves of the local food pantry after the holiday season.

Veterans Day Celebration

Elizabethtown Area School District saluted 27 local veterans during its ninth annual Veterans Day Ceremony. The program afforded school officials and high school students an opportunity to salute local veterans for their service to the country. It was also an opportunity for students to learn about the contributions that veterans have made and learn about the meaning of the day.

Giving Trees

The East High Street Elementary Giving Tree recently brought holiday joy to families less fortunate in the community. Through the generosity of the school's faculty, support staff and PTO, over 40 families received holiday help in the form of presents and warm winter wear items.

To help brighten the holidays for families in need, the Bear Creek School held its annual Holiday Giving Tree program. As part of this annual tradition, the school's faculty, staff and students, as well as community members, purchased suggested gifts for families who could use the help this season of giving. In total, the program brought holiday cheer to 54 families from the Elizabethtown community.

Mini-THON

Elizabethtown Area High School raised a remarkable \$82,021 at its annual Four Diamonds Mini-THON or 137% of its \$60,000 goal. All proceeds from the 12-hour dance marathon benefitted the Four Diamonds Fund to conquer childhood cancer.

Senior Citizen Ball

Elizabethtown Area High School's Student Council invited senior citizens to put on their dancing shoes for the club's annual Senior Citizen Ball. The dance was held on the Masonic Village campus and was a way for the students to honor the community's elders and thank them for all their contributions to Elizabethtown and beyond.

May Day

The students, faculty, administration, and staff of Elizabethtown Area High School left their classrooms and put their books and computers aside to perform a multitude (18) of community service activities in their school and in the community. In an amazing show of school unity and community pride, students fanned out across the greater-Elizabethtown area as part of the high school's annual May Day celebration for a school-wide service learning campaign.

Feathers for Families

Local families from the greater-Elizabethtown area enjoyed Thanksgiving Food Baskets, compliments of Elizabethtown Area Middle School and its Feathers for Families feather sale. The proceeds from the sale were used to purchase the traditional Thanksgiving food items including a frozen turkey, vegetables, bread, yams, stuffing, gravy, and more.

Garden Day

Students from Bainbridge Elementary School, with the help of the school's PTO, celebrated Garden Day by cleaning, weeding, and mulching the school's science garden. The hands-on service learning project was connected to the school's science curriculum on Life Cycles.

Unity Day

East High Street Elementary celebrated National Unity Day. As part of the celebration, nearly 500 students and faculty members joined hands on the playground and took a pledge to be bully-free. Unity Day is sponsored by the National Bullying Prevention Center and is designed to show awareness and support for anti-bullying programs.

Rheems Nursing and Rehabilitation Center

Rheems Elementary School third graders brought Halloween spirit and their favorite storybook characters to life as they paid a visit to the senior citizens at the Rheems Nursing and Rehabilitation Center. While at the center, the students paraded through the facility dressed in their storybook costumes giving Halloween greetings.

Jump Rope for Heart

Rheems Elementary School held its Jump Rope for Heart celebration, a school-wide program that raised money for the American Heart Association. With music pumping and kids jumping, the school raised \$8,183 for the fight against heart disease and strokes.

National Honor Society

Elizabethtown Area High School inducted 49 students into its T.H. Ebersole Chapter of the National Honor Society. Membership in the National Honor Society is one of the highest honors that can be awarded to a high school student. It recognized students who have exhibited the four pillars of scholarship, character, leadership, and service.


National Technical Honor Society

Ten students from EAHS met the requirements for induction into the National Technical Honor Society (NTHS). Attributes of NTHS members include skill, honesty, service, responsibility, scholarship, citizenship, leadership, and knowledge, as well as have at least a 3.0 grade point average in their career and technical school program.

2016-2017 ALTRUISM IN ACTION



In conclusion, the 2016-2017 school year was a success. With real and demonstrated success in all four areas - Academics, the Arts, Athletics/Extracurriculars, and Altruism - the Elizabethtown Area School District filled its game piece with each piece of the pie. This was in no small part due to our faculty, support staff, administration, parents, students, and community partners working together with a common purpose, STUDENT LEARNING. We hope you enjoyed reviewing this annual report. We look forward to building on our strong tradition of excellence by proactively seeking ways to improve in the areas of student achievement, our curriculum, our communication, and our service to our community.





Elizabethtown Area School District

600 East High Street
Elizabethtown, PA 17022
(717) 367-1521
www.etownschools.org

Non Profit
U.S. Postage
PAID
Elizabethtown, PA
Permit No. 129

2017 ANNUAL
REPORT
to the Community