

LEA Name : Elizabethtown Area SD  
Address : 600 E High St  
Elizabethtown , PA 17022

County : Lancaster  
AUN Number : 113362403  
LEA Type : SD


**Annual Financial Report  
Accuracy Certification Statement**

For Fiscal Year Ending  
**6/30/2018**


Pennsylvania Department of Education  
&  
Office of Comptroller Operations

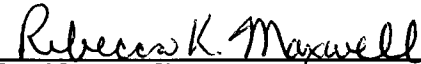
PDE-2056: Intermediate Unit  
PDE-2057: School District, AVTS/CTC, Charter School,  
and Special Program Jointure

**CERTIFICATION: By signing this page I agree that the electronic data submitted is a complete and accurate statement of the financial operations and status of the local education agency for the fiscal year. It has been prepared in accordance with generally accepted accounting principles and established Commonwealth of PA reporting guidelines.**

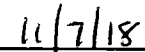


Chief School Administrator Signature

  
Date



Board Secretary Signature

  
Date

George Longridge

Contact Person

george\_longridge@etownschoools.org

Contact Person E-mail Address

(717)367-1521 Ext :10009

Contact Person Telephone Number

Contact Person Fax Number

**Audit Certification**  
**Annual Financial Report:**  
For Fiscal Year Ending **6/30/2018**  
**(Pursuant to PA School Code Section 218(b))**

LEA Name : Elizabethtown Area SD  
AUN Number : 113362403  
County : Lancaster

<b>Audit Certification Due:</b> 12/31/2018
---

This certification is applicable to the Annual Financial Report data submitted through the Consolidated Financial Reporting System on: 11/7/18  
Date

**Auditing Firm:** TROUT EBERSOLE + GROFF  
1705 OREGON PIKE  
LANCASTER, PA 17601

**Auditor Contact Name:** CAROL ROLAND  
**Auditor Phone:** 717-569-2900  
**Auditor E-mail:** croland@troutcpa.com

CERTIFICATION: By signing this page I agree that the financial statements of the school have been properly audited as noted above pursuant to Article XXIV, and in the auditor's professional opinion, the Annual Financial Report (PDE-2057) submitted on the date referenced is materially consistent with the audited financial statements.

Chief School Administrator

Michael R. Edick 11/4/18  
Signature Date

Board Secretary

Rebecca K. Maxwell 11/7/18  
Signature Date

George Longridge  
Contact Person

george\_longridge@etownschools.org  
Contact Person E-mail Address

(717)367-1521 Ext :10009  
Contact Person Telephone Number

\_\_\_\_\_  
Contact Person Fax Number

<u>Val Number</u>	<u>Description</u>	<u>Justification</u>
16230	<p>REP Fund 51 – Net Position - Beginning of Fiscal Year must equal Prior Year AFR, Net Position - End of Year. Justifications to this error must fully explain the situation that prompted a fund balance restatement. "Auditor Adjustment" is not a sufficient justification.</p> <p>REP Fund 51 – Net Position - Beginning of Fiscal Year: \$-1,334,985.00            REP Fund 51, Prior Year AFR, Net Position - End of Year: \$-1,263,645.00</p>	<p>The \$71,340 difference is due to a change in accounting principal with the implementation of GASB Statement No. 75 for accounting for other postemployment benefits (OPEB).</p>
40680	<p>Expenditure code 5530 has an amount entered as an Extraordinary Item. Provide a description of this Extraordinary Item.</p> <p>Exp detail, 5530, Fund 10: \$38,325.00</p>	<p>Inventory Adjustment to General Fund Balance</p>
41110	<p>Expenditure Detail - There is an entry in function 5110- 990 object "Other". Please explain what constitutes "Other".</p> <p>Expenditure 5110-990, Fund 39: \$5,350.00</p>	<p>Bank Escrow Fees</p>
50460	<p>SESS - 2420 Medical Services: SESS Schedule amounts for Special Education vary from prior year by 40% or more. Correct the data or enter a justification.</p> <p>SESS Schedule 2420: \$688.20            Prior Year SESS Schedule 2420: \$86.90</p>	<p>While the percentage change is high, the actual dollar difference in cost is very small and related to slight increase in medical services supplied to this group.</p>

Amounts Expressed in Whole Dollars

<u>General Fund</u>	<u>Public Purpose Trust</u>	<u>Other Compt Approved</u>	<u>Athletic / Activity</u>	<u>Capital Reserve (690.</u>
<u>(10)</u>	<u>(27)</u>	<u>(28)</u>	<u>(29)</u>	<u>1850)</u>
				<u>(31)</u>

**Assets And Deferred Outflows Of Resources**

**Assets**

0100 Cash and Cash Equivalents	3,241,535
0110 Investments	3,497,595
0120 Taxes Receivable	1,493,786
0130 Due From Other Funds	287,591
0141 Due From Other Governments	3,374,724
0142 State Revenue Receivable	
0143 Federal Revenue Receivable	
0145 Other Intergovernmental Revenue Receivable	
0146 Due from Primary Government	
0147 Due from Component Unit	
0150 Other Receivables	109,635
0170 Inventories	113,210
0180 Prepaid Expenses (Expenditures)	19,172
0190 Other Current Assets	

**Total Assets** **\$12,137,248**

0910 Deferred Outflows of Resources

**Total Assets And Deferred Outflows Of Resources** **\$12,137,248**

Amounts Expressed in Whole Dollars	<u>Capital Reserve (1431)</u> <u>(32)</u>	<u>Other Capital Projects</u> <u>Fund</u> <u>(39)</u>	<u>Debt Service</u> <u>(40)</u>	<u>Permanent</u> <u>(90)</u>	<u>Total Governmental</u> <u>Funds</u>
<b>Assets And Deferred Outflows Of Resources</b>					
<b>Assets</b>					
0100 Cash and Cash Equivalents	512,235	2,291,685			6,045,455
0110 Investments	3,005,054	1,825,560			8,328,209
0120 Taxes Receivable					1,493,786
0130 Due From Other Funds		818			288,409
0141 Due From Other Governments					3,374,724
0142 State Revenue Receivable					
0143 Federal Revenue Receivable					
0145 Other Intergovernmental Revenue Receivable					
0146 Due from Primary Government					
0147 Due from Component Unit					
0150 Other Receivables					109,635
0170 Inventories					113,210
0180 Prepaid Expenses (Expenditures)					19,172
0190 Other Current Assets					
<b>Total Assets</b>	<b>\$3,517,289</b>	<b>\$4,118,063</b>			<b>\$19,772,600</b>
0910 Deferred Outflows of Resources					
<b>Total Assets And Deferred Outflows Of Resources</b>	<b>\$3,517,289</b>	<b>\$4,118,063</b>			<b>\$19,772,600</b>

Amounts Expressed in Whole Dollars	<u>General Fund</u> <u>(10)</u>	<u>Public Purpose Trust</u> <u>(27)</u>	<u>Other Compt Approved</u> <u>(28)</u>	<u>Athletic / Activity</u> <u>(29)</u>	<u>Capital Reserve (690.</u> <u>1850)</u> <u>(31)</u>
<b>Liabilities And Deferred Inflows Of Resources And Fund Balances</b>					
<b>Liabilities</b>					
0400 Due to Other Funds	332,325				
0411 Due to Other Governments	203,729				
0412 Due to Primary Government					
0413 Due to Component Unit					
0420 Accounts Payable	277,937				
0430 Contracts Payable					
0440 Current Portion of Long-Term Debt					
0450 Short-Term Payables					
0461 Accrued Salaries and Benefits	5,662,972				
0462 Payroll Deductions and Withholding	276,097				
0480 Unearned Revenues	52,169				
0490 Other Current Liabilities					
<b>Total Liabilities</b>	<b>\$6,805,229</b>				
0950 Deferred Inflows of Resources	419,266				
<b>Fund Balances</b>					
0810 Nonspendable Fund Balance	132,382				
0820 Restricted Fund Balance					
0830 Committed Fund Balance	1,000,000				
0840 Assigned Fund Balance	700,000				
0850 Unassigned Fund Balance	3,080,371				
<b>Total Fund Balances</b>	<b>\$4,912,753</b>				
<b>Total Liabilities, Deferred Inflows Of Resources And Fund Balances</b>	<b>\$12,137,248</b>				

Amounts Expressed in Whole Dollars

	<u>Capital Reserve (1431)</u> <u>(32)</u>	<u>Other Capital Projects</u> <u>Fund</u> <u>(39)</u>	<u>Debt Service</u> <u>(40)</u>	<u>Permanent</u> <u>(90)</u>	<u>Total Governmental</u> <u>Funds</u>
<b>Liabilities And Deferred Inflows Of Resources And Fund Balances</b>					
<b>Liabilities</b>					
0400 Due to Other Funds		47,862			380,187
0411 Due to Other Governments					203,729
0412 Due to Primary Government					
0413 Due to Component Unit					
0420 Accounts Payable		2,066,813			2,344,750
0430 Contracts Payable					
0440 Current Portion of Long-Term Debt					
0450 Short-Term Payables					
0461 Accrued Salaries and Benefits					5,662,972
0462 Payroll Deductions and Withholding					276,097
0480 Unearned Revenues					52,169
0490 Other Current Liabilities					
<b>Total Liabilities</b>		<b>\$2,114,675</b>			<b>\$8,919,904</b>
0950 Deferred Inflows of Resources					419,266
<b>Fund Balances</b>					
0810 Nonspendable Fund Balance					132,382
0820 Restricted Fund Balance	3,517,289	2,003,388			5,520,677
0830 Committed Fund Balance					1,000,000
0840 Assigned Fund Balance					700,000
0850 Unassigned Fund Balance					3,080,371
<b>Total Fund Balances</b>	<b>\$3,517,289</b>	<b>\$2,003,388</b>			<b>\$10,433,430</b>
<b>Total Liabilities, Deferred Inflows Of Resources And Fund Balances</b>	<b>\$3,517,289</b>	<b>\$4,118,063</b>			<b>\$19,772,600</b>

Amounts Expressed in Whole Dollars	<u>General Fund</u> <u>(10)</u>	<u>Public Purpose Trust</u> <u>(27)</u>	<u>Other Compt Approved</u> <u>(28)</u>	<u>Athletic / Activity</u> <u>(29)</u>	<u>Capital Reserve (690.</u> <u>1850)</u> <u>(31)</u>
<b>Revenues</b>					
6000 Revenue from Local Sources	41,005,173				
7000 Revenue from State Sources	19,189,773				
8000 Revenue from Federal Sources	818,051				
<b>Total Revenues</b>	<b>\$61,012,997</b>				
<b>Expenditures</b>					
1000 Instruction	38,894,394				
2000 Support Services	16,948,293				
3000 Operation of Non-Instructional Services	1,296,465				
4000 Facilities Acquisition, Construction and Improvement Services					
5110 Debt Service					
5130 Refund of Prior Year Revenues / Receipts					
<b>Total Expenditures</b>	<b>\$57,139,152</b>				
<b>Excess (Deficiency) Of Revenues Over Expenditures</b>	<b>\$3,873,845</b>				
<b>Other Financing Sources (Uses)</b>					
9110 Face Value of Bonds Issued					
9120 Proceeds from Refunding of Bonds					
9130 Bond Premiums					
9200 Proceeds from Extended-Term Financing					
9300 Interfund Transfers - IN					
9400 Sale of or Compensation for Loss of Fixed Assets	17,154				
9710 Transfers from Component Units					
9720 Transfers from Primary Governments					
9910 Other Financing Sources Not Listed in the 9000 Series					
9990 Insurance Recoveries					
5120 Debt Service – Refunded Bonds					
5150 Bond Discounts					
5200 Interfund Transfers – Out	5,652,292				
5300 Transfers Out to Component Units/Primary Governments					
<b>Total Other Financing Sources (Uses)</b>	<b>(\$5,635,138)</b>				



Amounts Expressed in Whole Dollars	<u>Capital Reserve (1431)</u> <u>(32)</u>	<u>Other Capital Projects</u> <u>Fund</u> <u>(39)</u>	<u>Debt Service</u> <u>(40)</u>	<u>Permanent</u> <u>(90)</u>	<u>Total Governmental</u> <u>Funds</u>
<b>Revenues</b>					
6000 Revenue from Local Sources	12,304	97,445			41,114,922
7000 Revenue from State Sources					19,189,773
8000 Revenue from Federal Sources					818,051
<b>Total Revenues</b>	<b>\$12,304</b>	<b>\$97,445</b>			<b>\$61,122,746</b>
<b>Expenditures</b>					
1000 Instruction		158,658			39,053,052
2000 Support Services		305,258			17,253,551
3000 Operation of Non-Instructional Services		8,245			1,304,710
4000 Facilities Acquisition, Construction and Improvement Services		11,662,839			11,662,839
5110 Debt Service		5,350	3,697,692		3,703,042
5130 Refund of Prior Year Revenues / Receipts					
<b>Total Expenditures</b>		<b>\$12,140,350</b>	<b>\$3,697,692</b>		<b>\$72,977,194</b>
<b>Excess (Deficiency) Of Revenues Over Expenditures</b>	<b>\$12,304</b>	<b>(\$12,042,905)</b>	<b>(\$3,697,692)</b>		<b>(\$11,854,448)</b>
<b>Other Financing Sources (Uses)</b>					
9110 Face Value of Bonds Issued					
9120 Proceeds from Refunding of Bonds					
9130 Bond Premiums					
9200 Proceeds from Extended-Term Financing					
9300 Interfund Transfers - IN	1,954,600		7,395,384		9,349,984
9400 Sale of or Compensation for Loss of Fixed Assets					17,154
9710 Transfers from Component Units					
9720 Transfers from Primary Governments					
9910 Other Financing Sources Not Listed in the 9000 Series					
9990 Insurance Recoveries					
5120 Debt Service – Refunded Bonds					
5150 Bond Discounts					
5200 Interfund Transfers – Out			3,697,692		9,349,984
5300 Transfers Out to Component Units/Primary Governments					
<b>Total Other Financing Sources (Uses)</b>	<b>\$1,954,600</b>		<b>\$3,697,692</b>		<b>\$17,154</b>

Amounts Expressed in Whole Dollars	<u>General Fund</u> <u>(10)</u>	<u>Public Purpose Trust</u> <u>(27)</u>	<u>Other Compt Approved</u> <u>(28)</u>	<u>Athletic / Activity</u> <u>(29)</u>	<u>Capital Reserve</u> <u>(690.</u> <u>1850)</u> <u>(31)</u>
<b>Special And Extraordinary Items</b>					
9920 Special Items – Gains					
9930 Extraordinary Items – Gains					
5520 Special Items – Losses					
5530 Extraordinary Items – Losses	38,325				
<b>Net Change In Fund Balances</b>	<b>(\$1,799,618)</b>				
<b>Fund Balance</b>					
0001 Fund Balance - Beginning of Fiscal Year	6,712,370				
<b>Fund Balance - End Of Year</b>	<b>\$4,912,752</b>				

Amounts Expressed in Whole Dollars	<u>Capital Reserve (1431)</u> <u>(32)</u>	<u>Other Capital Projects</u> <u>Fund</u> <u>(39)</u>	<u>Debt Service</u> <u>(40)</u>	<u>Permanent</u> <u>(90)</u>	<u>Total Governmental</u> <u>Funds</u>
<b>Special And Extraordinary Items</b>					
9920 Special Items – Gains					
9930 Extraordinary Items – Gains					
5520 Special Items – Losses					
5530 Extraordinary Items – Losses					38,325
<b>Net Change In Fund Balances</b>	<b>\$1,966,904</b>	<b>(\$12,042,905)</b>			<b>(\$11,875,619)</b>
<b>Fund Balance</b>					
0001 Fund Balance - Beginning of Fiscal Year	1,550,385	14,046,291			22,309,046
<b>Fund Balance - End Of Year</b>	<b>\$3,517,289</b>	<b>\$2,003,386</b>			<b>\$10,433,427</b>

Amounts Expressed in Whole Dollars	<u>Food Service</u> <u>(51)</u>	<u>Child Care</u> <u>Operations</u> <u>(52)</u>	<u>Other Enterprise</u> <u>(58)</u>	<u>TOTAL</u>	<u>Internal Service</u> <u>(60)</u>
<b>Assets And Deferred Outflows Of Resources</b>					
<b>Current Assets</b>					
0100 Cash and Cash Equivalents	70,107			70,107	1,513,293
0110 Investments					4,045
0130 Due From Other Funds	123,189			123,189	208,318
0141 Due From Other Governments					
0142 State Revenue Receivable	6,424			6,424	
0143 Federal Revenue Receivable	89,164			89,164	
0146 Due from Primary Government					
0147 Due from Component Unit					
0150 Other Receivables	3,080			3,080	
0170 Inventories	140,509			140,509	
0180 Prepaid Expenses (Expenditures)					225,340
0190 Other Current Assets					
<b>Total Current Assets</b>	<b>\$432,473</b>			<b>\$432,473</b>	<b>\$1,950,996</b>
<b>Noncurrent Assets</b>					
0211 Land					
0212 Site Improvements (Net)					
0220 Buildings and Building Improvements (Net)					
0230 Machinery, Equipment and Furniture (Net)	2,197			2,197	
0250 Construction in Progress					
0260 Long Term Prepayments					
0290 Other Noncurrent Assets					
<b>Total Noncurrent Assets</b>	<b>\$2,197</b>			<b>\$2,197</b>	
0910 Deferred Outflows of Resources	363,000			363,000	
<b>Total Assets And Deferred Outflows Of Resources</b>	<b>\$797,670</b>			<b>\$797,670</b>	<b>\$1,950,996</b>

Amounts Expressed in Whole Dollars	<u>Food Service</u> <u>(51)</u>	<u>Child Care</u> <u>Operations</u> <u>(52)</u>	<u>Other Enterprise</u> <u>(58)</u>	<u>TOTAL</u>	<u>Internal Service</u> <u>(60)</u>
<b>Liabilities And Deferred Inflows Of Resources And Net Position</b>					
<b>Current Liabilities</b>					
0400 Due to Other Funds	239,729			239,729	
0411 Due to Other Governments					
0413 Due to Component Unit					
0420 Accounts Payable	117,107			117,107	572,947
0430 Contracts Payable					
0440 Current Portion of Long-Term Debt					
0450 Short-Term Payables					
0461 Accrued Salaries and Benefits					
0462 Payroll Deductions and Withholding					
0480 Unearned Revenues	60,282			60,282	
0490 Other Current Liabilities					
<b>Total Current Liabilities</b>	<b>\$417,118</b>			<b>\$417,118</b>	<b>\$572,947</b>
<b>Noncurrent Liabilities</b>					
0510 Bonds Payable					
0520 Extended-Term Financing Agreements Payable					
0530 Lease-Purchase Obligations					
0540 Accumulated Compensated Absences					
0550 Authority Lease Obligations					
0560 Other Post-Employment Benefits (OPEB)	81,000			81,000	
0570 Net Pension Liability	1,864,000			1,864,000	
0599 Other Noncurrent Liabilities					
<b>Total Noncurrent Liabilities</b>	<b>\$1,945,000</b>			<b>\$1,945,000</b>	
<b>Total Liabilities</b>	<b>\$2,362,118</b>			<b>\$2,362,118</b>	<b>\$572,947</b>
0950 Deferred Inflows of Resources	54,000			54,000	
<b>Net Position</b>					
0791 Net Investment in Capital Assets	2,197			2,197	
0008 Restricted Net Position (0792 – 0798)					
0799 Unrestricted Net Position	(1,620,645)			(1,620,645)	1,378,049
<b>Total Net Position</b>	<b>(\$1,618,448)</b>			<b>(\$1,618,448)</b>	<b>\$1,378,049</b>
<b>Total Liabilities And Deferred Inflows Of Resources And Net Position</b>	<b>\$797,670</b>			<b>\$797,670</b>	<b>\$1,950,996</b>

Amounts Expressed in Whole Dollars	<u>Food Service</u> <u>(51)</u>	<u>Child Care Operations</u> <u>(52)</u>	<u>Other Enterprise</u> <u>(58)</u>	<u>TOTAL</u>	<u>Internal Service</u> <u>(60)</u>
<b>Operating Revenues</b>					
6600 Food Service Revenue	648,600			648,600	
0071 Charges for Services					6,976,653
0072 Other Operating Revenue					
<b>Total Operating Revenues</b>	<b>\$648,600</b>			<b>\$648,600</b>	<b>\$6,976,653</b>
<b>Operating Expenses</b>					
100 Personnel Services – Salaries	412,449			412,449	
200 Personnel Services – Employee Benefits	295,918			295,918	5,369,861
300 Purchased Professional and Technical Services					
400 Purchased Property Services	9,880			9,880	
500 Other Purchased Services	811,773			811,773	1,011,775
600 Supplies	129,118			129,118	
740 Depreciation	89			89	
810 Dues and Fees					
890 Miscellaneous Expenditures	17,554			17,554	
<b>Total Operating Expenses</b>	<b>\$1,676,781</b>			<b>\$1,676,781</b>	<b>\$6,381,636</b>
<b>Operating Income (Loss)</b>	<b>(\$1,028,181)</b>			<b>(\$1,028,181)</b>	<b>\$595,017</b>
<b>Non Operating Revenues (Expenses)</b>					
6500 Earnings on Investments	127			127	864
6920 Contributions and Donations from Private Sources					
6930 Gains or Losses on Sale of Fixed Assets					
6991 Refunds of a Prior Year Expenditure					
7000 Revenue from State Sources	81,965			81,965	
8000 Revenue from Federal Sources	662,626			662,626	
820 Claims and Judgments Against the LEA					
830 Interest					
<b>TOTAL Non Operating Revenues (Expenses)</b>	<b>\$744,718</b>			<b>\$744,718</b>	<b>\$864</b>
<b>Income (Loss) Before Contributions And Transfers</b>	<b>(\$283,463)</b>			<b>(\$283,463)</b>	<b>\$595,881</b>

Amounts Expressed in Whole Dollars	<u>Food Service</u> <u>(51)</u>	<u>Child Care Operations</u> <u>(52)</u>	<u>Other Enterprise</u> <u>(58)</u>	<u>TOTAL</u>	<u>Internal Service</u> <u>(60)</u>
<b>Contributions, Transfers, and Special and Extraordinary Items</b>					
5200 Interfund Transfers – Out					
5300 Transfers Out to Component Units/Primary Governments					
5520 Special Items – Losses					
5530 Extraordinary Items – Losses					
9300 Interfund Transfers - IN					
9500 Capital Contributions					
9700 Transfers IN From Component Units/Primary Governments					
9920 Special Items – Gains					
9930 Extraordinary Items – Gains					
<b>Change In Net Position</b>	<b>(\$283,463)</b>			<b>(\$283,463)</b>	<b>\$595,881</b>
0002 Net Position - Beginning of Fiscal Year	(1,334,985)			(1,334,985)	782,168
0003 Accounting Changes / Residual Equity Transfers					
<b>Net Position - End Of Year</b>	<b>(\$1,618,448)</b>			<b>(\$1,618,448)</b>	<b>\$1,378,049</b>

Amounts Expressed in Whole Dollars	<u>Food Service</u> <u>(51)</u>	<u>Child Care Operations</u> <u>(52)</u>	<u>Other Enterprise</u> <u>(58)</u>	<u>TOTAL</u>	<u>Internal Service(60)</u>
<b>Cash Flows From Operating Activities</b>					
0011 Cash Receipts From Users	643,172			643,172	
0012 Cash Receipts From Assessments Made to Other Funds					6,923,448
0013 Cash Receipts From Earnings on Investments					
0014 Cash Receipts From Other Operating Revenue					
0015 Cash Payments To Employees For Services	659,906			659,906	
0016 Cash Payments For Insurance Claims					
0017 Cash Payments To Suppliers For Goods and Services	691,903			691,903	6,087,175
0018 Cash Payments For Other Operating Expenses					
<b>Net Cash Provided By (Used For) Operating Activities</b>	<b>(\$708,637)</b>			<b>(\$708,637)</b>	<b>\$836,273</b>
<b>Cash Flows From Non-Capital Financing Activities</b>					
0021 Receipts From Local Sources - 6000					
0022 Receipts From State Sources - 7000	82,249			82,249	
0023 Receipts From Federal Sources -8000	583,062			583,062	
0024 Notes and Loans Received (Repaid)					
0025 Interest Paid on Notes/Loans - 5100-830					
0026 Operating Transfers In (Out)/Residual Equity Trans					
0027 Operating Transfers In (Out) Primary Government / Comp Unit					
0028 Receipts From Refund of Prior Year Expenditures - 6991					
0029 Special and Extraordinary Gains (losses)					
0030 Receipts from Insurance Recoveries -9990					
<b>Net Cash Prov By (Used for) Non-Capital Financing Activities</b>	<b>\$665,311</b>			<b>\$665,311</b>	
<b>Cash Flows From Capital and Related Financing Activities</b>					
0031 Payments For Fac Acq, Const, and Imp - 4000					
0032 Gain / (Loss) on Sale of Fixed Assets - 6930					
0033 Proceeds From Extended Term Financing - 9200					
0034 Principal Paid on Financing Agreements					
0035 Interest Paid on Financing Agreements - 5100-830					
0036 (Inc) Dec in Contributed Capital					
<b>Net Cash Prov By (Used for) Capital and Related Financing Activities</b>					
<b>Cash Flows From Investing Activities</b>					
0041 Earnings on Investments - 6500	127			127	864
0042 Purchase of Inv Securities / Deposits to Inv Pools					(44)
0043 Receipts From Investment Pool Withdrawals					
0044 Proceeds from Sale and Maturity of Inv Securities					



LEA : 113362403 Elizabethtown Area SD

Printed 11/8/2018 9:07:38 AM

0045 Loans Received (Paid)

<b>Net Cash Prov By (Used for) Investing Activities</b>	<b>\$127</b>	<b>\$127</b>	<b>\$820</b>
---	--------------	--------------	--------------

	<u>Food Service</u> <u>(51)</u>	<u>Child Care Operations</u> <u>(52)</u>	<u>Other Enterprise</u> <u>(58)</u>	<u>TOTAL</u>	<u>Internal Service</u> <u>(60)</u>
<b>Net Increase (Decrease) in Cash Flows</b>	<b>(43,199)</b>			<b>(43,199)</b>	<b>837,093</b>
0004 Cash and Cash Equivalents Beginning of Year	113,306			113,306	676,200
<b>Cash and Cash Equivalents at Year End</b>	<b>\$70,107</b>			<b>\$70,107</b>	<b>\$1,513,293</b>

**Reconciliation of Operating Income (Loss) To Net Cash Provided by (Used For) Operating Activities**

0005 Operating Income (Loss) per REP	(1,028,181)			(1,028,181)	595,017
<b>Adjustments</b>					
0051 Depreciation and Net Amortization	89			89	
0052 Provision for Uncollectible Accounts					
0053 Other Adjustments	131,807			131,807	
<b>Effect of Changes in Assets, Liabilities, Deferred Outflows and Deferred Inflows</b>					
0054 (Inc) Dec In Accounts Receivable (0120-0150)					
0055 Advances to Other Funds (0160)	67,134			67,134	(53,205)
0056 (Inc) Dec in Inventories (0170)	397			397	
0057 (Inc) Dec in Prepaid Expenses (0180)					
0058 (Inc) Dec in Other Current or Noncurrent Assets	(3,070)			(3,070)	17,731
0064 Deferred Outflows (0910)					
0059 Inc (Dec) in Accounts Payable (0400-0450)	116,927			116,927	276,730
0060 Inc (Dec) in Accrued Salaries/Benefits (0461)					
0065 Inc (Dec) in Net Pension Liabilities (0570)					
0066 Inc (Dec) in Other Postemp Benefit Oblig (0560)					
0061 Inc (Dec) in Payroll Deductions/Withholding (0462)	(1,634)			(1,634)	
0062 Inc (Dec) in Unearned Revenue (0480)	7,894			7,894	
0063 Inc (Dec) in Other Current or Noncurrent Liabilities					
0067 Deferred Inflows (0950)					
<b>Total Adjustments</b>	<b>\$319,544</b>			<b>\$319,544</b>	<b>\$241,256</b>
<b>Cash Provided By (Used for) Total</b>	<b>(\$708,637)</b>			<b>(\$708,637)</b>	<b>\$836,273</b>

COMBINED STATEMENT OF CASH FLOWS  
SCHEDULE OF NONCASH INVESTING, CAPITAL, AND FINANCING ACTIVITIES

Explanation of Transaction and Balance Sheet Effect	Amount
Receipt of USDA Donated Commodities	95,399
<b>Total</b>	<b>\$95,399</b>

LEA : 113362403 Elizabethtown Area SD

Printed 11/8/2018 9:07:39 AM

Amounts Expressed in Whole Dollars	<u>Private Purpose Trust</u> <u>(71)</u>	<u>Investment Trust</u> <u>(72)</u>	<u>Pension Trust</u> <u>(73)</u>	<u>Activity</u> <u>(81)</u>
<b>Assets And Deferred Outflows Of Resources</b>				
<b>Assets</b>				
0100 Cash and Cash Equivalents	203,694			87,149
0110 Investments	252,112			
0130 Due From Other Funds				
0147 Due from Component Unit				
0150 Other Receivables				
0170 Inventories				
0180 Prepaid Expenses (Expenditures)				
0190 Other Current Assets				
0220 Buildings and Building Improvements (Net)				
0230 Machinery, Equipment and Furniture (Net)				
<b>Total Assets</b>	<b>\$455,806</b>			<b>\$87,149</b>
0910 Deferred Outflows of Resources				
<b>Total Assets And Deferred Outflows Of Resources</b>	<b>\$455,806</b>			<b>\$87,149</b>

LEA : 113362403 Elizabethtown Area SD

Printed 11/8/2018 9:07:39 AM

Amounts Expressed in Whole Dollars

	<u>Other Agency</u> <u>(89)</u>	<u>Discrete Component Units</u> <u>(98)</u>	<u>Discrete Component Units</u> <u>(99)</u>	<u>Total Fiduciary Funds</u>
<b>Assets And Deferred Outflows Of Resources</b>				
<b>Assets</b>				
0100 Cash and Cash Equivalents				290,843
0110 Investments				252,112
0130 Due From Other Funds				
0147 Due from Component Unit				
0150 Other Receivables				
0170 Inventories				
0180 Prepaid Expenses (Expenditures)				
0190 Other Current Assets				
0220 Buildings and Building Improvements (Net)				
0230 Machinery, Equipment and Furniture (Net)				
<b>Total Assets</b>				<b>\$542,955</b>
0910 Deferred Outflows of Resources				
<b>Total Assets And Deferred Outflows Of Resources</b>				<b>\$542,955</b>

LEA : 113362403 Elizabethtown Area SD

Printed 11/8/2018 9:07:39 AM

Amounts Expressed in Whole Dollars	<u>Private Purpose Trust</u> (71)	<u>Investment Trust</u> (72)	<u>Pension Trust</u> (73)	<u>Activity</u> (81)
<b>Liabilities, Deferred Inflows Of Resources And Net Position</b>				
<b>Liabilities</b>				
0400 Due to Other Funds				
0411 Due to Other Governments				
0412 Due to Primary Government				
0413 Due to Component Unit				
0420 Accounts Payable	14,850			6,073
0430 Contracts Payable				
0450 Short-Term Payables				
0461 Accrued Salaries and Benefits				
0462 Payroll Deductions and Withholding				
0480 Unearned Revenues				
0490 Other Current Liabilities				81,076
<b>Total Liabilities</b>	<b>\$14,850</b>			<b>\$87,149</b>
<b>Net Position</b>				
0791 Net Investment in Capital Assets				
0009 Restricted Net Position (0792 – 0798)				
0799 Unrestricted Net Position		440,956		
<b>Total Net Position</b>		<b>\$440,956</b>		
<b>Total Liabilities, Deferred Inflows Of Resources And Net Position</b>		<b>\$455,806</b>		<b>\$87,149</b>

LEA : 113362403 Elizabethtown Area SD

Printed 11/8/2018 9:07:39 AM

Amounts Expressed in Whole Dollars

<u>Other Agency</u>	<u>Discrete Component Units</u>	<u>Discrete Component Units</u>	<u>Total Fiduciary Funds</u>
(89)	(98)	(99)	

**Liabilities, Deferred Inflows Of Resources And Net Position**

**Liabilities**

0400 Due to Other Funds			
0411 Due to Other Governments			
0412 Due to Primary Government			
0413 Due to Component Unit			
0420 Accounts Payable			20,923
0430 Contracts Payable			
0450 Short-Term Payables			
0461 Accrued Salaries and Benefits			
0462 Payroll Deductions and Withholding			
0480 Unearned Revenues			
0490 Other Current Liabilities			81,076

<b>Total Liabilities</b>			<b>\$101,999</b>
--------------------------	--	--	------------------

0950 Deferred Inflows of Resources

**Net Position**

0791 Net Investment in Capital Assets			
0009 Restricted Net Position (0792 – 0798)			
0799 Unrestricted Net Position			440,956

<b>Total Net Position</b>			<b>\$440,956</b>
---------------------------	--	--	------------------

<b>Total Liabilities, Deferred Inflows Of Resources And Net Position</b>			<b>\$542,955</b>
--	--	--	------------------

Amounts Expressed in Whole Dollars	<u>Private Purpose Trust</u> (71)	<u>Investment Trust</u> (72)	<u>Pension Trust</u> (73)	<u>Discrete Component</u> <u>Units</u> (98)	<u>Discrete Component</u> <u>Units</u> (99)	<u>Total Fiduciary</u> <u>Funds</u>
<b>Additions</b>						
0091 Gifts and Contributions	10,481					10,481
0092 Other Additions	2,546					2,546
<b>Deductions</b>						
0093 Scholarships Awarded	18,325					18,325
0094 Other Deductions						
<b>Change In Net Position</b>	<b>(\$5,298)</b>					<b>(\$5,298)</b>
0006 Net Position – Beginning of Fiscal Year	446,254					446,254
0007 Net Position Held in Trust for Pension Benefits						
<b>Net Position - End of Fiscal Year</b>	<b>\$440,956</b>					<b>\$440,956</b>



	<u>Revenue Reported In Current Year</u>	<u>Current Year Tax Accrual</u>	<u>Prior Year Tax Accrual</u>	<u>Taxes Collected In Current Year</u>
<b><u>Revenue from Local Sources</u></b>				
6111 Current Real Estate Taxes	32,360,178.63			32,360,178.63
6112 Interim Real Estate Taxes	385,902.78			385,902.78
6113 Public Utility Realty Taxes	36,344.71			36,344.71
6114 Payments in Lieu of Current Taxes - State / Local	949,611.00			949,611.00
6151 Current Act 511 Earned Income Taxes	3,959,033.93			3,959,033.93
6153 Current Act 511 Real Estate Transfer Taxes	803,565.70			803,565.70
6411 Delinquent Real Estate Taxes	606,051.78			606,051.78
6500 Earnings on Investments	213,357.08			
6700 Revenues from LEA Activities	179,891.65			
6821 State Revenue Received from Other Pennsylvania Public LEAs	750.00			
6831 Federal Revenue Received from Other Pennsylvania Public LEAs	92,354.37			
6832 Federal IDEA Revenue Received as Pass Through	664,039.00			
6839 Federal Revenue Received from Other Sources	19,410.88			
6890 Other Revenue from Intermediary Sources	74,858.00			
6910 Rentals	30,156.25			
6920 Contributions and Donations from Private Sources	22,946.90			
6942 Summer School Tuition	160.00			
6944 Receipts from Other LEAs in Pennsylvania - Education	485,988.61			
6991 Refunds of a Prior Year Expenditure	14,836.00			
6999 Other Revenues Not Specified Above	105,735.96			
<b>TOTAL Revenue from Local Sources</b>	<b>\$41,005,173.23</b>			<b>\$39,100,688.53</b>

**Revenue Reported  
In Current Year**

**Revenue from State Sources**

7110 Basic Education Funding	8,903,201.04		
7160 Tuition for Orphans Subsidy	92,300.13		
7220 Vocational Education	43,262.02		
7250 Migratory Children	40.00		
7271 Special Education funds for School-Aged Pupils	2,148,681.62		
7299 Program Revenues Not Listed Previously in the 7200 Series	139.22		
7311 Pupil Transportation Subsidy	942,477.35		
7312 Nonpublic and Charter School Pupil Transportation Subsidy	88,935.00		
7320 Rental and Sinking Fund Payments / Building Reimbursement Subsidy	453,466.08		
7330 Health Services (Medical, Dental, Nurse, Act 25)	74,080.13		
7340 State Property Tax Reduction Allocation	624,861.62		
7505 Ready to Learn Block Grant	472,997.00		
7810 State Share of Social Security and Medicare Taxes	931,735.79		
7820 State Share of Retirement Contributions	4,413,596.17		
<b>TOTAL Revenue from State Sources</b>	<b>\$19,189,773.17</b>		

**Revenue Reported  
In Current Year**

**Revenue from Federal Sources**

8514 NCLB, Title I - Improving the Academic Achievement of the Disadvantaged	483,902.00		
8515 NCLB, Title II - Preparing, Training and Recruiting High Quality Teachers and Principals	110,647.00		
8517 NCLB, Title IV - 21St Century Schools	11,048.00		
8810 School-Based Access Medicaid Reimbursement Program (SBAP) Reimbursements (Access)	210,029.88		
8820 Medical Assistance Reimbursement for Administrative Claiming (Quarterly) Program	2,424.17		
<b>TOTAL Revenue from Federal Sources</b>	<b>\$818,051.05</b>		

**Revenue Reported  
In Current Year**

**Other Financing Sources**

9400 Sale of or Compensation for Loss of Fixed Assets	17,154.00	
<b>TOTAL Other Financing Sources</b>	<b>\$17,154.00</b>	
<b>TOTAL FROM ALL SOURCES</b>	<b>\$61,030,151.45</b>	<b>\$39,100,688.53</b>

Revenue from Local Sources	41,005,173.23
Revenue from State Sources	19,189,773.17
Revenue from Federal Sources	818,051.05
Other Financing Sources	17,154.00
<b>TOTAL FROM ALL SOURCES</b>	<b>\$61,030,151.45</b>

**General Fund (10)**

	<u>Total</u>
<b>1000 Instruction</b>	
<b>100 Personnel Services – Salaries</b>	
100 Personnel Services – Salaries	19,022,483.92
<b>Total Personnel Services – Salaries</b>	<b>\$19,022,483.92</b>
<b>200 Personnel Services – Employee Benefits</b>	
210 Group Insurance – Contracted Provider	276,247.40
220 Social Security Contributions	1,402,754.15
230 PSERS Retirement Contributions	6,162,311.09
260 Workers’ Compensation	140,957.09
270 Group Insurance – Self-Insurance	4,495,873.21
299 All Other Employee Benefits	156,510.02
<b>Total Personnel Services – Employee Benefits</b>	<b>\$12,634,652.96</b>
<b>300 Purchased Professional and Technical Services</b>	
322 Professional Educational Services – Ius	2,560,886.77
323 Professional Educational Services – Other Educational Agencies	45,567.29
324 Professional Educational Services – Employee Training and Development Services	9,691.50
329 Professional Educational Services – Other	723,756.90
330 Other Professional Services	6,501.33
<b>Total Purchased Professional and Technical Services</b>	<b>\$3,346,403.79</b>
<b>400 Purchased Property Services</b>	
430 Repairs and Maintenance Services	19,352.25
440 Rentals	70,636.55
<b>Total Purchased Property Services</b>	<b>\$89,988.80</b>
<b>500 Other Purchased Services</b>	
510 Student Transportation Services	30,491.39
561 Tuition To Other School Districts Within the State	137,382.75
562 Tuition To Pennsylvania Charter Schools	1,127,806.81
564 Tuition To Career and Technology Centers	900,313.17
567 Tuition To Approved Private Schools (APS) and PA Chartered Schools for the Deaf and Blind	286,883.33
568 Tuition To Private Residential Rehabilitative Institutions (PRRI) [In-State] and Detention Centers	118,295.37
569 Tuition – Other	4,107.39
580 Travel	4,279.95
594 IU Payment By Withholding for Institutionalized Children’s Programs – Special Classes	3,761.46
<b>Total Other Purchased Services</b>	<b>\$2,613,321.62</b>
<b>600 Supplies</b>	
610 General Supplies	410,685.53
630 Food	215.45
640 Books and Periodicals	11,893.53
650 Supplies & Fees – Technology Related	733,287.67
<b>Total Supplies</b>	<b>\$1,156,082.18</b>
<b>700 Property</b>	
762 Capitalized Equipment - Replacement	3,849.00
<b>Total Property</b>	<b>\$3,849.00</b>

**General Fund (10)**

<b>1000 Instruction</b>	<b><u>Total</u></b>
<b>800 <u>Other Objects</u></b>	
810 Dues and Fees	27,611.79
<b>Total Other Objects</b>	<b>\$27,611.79</b>
<b>Total 1000 Instruction</b>	<b>\$38,894,394.06</b>

**General Fund (10)**

**1100 Regular Programs – Elementary / Secondary**

	<u>Elementary</u>	<u>Secondary</u>	<u>Federal</u>	<u>Total</u>
<b>100 Personnel Services – Salaries</b>				
100 Personnel Services – Salaries	7,817,746.56	6,892,063.60	380,590.00	15,090,400.16
<b>Total Personnel Services – Salaries</b>	<b>\$7,817,746.56</b>	<b>\$6,892,063.60</b>	<b>\$380,590.00</b>	<b>\$15,090,400.16</b>
<b>200 Personnel Services – Employee Benefits</b>				
210 Group Insurance – Contracted Provider	108,303.50	97,463.45	3,061.36	208,828.31
220 Social Security Contributions	580,272.75	507,974.50	28,355.78	1,116,603.03
230 PSERS Retirement Contributions	2,531,208.32	2,245,610.26	123,958.25	4,900,776.83
260 Workers' Compensation	59,148.16	50,905.49	2,417.96	112,471.61
270 Group Insurance – Self-Insurance	2,296,644.09	1,303,533.98	41,490.65	3,641,668.72
299 All Other Employee Benefits	17,972.00	46,305.00		64,277.00
<b>Total Personnel Services – Employee Benefits</b>	<b>\$5,593,548.82</b>	<b>\$4,251,792.68</b>	<b>\$199,284.00</b>	<b>\$10,044,625.50</b>
<b>300 Purchased Professional and Technical Services</b>				
322 Professional Educational Services – Ius	10,710.00	263,902.73	6,000.00	280,612.73
323 Professional Educational Services – Other Educational Agencies		300.00		300.00
324 Professional Educational Services – Employee Training and Development Services			8,705.40	8,705.40
329 Professional Educational Services – Other	295,839.88	236,287.14	12,485.99	544,613.01
<b>Total Purchased Professional and Technical Services</b>	<b>\$306,549.88</b>	<b>\$500,489.87</b>	<b>\$27,191.39</b>	<b>\$834,231.14</b>
<b>400 Purchased Property Services</b>				
430 Repairs and Maintenance Services	8,188.42	10,051.02		18,239.44
440 Rentals	1,369.30	1,369.29		2,738.59
<b>Total Purchased Property Services</b>	<b>\$9,557.72</b>	<b>\$11,420.31</b>		<b>\$20,978.03</b>
<b>500 Other Purchased Services</b>				
510 Student Transportation Services	22,424.76	8,066.63		30,491.39
561 Tuition To Other School Districts Within the State	2,315.26	19,572.89		21,888.15
562 Tuition To Pennsylvania Charter Schools	359,013.61	359,013.61		718,027.22
568 Tuition To Private Residential Rehabilitative Institutions (PRRI) [In-State] and Detention Centers	1,040.00	17,592.12		18,632.12
569 Tuition – Other	4,107.39			4,107.39
580 Travel	407.95			407.95
<b>Total Other Purchased Services</b>	<b>\$389,308.97</b>	<b>\$404,245.25</b>		<b>\$793,554.22</b>
<b>600 Supplies</b>				
610 General Supplies	193,388.75	127,463.47		320,852.22
630 Food		215.45		215.45
640 Books and Periodicals	9,293.13	2,600.40		11,893.53
650 Supplies & Fees – Technology Related	292,958.35	438,226.12		731,184.47
<b>Total Supplies</b>	<b>\$495,640.23</b>	<b>\$568,505.44</b>		<b>\$1,064,145.67</b>
<b>700 Property</b>				
762 Capitalized Equipment - Replacement	3,849.00			3,849.00
<b>Total Property</b>	<b>\$3,849.00</b>			<b>\$3,849.00</b>
<b>800 Other Objects</b>				
810 Dues and Fees	2,073.50	1,287.50		3,361.00
<b>Total Other Objects</b>	<b>\$2,073.50</b>	<b>\$1,287.50</b>		<b>\$3,361.00</b>
<b>Total 1100 Regular Programs – Elementary / Secondary</b>	<b>\$14,618,274.68</b>	<b>\$12,629,804.65</b>	<b>\$607,065.39</b>	<b>\$27,855,144.72</b>



**General Fund (10)**

**1110 Regular Programs**

	<u>Elementary</u>	<u>Secondary</u>	<u>Federal</u>	<u>Total</u>
<b>100 Personnel Services – Salaries</b>				
100 Personnel Services – Salaries	7,817,746.56	6,892,063.60		14,709,810.16
<b>Total Personnel Services – Salaries</b>	<b>\$7,817,746.56</b>	<b>\$6,892,063.60</b>		<b>\$14,709,810.16</b>
<b>200 Personnel Services – Employee Benefits</b>				
210 Group Insurance – Contracted Provider	108,303.50	97,463.45		205,766.95
220 Social Security Contributions	580,272.75	507,974.50		1,088,247.25
230 PSERS Retirement Contributions	2,531,208.32	2,245,610.26		4,776,818.58
260 Workers' Compensation	59,148.16	50,905.49		110,053.65
270 Group Insurance – Self-Insurance	2,296,644.09	1,303,533.98		3,600,178.07
299 All Other Employee Benefits	17,972.00	46,305.00		64,277.00
<b>Total Personnel Services – Employee Benefits</b>	<b>\$5,593,548.82</b>	<b>\$4,251,792.68</b>		<b>\$9,845,341.50</b>
<b>300 Purchased Professional and Technical Services</b>				
322 Professional Educational Services – Ius	10,710.00	263,902.73	6,000.00	280,612.73
323 Professional Educational Services – Other Educational Agencies		300.00		300.00
329 Professional Educational Services – Other	295,839.88	236,287.14	2,479.99	534,607.01
<b>Total Purchased Professional and Technical Services</b>	<b>\$306,549.88</b>	<b>\$500,489.87</b>	<b>\$8,479.99</b>	<b>\$815,519.74</b>
<b>400 Purchased Property Services</b>				
430 Repairs and Maintenance Services	8,188.42	10,051.02		18,239.44
440 Rentals	1,369.30	1,369.29		2,738.59
<b>Total Purchased Property Services</b>	<b>\$9,557.72</b>	<b>\$11,420.31</b>		<b>\$20,978.03</b>
<b>500 Other Purchased Services</b>				
510 Student Transportation Services	22,424.76	8,066.63		30,491.39
561 Tuition To Other School Districts Within the State	2,315.26	19,572.89		21,888.15
562 Tuition To Pennsylvania Charter Schools	359,013.61	359,013.61		718,027.22
568 Tuition To Private Residential Rehabilitative Institutions (PRRI) [In-State] and Detention Centers	1,040.00	17,592.12		18,632.12
569 Tuition – Other	4,107.39			4,107.39
580 Travel	407.95			407.95
<b>Total Other Purchased Services</b>	<b>\$389,308.97</b>	<b>\$404,245.25</b>		<b>\$793,554.22</b>
<b>600 Supplies</b>				
610 General Supplies	193,388.75	127,463.47		320,852.22
630 Food		215.45		215.45
640 Books and Periodicals	9,293.13	2,600.40		11,893.53
650 Supplies & Fees – Technology Related	292,958.35	438,226.12		731,184.47
<b>Total Supplies</b>	<b>\$495,640.23</b>	<b>\$568,505.44</b>		<b>\$1,064,145.67</b>
<b>700 Property</b>				
762 Capitalized Equipment - Replacement	3,849.00			3,849.00
<b>Total Property</b>	<b>\$3,849.00</b>			<b>\$3,849.00</b>
<b>800 Other Objects</b>				
810 Dues and Fees	2,073.50	1,287.50		3,361.00
<b>Total Other Objects</b>	<b>\$2,073.50</b>	<b>\$1,287.50</b>		<b>\$3,361.00</b>
<b>Total 1110 Regular Programs</b>	<b>\$14,618,274.68</b>	<b>\$12,629,804.65</b>	<b>\$8,479.99</b>	<b>\$27,256,559.32</b>

**General Fund (10)**

	<u>Elementary</u>	<u>Secondary</u>	<u>Federal</u>	<u>Total</u>
<b>1190 Federally-Funded Regular Programs</b>				
<b>100 Personnel Services – Salaries</b>				
100 Personnel Services – Salaries			380,590.00	380,590.00
<b>Total Personnel Services – Salaries</b>			<b>\$380,590.00</b>	<b>\$380,590.00</b>
<b>200 Personnel Services – Employee Benefits</b>				
210 Group Insurance – Contracted Provider			3,061.36	3,061.36
220 Social Security Contributions			28,355.78	28,355.78
230 PSERS Retirement Contributions			123,958.25	123,958.25
260 Workers' Compensation			2,417.96	2,417.96
270 Group Insurance – Self-Insurance			41,490.65	41,490.65
<b>Total Personnel Services – Employee Benefits</b>			<b>\$199,284.00</b>	<b>\$199,284.00</b>
<b>300 Purchased Professional and Technical Services</b>				
324 Professional Educational Services – Employee Training and Development Services			8,705.40	8,705.40
329 Professional Educational Services – Other			10,006.00	10,006.00
<b>Total Purchased Professional and Technical Services</b>			<b>\$18,711.40</b>	<b>\$18,711.40</b>
<b>Total 1190 Federally-Funded Regular Programs</b>			<b>\$598,585.40</b>	<b>\$598,585.40</b>

**General Fund (10)**

1200 Special Programs – Elementary / Secondary	<u>Elementary</u>	<u>Secondary</u>	<u>Federal</u>	<u>Total</u>
<b>100 Personnel Services – Salaries</b>				
100 Personnel Services – Salaries	1,508,391.55	1,350,269.21	140,225.00	2,998,885.76
<b>Total Personnel Services – Salaries</b>	<b>\$1,508,391.55</b>	<b>\$1,350,269.21</b>	<b>\$140,225.00</b>	<b>\$2,998,885.76</b>
<b>200 Personnel Services – Employee Benefits</b>				
210 Group Insurance – Contracted Provider	30,401.15	22,424.35	2,454.44	55,279.94
220 Social Security Contributions	111,434.48	100,673.41	10,661.00	222,768.89
230 PSERS Retirement Contributions	493,004.10	442,480.57	45,671.30	981,155.97
260 Workers' Compensation	11,801.94	9,959.06	69.77	21,830.77
270 Group Insurance – Self-Insurance	399,033.71	256,718.79	34,008.24	689,760.74
299 All Other Employee Benefits	14,936.75	13,487.75		28,424.50
<b>Total Personnel Services – Employee Benefits</b>	<b>\$1,060,612.13</b>	<b>\$845,743.93</b>	<b>\$92,864.75</b>	<b>\$1,999,220.81</b>
<b>300 Purchased Professional and Technical Services</b>				
322 Professional Educational Services – Ius	897,151.52	897,151.52	484,119.00	2,278,422.04
324 Professional Educational Services – Employee Training and Development Services	493.05	493.05		986.10
329 Professional Educational Services – Other			172,492.00	172,492.00
330 Other Professional Services	3,250.67	3,250.66		6,501.33
<b>Total Purchased Professional and Technical Services</b>	<b>\$900,895.24</b>	<b>\$900,895.23</b>	<b>\$656,611.00</b>	<b>\$2,458,401.47</b>
<b>500 Other Purchased Services</b>				
561 Tuition To Other School Districts Within the State	60.29	115,434.31		115,494.60
562 Tuition To Pennsylvania Charter Schools	204,889.80	204,889.79		409,779.59
567 Tuition To Approved Private Schools (APS) and PA Chartered Schools for the Deaf and Blind		209,183.33		209,183.33
568 Tuition To Private Residential Rehabilitative Institutions (PRRI) [In-State] and Detention Centers	18,246.00	81,417.25		99,663.25
580 Travel	2,548.33	1,204.57		3,752.90
594 IU Payment By Withholding for Institutionalized Children's Programs – Special Classes		3,761.46		3,761.46
<b>Total Other Purchased Services</b>	<b>\$225,744.42</b>	<b>\$615,890.71</b>		<b>\$841,635.13</b>
<b>600 Supplies</b>				
610 General Supplies	12,814.99	6,255.72	24,950.87	44,021.58
650 Supplies & Fees – Technology Related	1,051.60	1,051.60		2,103.20
<b>Total Supplies</b>	<b>\$13,866.59</b>	<b>\$7,307.32</b>	<b>\$24,950.87</b>	<b>\$46,124.78</b>
<b>800 Other Objects</b>				
810 Dues and Fees	10,619.93	10,590.92		21,210.85
<b>Total Other Objects</b>	<b>\$10,619.93</b>	<b>\$10,590.92</b>		<b>\$21,210.85</b>
<b>Total 1200 Special Programs – Elementary / Secondary</b>	<b>\$3,720,129.86</b>	<b>\$3,730,697.32</b>	<b>\$914,651.62</b>	<b>\$8,365,478.80</b>

**General Fund (10)**

	<u>Elementary</u>	<u>Secondary</u>	<u>Federal</u>	<u>Total</u>
<b>1220 Sensory Support</b>				
<b>100 Personnel Services – Salaries</b>				
100 Personnel Services – Salaries	241,987.55	76,190.43		318,177.98
<b>Total Personnel Services – Salaries</b>	<b>\$241,987.55</b>	<b>\$76,190.43</b>		<b>\$318,177.98</b>
<b>200 Personnel Services – Employee Benefits</b>				
210 Group Insurance – Contracted Provider	2,729.50	249.30		2,978.80
220 Social Security Contributions	18,140.77	5,820.26		23,961.03
230 PSERS Retirement Contributions	78,815.45	24,815.06		103,630.51
260 Workers' Compensation	1,686.14	431.17		2,117.31
270 Group Insurance – Self-Insurance	35,568.26	3,344.80		38,913.06
<b>Total Personnel Services – Employee Benefits</b>	<b>\$136,940.12</b>	<b>\$34,660.59</b>		<b>\$171,600.71</b>
<b>500 Other Purchased Services</b>				
580 Travel	588.39			588.39
<b>Total Other Purchased Services</b>	<b>\$588.39</b>			<b>\$588.39</b>
<b>600 Supplies</b>				
610 General Supplies	3,216.00	2,551.79		5,767.79
<b>Total Supplies</b>	<b>\$3,216.00</b>	<b>\$2,551.79</b>		<b>\$5,767.79</b>
<b>Total 1220 Sensory Support</b>	<b>\$382,732.06</b>	<b>\$113,402.81</b>		<b>\$496,134.87</b>

**General Fund (10)**

**1230 Emotional Support**

	<u>Elementary</u>	<u>Secondary</u>	<u>Federal</u>	<u>Total</u>
<b>100 Personnel Services – Salaries</b>				
100 Personnel Services – Salaries	402,071.62	198,748.47	61,812.00	662,632.09
<b>Total Personnel Services – Salaries</b>	<b>\$402,071.62</b>	<b>\$198,748.47</b>	<b>\$61,812.00</b>	<b>\$662,632.09</b>
<b>200 Personnel Services – Employee Benefits</b>				
210 Group Insurance – Contracted Provider	13,685.42	3,530.23	1,227.22	18,442.87
220 Social Security Contributions	28,706.00	14,870.51	4,693.75	48,270.26
230 PSERS Retirement Contributions	135,155.78	69,584.94	20,132.26	224,872.98
260 Workers' Compensation	4,185.57	1,329.36		5,514.93
270 Group Insurance – Self-Insurance	172,835.16	34,618.56	16,990.96	224,444.68
299 All Other Employee Benefits	1,449.00			1,449.00
<b>Total Personnel Services – Employee Benefits</b>	<b>\$356,016.93</b>	<b>\$123,933.60</b>	<b>\$43,044.19</b>	<b>\$522,994.72</b>
<b>500 Other Purchased Services</b>				
580 Travel	461.41			461.41
<b>Total Other Purchased Services</b>	<b>\$461.41</b>			<b>\$461.41</b>
<b>600 Supplies</b>				
610 General Supplies	4,985.42	571.95	1,307.83	6,865.20
<b>Total Supplies</b>	<b>\$4,985.42</b>	<b>\$571.95</b>	<b>\$1,307.83</b>	<b>\$6,865.20</b>
<b>Total 1230 Emotional Support</b>	<b>\$763,535.38</b>	<b>\$323,254.02</b>	<b>\$106,164.02</b>	<b>\$1,192,953.42</b>

**General Fund (10)**

**1240 Academic Support**

	<u>Elementary</u>	<u>Secondary</u>	<u>Federal</u>	<u>Total</u>
<b>100 Personnel Services – Salaries</b>				
100 Personnel Services – Salaries	864,332.38	1,075,330.31	78,413.00	2,018,075.69
<b>Total Personnel Services – Salaries</b>	<b>\$864,332.38</b>	<b>\$1,075,330.31</b>	<b>\$78,413.00</b>	<b>\$2,018,075.69</b>
<b>200 Personnel Services – Employee Benefits</b>				
210 Group Insurance – Contracted Provider	13,986.23	18,644.82	1,227.22	33,858.27
220 Social Security Contributions	64,587.71	79,982.64	5,967.25	150,537.60
230 PSERS Retirement Contributions	279,032.87	348,080.57	25,539.04	652,652.48
260 Workers' Compensation	5,930.23	8,198.53	69.77	14,198.53
270 Group Insurance – Self-Insurance	190,630.29	218,755.43	17,017.28	426,403.00
299 All Other Employee Benefits	13,487.75	13,487.75		26,975.50
<b>Total Personnel Services – Employee Benefits</b>	<b>\$567,655.08</b>	<b>\$687,149.74</b>	<b>\$49,820.56</b>	<b>\$1,304,625.38</b>
<b>300 Purchased Professional and Technical Services</b>				
324 Professional Educational Services – Employee Training and Development Services	493.05	493.05		986.10
330 Other Professional Services	3,250.67	3,250.66		6,501.33
<b>Total Purchased Professional and Technical Services</b>	<b>\$3,743.72</b>	<b>\$3,743.71</b>		<b>\$7,487.43</b>
<b>500 Other Purchased Services</b>				
561 Tuition To Other School Districts Within the State	60.29	115,434.31		115,494.60
567 Tuition To Approved Private Schools (APS) and PA Chartered Schools for the Deaf and Blind		209,183.33		209,183.33
568 Tuition To Private Residential Rehabilitative Institutions (PRRI) [In-State] and Detention Centers	18,246.00	81,417.25		99,663.25
580 Travel	1,498.53	1,204.57		2,703.10
<b>Total Other Purchased Services</b>	<b>\$19,804.82</b>	<b>\$407,239.46</b>		<b>\$427,044.28</b>
<b>600 Supplies</b>				
610 General Supplies	4,613.57	3,131.98	23,643.04	31,388.59
650 Supplies & Fees – Technology Related	1,051.60	1,051.60		2,103.20
<b>Total Supplies</b>	<b>\$5,665.17</b>	<b>\$4,183.58</b>	<b>\$23,643.04</b>	<b>\$33,491.79</b>
<b>800 Other Objects</b>				
810 Dues and Fees	1,430.00	1,400.00		2,830.00
<b>Total Other Objects</b>	<b>\$1,430.00</b>	<b>\$1,400.00</b>		<b>\$2,830.00</b>
<b>Total 1240 Academic Support</b>	<b>\$1,462,631.17</b>	<b>\$2,179,046.80</b>	<b>\$151,876.60</b>	<b>\$3,793,554.57</b>

**General Fund (10)**

	<u>Elementary</u>	<u>Secondary</u>	<u>Federal</u>	<u>Total</u>
<b>1241 Learning Support – Public</b>				
<b>100 Personnel Services – Salaries</b>				
100 Personnel Services – Salaries	825,421.86	899,665.83	78,413.00	1,803,500.69
<b>Total Personnel Services – Salaries</b>	<b>\$825,421.86</b>	<b>\$899,665.83</b>	<b>\$78,413.00</b>	<b>\$1,803,500.69</b>
<b>200 Personnel Services – Employee Benefits</b>				
210 Group Insurance – Contracted Provider	13,325.52	16,192.69	1,227.22	30,745.43
220 Social Security Contributions	61,623.16	66,929.98	5,967.25	134,520.39
230 PSERS Retirement Contributions	266,359.77	290,866.94	25,539.04	582,765.75
260 Workers' Compensation	5,640.82	6,945.93	69.77	12,656.52
270 Group Insurance – Self-Insurance	190,630.29	194,268.80	17,017.28	401,916.37
299 All Other Employee Benefits	13,487.75	13,487.75		26,975.50
<b>Total Personnel Services – Employee Benefits</b>	<b>\$551,067.31</b>	<b>\$588,692.09</b>	<b>\$49,820.56</b>	<b>\$1,189,579.96</b>
<b>300 Purchased Professional and Technical Services</b>				
324 Professional Educational Services – Employee Training and Development Services	493.05	493.05		986.10
330 Other Professional Services	3,250.67	3,250.66		6,501.33
<b>Total Purchased Professional and Technical Services</b>	<b>\$3,743.72</b>	<b>\$3,743.71</b>		<b>\$7,487.43</b>
<b>500 Other Purchased Services</b>				
561 Tuition To Other School Districts Within the State	60.29	115,434.31		115,494.60
567 Tuition To Approved Private Schools (APS) and PA Chartered Schools for the Deaf and Blind		209,183.33		209,183.33
568 Tuition To Private Residential Rehabilitative Institutions (PRRI) [In-State] and Detention Centers	18,246.00	81,417.25		99,663.25
580 Travel	1,254.50	1,166.21		2,420.71
<b>Total Other Purchased Services</b>	<b>\$19,560.79</b>	<b>\$407,201.10</b>		<b>\$426,761.89</b>
<b>600 Supplies</b>				
610 General Supplies	4,511.75	2,949.11	23,643.04	31,103.90
650 Supplies & Fees – Technology Related	1,051.60	1,051.60		2,103.20
<b>Total Supplies</b>	<b>\$5,563.35</b>	<b>\$4,000.71</b>	<b>\$23,643.04</b>	<b>\$33,207.10</b>
<b>Total 1241 Learning Support – Public</b>	<b>\$1,405,357.03</b>	<b>\$1,903,303.44</b>	<b>\$151,876.60</b>	<b>\$3,460,537.07</b>

**General Fund (10)**

**1243 Gifted Support**

	<u>Elementary</u>	<u>Secondary</u>	<u>Federal</u>	<u>Total</u>
<b>100 Personnel Services – Salaries</b>				
100 Personnel Services – Salaries	38,910.52	175,664.48		214,575.00
<b>Total Personnel Services – Salaries</b>	<b>\$38,910.52</b>	<b>\$175,664.48</b>		<b>\$214,575.00</b>
<b>200 Personnel Services – Employee Benefits</b>				
210 Group Insurance – Contracted Provider	660.71	2,452.13		3,112.84
220 Social Security Contributions	2,964.55	13,052.66		16,017.21
230 PSERS Retirement Contributions	12,673.10	57,213.63		69,886.73
260 Workers' Compensation	289.41	1,252.60		1,542.01
270 Group Insurance – Self-Insurance		24,486.63		24,486.63
<b>Total Personnel Services – Employee Benefits</b>	<b>\$16,587.77</b>	<b>\$98,457.65</b>		<b>\$115,045.42</b>
<b>500 Other Purchased Services</b>				
580 Travel	244.03	38.36		282.39
<b>Total Other Purchased Services</b>	<b>\$244.03</b>	<b>\$38.36</b>		<b>\$282.39</b>
<b>600 Supplies</b>				
610 General Supplies	101.82	182.87		284.69
<b>Total Supplies</b>	<b>\$101.82</b>	<b>\$182.87</b>		<b>\$284.69</b>
<b>800 Other Objects</b>				
810 Dues and Fees	1,430.00	1,400.00		2,830.00
<b>Total Other Objects</b>	<b>\$1,430.00</b>	<b>\$1,400.00</b>		<b>\$2,830.00</b>
<b>Total 1243 Gifted Support</b>	<b>\$57,274.14</b>	<b>\$275,743.36</b>		<b>\$333,017.50</b>



**General Fund (10)**

	<u>Elementary</u>	<u>Secondary</u>	<u>Federal</u>	<u>Total</u>
<b>1290 Special Programs - Other Support</b>				
<b>300 <u>Purchased Professional and Technical Services</u></b>				
322 Professional Educational Services – Ius	897,151.52	897,151.52	484,119.00	2,278,422.04
329 Professional Educational Services – Other			172,492.00	172,492.00
<b>Total Purchased Professional and Technical Services</b>	<b>\$897,151.52</b>	<b>\$897,151.52</b>	<b>\$656,611.00</b>	<b>\$2,450,914.04</b>
<b>500 <u>Other Purchased Services</u></b>				
562 Tuition To Pennsylvania Charter Schools	204,889.80	204,889.79		409,779.59
594 IU Payment By Withholding for Institutionalized Children’s Programs – Special Classes		3,761.46		3,761.46
<b>Total Other Purchased Services</b>	<b>\$204,889.80</b>	<b>\$208,651.25</b>		<b>\$413,541.05</b>
<b>800 <u>Other Objects</u></b>				
810 Dues and Fees	9,189.93	9,190.92		18,380.85
<b>Total Other Objects</b>	<b>\$9,189.93</b>	<b>\$9,190.92</b>		<b>\$18,380.85</b>
<b>Total 1290 Special Programs - Other Support</b>	<b>\$1,111,231.25</b>	<b>\$1,114,993.69</b>	<b>\$656,611.00</b>	<b>\$2,882,835.94</b>

**General Fund (10)**

**1300 Vocational Education**

	<u>Elementary</u>	<u>Secondary</u>	<u>Federal</u>	<u>Total</u>
<b>100 Personnel Services – Salaries</b>				
100 Personnel Services – Salaries		863,755.37		863,755.37
<b>Total Personnel Services – Salaries</b>		<b>\$863,755.37</b>		<b>\$863,755.37</b>
<b>200 Personnel Services – Employee Benefits</b>				
210 Group Insurance – Contracted Provider		11,208.39		11,208.39
220 Social Security Contributions		58,199.97		58,199.97
230 PSERS Retirement Contributions		257,760.77		257,760.77
260 Workers' Compensation		6,087.36		6,087.36
270 Group Insurance – Self-Insurance		151,670.24		151,670.24
299 All Other Employee Benefits		63,808.52		63,808.52
<b>Total Personnel Services – Employee Benefits</b>		<b>\$548,735.25</b>		<b>\$548,735.25</b>
<b>400 Purchased Property Services</b>				
430 Repairs and Maintenance Services		1,112.81		1,112.81
440 Rentals		67,897.96		67,897.96
<b>Total Purchased Property Services</b>		<b>\$69,010.77</b>		<b>\$69,010.77</b>
<b>500 Other Purchased Services</b>				
564 Tuition To Career and Technology Centers		900,313.17		900,313.17
580 Travel		119.10		119.10
<b>Total Other Purchased Services</b>		<b>\$900,432.27</b>		<b>\$900,432.27</b>
<b>600 Supplies</b>				
610 General Supplies		44,880.73		44,880.73
<b>Total Supplies</b>		<b>\$44,880.73</b>		<b>\$44,880.73</b>
<b>800 Other Objects</b>				
810 Dues and Fees		2,639.94		2,639.94
<b>Total Other Objects</b>		<b>\$2,639.94</b>		<b>\$2,639.94</b>
<b>Total 1300 Vocational Education</b>		<b>\$2,429,454.33</b>		<b>\$2,429,454.33</b>

**General Fund (10)**

	<u>Elementary</u>	<u>Secondary</u>	<u>Federal</u>	<u>Total</u>
<b>1400 Other Instructional Programs – Elementary / Secondary</b>				
<b>100 Personnel Services – Salaries</b>				
100 Personnel Services – Salaries	3,108.60	66,334.03		69,442.63
<b>Total Personnel Services – Salaries</b>	<b>\$3,108.60</b>	<b>\$66,334.03</b>		<b>\$69,442.63</b>
<b>200 Personnel Services – Employee Benefits</b>				
210 Group Insurance – Contracted Provider		930.76		930.76
220 Social Security Contributions	233.33	4,948.93		5,182.26
230 PSERS Retirement Contributions	1,012.47	21,605.05		22,617.52
260 Workers' Compensation		567.35		567.35
270 Group Insurance – Self-Insurance		12,773.51		12,773.51
<b>Total Personnel Services – Employee Benefits</b>	<b>\$1,245.80</b>	<b>\$40,825.60</b>		<b>\$42,071.40</b>
<b>300 Purchased Professional and Technical Services</b>				
323 Professional Educational Services – Other Educational Agencies		45,267.29		45,267.29
329 Professional Educational Services – Other	932.26	5,719.63		6,651.89
<b>Total Purchased Professional and Technical Services</b>	<b>\$932.26</b>	<b>\$50,986.92</b>		<b>\$51,919.18</b>
<b>500 Other Purchased Services</b>				
567 Tuition To Approved Private Schools (APS) and PA Chartered Schools for the Deaf and Blind		77,700.00		77,700.00
<b>Total Other Purchased Services</b>		<b>\$77,700.00</b>		<b>\$77,700.00</b>
<b>800 Other Objects</b>				
810 Dues and Fees	200.00	200.00		400.00
<b>Total Other Objects</b>	<b>\$200.00</b>	<b>\$200.00</b>		<b>\$400.00</b>
<b>Total 1400 Other Instructional Programs – Elementary / Secondary</b>	<b>\$5,486.66</b>	<b>\$236,046.55</b>		<b>\$241,533.21</b>

General Fund (10)

	<u>Elementary</u>	<u>Secondary</u>	<u>Federal</u>	<u>Total</u>
<b>1430 Homebound Instruction</b>				
<b>100 Personnel Services – Salaries</b>				
100 Personnel Services – Salaries	3,108.60	6,543.60		9,652.20
<b>Total Personnel Services – Salaries</b>	<b>\$3,108.60</b>	<b>\$6,543.60</b>		<b>\$9,652.20</b>
<b>200 Personnel Services – Employee Benefits</b>				
220 Social Security Contributions	233.33	466.60		699.93
230 PSERS Retirement Contributions	1,012.47	2,131.24		3,143.71
<b>Total Personnel Services – Employee Benefits</b>	<b>\$1,245.80</b>	<b>\$2,597.84</b>		<b>\$3,843.64</b>
<b>300 Purchased Professional and Technical Services</b>				
329 Professional Educational Services – Other	932.26	5,719.63		6,651.89
<b>Total Purchased Professional and Technical Services</b>	<b>\$932.26</b>	<b>\$5,719.63</b>		<b>\$6,651.89</b>
<b>Total 1430 Homebound Instruction</b>	<b>\$5,286.66</b>	<b>\$14,861.07</b>		<b>\$20,147.73</b>

**General Fund (10)**

	<u>Elementary</u>	<u>Secondary</u>	<u>Federal</u>	<u>Total</u>
<b>1440 Alternative Regular Education Programs</b>				
<b>100 Personnel Services – Salaries</b>				
100 Personnel Services – Salaries		59,790.43		59,790.43
<b>Total Personnel Services – Salaries</b>		<b>\$59,790.43</b>		<b>\$59,790.43</b>
<b>200 Personnel Services – Employee Benefits</b>				
210 Group Insurance – Contracted Provider		930.76		930.76
220 Social Security Contributions		4,482.33		4,482.33
230 PSERS Retirement Contributions		19,473.81		19,473.81
260 Workers' Compensation		567.35		567.35
270 Group Insurance – Self-Insurance		12,773.51		12,773.51
<b>Total Personnel Services – Employee Benefits</b>		<b>\$38,227.76</b>		<b>\$38,227.76</b>
<b>300 Purchased Professional and Technical Services</b>				
323 Professional Educational Services – Other Educational Agencies		45,267.29		45,267.29
<b>Total Purchased Professional and Technical Services</b>		<b>\$45,267.29</b>		<b>\$45,267.29</b>
<b>500 Other Purchased Services</b>				
567 Tuition To Approved Private Schools (APS) and PA Chartered Schools for the Deaf and Blind		77,700.00		77,700.00
<b>Total Other Purchased Services</b>		<b>\$77,700.00</b>		<b>\$77,700.00</b>
<b>800 Other Objects</b>				
810 Dues and Fees	200.00	200.00		400.00
<b>Total Other Objects</b>	<b>\$200.00</b>	<b>\$200.00</b>		<b>\$400.00</b>
<b>Total 1440 Alternative Regular Education Programs</b>	<b>\$200.00</b>	<b>\$221,185.48</b>		<b>\$221,385.48</b>

**General Fund (10)**

	<u>Elementary</u>	<u>Secondary</u>	<u>Federal</u>	<u>Total</u>
<b>1442 Alternative Education Programs</b>				
<b>100 Personnel Services – Salaries</b>				
100 Personnel Services – Salaries		59,790.43		59,790.43
<b>Total Personnel Services – Salaries</b>		<b>\$59,790.43</b>		<b>\$59,790.43</b>
<b>200 Personnel Services – Employee Benefits</b>				
210 Group Insurance – Contracted Provider		930.76		930.76
220 Social Security Contributions		4,482.33		4,482.33
230 PSERS Retirement Contributions		19,473.81		19,473.81
260 Workers' Compensation		567.35		567.35
270 Group Insurance – Self-Insurance		12,773.51		12,773.51
<b>Total Personnel Services – Employee Benefits</b>		<b>\$38,227.76</b>		<b>\$38,227.76</b>
<b>300 Purchased Professional and Technical Services</b>				
323 Professional Educational Services – Other Educational Agencies		45,267.29		45,267.29
<b>Total Purchased Professional and Technical Services</b>		<b>\$45,267.29</b>		<b>\$45,267.29</b>
<b>500 Other Purchased Services</b>				
567 Tuition To Approved Private Schools (APS) and PA Chartered Schools for the Deaf and Blind		77,700.00		77,700.00
<b>Total Other Purchased Services</b>		<b>\$77,700.00</b>		<b>\$77,700.00</b>
<b>800 Other Objects</b>				
810 Dues and Fees	200.00	200.00		400.00
<b>Total Other Objects</b>	<b>\$200.00</b>	<b>\$200.00</b>		<b>\$400.00</b>
<b>Total 1442 Alternative Education Programs</b>	<b>\$200.00</b>	<b>\$221,185.48</b>		<b>\$221,385.48</b>

General Fund (10)

1500 Nonpublic School Programs

Elementary

Secondary

Federal

Total

300 Purchased Professional and Technical Services

322 Professional Educational Services – lus

1,852.00

1,852.00

**Total Purchased Professional and Technical Services**

**\$1,852.00**

**\$1,852.00**

600 Supplies

610 General Supplies

931.00

931.00

**Total Supplies**

**\$931.00**

**\$931.00**

**Total 1500 Nonpublic School Programs**

**\$2,783.00**

**\$2,783.00**

**General Fund (10)**

**2000 Support Services**

**Total**

**100 Personnel Services – Salaries**

100 Personnel Services – Salaries 6,601,895.34

**Total Personnel Services – Salaries \$6,601,895.34**

**200 Personnel Services – Employee Benefits**

210 Group Insurance – Contracted Provider 125,888.31

220 Social Security Contributions 487,351.32

230 PSERS Retirement Contributions 2,124,002.33

240 Tuition Reimbursement 210,079.75

250 Unemployment Compensation 7,223.66

260 Workers' Compensation 48,997.07

270 Group Insurance – Self-Insurance 2,044,494.54

299 All Other Employee Benefits 52,199.54

**Total Personnel Services – Employee Benefits \$5,100,236.52**

**300 Purchased Professional and Technical Services**

310 Official / Administrative Services 116,528.13

324 Professional Educational Services – Employee Training and Development Services 47,802.35

329 Professional Educational Services – Other 124,522.78

330 Other Professional Services 113,977.59

340 Technical Services 9,738.80

350 Security / Safety Services 79,348.95

**Total Purchased Professional and Technical Services \$491,918.60**

**400 Purchased Property Services**

410 Cleaning Services 194,355.63

420 Utility Services 48,939.16

430 Repairs and Maintenance Services 281,428.57

440 Rentals 150,698.87

460 Extermination Services 9,459.70

490 Other Purchased Property Services 7,645.26

**Total Purchased Property Services \$692,527.19**

**500 Other Purchased Services**

513 Contracted Carriers 1,877,398.11

516 Student Transportation Services From the IU 456,268.18

523 General Property and Liability Insurance 162,440.00

530 Communications 94,487.24

550 Printing and Binding 17,234.78

580 Travel 23,625.55

595 IU Payments By Withholding 25,397.00

599 Other Miscellaneous Purchased Services 8,347.13

**Total Other Purchased Services \$2,665,197.99**

**600 Supplies**

610 General Supplies 397,753.20

620 Energy 708,809.60

630 Food 20,384.96

640 Books and Periodicals 30,623.22



**General Fund (10)**

**2000 Support Services**

**Total**

**600 Supplies**

650 Supplies & Fees – Technology Related

127,341.78

**Total Supplies**

**\$1,284,912.76**

**800 Other Objects**

810 Dues and Fees

111,604.98

**Total Other Objects**

**\$111,604.98**

**Total 2000 Support Services**

**\$16,948,293.38**

**General Fund (10)**

	<u>Elementary</u>	<u>Secondary</u>	<u>Federal</u>	<u>Total</u>
<b>2100 Support Services – Students</b>				
<b>100 Personnel Services – Salaries</b>				
100 Personnel Services – Salaries	472,608.75	603,638.17		1,294,908.99
<b>Total Personnel Services – Salaries</b>	<b>\$472,608.75</b>	<b>\$603,638.17</b>		<b>\$1,294,908.99</b>
<b>200 Personnel Services – Employee Benefits</b>				
210 Group Insurance – Contracted Provider	5,948.10	10,046.38		19,298.64
220 Social Security Contributions	35,399.14	44,549.53		96,431.51
230 PSERS Retirement Contributions	153,890.08	195,491.28		420,273.96
260 Workers' Compensation	3,579.14	3,964.00		9,091.75
270 Group Insurance – Self-Insurance	76,120.08	233,009.43		358,937.77
299 All Other Employee Benefits	25,250.00	4,975.00		30,225.00
<b>Total Personnel Services – Employee Benefits</b>	<b>\$300,186.54</b>	<b>\$492,035.62</b>		<b>\$934,258.63</b>
<b>300 Purchased Professional and Technical Services</b>				
324 Professional Educational Services – Employee Training and Development Services	717.00	717.00		1,434.00
330 Other Professional Services	100.00	100.00		200.00
<b>Total Purchased Professional and Technical Services</b>	<b>\$817.00</b>	<b>\$817.00</b>		<b>\$1,634.00</b>
<b>500 Other Purchased Services</b>				
580 Travel	1,912.73	1,912.71		5,074.91
<b>Total Other Purchased Services</b>	<b>\$1,912.73</b>	<b>\$1,912.71</b>		<b>\$5,074.91</b>
<b>600 Supplies</b>				
610 General Supplies	1,693.64	5,157.29		7,460.68
640 Books and Periodicals	151.09	311.54		462.63
<b>Total Supplies</b>	<b>\$1,844.73</b>	<b>\$5,468.83</b>		<b>\$7,923.31</b>
<b>800 Other Objects</b>				
810 Dues and Fees	764.50	(3,534.50)		(2,770.00)
<b>Total Other Objects</b>	<b>\$764.50</b>	<b>(\$3,534.50)</b>		<b>(\$2,770.00)</b>
<b>Total 2100 Support Services – Students</b>	<b>\$778,134.25</b>	<b>\$1,100,337.83</b>		<b>\$2,241,029.84</b>

**General Fund (10)**

<b>2110 Supervision of Student Services</b>	<u>Elementary</u>	<u>Secondary</u>	<u>Federal</u>	<u>Total</u>
<b>300 <u>Purchased Professional and Technical Services</u></b>				
324 Professional Educational Services – Employee Training and Development Services	717.00	717.00		1,434.00
<b>Total Purchased Professional and Technical Services</b>	<b>\$717.00</b>	<b>\$717.00</b>		<b>\$1,434.00</b>
<b>500 <u>Other Purchased Services</u></b>				
580 Travel	1,232.43	1,232.42		2,464.85
<b>Total Other Purchased Services</b>	<b>\$1,232.43</b>	<b>\$1,232.42</b>		<b>\$2,464.85</b>
<b>600 <u>Supplies</u></b>				
610 General Supplies	13.66	13.66		27.32
<b>Total Supplies</b>	<b>\$13.66</b>	<b>\$13.66</b>		<b>\$27.32</b>
<b>800 <u>Other Objects</u></b>				
810 Dues and Fees	764.50	764.50		1,529.00
<b>Total Other Objects</b>	<b>\$764.50</b>	<b>\$764.50</b>		<b>\$1,529.00</b>
<b>Total 2110 Supervision of Student Services</b>	<b>\$2,727.59</b>	<b>\$2,727.58</b>		<b>\$5,455.17</b>

**General Fund (10)**

	<u>Elementary</u>	<u>Secondary</u>	<u>Federal</u>	<u>Total</u>
<b>2111 Supervision of Student Services – Head of Component</b>				
<b>300 <u>Purchased Professional and Technical Services</u></b>				
324 Professional Educational Services – Employee Training and Development Services	717.00	717.00		1,434.00
<b>Total Purchased Professional and Technical Services</b>	<b>\$717.00</b>	<b>\$717.00</b>		<b>\$1,434.00</b>
<b>500 <u>Other Purchased Services</u></b>				
580 Travel	1,232.43	1,232.42		2,464.85
<b>Total Other Purchased Services</b>	<b>\$1,232.43</b>	<b>\$1,232.42</b>		<b>\$2,464.85</b>
<b>600 <u>Supplies</u></b>				
610 General Supplies	13.66	13.66		27.32
<b>Total Supplies</b>	<b>\$13.66</b>	<b>\$13.66</b>		<b>\$27.32</b>
<b>800 <u>Other Objects</u></b>				
810 Dues and Fees	764.50	764.50		1,529.00
<b>Total Other Objects</b>	<b>\$764.50</b>	<b>\$764.50</b>		<b>\$1,529.00</b>
<b>Total 2111 Supervision of Student Services – Head of Component</b>	<b>\$2,727.59</b>	<b>\$2,727.58</b>		<b>\$5,455.17</b>

**General Fund (10)**

	<u>Elementary</u>	<u>Secondary</u>	<u>Federal</u>	<u>Total</u>
<b>2120 Guidance Services</b>				
<b>100 Personnel Services – Salaries</b>				
100 Personnel Services – Salaries	356,530.24	487,559.66		844,089.90
<b>Total Personnel Services – Salaries</b>	<b>\$356,530.24</b>	<b>\$487,559.66</b>		<b>\$844,089.90</b>
<b>200 Personnel Services – Employee Benefits</b>				
210 Group Insurance – Contracted Provider	4,210.04	8,308.32		12,518.36
220 Social Security Contributions	26,713.04	35,863.43		62,576.47
230 PSERS Retirement Contributions	116,083.27	157,684.48		273,767.75
260 Workers' Compensation	2,714.92	3,099.79		5,814.71
270 Group Insurance – Self-Insurance	50,352.40	207,241.76		257,594.16
299 All Other Employee Benefits	25,250.00	4,975.00		30,225.00
<b>Total Personnel Services – Employee Benefits</b>	<b>\$225,323.67</b>	<b>\$417,172.78</b>		<b>\$642,496.45</b>
<b>300 Purchased Professional and Technical Services</b>				
330 Other Professional Services	100.00	100.00		200.00
<b>Total Purchased Professional and Technical Services</b>	<b>\$100.00</b>	<b>\$100.00</b>		<b>\$200.00</b>
<b>600 Supplies</b>				
610 General Supplies	67.17	3,530.83		3,598.00
640 Books and Periodicals	151.09	311.54		462.63
<b>Total Supplies</b>	<b>\$218.26</b>	<b>\$3,842.37</b>		<b>\$4,060.63</b>
<b>800 Other Objects</b>				
810 Dues and Fees		(4,299.00)		(4,299.00)
<b>Total Other Objects</b>		<b>(\$4,299.00)</b>		<b>(\$4,299.00)</b>
<b>Total 2120 Guidance Services</b>	<b>\$582,172.17</b>	<b>\$904,375.81</b>		<b>\$1,486,547.98</b>

General Fund (10)

2130 Attendance Services

Elementary

Secondary

Federal

Total

100 Personnel Services – Salaries

100 Personnel Services – Salaries

21,522.06

**Total Personnel Services – Salaries**

**\$21,522.06**

200 Personnel Services – Employee Benefits

210 Group Insurance – Contracted Provider

258.04

220 Social Security Contributions

1,646.41

230 PSERS Retirement Contributions

7,009.72

260 Workers' Compensation

156.52

270 Group Insurance – Self-Insurance

8,766.82

**Total Personnel Services – Employee Benefits**

**\$17,837.51**

**Total 2130 Attendance Services**

**\$39,359.57**

**General Fund (10)**

	<u>Elementary</u>	<u>Secondary</u>	<u>Federal</u>	<u>Total</u>
<b>2140 Psychological Services</b>				
<b>100 Personnel Services – Salaries</b>				
100 Personnel Services – Salaries	116,078.51	116,078.51		232,157.02
<b>Total Personnel Services – Salaries</b>	<b>\$116,078.51</b>	<b>\$116,078.51</b>		<b>\$232,157.02</b>
<b>200 Personnel Services – Employee Benefits</b>				
210 Group Insurance – Contracted Provider	1,738.06	1,738.06		3,476.12
220 Social Security Contributions	8,686.10	8,686.10		17,372.20
230 PSERS Retirement Contributions	37,806.81	37,806.80		75,613.61
260 Workers' Compensation	864.22	864.21		1,728.43
270 Group Insurance – Self-Insurance	25,767.68	25,767.67		51,535.35
<b>Total Personnel Services – Employee Benefits</b>	<b>\$74,862.87</b>	<b>\$74,862.84</b>		<b>\$149,725.71</b>
<b>500 Other Purchased Services</b>				
580 Travel	680.30	680.29		1,360.59
<b>Total Other Purchased Services</b>	<b>\$680.30</b>	<b>\$680.29</b>		<b>\$1,360.59</b>
<b>600 Supplies</b>				
610 General Supplies	1,612.81	1,612.80		3,225.61
<b>Total Supplies</b>	<b>\$1,612.81</b>	<b>\$1,612.80</b>		<b>\$3,225.61</b>
<b>Total 2140 Psychological Services</b>	<b>\$193,234.49</b>	<b>\$193,234.44</b>		<b>\$386,468.93</b>

General Fund (10)

2160 Social Work Services

Elementary

Secondary

Federal

Total

100 Personnel Services – Salaries

100 Personnel Services – Salaries

85,483.01

**Total Personnel Services – Salaries**

**\$85,483.01**

200 Personnel Services – Employee Benefits

210 Group Insurance – Contracted Provider

1,227.22

220 Social Security Contributions

6,450.53

230 PSERS Retirement Contributions

27,841.83

260 Workers' Compensation

590.95

270 Group Insurance – Self-Insurance

16,990.96

**Total Personnel Services – Employee Benefits**

**\$53,101.49**

500 Other Purchased Services

580 Travel

243.16

**Total Other Purchased Services**

**\$243.16**

600 Supplies

610 General Supplies

609.75

**Total Supplies**

**\$609.75**

**Total 2160 Social Work Services**

**\$139,437.41**



General Fund (10)

2170 Student Accounting Services

Elementary

Secondary

Federal

Total

100 Personnel Services – Salaries

100 Personnel Services – Salaries

111,657.00

**Total Personnel Services – Salaries**

**\$111,657.00**

200 Personnel Services – Employee Benefits

210 Group Insurance – Contracted Provider

1,818.90

220 Social Security Contributions

8,385.90

230 PSERS Retirement Contributions

36,041.05

260 Workers' Compensation

801.14

270 Group Insurance – Self-Insurance

24,050.48

**Total Personnel Services – Employee Benefits**

**\$71,097.47**

500 Other Purchased Services

580 Travel

1,006.31

**Total Other Purchased Services**

**\$1,006.31**

**Total 2170 Student Accounting Services**

**\$183,760.78**

**General Fund (10)**

	<u>Elementary</u>	<u>Secondary</u>	<u>Federal</u>	<u>Total</u>
<b>2200 Support Services – Instructional Staff</b>				
<b>100 Personnel Services – Salaries</b>				
100 Personnel Services – Salaries	183,624.23	82,186.02		265,810.25
<b>Total Personnel Services – Salaries</b>	<b>\$183,624.23</b>	<b>\$82,186.02</b>		<b>\$265,810.25</b>
<b>200 Personnel Services – Employee Benefits</b>				
210 Group Insurance – Contracted Provider	2,481.69	244.25		2,725.94
220 Social Security Contributions	13,801.55	6,182.95		19,984.50
230 PSERS Retirement Contributions	60,016.71	26,575.02		86,591.73
240 Tuition Reimbursement	115,077.00	90,002.75		205,079.75
260 Workers' Compensation	1,811.91	278.73		2,090.64
270 Group Insurance – Self-Insurance	30,704.36	17,190.62		47,894.98
<b>Total Personnel Services – Employee Benefits</b>	<b>\$223,893.22</b>	<b>\$140,474.32</b>		<b>\$364,367.54</b>
<b>300 Purchased Professional and Technical Services</b>				
324 Professional Educational Services – Employee Training and Development Services	13,261.30	10,131.17		23,392.47
329 Professional Educational Services – Other	69,815.00	51,523.00	3,184.78	124,522.78
330 Other Professional Services	2,725.00	2,725.00		5,450.00
<b>Total Purchased Professional and Technical Services</b>	<b>\$85,801.30</b>	<b>\$64,379.17</b>	<b>\$3,184.78</b>	<b>\$153,365.25</b>
<b>500 Other Purchased Services</b>				
580 Travel	583.07			583.07
<b>Total Other Purchased Services</b>	<b>\$583.07</b>			<b>\$583.07</b>
<b>600 Supplies</b>				
610 General Supplies	1,232.05	5,295.75		6,527.80
630 Food	862.05	862.05		1,724.10
640 Books and Periodicals	17,443.33	9,711.33		27,154.66
650 Supplies & Fees – Technology Related	6,098.90	5,993.89		12,092.79
<b>Total Supplies</b>	<b>\$25,636.33</b>	<b>\$21,863.02</b>		<b>\$47,499.35</b>
<b>800 Other Objects</b>				
810 Dues and Fees		12.00		12.00
<b>Total Other Objects</b>		<b>\$12.00</b>		<b>\$12.00</b>
<b>Total 2200 Support Services – Instructional Staff</b>	<b>\$519,538.15</b>	<b>\$308,914.53</b>	<b>\$3,184.78</b>	<b>\$831,637.46</b>

**General Fund (10)**

	<u>Elementary</u>	<u>Secondary</u>	<u>Federal</u>	<u>Total</u>
<b>2220 Technology Support Services</b>				
<b>100 Personnel Services – Salaries</b>				
100 Personnel Services – Salaries	(3,624.83)	(3,624.83)		(7,249.66)
<b>Total Personnel Services – Salaries</b>	<b>(\$3,624.83)</b>	<b>(\$3,624.83)</b>		<b>(\$7,249.66)</b>
<b>200 Personnel Services – Employee Benefits</b>				
210 Group Insurance – Contracted Provider	74.45	74.45		148.90
220 Social Security Contributions	(295.37)	(295.36)		(590.73)
230 PSERS Retirement Contributions	(1,180.62)	(1,180.61)		(2,361.23)
260 Workers' Compensation	278.74	278.73		557.47
<b>Total Personnel Services – Employee Benefits</b>	<b>(\$1,122.80)</b>	<b>(\$1,122.79)</b>		<b>(\$2,245.59)</b>
<b>Total 2220 Technology Support Services</b>	<b>(\$4,747.63)</b>	<b>(\$4,747.62)</b>		<b>(\$9,495.25)</b>

**General Fund (10)**

	<u>Elementary</u>	<u>Secondary</u>	<u>Federal</u>	<u>Total</u>
<b>2250 School Library Services</b>				
<b>100 Personnel Services – Salaries</b>				
100 Personnel Services – Salaries	178,538.37	74,584.66		253,123.03
<b>Total Personnel Services – Salaries</b>	<b>\$178,538.37</b>	<b>\$74,584.66</b>		<b>\$253,123.03</b>
<b>200 Personnel Services – Employee Benefits</b>				
210 Group Insurance – Contracted Provider	2,407.24	169.80		2,577.04
220 Social Security Contributions	13,405.01	5,683.30		19,088.31
230 PSERS Retirement Contributions	58,175.60	24,292.22		82,467.82
260 Workers' Compensation	1,533.17			1,533.17
270 Group Insurance – Self-Insurance	30,704.36	17,190.62		47,894.98
<b>Total Personnel Services – Employee Benefits</b>	<b>\$106,225.38</b>	<b>\$47,335.94</b>		<b>\$153,561.32</b>
<b>600 Supplies</b>				
610 General Supplies	869.72	4,933.43		5,803.15
640 Books and Periodicals	16,964.06	9,481.70		26,445.76
650 Supplies & Fees – Technology Related	6,098.90	5,993.89		12,092.79
<b>Total Supplies</b>	<b>\$23,932.68</b>	<b>\$20,409.02</b>		<b>\$44,341.70</b>
<b>Total 2250 School Library Services</b>	<b>\$308,696.43</b>	<b>\$142,329.62</b>		<b>\$451,026.05</b>

General Fund (10)

2260 Instruction and Curriculum Development Services

100 Personnel Services – Salaries

100 Personnel Services – Salaries

Total Personnel Services – Salaries

200 Personnel Services – Employee Benefits

220 Social Security Contributions

230 PSERS Retirement Contributions

Total Personnel Services – Employee Benefits

Total 2260 Instruction and Curriculum Development Services

Elementary

Secondary

Federal

Total

2,189.25

2,189.25

\$2,189.25

\$2,189.25

78.94

78.94

343.71

343.71

\$422.65

\$422.65

\$2,611.90

\$2,611.90

**General Fund (10)**

2270 Instructional Staff Professional Development Services	<u>Elementary</u>	<u>Secondary</u>	<u>Federal</u>	<u>Total</u>
<b>100 Personnel Services – Salaries</b>				
100 Personnel Services – Salaries	8,710.69	9,036.94		17,747.63
<b>Total Personnel Services – Salaries</b>	<b>\$8,710.69</b>	<b>\$9,036.94</b>		<b>\$17,747.63</b>
<b>200 Personnel Services – Employee Benefits</b>				
220 Social Security Contributions	691.91	716.07		1,407.98
230 PSERS Retirement Contributions	3,021.73	3,119.70		6,141.43
240 Tuition Reimbursement	115,077.00	90,002.75		205,079.75
<b>Total Personnel Services – Employee Benefits</b>	<b>\$118,790.64</b>	<b>\$93,838.52</b>		<b>\$212,629.16</b>
<b>300 Purchased Professional and Technical Services</b>				
324 Professional Educational Services – Employee Training and Development Services	13,261.30	10,131.17		23,392.47
329 Professional Educational Services – Other	69,815.00	51,523.00	3,184.78	124,522.78
330 Other Professional Services	2,725.00	2,725.00		5,450.00
<b>Total Purchased Professional and Technical Services</b>	<b>\$85,801.30</b>	<b>\$64,379.17</b>	<b>\$3,184.78</b>	<b>\$153,365.25</b>
<b>500 Other Purchased Services</b>				
580 Travel	583.07			583.07
<b>Total Other Purchased Services</b>	<b>\$583.07</b>			<b>\$583.07</b>
<b>600 Supplies</b>				
610 General Supplies	362.33	362.32		724.65
630 Food	862.05	862.05		1,724.10
640 Books and Periodicals	479.27	229.63		708.90
<b>Total Supplies</b>	<b>\$1,703.65</b>	<b>\$1,454.00</b>		<b>\$3,157.65</b>
<b>800 Other Objects</b>				
810 Dues and Fees		12.00		12.00
<b>Total Other Objects</b>		<b>\$12.00</b>		<b>\$12.00</b>
<b>Total 2270 Instructional Staff Professional Development Services</b>	<b>\$215,589.35</b>	<b>\$168,720.63</b>	<b>\$3,184.78</b>	<b>\$387,494.76</b>

**General Fund (10)**

	<u>Elementary</u>	<u>Secondary</u>	<u>Federal</u>	<u>Total</u>
<b>2300 Support Services – Administration</b>				
<b>100 Personnel Services – Salaries</b>				
100 Personnel Services – Salaries	768,820.22	702,126.01		1,966,277.41
<b>Total Personnel Services – Salaries</b>	<b>\$768,820.22</b>	<b>\$702,126.01</b>		<b>\$1,966,277.41</b>
<b>200 Personnel Services – Employee Benefits</b>				
210 Group Insurance – Contracted Provider	14,253.50	12,514.01		33,318.67
220 Social Security Contributions	57,910.21	52,009.69		145,163.45
230 PSERS Retirement Contributions	247,394.11	225,028.32		629,719.55
260 Workers' Compensation	6,608.70	5,718.09		15,363.25
270 Group Insurance – Self-Insurance	245,356.18	249,326.22		559,269.81
299 All Other Employee Benefits	2,106.94			12,124.94
<b>Total Personnel Services – Employee Benefits</b>	<b>\$573,629.64</b>	<b>\$544,596.33</b>		<b>\$1,394,959.67</b>
<b>300 Purchased Professional and Technical Services</b>				
310 Official / Administrative Services				116,528.13
324 Professional Educational Services – Employee Training and Development Services	672.50	672.50		6,562.00
330 Other Professional Services				69,859.87
<b>Total Purchased Professional and Technical Services</b>	<b>\$672.50</b>	<b>\$672.50</b>		<b>\$192,950.00</b>
<b>500 Other Purchased Services</b>				
530 Communications	5,264.39	10,740.82		47,757.46
550 Printing and Binding				7,799.78
580 Travel	1,665.20	75.59		12,215.02
599 Other Miscellaneous Purchased Services				1,038.59
<b>Total Other Purchased Services</b>	<b>\$6,929.59</b>	<b>\$10,816.41</b>		<b>\$68,810.85</b>
<b>600 Supplies</b>				
610 General Supplies	4,466.51	2,957.89		19,393.52
630 Food	111.98	2,998.01		9,521.59
640 Books and Periodicals	1,395.91	42.18		1,734.86
<b>Total Supplies</b>	<b>\$5,974.40</b>	<b>\$5,998.08</b>		<b>\$30,649.97</b>
<b>800 Other Objects</b>				
810 Dues and Fees	1,982.00	1,822.99		36,091.87
<b>Total Other Objects</b>	<b>\$1,982.00</b>	<b>\$1,822.99</b>		<b>\$36,091.87</b>
<b>Total 2300 Support Services – Administration</b>	<b>\$1,358,008.35</b>	<b>\$1,266,032.32</b>		<b>\$3,689,739.77</b>

**General Fund (10)**

	<u>Elementary</u>	<u>Secondary</u>	<u>Federal</u>	<u>Total</u>
<b>2310 Board Services</b>				
<b>100 Personnel Services – Salaries</b>				
100 Personnel Services – Salaries				2,399.80
<b>Total Personnel Services – Salaries</b>				<b>\$2,399.80</b>
<b>200 Personnel Services – Employee Benefits</b>				
220 Social Security Contributions				177.33
230 PSERS Retirement Contributions				781.56
<b>Total Personnel Services – Employee Benefits</b>				<b>\$958.89</b>
<b>300 Purchased Professional and Technical Services</b>				
324 Professional Educational Services – Employee Training and Development Services				3,870.00
330 Other Professional Services				26,984.15
<b>Total Purchased Professional and Technical Services</b>				<b>\$30,854.15</b>
<b>500 Other Purchased Services</b>				
580 Travel				5,273.86
<b>Total Other Purchased Services</b>				<b>\$5,273.86</b>
<b>600 Supplies</b>				
610 General Supplies				713.95
<b>Total Supplies</b>				<b>\$713.95</b>
<b>800 Other Objects</b>				
810 Dues and Fees				27,636.88
<b>Total Other Objects</b>				<b>\$27,636.88</b>
<b>Total 2310 Board Services</b>				<b>\$67,837.53</b>



General Fund (10)

	<u>Elementary</u>	<u>Secondary</u>	<u>Federal</u>	<u>Total</u>
<b>2330 Tax Assessment and Collection Services</b>				
<b>300 <u>Purchased Professional and Technical Services</u></b>				
310 Official / Administrative Services				116,528.13
<b>Total Purchased Professional and Technical Services</b>				<b>\$116,528.13</b>
<b>500 <u>Other Purchased Services</u></b>				
530 Communications				3,831.00
550 Printing and Binding				7,799.78
<b>Total Other Purchased Services</b>				<b>\$11,630.78</b>
<b>Total 2330 Tax Assessment and Collection Services</b>				<b>\$128,158.91</b>

General Fund (10)

2350 Legal and Accounting Services

Elementary

Secondary

Federal

Total

300 Purchased Professional and Technical Services

330 Other Professional Services

34,625.72

**Total Purchased Professional and Technical Services**

**\$34,625.72**

**Total 2350 Legal and Accounting Services**

**\$34,625.72**

**General Fund (10)**

	<u>Elementary</u>	<u>Secondary</u>	<u>Federal</u>	<u>Total</u>
<b>2360 Office of the Superintendent / Executive Director Services</b>				
<b>100 Personnel Services – Salaries</b>				
100 Personnel Services – Salaries				492,931.38
<b>Total Personnel Services – Salaries</b>				<b>\$492,931.38</b>
<b>200 Personnel Services – Employee Benefits</b>				
210 Group Insurance – Contracted Provider				6,551.16
220 Social Security Contributions				35,066.22
230 PSERS Retirement Contributions				156,515.56
260 Workers' Compensation				3,036.46
270 Group Insurance – Self-Insurance				64,587.41
299 All Other Employee Benefits				10,018.00
<b>Total Personnel Services – Employee Benefits</b>				<b>\$275,774.81</b>
<b>300 Purchased Professional and Technical Services</b>				
324 Professional Educational Services – Employee Training and Development Services				1,347.00
330 Other Professional Services				8,250.00
<b>Total Purchased Professional and Technical Services</b>				<b>\$9,597.00</b>
<b>500 Other Purchased Services</b>				
530 Communications	0.90	0.90		1.80
580 Travel				5,200.37
<b>Total Other Purchased Services</b>	<b>\$0.90</b>	<b>\$0.90</b>		<b>\$5,202.17</b>
<b>600 Supplies</b>				
610 General Supplies				1,345.87
630 Food				6,411.60
640 Books and Periodicals				296.77
<b>Total Supplies</b>				<b>\$8,054.24</b>
<b>800 Other Objects</b>				
810 Dues and Fees				3,150.00
<b>Total Other Objects</b>				<b>\$3,150.00</b>
<b>Total 2360 Office of the Superintendent / Executive Director Services</b>	<b>\$0.90</b>	<b>\$0.90</b>		<b>\$794,709.60</b>

**General Fund (10)**

	<u>Elementary</u>	<u>Secondary</u>	<u>Federal</u>	<u>Total</u>
<b>2380 Office of the Principal Services</b>				
<b>100 Personnel Services – Salaries</b>				
100 Personnel Services – Salaries	768,820.22	702,126.01		1,470,946.23
<b>Total Personnel Services – Salaries</b>	<b>\$768,820.22</b>	<b>\$702,126.01</b>		<b>\$1,470,946.23</b>
<b>200 Personnel Services – Employee Benefits</b>				
210 Group Insurance – Contracted Provider	14,253.50	12,514.01		26,767.51
220 Social Security Contributions	57,910.21	52,009.69		109,919.90
230 PSERS Retirement Contributions	247,394.11	225,028.32		472,422.43
260 Workers' Compensation	6,608.70	5,718.09		12,326.79
270 Group Insurance – Self-Insurance	245,356.18	249,326.22		494,682.40
299 All Other Employee Benefits	2,106.94			2,106.94
<b>Total Personnel Services – Employee Benefits</b>	<b>\$573,629.64</b>	<b>\$544,596.33</b>		<b>\$1,118,225.97</b>
<b>300 Purchased Professional and Technical Services</b>				
324 Professional Educational Services – Employee Training and Development Services	672.50	672.50		1,345.00
<b>Total Purchased Professional and Technical Services</b>	<b>\$672.50</b>	<b>\$672.50</b>		<b>\$1,345.00</b>
<b>500 Other Purchased Services</b>				
530 Communications	5,263.49	10,739.92		16,003.41
580 Travel	1,665.20	75.59		1,740.79
<b>Total Other Purchased Services</b>	<b>\$6,928.69</b>	<b>\$10,815.51</b>		<b>\$17,744.20</b>
<b>600 Supplies</b>				
610 General Supplies	4,466.51	2,957.89		7,424.40
630 Food	111.98	2,998.01		3,109.99
640 Books and Periodicals	1,395.91	42.18		1,438.09
<b>Total Supplies</b>	<b>\$5,974.40</b>	<b>\$5,998.08</b>		<b>\$11,972.48</b>
<b>800 Other Objects</b>				
810 Dues and Fees	1,982.00	1,822.99		3,804.99
<b>Total Other Objects</b>	<b>\$1,982.00</b>	<b>\$1,822.99</b>		<b>\$3,804.99</b>
<b>Total 2380 Office of the Principal Services</b>	<b>\$1,358,007.45</b>	<b>\$1,266,031.42</b>		<b>\$2,624,038.87</b>

General Fund (10)

2390 Other Administration Services

Elementary

Secondary

Federal

Total

500 Other Purchased Services

530 Communications

27,921.25

599 Other Miscellaneous Purchased Services

1,038.59

**Total Other Purchased Services**

**\$28,959.84**

600 Supplies

610 General Supplies

9,909.30

**Total Supplies**

**\$9,909.30**

800 Other Objects

810 Dues and Fees

1,500.00

**Total Other Objects**

**\$1,500.00**

**Total 2390 Other Administration Services**

**\$40,369.14**

**General Fund (10)**

	<u>Elementary</u>	<u>Secondary</u>	<u>Federal</u>	<u>Total</u>
<b>2400 Support Services – Pupil Health</b>				
<b>100 Personnel Services – Salaries</b>				
100 Personnel Services – Salaries				410,706.90
<b>Total Personnel Services – Salaries</b>				<b>\$410,706.90</b>
<b>200 Personnel Services – Employee Benefits</b>				
210 Group Insurance – Contracted Provider				9,893.09
220 Social Security Contributions				29,773.59
230 PSERS Retirement Contributions				127,741.40
260 Workers' Compensation				2,924.21
270 Group Insurance – Self-Insurance				127,327.71
<b>Total Personnel Services – Employee Benefits</b>				<b>\$297,660.00</b>
<b>300 Purchased Professional and Technical Services</b>				
324 Professional Educational Services – Employee Training and Development Services				836.00
330 Other Professional Services				4,927.66
<b>Total Purchased Professional and Technical Services</b>				<b>\$5,763.66</b>
<b>400 Purchased Property Services</b>				
430 Repairs and Maintenance Services				356.13
<b>Total Purchased Property Services</b>				<b>\$356.13</b>
<b>500 Other Purchased Services</b>				
580 Travel				80.02
<b>Total Other Purchased Services</b>				<b>\$80.02</b>
<b>600 Supplies</b>				
610 General Supplies				9,183.05
640 Books and Periodicals				156.89
<b>Total Supplies</b>				<b>\$9,339.94</b>
<b>800 Other Objects</b>				
810 Dues and Fees				130.00
<b>Total Other Objects</b>				<b>\$130.00</b>
<b>Total 2400 Support Services – Pupil Health</b>				<b>\$724,036.65</b>

General Fund (10)

2420 Medical Services

Elementary

Secondary

Federal

Total

300 Purchased Professional and Technical Services

330 Other Professional Services

4,442.66

**Total Purchased Professional and Technical Services**

**\$4,442.66**

**Total 2420 Medical Services**

**\$4,442.66**

General Fund (10)

2430 Dental Services

Elementary

Secondary

Federal

Total

300 Purchased Professional and Technical Services

330 Other Professional Services

485.00

**Total Purchased Professional and Technical Services**

**\$485.00**

**Total 2430 Dental Services**

**\$485.00**



**General Fund (10)**

**2440 Nursing Services**

Elementary                      Secondary                      Federal                      Total

<b>100</b>	<b><u>Personnel Services – Salaries</u></b>			
	100 Personnel Services – Salaries			410,706.90
<b>Total Personnel Services – Salaries</b>				<b>\$410,706.90</b>
<b>200</b>	<b><u>Personnel Services – Employee Benefits</u></b>			
	210 Group Insurance – Contracted Provider			9,893.09
	220 Social Security Contributions			29,773.59
	230 PSERS Retirement Contributions			127,741.40
	260 Workers' Compensation			2,924.21
	270 Group Insurance – Self-Insurance			127,327.71
<b>Total Personnel Services – Employee Benefits</b>				<b>\$297,660.00</b>
<b>300</b>	<b><u>Purchased Professional and Technical Services</u></b>			
	324 Professional Educational Services – Employee Training and Development Services			836.00
<b>Total Purchased Professional and Technical Services</b>				<b>\$836.00</b>
<b>400</b>	<b><u>Purchased Property Services</u></b>			
	430 Repairs and Maintenance Services			356.13
<b>Total Purchased Property Services</b>				<b>\$356.13</b>
<b>500</b>	<b><u>Other Purchased Services</u></b>			
	580 Travel			80.02
<b>Total Other Purchased Services</b>				<b>\$80.02</b>
<b>600</b>	<b><u>Supplies</u></b>			
	610 General Supplies			7,268.82
	640 Books and Periodicals			156.89
<b>Total Supplies</b>				<b>\$7,425.71</b>
<b>800</b>	<b><u>Other Objects</u></b>			
	810 Dues and Fees			130.00
<b>Total Other Objects</b>				<b>\$130.00</b>
<b>Total 2440 Nursing Services</b>				<b>\$717,194.76</b>

LEA : 113362403 Elizabethtown Area SD

Printed 11/8/2018 9:07:49 AM

General Fund (10)

2490 Other Health Services

Elementary

Secondary

Federal

Total

600 Supplies

610 General Supplies

1,914.23

**Total Supplies**

**\$1,914.23**

**Total 2490 Other Health Services**

**\$1,914.23**

General Fund (10)

	<u>Elementary</u>	<u>Secondary</u>	<u>Federal</u>	<u>Total</u>
<b>2500 Support Services – Business</b>				
<b>100 Personnel Services – Salaries</b>				
100 Personnel Services – Salaries				406,313.40
<b>Total Personnel Services – Salaries</b>				<b>\$406,313.40</b>
<b>200 Personnel Services – Employee Benefits</b>				
210 Group Insurance – Contracted Provider				10,001.39
220 Social Security Contributions				29,310.82
230 PSERS Retirement Contributions				126,108.64
250 Unemployment Compensation				3,511.66
260 Workers' Compensation				3,253.15
270 Group Insurance – Self-Insurance				146,599.22
<b>Total Personnel Services – Employee Benefits</b>				<b>\$318,784.88</b>
<b>300 Purchased Professional and Technical Services</b>				
324 Professional Educational Services – Employee Training and Development Services				4,084.81
330 Other Professional Services				15,097.06
340 Technical Services				3,692.50
<b>Total Purchased Professional and Technical Services</b>				<b>\$22,874.37</b>
<b>400 Purchased Property Services</b>				
430 Repairs and Maintenance Services				683.91
440 Rentals				135,326.51
<b>Total Purchased Property Services</b>				<b>\$136,010.42</b>
<b>500 Other Purchased Services</b>				
530 Communications				10,844.76
580 Travel				1,515.14
599 Other Miscellaneous Purchased Services				7,308.54
<b>Total Other Purchased Services</b>				<b>\$19,668.44</b>
<b>600 Supplies</b>				
610 General Supplies				16,158.26
630 Food				8,214.03
640 Books and Periodicals				611.66
650 Supplies & Fees – Technology Related				27,624.43
<b>Total Supplies</b>				<b>\$52,608.38</b>
<b>800 Other Objects</b>				
810 Dues and Fees				73,159.11
<b>Total Other Objects</b>				<b>\$73,159.11</b>
<b>Total 2500 Support Services – Business</b>				<b>\$1,029,419.00</b>

**General Fund (10)**

2510 Fiscal Services	<u>Elementary</u>	<u>Secondary</u>	<u>Federal</u>	<u>Total</u>
<b>100 Personnel Services – Salaries</b>				
100 Personnel Services – Salaries				340,308.31
<b>Total Personnel Services – Salaries</b>				<b>\$340,308.31</b>
<b>200 Personnel Services – Employee Benefits</b>				
210 Group Insurance – Contracted Provider				7,552.52
220 Social Security Contributions				25,528.05
230 PSERS Retirement Contributions				114,398.67
250 Unemployment Compensation				3,511.66
260 Workers' Compensation				2,548.42
270 Group Insurance – Self-Insurance				110,997.55
<b>Total Personnel Services – Employee Benefits</b>				<b>\$264,536.87</b>
<b>300 Purchased Professional and Technical Services</b>				
324 Professional Educational Services – Employee Training and Development Services				4,084.81
330 Other Professional Services				15,097.06
340 Technical Services				3,692.50
<b>Total Purchased Professional and Technical Services</b>				<b>\$22,874.37</b>
<b>400 Purchased Property Services</b>				
440 Rentals				135,326.51
<b>Total Purchased Property Services</b>				<b>\$135,326.51</b>
<b>500 Other Purchased Services</b>				
530 Communications				10,844.76
580 Travel				1,515.14
599 Other Miscellaneous Purchased Services				7,308.54
<b>Total Other Purchased Services</b>				<b>\$19,668.44</b>
<b>600 Supplies</b>				
610 General Supplies				10,019.32
630 Food				8,214.03
640 Books and Periodicals				611.66
650 Supplies & Fees – Technology Related				27,624.43
<b>Total Supplies</b>				<b>\$46,469.44</b>
<b>800 Other Objects</b>				
810 Dues and Fees				73,159.11
<b>Total Other Objects</b>				<b>\$73,159.11</b>
<b>Total 2510 Fiscal Services</b>				<b>\$902,343.05</b>

**General Fund (10)**

	<u>Elementary</u>	<u>Secondary</u>	<u>Federal</u>	<u>Total</u>
<b>2511 Supervision of Fiscal Services - Head of Component</b>				
<b>100 Personnel Services – Salaries</b>				
100 Personnel Services – Salaries				293,978.20
<b>Total Personnel Services – Salaries</b>				<b>\$293,978.20</b>
<b>200 Personnel Services – Employee Benefits</b>				
210 Group Insurance – Contracted Provider				6,442.60
220 Social Security Contributions				22,308.30
230 PSERS Retirement Contributions				99,309.05
250 Unemployment Compensation				3,511.66
260 Workers' Compensation				2,204.83
270 Group Insurance – Self-Insurance				95,845.71
<b>Total Personnel Services – Employee Benefits</b>				<b>\$229,622.15</b>
<b>300 Purchased Professional and Technical Services</b>				
324 Professional Educational Services – Employee Training and Development Services				3,563.26
330 Other Professional Services				13,236.00
340 Technical Services				3,692.50
<b>Total Purchased Professional and Technical Services</b>				<b>\$20,491.76</b>
<b>400 Purchased Property Services</b>				
440 Rentals				135,326.51
<b>Total Purchased Property Services</b>				<b>\$135,326.51</b>
<b>500 Other Purchased Services</b>				
530 Communications				10,844.76
580 Travel				1,156.91
599 Other Miscellaneous Purchased Services				7,308.54
<b>Total Other Purchased Services</b>				<b>\$19,310.21</b>
<b>600 Supplies</b>				
610 General Supplies				9,905.58
630 Food				8,214.03
640 Books and Periodicals				611.66
650 Supplies & Fees – Technology Related				27,624.43
<b>Total Supplies</b>				<b>\$46,355.70</b>
<b>800 Other Objects</b>				
810 Dues and Fees				69,949.62
<b>Total Other Objects</b>				<b>\$69,949.62</b>
<b>Total 2511 Supervision of Fiscal Services - Head of Component</b>				<b>\$815,034.15</b>

General Fund (10)

2514 Payroll Services

Elementary

Secondary

Federal

Total

100 Personnel Services – Salaries

100 Personnel Services – Salaries

46,330.11

**Total Personnel Services – Salaries**

**\$46,330.11**

200 Personnel Services – Employee Benefits

210 Group Insurance – Contracted Provider

1,109.92

220 Social Security Contributions

3,219.75

230 PSERS Retirement Contributions

15,089.62

260 Workers' Compensation

343.59

270 Group Insurance – Self-Insurance

15,151.84

**Total Personnel Services – Employee Benefits**

**\$34,914.72**

300 Purchased Professional and Technical Services

324 Professional Educational Services – Employee Training and Development Services

521.55

330 Other Professional Services

1,861.06

**Total Purchased Professional and Technical Services**

**\$2,382.61**

500 Other Purchased Services

580 Travel

358.23

**Total Other Purchased Services**

**\$358.23**

600 Supplies

610 General Supplies

113.74

**Total Supplies**

**\$113.74**

800 Other Objects

810 Dues and Fees

3,209.49

**Total Other Objects**

**\$3,209.49**

**Total 2514 Payroll Services**

**\$87,308.90**

General Fund (10)

	<u>Elementary</u>	<u>Secondary</u>	<u>Federal</u>	<u>Total</u>
<b>2530 Warehousing and Distributing Services</b>				
<b>100 Personnel Services – Salaries</b>				
100 Personnel Services – Salaries				66,005.09
<b>Total Personnel Services – Salaries</b>				<b>\$66,005.09</b>
<b>200 Personnel Services – Employee Benefits</b>				
210 Group Insurance – Contracted Provider				2,448.87
220 Social Security Contributions				3,782.77
230 PSERS Retirement Contributions				11,709.97
260 Workers' Compensation				704.73
270 Group Insurance – Self-Insurance				35,601.67
<b>Total Personnel Services – Employee Benefits</b>				<b>\$54,248.01</b>
<b>400 Purchased Property Services</b>				
430 Repairs and Maintenance Services				683.91
<b>Total Purchased Property Services</b>				<b>\$683.91</b>
<b>600 Supplies</b>				
610 General Supplies				6,138.94
<b>Total Supplies</b>				<b>\$6,138.94</b>
<b>Total 2530 Warehousing and Distributing Services</b>				<b>\$127,075.95</b>

**General Fund (10)**

	<u>Elementary</u>	<u>Secondary</u>	<u>Federal</u>	<u>Total</u>
<b>2600 Operation and Maintenance of Plant Services</b>				
<b>100 Personnel Services – Salaries</b>				
100 Personnel Services – Salaries				1,428,215.87
<b>Total Personnel Services – Salaries</b>				<b>\$1,428,215.87</b>
<b>200 Personnel Services – Employee Benefits</b>				
210 Group Insurance – Contracted Provider				35,760.29
220 Social Security Contributions				106,152.24
230 PSERS Retirement Contributions				468,591.69
250 Unemployment Compensation				3,712.00
260 Workers' Compensation				10,999.66
270 Group Insurance – Self-Insurance				631,505.50
<b>Total Personnel Services – Employee Benefits</b>				<b>\$1,256,721.38</b>
<b>300 Purchased Professional and Technical Services</b>				
324 Professional Educational Services – Employee Training and Development Services				370.25
330 Other Professional Services				18,443.00
350 Security / Safety Services				79,348.95
<b>Total Purchased Professional and Technical Services</b>				<b>\$98,162.20</b>
<b>400 Purchased Property Services</b>				
410 Cleaning Services				194,355.63
420 Utility Services				48,939.16
430 Repairs and Maintenance Services				280,388.53
440 Rentals				14,068.86
460 Extermination Services				9,459.70
490 Other Purchased Property Services				7,645.26
<b>Total Purchased Property Services</b>				<b>\$554,857.14</b>
<b>500 Other Purchased Services</b>				
523 General Property and Liability Insurance				162,440.00
530 Communications				34,113.86
580 Travel				631.71
<b>Total Other Purchased Services</b>				<b>\$197,185.57</b>
<b>600 Supplies</b>				
610 General Supplies	152,453.25	175,111.33		327,564.58
620 Energy				708,809.60
630 Food				500.65
650 Supplies & Fees – Technology Related				11,415.78
<b>Total Supplies</b>	<b>\$152,453.25</b>	<b>\$175,111.33</b>		<b>\$1,048,290.61</b>
<b>800 Other Objects</b>				
810 Dues and Fees				345.00
<b>Total Other Objects</b>				<b>\$345.00</b>
<b>Total 2600 Operation and Maintenance of Plant Services</b>	<b>\$152,453.25</b>	<b>\$175,111.33</b>		<b>\$4,583,777.77</b>



General Fund (10)

	<u>Elementary</u>	<u>Secondary</u>	<u>Federal</u>	<u>Total</u>
<b>2610 Supervision of Operation and Maintenance of Plant Services</b>				
<b>100 Personnel Services – Salaries</b>				
100 Personnel Services – Salaries				121,454.21
<b>Total Personnel Services – Salaries</b>				<b>\$121,454.21</b>
<b>200 Personnel Services – Employee Benefits</b>				
210 Group Insurance – Contracted Provider				1,680.90
220 Social Security Contributions				9,005.34
230 PSERS Retirement Contributions				38,822.84
260 Workers' Compensation				1,641.10
270 Group Insurance – Self-Insurance				12,892.18
<b>Total Personnel Services – Employee Benefits</b>				<b>\$64,042.36</b>
<b>Total 2610 Supervision of Operation and Maintenance of Plant Services</b>				<b>\$185,496.57</b>

General Fund (10)

	<u>Elementary</u>	<u>Secondary</u>	<u>Federal</u>	<u>Total</u>
<b>2611 Supervision of Operation and Maintenance of Plant Services – Head of Component</b>				
<b>100 Personnel Services – Salaries</b>				
100 Personnel Services – Salaries				121,454.21
<b>Total Personnel Services – Salaries</b>				<b>\$121,454.21</b>
<b>200 Personnel Services – Employee Benefits</b>				
210 Group Insurance – Contracted Provider				1,680.90
220 Social Security Contributions				9,005.34
230 PSERS Retirement Contributions				38,822.84
260 Workers' Compensation				1,641.10
270 Group Insurance – Self-Insurance				12,892.18
<b>Total Personnel Services – Employee Benefits</b>				<b>\$64,042.36</b>
<b>Total 2611 Supervision of Operation and Maintenance of Plant Services – Head of Component</b>				<b>\$185,496.57</b>

**General Fund (10)**

	<u>Elementary</u>	<u>Secondary</u>	<u>Federal</u>	<u>Total</u>
<b>2620 Operation of Buildings Services</b>				
<b>100 Personnel Services – Salaries</b>				
100 Personnel Services – Salaries				1,113,414.02
<b>Total Personnel Services – Salaries</b>				<b>\$1,113,414.02</b>
<b>200 Personnel Services – Employee Benefits</b>				
210 Group Insurance – Contracted Provider				29,407.55
220 Social Security Contributions				82,570.47
230 PSERS Retirement Contributions				367,102.01
250 Unemployment Compensation				3,712.00
260 Workers' Compensation				9,358.56
270 Group Insurance – Self-Insurance				544,490.42
<b>Total Personnel Services – Employee Benefits</b>				<b>\$1,036,641.01</b>
<b>300 Purchased Professional and Technical Services</b>				
324 Professional Educational Services – Employee Training and Development Services				370.25
<b>Total Purchased Professional and Technical Services</b>				<b>\$370.25</b>
<b>400 Purchased Property Services</b>				
420 Utility Services				48,939.16
<b>Total Purchased Property Services</b>				<b>\$48,939.16</b>
<b>500 Other Purchased Services</b>				
523 General Property and Liability Insurance				162,440.00
530 Communications				34,113.86
580 Travel				631.71
<b>Total Other Purchased Services</b>				<b>\$197,185.57</b>
<b>600 Supplies</b>				
610 General Supplies	133,495.96	156,154.07		289,650.03
620 Energy				689,421.07
630 Food				500.65
650 Supplies & Fees – Technology Related				11,415.78
<b>Total Supplies</b>	<b>\$133,495.96</b>	<b>\$156,154.07</b>		<b>\$990,987.53</b>
<b>800 Other Objects</b>				
810 Dues and Fees				285.00
<b>Total Other Objects</b>				<b>\$285.00</b>
<b>Total 2620 Operation of Buildings Services</b>	<b>\$133,495.96</b>	<b>\$156,154.07</b>		<b>\$3,387,822.54</b>

**General Fund (10)**

	<u>Elementary</u>	<u>Secondary</u>	<u>Federal</u>	<u>Total</u>
<b>2630 Care and Upkeep of Grounds Services</b>				
<b>100 Personnel Services – Salaries</b>				
100 Personnel Services – Salaries				150,844.06
<b>Total Personnel Services – Salaries</b>				<b>\$150,844.06</b>
<b>200 Personnel Services – Employee Benefits</b>				
210 Group Insurance – Contracted Provider				3,593.52
220 Social Security Contributions				11,381.28
230 PSERS Retirement Contributions				48,823.40
270 Group Insurance – Self-Insurance				57,139.62
<b>Total Personnel Services – Employee Benefits</b>				<b>\$120,937.82</b>
<b>400 Purchased Property Services</b>				
410 Cleaning Services				20,629.50
<b>Total Purchased Property Services</b>				<b>\$20,629.50</b>
<b>600 Supplies</b>				
610 General Supplies	4,195.99	4,195.98		8,391.97
<b>Total Supplies</b>	<b>\$4,195.99</b>	<b>\$4,195.98</b>		<b>\$8,391.97</b>
<b>800 Other Objects</b>				
810 Dues and Fees				60.00
<b>Total Other Objects</b>				<b>\$60.00</b>
<b>Total 2630 Care and Upkeep of Grounds Services</b>	<b>\$4,195.99</b>	<b>\$4,195.98</b>		<b>\$300,863.35</b>

General Fund (10)

	<u>Elementary</u>	<u>Secondary</u>	<u>Federal</u>	<u>Total</u>
<b>2640 Care and Upkeep of Equipment Services</b>				
<b>400 Purchased Property Services</b>				
430 Repairs and Maintenance Services				33,096.96
<b>Total Purchased Property Services</b>				<b>\$33,096.96</b>
<b>600 Supplies</b>				
610 General Supplies	13,812.83	13,812.82		27,625.65
620 Energy				269.50
<b>Total Supplies</b>	<b>\$13,812.83</b>	<b>\$13,812.82</b>		<b>\$27,895.15</b>
<b>Total 2640 Care and Upkeep of Equipment Services</b>	<b>\$13,812.83</b>	<b>\$13,812.82</b>		<b>\$60,992.11</b>

General Fund (10)

	<u>Elementary</u>	<u>Secondary</u>	<u>Federal</u>	<u>Total</u>
<b>2650 Vehicle Operation and Maintenance Services (Other Than Student Transportation Vehicles)</b>				
<b>400 Purchased Property Services</b>				
430 Repairs and Maintenance Services				11,255.76
<b>Total Purchased Property Services</b>				<b>\$11,255.76</b>
<b>600 Supplies</b>				
610 General Supplies	948.47	948.46		1,896.93
620 Energy				19,119.03
<b>Total Supplies</b>	<b>\$948.47</b>	<b>\$948.46</b>		<b>\$21,015.96</b>
<b>Total 2650 Vehicle Operation and Maintenance Services (Other Than Student Transportation Vehicles)</b>	<b>\$948.47</b>	<b>\$948.46</b>		<b>\$32,271.72</b>

General Fund (10)

2660 Safety and Security Services

Elementary

Secondary

Federal

Total

100 Personnel Services – Salaries

100 Personnel Services – Salaries

42,503.58

**Total Personnel Services – Salaries**

**\$42,503.58**

200 Personnel Services – Employee Benefits

210 Group Insurance – Contracted Provider

1,078.32

220 Social Security Contributions

3,195.15

230 PSERS Retirement Contributions

13,843.44

270 Group Insurance – Self-Insurance

16,983.28

**Total Personnel Services – Employee Benefits**

**\$35,100.19**

300 Purchased Professional and Technical Services

330 Other Professional Services

1,000.00

350 Security / Safety Services

79,348.95

**Total Purchased Professional and Technical Services**

**\$80,348.95**

**Total 2660 Safety and Security Services**

**\$157,952.72**

General Fund (10)

	<u>Elementary</u>	<u>Secondary</u>	<u>Federal</u>	<u>Total</u>
<b>2690 Other Operation and Maintenance of Plant Services</b>				
<b>300 <u>Purchased Professional and Technical Services</u></b>				
330 Other Professional Services				17,443.00
<b>Total Purchased Professional and Technical Services</b>				<b>\$17,443.00</b>
<b>400 <u>Purchased Property Services</u></b>				
410 Cleaning Services				173,726.13
430 Repairs and Maintenance Services				236,035.81
440 Rentals				14,068.86
460 Extermination Services				9,459.70
490 Other Purchased Property Services				7,645.26
<b>Total Purchased Property Services</b>				<b>\$440,935.76</b>
<b>Total 2690 Other Operation and Maintenance of Plant Services</b>				<b>\$458,378.76</b>



General Fund (10)

	<u>Elementary</u>	<u>Secondary</u>	<u>Federal</u>	<u>Total</u>
<b>2700 Student Transportation Services</b>				
<b>100 Personnel Services – Salaries</b>				
100 Personnel Services – Salaries				45,430.50
<b>Total Personnel Services – Salaries</b>				<b>\$45,430.50</b>
<b>200 Personnel Services – Employee Benefits</b>				
210 Group Insurance – Contracted Provider				1,166.56
220 Social Security Contributions				3,212.11
230 PSERS Retirement Contributions				14,796.78
270 Group Insurance – Self-Insurance				21,303.76
<b>Total Personnel Services – Employee Benefits</b>				<b>\$40,479.21</b>
<b>300 Purchased Professional and Technical Services</b>				
324 Professional Educational Services – Employee Training and Development Services				3,691.25
<b>Total Purchased Professional and Technical Services</b>				<b>\$3,691.25</b>
<b>500 Other Purchased Services</b>				
513 Contracted Carriers				1,877,398.11
516 Student Transportation Services From the IU				456,268.18
580 Travel				1,355.74
<b>Total Other Purchased Services</b>				<b>\$2,335,022.03</b>
<b>600 Supplies</b>				
650 Supplies & Fees – Technology Related				19,350.00
<b>Total Supplies</b>				<b>\$19,350.00</b>
<b>800 Other Objects</b>				
810 Dues and Fees				65.00
<b>Total Other Objects</b>				<b>\$65.00</b>
<b>Total 2700 Student Transportation Services</b>				<b>\$2,444,037.99</b>

General Fund (10)

2710 Supervision of Student Transportation Services

Elementary

Secondary

Federal

Total

100 Personnel Services – Salaries

100 Personnel Services – Salaries 43,368.00

**Total Personnel Services – Salaries \$43,368.00**

200 Personnel Services – Employee Benefits

210 Group Insurance – Contracted Provider 1,166.56

220 Social Security Contributions 3,054.29

230 PSERS Retirement Contributions 14,125.02

270 Group Insurance – Self-Insurance 21,303.76

**Total Personnel Services – Employee Benefits \$39,649.63**

300 Purchased Professional and Technical Services

324 Professional Educational Services – Employee Training and Development Services 3,691.25

**Total Purchased Professional and Technical Services \$3,691.25**

500 Other Purchased Services

516 Student Transportation Services From the IU 231,546.45

580 Travel 1,355.74

**Total Other Purchased Services \$232,902.19**

600 Supplies

650 Supplies & Fees – Technology Related 19,350.00

**Total Supplies \$19,350.00**

800 Other Objects

810 Dues and Fees 65.00

**Total Other Objects \$65.00**

**Total 2710 Supervision of Student Transportation Services \$339,026.07**

General Fund (10)

2711 Supervision of Student Transportation Services – Head of Component

Elementary                      Secondary                      Federal                      Total

100 Personnel Services – Salaries  
100 Personnel Services – Salaries 43,368.00

**Total Personnel Services – Salaries \$43,368.00**

200 Personnel Services – Employee Benefits  
210 Group Insurance – Contracted Provider 1,166.56  
220 Social Security Contributions 3,054.29  
230 PSERS Retirement Contributions 14,125.02  
270 Group Insurance – Self-Insurance 21,303.76

**Total Personnel Services – Employee Benefits \$39,649.63**

300 Purchased Professional and Technical Services  
324 Professional Educational Services – Employee Training and Development Services 3,691.25

**Total Purchased Professional and Technical Services \$3,691.25**

500 Other Purchased Services  
516 Student Transportation Services From the IU 231,546.45  
580 Travel 1,355.74

**Total Other Purchased Services \$232,902.19**

600 Supplies  
650 Supplies & Fees – Technology Related 19,350.00

**Total Supplies \$19,350.00**

800 Other Objects  
810 Dues and Fees 65.00

**Total Other Objects \$65.00**

**Total 2711 Supervision of Student Transportation Services – Head of Component \$339,026.07**

LEA : 113362403 Elizabethtown Area SD

Printed 11/8/2018 9:07:49 AM

**General Fund (10)**

**2720 Vehicle Operation Services**

**500 Other Purchased Services**

513 Contracted Carriers

516 Student Transportation Services From the IU

**Total Other Purchased Services**

**Total 2720 Vehicle Operation Services**

Elementary

Secondary

Federal

Total

1,641,295.57

224,721.73

**\$1,866,017.30**

**\$1,866,017.30**

General Fund (10)

2730 Monitoring Services

Elementary

Secondary

Federal

Total

100 Personnel Services – Salaries

100 Personnel Services – Salaries

2,062.50

**Total Personnel Services – Salaries**

**\$2,062.50**

200 Personnel Services – Employee Benefits

220 Social Security Contributions

157.82

230 PSERS Retirement Contributions

671.76

**Total Personnel Services – Employee Benefits**

**\$829.58**

**Total 2730 Monitoring Services**

**\$2,892.08**

General Fund (10)

2750 Nonpublic Transportation

Elementary

Secondary

Federal

Total

500 Other Purchased Services

513 Contracted Carriers

236,102.54

**Total Other Purchased Services**

**\$236,102.54**

**Total 2750 Nonpublic Transportation**

**\$236,102.54**

General Fund (10)

2800 Support Services – Central

Elementary

Secondary

Federal

Total

100 Personnel Services – Salaries

100 Personnel Services – Salaries 784,232.02

**Total Personnel Services – Salaries \$784,232.02**

200 Personnel Services – Employee Benefits

210 Group Insurance – Contracted Provider 13,723.73

220 Social Security Contributions 57,323.10

230 PSERS Retirement Contributions 250,178.58

240 Tuition Reimbursement 5,000.00

260 Workers' Compensation 5,274.41

270 Group Insurance – Self-Insurance 151,655.79

299 All Other Employee Benefits 9,849.60

**Total Personnel Services – Employee Benefits \$493,005.21**

300 Purchased Professional and Technical Services

324 Professional Educational Services – Employee Training and Development Services 7,431.57

340 Technical Services 6,046.30

**Total Purchased Professional and Technical Services \$13,477.87**

400 Purchased Property Services

440 Rentals 1,303.50

**Total Purchased Property Services \$1,303.50**

500 Other Purchased Services

530 Communications 1,771.16

550 Printing and Binding 9,435.00

580 Travel 2,169.94

**Total Other Purchased Services \$13,376.10**

600 Supplies

610 General Supplies 11,465.31

630 Food 424.59

640 Books and Periodicals 502.52

650 Supplies & Fees – Technology Related 56,858.78

**Total Supplies \$69,251.20**

800 Other Objects

810 Dues and Fees 4,572.00

**Total Other Objects \$4,572.00**

**Total 2800 Support Services – Central \$1,379,217.90**

General Fund (10)

2810 Planning, Research, Development and Evaluation Services

Elementary

Secondary

Federal

Total

100 Personnel Services – Salaries

100 Personnel Services – Salaries 495,212.32

**Total Personnel Services – Salaries \$495,212.32**

200 Personnel Services – Employee Benefits

210 Group Insurance – Contracted Provider 8,297.93

220 Social Security Contributions 36,327.22

230 PSERS Retirement Contributions 157,347.58

260 Workers' Compensation 3,291.43

270 Group Insurance – Self-Insurance 93,537.21

**Total Personnel Services – Employee Benefits \$298,801.37**

300 Purchased Professional and Technical Services

324 Professional Educational Services – Employee Training and Development Services 1,775.00

340 Technical Services 798.00

**Total Purchased Professional and Technical Services \$2,573.00**

400 Purchased Property Services

440 Rentals 1,303.50

**Total Purchased Property Services \$1,303.50**

500 Other Purchased Services

580 Travel 2,169.94

**Total Other Purchased Services \$2,169.94**

600 Supplies

610 General Supplies 5,055.30

640 Books and Periodicals 115.57

650 Supplies & Fees – Technology Related 21,035.80

**Total Supplies \$26,206.67**

**Total 2810 Planning, Research, Development and Evaluation Services \$826,266.80**



**General Fund (10)**

	<u>Elementary</u>	<u>Secondary</u>	<u>Federal</u>	<u>Total</u>
<b>2820 Information Services</b>				
<b>100 Personnel Services – Salaries</b>				
100 Personnel Services – Salaries				92,681.00
<b>Total Personnel Services – Salaries</b>				<b>\$92,681.00</b>
<b>200 Personnel Services – Employee Benefits</b>				
210 Group Insurance – Contracted Provider				1,574.66
220 Social Security Contributions				7,024.32
230 PSERS Retirement Contributions				29,697.65
260 Workers' Compensation				653.13
270 Group Insurance – Self-Insurance				17,277.78
<b>Total Personnel Services – Employee Benefits</b>				<b>\$56,227.54</b>
<b>300 Purchased Professional and Technical Services</b>				
324 Professional Educational Services – Employee Training and Development Services				1,240.00
<b>Total Purchased Professional and Technical Services</b>				<b>\$1,240.00</b>
<b>500 Other Purchased Services</b>				
530 Communications				1,771.16
550 Printing and Binding				9,435.00
<b>Total Other Purchased Services</b>				<b>\$11,206.16</b>
<b>600 Supplies</b>				
610 General Supplies				3,748.42
640 Books and Periodicals				20.00
650 Supplies & Fees – Technology Related				22,987.98
<b>Total Supplies</b>				<b>\$26,756.40</b>
<b>800 Other Objects</b>				
810 Dues and Fees				250.00
<b>Total Other Objects</b>				<b>\$250.00</b>
<b>Total 2820 Information Services</b>				<b>\$188,361.10</b>

**General Fund (10)**

	<u>Elementary</u>	<u>Secondary</u>	<u>Federal</u>	<u>Total</u>
<b>2823 Public Information Services</b>				
<b>100 Personnel Services – Salaries</b>				
100 Personnel Services – Salaries				92,681.00
<b>Total Personnel Services – Salaries</b>				<b>\$92,681.00</b>
<b>200 Personnel Services – Employee Benefits</b>				
210 Group Insurance – Contracted Provider				1,574.66
220 Social Security Contributions				7,024.32
230 PSERS Retirement Contributions				29,697.65
260 Workers' Compensation				653.13
270 Group Insurance – Self-Insurance				17,277.78
<b>Total Personnel Services – Employee Benefits</b>				<b>\$56,227.54</b>
<b>300 Purchased Professional and Technical Services</b>				
324 Professional Educational Services – Employee Training and Development Services				1,240.00
<b>Total Purchased Professional and Technical Services</b>				<b>\$1,240.00</b>
<b>500 Other Purchased Services</b>				
530 Communications				1,771.16
550 Printing and Binding				9,435.00
<b>Total Other Purchased Services</b>				<b>\$11,206.16</b>
<b>600 Supplies</b>				
610 General Supplies				3,748.42
640 Books and Periodicals				20.00
650 Supplies & Fees – Technology Related				22,987.98
<b>Total Supplies</b>				<b>\$26,756.40</b>
<b>800 Other Objects</b>				
810 Dues and Fees				250.00
<b>Total Other Objects</b>				<b>\$250.00</b>
<b>Total 2823 Public Information Services</b>				<b>\$188,361.10</b>

General Fund (10)

2830 Staff Services

Elementary                      Secondary                      Federal                      Total

**100 Personnel Services – Salaries**  
100 Personnel Services – Salaries 196,338.70

**Total Personnel Services – Salaries \$196,338.70**

**200 Personnel Services – Employee Benefits**  
210 Group Insurance – Contracted Provider 3,851.14  
220 Social Security Contributions 13,971.56  
230 PSERS Retirement Contributions 63,133.35  
240 Tuition Reimbursement 5,000.00  
260 Workers' Compensation 1,329.85  
270 Group Insurance – Self-Insurance 40,840.80  
299 All Other Employee Benefits 9,849.60

**Total Personnel Services – Employee Benefits \$137,976.30**

**300 Purchased Professional and Technical Services**  
324 Professional Educational Services – Employee Training and Development Services 4,416.57  
340 Technical Services 5,248.30

**Total Purchased Professional and Technical Services \$9,664.87**

**600 Supplies**  
610 General Supplies 2,661.59  
630 Food 424.59  
640 Books and Periodicals 366.95  
650 Supplies & Fees – Technology Related 12,835.00

**Total Supplies \$16,288.13**

**800 Other Objects**  
810 Dues and Fees 4,322.00

**Total Other Objects \$4,322.00**

**Total 2830 Staff Services \$364,590.00**

General Fund (10)

2831 Supervision of Staff Services

Elementary                      Secondary                      Federal                      Total

100 Personnel Services – Salaries

100 Personnel Services – Salaries 196,338.70

**Total Personnel Services – Salaries \$196,338.70**

200 Personnel Services – Employee Benefits

210 Group Insurance – Contracted Provider 3,851.14

220 Social Security Contributions 13,971.56

230 PSERS Retirement Contributions 63,133.35

260 Workers' Compensation 1,329.85

270 Group Insurance – Self-Insurance 40,840.80

299 All Other Employee Benefits 9,849.60

**Total Personnel Services – Employee Benefits \$132,976.30**

300 Purchased Professional and Technical Services

324 Professional Educational Services – Employee Training and Development Services 1,161.55

340 Technical Services 4,151.00

**Total Purchased Professional and Technical Services \$5,312.55**

600 Supplies

610 General Supplies 1,466.54

630 Food 424.59

640 Books and Periodicals 366.95

**Total Supplies \$2,258.08**

800 Other Objects

810 Dues and Fees 600.00

**Total Other Objects \$600.00**

**Total 2831 Supervision of Staff Services \$337,485.63**

**General Fund (10)**

	<u>Elementary</u>	<u>Secondary</u>	<u>Federal</u>	<u>Total</u>
<b>2832 Recruitment and Placement Services</b>				
<b>300 <u>Purchased Professional and Technical Services</u></b>				
340 Technical Services				1,097.30
<b>Total Purchased Professional and Technical Services</b>				<b>\$1,097.30</b>
<b>600 <u>Supplies</u></b>				
650 Supplies & Fees – Technology Related				12,835.00
<b>Total Supplies</b>				<b>\$12,835.00</b>
<b>800 <u>Other Objects</u></b>				
810 Dues and Fees				769.00
<b>Total Other Objects</b>				<b>\$769.00</b>
<b>Total 2832 Recruitment and Placement Services</b>				<b>\$14,701.30</b>

General Fund (10)

	<u>Elementary</u>	<u>Secondary</u>	<u>Federal</u>	<u>Total</u>
<b>2834 Staff Development Services – Non-Instructional, Certified Staff Only</b>				
<b>200 Personnel Services – Employee Benefits</b>				
240 Tuition Reimbursement				5,000.00
<b>Total Personnel Services – Employee Benefits</b>				<b>\$5,000.00</b>
<b>300 Purchased Professional and Technical Services</b>				
324 Professional Educational Services – Employee Training and Development Services				3,255.02
<b>Total Purchased Professional and Technical Services</b>				<b>\$3,255.02</b>
<b>800 Other Objects</b>				
810 Dues and Fees				40.00
<b>Total Other Objects</b>				<b>\$40.00</b>
<b>Total 2834 Staff Development Services – Non-Instructional, Certified Staff Only</b>				<b>\$8,295.02</b>

**General Fund (10)**

**2835 Health Services**

Elementary

Secondary

Federal

Total

**600 Supplies**

610 General Supplies

1,195.05

**Total Supplies**

**\$1,195.05**

**800 Other Objects**

810 Dues and Fees

2,913.00

**Total Other Objects**

**\$2,913.00**

**Total 2835 Health Services**

**\$4,108.05**

General Fund (10)

2900 Other Support Services

Elementary

Secondary

Federal

Total

500 Other Purchased Services

595 IU Payments By Withholding

25,397.00

Total Other Purchased Services

\$25,397.00

Total 2900 Other Support Services

\$25,397.00



General Fund (10)

2910 Support Services Not Listed Elsewhere In the 2000 Series

Elementary

Secondary

Federal

Total

500 Other Purchased Services

595 IU Payments By Withholding

25,397.00

**Total Other Purchased Services**

**\$25,397.00**

**Total 2910 Support Services Not Listed Elsewhere In the 2000 Series**

**\$25,397.00**

**General Fund (10)**

**3000 Operation of Non-Instructional Services**

**Total**

**100 Personnel Services – Salaries**

100 Personnel Services – Salaries 531,178.05

**Total Personnel Services – Salaries \$531,178.05**

**200 Personnel Services – Employee Benefits**

210 Group Insurance – Contracted Provider 2,596.47

220 Social Security Contributions 40,391.07

230 PSERS Retirement Contributions 143,222.91

260 Workers' Compensation 742.47

270 Group Insurance – Self-Insurance 31,963.44

**Total Personnel Services – Employee Benefits \$218,916.36**

**300 Purchased Professional and Technical Services**

330 Other Professional Services 60,056.70

350 Security / Safety Services 5,355.00

390 Other Purchased Professional and Technical Services 79,593.00

**Total Purchased Professional and Technical Services \$145,004.70**

**400 Purchased Property Services**

410 Cleaning Services 4,164.71

430 Repairs and Maintenance Services 8,193.73

**Total Purchased Property Services \$12,358.44**

**500 Other Purchased Services**

510 Student Transportation Services 84,403.62

520 Insurance – General 15,470.00

580 Travel 3,964.01

**Total Other Purchased Services \$103,837.63**

**600 Supplies**

610 General Supplies 200,284.29

650 Supplies & Fees – Technology Related 1,821.75

**Total Supplies \$202,106.04**

**800 Other Objects**

810 Dues and Fees 57,091.05

860 Grants To Municipal and Community Service Organizations 25,973.00

**Total Other Objects \$83,064.05**

**Total 3000 Operation of Non-Instructional Services \$1,296,465.27**



General Fund (10)

3300 Community Services

Elementary

Secondary

Federal

Total

100 Personnel Services – Salaries

100 Personnel Services – Salaries

35,604.55

**Total Personnel Services – Salaries**

**\$35,604.55**

200 Personnel Services – Employee Benefits

220 Social Security Contributions

2,723.70

**Total Personnel Services – Employee Benefits**

**\$2,723.70**

300 Purchased Professional and Technical Services

390 Other Purchased Professional and Technical Services

29,221.05

**Total Purchased Professional and Technical Services**

**\$29,221.05**

800 Other Objects

810 Dues and Fees

28,409.25

860 Grants To Municipal and Community Service Organizations

25,973.00

**Total Other Objects**

**\$54,382.25**

**Total 3300 Community Services**

**\$121,931.55**

**General Fund (10)**

**5000 Other Expenditures and Financing Uses**

Total

**900 Other Uses of Funds**

930 Fund Transfers

3,697,692.41

932 Capital Reserve Fund Transfers Applicable To Fund 32

1,954,600.00

990 Miscellaneous Other Uses of Funds

38,325.00

**Total Other Uses of Funds**

**\$5,690,617.41**

**Total 5000 Other Expenditures and Financing Uses**

**\$5,690,617.41**

General Fund (10)

5200 Interfund Transfers – Out

Elementary

Secondary

Federal

Total

900 Other Uses of Funds

930 Fund Transfers

3,697,692.41

932 Capital Reserve Fund Transfers Applicable To Fund 32

1,954,600.00

**Total Other Uses of Funds**

**\$5,652,292.41**

**Total 5200 Interfund Transfers – Out**

**\$5,652,292.41**

General Fund (10)

5230 Capital Projects Fund Transfers

Elementary

Secondary

Federal

Total

900 Other Uses of Funds

932 Capital Reserve Fund Transfers Applicable To Fund 32

1,954,600.00

**Total Other Uses of Funds**

**\$1,954,600.00**

**Total 5230 Capital Projects Fund Transfers**

**\$1,954,600.00**

LEA : 113362403 Elizabethtown Area SD

Printed 11/8/2018 9:07:58 AM

General Fund (10)

	<u>Elementary</u>	<u>Secondary</u>	<u>Federal</u>	<u>Total</u>
5240 Debt Service Fund Transfers				
900 <u>Other Uses of Funds</u>				
930 Fund Transfers				3,697,692.41
<b>Total Other Uses of Funds</b>				<b>\$3,697,692.41</b>
<b>Total 5240 Debt Service Fund Transfers</b>				<b>\$3,697,692.41</b>



General Fund (10)

5530 Extraordinary Items – Losses

Elementary

Secondary

Federal

Total

900 Other Uses of Funds

990 Miscellaneous Other Uses of Funds

38,325.00

**Total Other Uses of Funds**

**\$38,325.00**

**Total 5530 Extraordinary Items – Losses**

**\$38,325.00**

**Other Capital Projects Fund (39)**

<b>1000 Instruction</b>	<b><u>Total</u></b>
<b>600 <u>Supplies</u></b>	
610 General Supplies	3,530.99
<b>Total Supplies</b>	<b>\$3,530.99</b>
<b>700 <u>Property</u></b>	
752 Capital Equipment – Original and Additional	155,127.00
<b>Total Property</b>	<b>\$155,127.00</b>
<b>Total 1000 Instruction</b>	<b>\$158,657.99</b>

Other Capital Projects Fund (39)

1100 Regular Programs – Elementary / Secondary	<u>Elementary</u>	<u>Secondary</u>	<u>Federal</u>	<u>Total</u>
<b>600 Supplies</b>				
610 General Supplies	3,530.99			3,530.99
<b>Total Supplies</b>	<b>\$3,530.99</b>			<b>\$3,530.99</b>
<b>700 Property</b>				
752 Capital Equipment – Original and Additional	155,127.00			155,127.00
<b>Total Property</b>	<b>\$155,127.00</b>			<b>\$155,127.00</b>
<b>Total 1100 Regular Programs – Elementary / Secondary</b>	<b>\$158,657.99</b>			<b>\$158,657.99</b>

Other Capital Projects Fund (39)

1110 Regular Programs	<u>Elementary</u>	<u>Secondary</u>	<u>Federal</u>	<u>Total</u>
<b>600 Supplies</b>				
610 General Supplies	3,530.99			3,530.99
<b>Total Supplies</b>	<b>\$3,530.99</b>			<b>\$3,530.99</b>
<b>700 Property</b>				
752 Capital Equipment – Original and Additional	155,127.00			155,127.00
<b>Total Property</b>	<b>\$155,127.00</b>			<b>\$155,127.00</b>
<b>Total 1110 Regular Programs</b>	<b>\$158,657.99</b>			<b>\$158,657.99</b>

**Other Capital Projects Fund (39)**

**2000 Support Services**

**Total**

**300 Purchased Professional and Technical Services**

330 Other Professional Services 96,754.25

**Total Purchased Professional and Technical Services \$96,754.25**

**400 Purchased Property Services**

420 Utility Services 709.50

**Total Purchased Property Services \$709.50**

**600 Supplies**

610 General Supplies 1,340.50

620 Energy 20,768.30

**Total Supplies \$22,108.80**

**700 Property**

756 Capitalized Technology Hardware and Equipment – Original 185,613.00

**Total Property \$185,613.00**

**800 Other Objects**

810 Dues and Fees 72.00

**Total Other Objects \$72.00**

**Total 2000 Support Services \$305,257.55**

LEA : 113362403 Elizabethtown Area SD

Printed 11/8/2018 9:07:52 AM

Other Capital Projects Fund (39)

2500 Support Services – Business

Elementary

Secondary

Federal

Total

800 Other Objects

810 Dues and Fees

72.00

**Total Other Objects**

**\$72.00**

**Total 2500 Support Services – Business**

**\$72.00**

Other Capital Projects Fund (39)

	<u>Elementary</u>	<u>Secondary</u>	<u>Federal</u>	<u>Total</u>
2510 Fiscal Services				
800 <u>Other Objects</u>				
810 Dues and Fees				72.00
<b>Total Other Objects</b>				<b>\$72.00</b>
<b>Total 2510 Fiscal Services</b>				<b>\$72.00</b>

Other Capital Projects Fund (39)

2511 Supervision of Fiscal Services - Head of Component

Elementary

Secondary

Federal

Total

800 Other Objects

810 Dues and Fees

72.00

<b>Total Other Objects</b>				<b>\$72.00</b>
<b>Total 2511 Supervision of Fiscal Services - Head of Component</b>				<b>\$72.00</b>



Other Capital Projects Fund (39)

	<u>Elementary</u>	<u>Secondary</u>	<u>Federal</u>	<u>Total</u>
<b>2600 Operation and Maintenance of Plant Services</b>				
<b>300 <u>Purchased Professional and Technical Services</u></b>				
330 Other Professional Services				96,754.25
<b>Total Purchased Professional and Technical Services</b>				<b>\$96,754.25</b>
<b>400 <u>Purchased Property Services</u></b>				
420 Utility Services				709.50
<b>Total Purchased Property Services</b>				<b>\$709.50</b>
<b>600 <u>Supplies</u></b>				
610 General Supplies	1,340.50			1,340.50
620 Energy				20,768.30
<b>Total Supplies</b>	<b>\$1,340.50</b>			<b>\$22,108.80</b>
<b>Total 2600 Operation and Maintenance of Plant Services</b>	<b>\$1,340.50</b>			<b>\$119,572.55</b>

Other Capital Projects Fund (39)

2620 Operation of Buildings Services

400 Purchased Property Services

420 Utility Services

**Total Purchased Property Services**

600 Supplies

610 General Supplies

620 Energy

**Total Supplies**

**Total 2620 Operation of Buildings Services**

Elementary

Secondary

Federal

Total

709.50

**\$709.50**

1,340.50

1,340.50

20,768.30

**\$1,340.50**

**\$22,108.80**

**\$1,340.50**

**\$22,818.30**

Other Capital Projects Fund (39)

2690 Other Operation and Maintenance of Plant Services

Elementary

Secondary

Federal

Total

300 Purchased Professional and Technical Services

330 Other Professional Services

96,754.25

**Total Purchased Professional and Technical Services**

**\$96,754.25**

**Total 2690 Other Operation and Maintenance of Plant Services**

**\$96,754.25**

Other Capital Projects Fund (39)

2800 Support Services – Central

Elementary

Secondary

Federal

Total

700 Property

756 Capitalized Technology Hardware and Equipment – Original

185,613.00

**Total Property**

**\$185,613.00**

**Total 2800 Support Services – Central**

**\$185,613.00**

Other Capital Projects Fund (39)

2810 Planning, Research, Development and Evaluation Services

Elementary

Secondary

Federal

Total

700 Property

756 Capitalized Technology Hardware and Equipment – Original

185,613.00

<b>Total Property</b>				<b>\$185,613.00</b>
<b>Total 2810 Planning, Research, Development and Evaluation Services</b>				<b>\$185,613.00</b>

**Other Capital Projects Fund (39)**

**3000 Operation of Non-Instructional Services**

**Total**

**600 Supplies**

610 General Supplies

8,244.57

**Total Supplies**

**\$8,244.57**

**Total 3000 Operation of Non-Instructional Services**

**\$8,244.57**

Other Capital Projects Fund (39)

3200 Student Activities

Elementary

Secondary

Federal

Total

600 Supplies

610 General Supplies

8,244.57

**Total Supplies**

**\$8,244.57**

**Total 3200 Student Activities**

**\$8,244.57**

**Other Capital Projects Fund (39)**

**4000 Facilities Acquisition, Construction and Improvement Services**

**Total**

**300 Purchased Professional and Technical Services**

330 Other Professional Services 283,045.24

**Total Purchased Professional and Technical Services \$283,045.24**

**400 Purchased Property Services**

440 Rentals 6,935.10

450 Construction Services 11,221,998.56

490 Other Purchased Property Services 8,250.00

**Total Purchased Property Services \$11,237,183.66**

**700 Property**

752 Capital Equipment – Original and Additional 142,610.00

**Total Property \$142,610.00**

**Total 4000 Facilities Acquisition, Construction and Improvement Services \$11,662,838.90**



Other Capital Projects Fund (39)

4300 Architecture and Engineering Services / Educational Specifications Development – Original and Additional

Elementary

Secondary

Federal

Total

300 Purchased Professional and Technical Services

330 Other Professional Services

282,781.24

**Total Purchased Professional and Technical Services**

**\$282,781.24**

**Total 4300 Architecture and Engineering Services / Educational Specifications Development – Original and Additional**

**\$282,781.24**

Other Capital Projects Fund (39)

	<u>Elementary</u>	<u>Secondary</u>	<u>Federal</u>	<u>Total</u>
<b>4600 Existing Building Improvement Services</b>				
<b>300 <u>Purchased Professional and Technical Services</u></b>				
330 Other Professional Services				264.00
<b>Total Purchased Professional and Technical Services</b>				<b>\$264.00</b>
<b>400 <u>Purchased Property Services</u></b>				
440 Rentals				6,935.10
450 Construction Services				11,221,998.56
490 Other Purchased Property Services				8,250.00
<b>Total Purchased Property Services</b>				<b>\$11,237,183.66</b>
<b>700 <u>Property</u></b>				
752 Capital Equipment – Original and Additional				142,610.00
<b>Total Property</b>				<b>\$142,610.00</b>
<b>Total 4600 Existing Building Improvement Services</b>				<b>\$11,380,057.66</b>

**Other Capital Projects Fund (39)**

**5000 Other Expenditures and Financing Uses**

**Total**

**900 Other Uses of Funds**

990 Miscellaneous Other Uses of Funds

5,350.00

**Total Other Uses of Funds**

**\$5,350.00**

**Total 5000 Other Expenditures and Financing Uses**

**\$5,350.00**

Other Capital Projects Fund (39)

5100 Debt Service / Other Expenditures and Financing Uses

Elementary

Secondary

Federal

Total

900 Other Uses of Funds

990 Miscellaneous Other Uses of Funds

5,350.00

**Total Other Uses of Funds**

**\$5,350.00**

**Total 5100 Debt Service / Other Expenditures and Financing Uses**

**\$5,350.00**

Other Capital Projects Fund (39)

5110 Debt Service

Elementary

Secondary

Federal

Total

900 Other Uses of Funds

990 Miscellaneous Other Uses of Funds

5,350.00

**Total Other Uses of Funds**

**\$5,350.00**

**Total 5110 Debt Service**

**\$5,350.00**

**Debt Service Fund (40)**

**5000 Other Expenditures and Financing Uses**

Total

**800 Other Objects**

830 Interest 1,597,692.41

**Total Other Objects \$1,597,692.41**

**900 Other Uses of Funds**

910 Redemption of Principal 2,100,000.00

930 Fund Transfers 3,697,692.41

**Total Other Uses of Funds \$5,797,692.41**

**Total 5000 Other Expenditures and Financing Uses \$7,395,384.82**

Debt Service Fund (40)

5100 Debt Service / Other Expenditures and Financing Uses	<u>Elementary</u>	<u>Secondary</u>	<u>Federal</u>	<u>Total</u>
800 <u>Other Objects</u>				
830 Interest				1,597,692.41
<b>Total Other Objects</b>				<b>\$1,597,692.41</b>
900 <u>Other Uses of Funds</u>				
910 Redemption of Principal				2,100,000.00
<b>Total Other Uses of Funds</b>				<b>\$2,100,000.00</b>
<b>Total 5100 Debt Service / Other Expenditures and Financing Uses</b>				<b>\$3,697,692.41</b>

Debt Service Fund (40)

	<u>Elementary</u>	<u>Secondary</u>	<u>Federal</u>	<u>Total</u>
<b>5110 Debt Service</b>				
<b>800 Other Objects</b>				
830 Interest				1,597,692.41
<b>Total Other Objects</b>				<b>\$1,597,692.41</b>
<b>900 Other Uses of Funds</b>				
910 Redemption of Principal				2,100,000.00
<b>Total Other Uses of Funds</b>				<b>\$2,100,000.00</b>
<b>Total 5110 Debt Service</b>				<b>\$3,697,692.41</b>



Debt Service Fund (40)

5200 Interfund Transfers – Out

Elementary

Secondary

Federal

Total

900 Other Uses of Funds

930 Fund Transfers

3,697,692.41

**Total Other Uses of Funds**

**\$3,697,692.41**

**Total 5200 Interfund Transfers – Out**

**\$3,697,692.41**

Debt Service Fund (40)

5210 General Fund Transfers

Elementary

Secondary

Federal

Total

900 Other Uses of Funds

930 Fund Transfers

3,697,692.41

**Total Other Uses of Funds**

**\$3,697,692.41**

**Total 5210 General Fund Transfers**

**\$3,697,692.41**

	<u>General Fund(10)</u>	<u>Public Purpose Trust(27)</u>	<u>Other Compt Approved (28)</u>	<u>Athletic / Activity(29)</u>	<u>Capital Reserve (690. 1850)(31)</u>
<b>1000 Instruction</b>					
1100 Regular Programs - Elementary / Secondary	27,855,144.72				
1200 Special Programs - Elementary / Secondary	8,365,478.80				
1300 Vocational Education	2,429,454.33				
1400 Other Instructional Programs - Elementary / Secondary	241,533.21				
1500 Nonpublic School Programs	2,783.00				
<b>Total Instruction</b>	<b>\$38,894,394.06</b>				
<b>2000 Support Services</b>					
2100 Support Services - Students	2,241,029.84				
2200 Support Services - Instructional Staff	831,637.46				
2300 Support Services - Administration	3,689,739.77				
2400 Support Services - Pupil Health	724,036.65				
2500 Support Services - Business	1,029,419.00				
2600 Operation and Maintenance of Plant Services	4,583,777.77				
2700 Student Transportation Services	2,444,037.99				
2800 Support Services - Central	1,379,217.90				
2900 Other Support Services	25,397.00				
<b>Total Support Services</b>	<b>\$16,948,293.38</b>				
<b>3000 Operation of Non-Instructional Services</b>					
3200 Student Activities	1,174,533.72				
3300 Community Services	121,931.55				
<b>Total Operation of Non-Instructional Services</b>	<b>\$1,296,465.27</b>				
<b>4000 Facilities Acquisition, Construction and Improvement Services</b>					
4300 Architecture and Engineering Services / Educational Specifications Development - Original and Additional					
4600 Existing Building Improvement Services					
<b>Total Facilities Acquisition, Construction and Improvement Services</b>					
<b>5000 Other Expenditures and Financing Uses</b>					
5100 Debt Service / Other Expenditures and Financing Uses					
5200 Interfund Transfers - Out	5,652,292.41				
5500 Special and Extraordinary Items	38,325.00				
<b>Total Other Expenditures and Financing Uses</b>	<b>\$5,690,617.41</b>				
<b>TOTAL ACTUAL EXPENDITURES &amp; OTHER FINANCING USES</b>	<b>\$62,829,770.12</b>				

	<u>Capital Reserve (1431)(32)</u>	<u>Other Capital Projects Fund(39)</u>	<u>Debt Service(40)</u>	<u>Permanent(90)</u>	<u>Total</u>
<b>1000 Instruction</b>					
1100 Regular Programs - Elementary / Secondary		158,657.99			28,013,802.71
1200 Special Programs - Elementary / Secondary					8,365,478.80
1300 Vocational Education					2,429,454.33
1400 Other Instructional Programs - Elementary / Secondary					241,533.21
1500 Nonpublic School Programs					2,783.00
<b>Total Instruction</b>		<b>\$158,657.99</b>			<b>\$39,053,052.05</b>
<b>2000 Support Services</b>					
2100 Support Services - Students					2,241,029.84
2200 Support Services - Instructional Staff					831,637.46
2300 Support Services - Administration					3,689,739.77
2400 Support Services - Pupil Health					724,036.65
2500 Support Services - Business		72.00			1,029,491.00
2600 Operation and Maintenance of Plant Services		119,572.55			4,703,350.32
2700 Student Transportation Services					2,444,037.99
2800 Support Services - Central		185,613.00			1,564,830.90
2900 Other Support Services					25,397.00
<b>Total Support Services</b>		<b>\$305,257.55</b>			<b>\$17,253,550.93</b>
<b>3000 Operation of Non-Instructional Services</b>					
3200 Student Activities		8,244.57			1,182,778.29
3300 Community Services					121,931.55
<b>Total Operation of Non-Instructional Services</b>		<b>\$8,244.57</b>			<b>\$1,304,709.84</b>
<b>4000 Facilities Acquisition, Construction and Improvement Services</b>					
4300 Architecture and Engineering Services / Educational Specifications Development - Original and Additional		282,781.24			282,781.24
4600 Existing Building Improvement Services		11,380,057.66			11,380,057.66
<b>Total Facilities Acquisition, Construction and Improvement Services</b>		<b>\$11,662,838.90</b>			<b>\$11,662,838.90</b>
<b>5000 Other Expenditures and Financing Uses</b>					
5100 Debt Service / Other Expenditures and Financing Uses		5,350.00	3,697,692.41		3,703,042.41
5200 Interfund Transfers - Out			3,697,692.41		9,349,984.82
5500 Special and Extraordinary Items					38,325.00
<b>Total Other Expenditures and Financing Uses</b>		<b>\$5,350.00</b>	<b>\$7,395,384.82</b>		<b>\$13,091,352.23</b>
<b>TOTAL ACTUAL EXPENDITURES &amp; OTHER FINANCING USES</b>		<b>\$12,140,349.01</b>	<b>\$7,395,384.82</b>		<b>\$82,365,503.95</b>

**PSERS Salary Data (Salary Data should relate to the General Fund only)**

<b>Amount Description</b>	<b>Amount</b>
Total Salary Base for salaries subject to PSERS withholding	26,192,592.34
Total Federally Funded salaries subject to PSERS withholding	520,815.00
	<hr/>

**Title I Expenditure Data**

<b>Amount Description</b>	<b>Amount</b>
Expenditures Funded with Current Title I Funds	489,366.00
Expenditures Funded with Carry over Title I Funds	
	<hr/>
<b>Total Title I Expenditure Data</b>	<b>\$489,366.00</b>
	<hr/>

**Benefits for Staff Relative to Collective Bargaining Agreements**

	<b>OBJECT</b>	<b>COVERED</b>	<b>NOT COVERED</b>	<b>TOTAL</b>
<b>10 General Fund</b>				
	211 Medical Insurance			
	212 Dental Insurance	222,336.08	71,648.48	293,984.56
	215 Eye Care Insurance	41,585.19	12,560.80	54,145.99
	216 Prescription Insurance			
	271 Self-Insurance Medical Benefits	5,013,640.25	1,575,881.56	6,589,521.81
	272 Self-Insurance Dental Benefits			
	275 Self-Insurance Eye Care Benefits			
	276 Self-Insurance Prescription Benefits			
	<b>FUND TOTAL</b>	<b>\$5,277,561.52</b>	<b>\$1,660,090.84</b>	<b>\$6,937,652.36</b>
<b>50 Enterprise Fund</b>				
	211 Medical Insurance			
	212 Dental Insurance		4,997.30	4,997.30
	215 Eye Care Insurance		1,777.78	1,777.78
	216 Prescription Insurance			
	271 Self-Insurance Medical Benefits		80,662.52	80,662.52
	272 Self-Insurance Dental Benefits			
	275 Self-Insurance Eye Care Benefits			
	276 Self-Insurance Prescription Benefits			
	<b>FUND TOTAL</b>		<b>\$87,437.60</b>	<b>\$87,437.60</b>
<b>60 Internal Service Fund</b>	<b>No Self Insurance data to report</b>			
	211 Medical Insurance			
	212 Dental Insurance			
	215 Eye Care Insurance			
	216 Prescription Insurance			
	271 Self-Insurance Medical Benefits			
	272 Self-Insurance Dental Benefits			
	275 Self-Insurance Eye Care Benefits			
	276 Self-Insurance Prescription Benefits			
	<b>FUND TOTAL</b>			
<b>Total of All Funds</b>		<b>\$5,277,561.52</b>	<b>\$1,747,528.44</b>	<b>\$7,025,089.96</b>

LEA : 113362403 Elizabethtown Area SD

Printed 11/8/2018 9:08:11 AM

Function	Special Education (Prior Year)	Nonspecial Education (Prior Year)	Total (Prior Year)	Special Education (Current Year)	Nonspecial Education (Current Year)	Total (Current Year)
2120 Guidance Services	203,716.38	1,085,627.78	1,289,344.16	213,086.86	1,162,487.28	1,375,574.14
2140 Psychological Services	60,970.72	324,919.89	385,890.61	76,376.55	305,506.18	381,882.73
2150 Speech Pathology and Audiology Services						
2160 Social Work Services	22,227.62	118,453.51	140,681.13	21,599.91	117,837.50	139,437.41
2260 Instruction and Curriculum Development Services	2,572.97	13,711.66	16,284.63	2,207.30	404.60	2,611.90
2350 Legal and Accounting Services	8,737.30	46,562.08	55,299.38	5,363.79	29,261.93	34,625.72
2420 Medical Services	86.90	463.10	550.00	688.20	3,754.46	4,442.66
2440 Nursing Services	114,328.05	609,267.23	723,595.28	111,098.90	606,095.86	717,194.76
2700 Student Transportation Services	538,955.97	1,756,596.47	2,295,552.44	456,268.18	1,987,769.81	2,444,037.99
<b>Total</b>	<b>\$951,595.91</b>	<b>\$3,955,601.72</b>	<b>\$4,907,197.63</b>	<b>\$886,689.69</b>	<b>\$4,213,117.62</b>	<b>\$5,099,807.31</b>

(PRINCIPAL AMOUNTS ONLY)

**GOVERNMENTAL FUNDS/ ACTIVITIES**

	Short-Term Borrowing	General Obligation Bonds/Notes	Authority Building Obligations	Other Long-Term Debt	Other Post-Employment Benefits (OPEB)	Compensated Absences	Net Pension Liability	Total
1. Debt at Beginning of Fiscal Year		54,115,000.00			833,573.00	1,178,210.00	94,169,000.00	150,295,783.00
2. Additional Debt Incurred During Year					7,146,427.00			7,146,427.00
3. Retirements and Repayments		2,100,000.00				4,742.00	2,852,000.00	4,956,742.00
4. Debt at End of Fiscal Year		52,015,000.00			7,980,000.00	1,173,468.00	91,317,000.00	152,485,468.00
5. Accreted Interest at End Of Fiscal Year								
6. Total Debt and Accreted Interest		52,015,000.00			7,980,000.00	1,173,468.00	91,317,000.00	152,485,468.00
7. Current Portion P&I - Due within 1 year		2,175,000.00						2,175,000.00
8. Interest Paid during current fiscal year		1,597,692.41						1,597,692.41

(PRINCIPAL AMOUNTS ONLY)

**PROPRIETARY FUNDS**

	Short-Term Borrowing	General Obligation Bonds/Notes	Authority Building Obligations	Other Long-Term Debt	Other Post-Employment Benefits (OPEB)	Compensated Absences	Net Pension Liability	Total
1. Debt at Beginning of Fiscal Year							1,922,000.00	1,922,000.00
2. Additional Debt Incurred During Year					81,000.00			81,000.00
3. Retirements and Repayments							58,000.00	58,000.00
4. Debt at End of Fiscal Year					81,000.00		1,864,000.00	1,945,000.00
5. Accreted Interest at End Of Fiscal Year								
6. Total Debt and Accreted Interest					81,000.00		1,864,000.00	1,945,000.00
7. Current Portion P&I - Due within 1 year								
8. Interest Paid during current fiscal year								



**Total Principal and Interest Payments Made by Your School - All Funds**

Function	Fund		Principal (910)	Principal (920)	Interest (830)	Total (Principal +Interest)	Misc Other Uses (990)
5110	10	General Fund					
5110	20	Special Revenue Funds					
5110	30	Capital Projects Funds					5,350.00
5110	40	Debt Service Fund	2,100,000.00		1,597,692.41	3,697,692.41	
5110	90	Permanent Fund					
5120	10	General Fund					
5120	20	Special Revenue Funds					
5120	30	Capital Projects Funds					
5120	40	Debt Service Fund					
<b>Total Debt Payments - Governmental Funds</b>			<b>\$2,100,000.00</b>		<b>\$1,597,692.41</b>	<b>\$3,697,692.41</b>	<b>\$5,350.00</b>

Function	Fund		Principal (910)	Principal (920)	Interest (830)	Total (Principal +Interest)
5110	50	Enterprise Fund				
5110	60	Internal Service Fund				
5120	50	Enterprise Fund				
5120	60	Internal Service Fund				
<b>Total Debt Payments - Proprietary Funds</b>						

**Debt Details**  
**Governmental Funds/ Activities**

Debt Category	Debt Issue Date (MM/YYYY)	Principal Amounts Only			Debt at End of Fiscal Year	Current Portion Due Within One Year (Principal and Interest)	Interest Paid During Fiscal Year
		Debt at Beginning of Fiscal Year	Additions	Reductions / Repayments			
General Obligation Bonds/Notes – CIB	05/2017	9,525,000.00			9,525,000.00	5,000.00	384,447.41
General Obligation Bonds/Notes – CIB	12/2016	5,380,000.00		15,000.00	5,365,000.00	15,000.00	159,465.00
General Obligation Bonds/Notes – CIB	12/2016	4,585,000.00		50,000.00	4,535,000.00	45,000.00	159,482.50
General Obligation Bonds/Notes – CIB	06/2015	8,720,000.00		60,000.00	8,660,000.00	65,000.00	254,437.50
General Obligation Bonds/Notes – CIB	08/2015	8,220,000.00		610,000.00	7,610,000.00	65,000.00	219,535.00
General Obligation Bonds/Notes – CIB	10/2013	9,055,000.00		65,000.00	8,990,000.00	700,000.00	238,317.50
General Obligation Bonds/Notes – CIB	03/2012	8,630,000.00		1,300,000.00	7,330,000.00	1,280,000.00	182,007.50
Compensated Absences		1,178,210.00		4,742.00	1,173,468.00		
Other Post-Employment Benefits (OPEB)		833,573.00	7,146,427.00		7,980,000.00		
Net Pension Liability		94,169,000.00		2,852,000.00	91,317,000.00		
<b>Totals for Debt Entered:</b>		<b>\$150,295,783.00</b>	<b>\$7,146,427.00</b>	<b>\$4,956,742.00</b>	<b>\$152,485,468.00</b>	<b>\$2,175,000.00</b>	<b>\$1,597,692.41</b>

**Bond Details**  
**Proprietary Funds**

Debt Category	Debt Issue Date (MM/YYYY)	Principal Amounts Only			Debt at End of Fiscal Year	Current Portion Due Within One Year (Principal and Interest)	Interest Paid During Fiscal Year
		Debt at Beginning of Fiscal Year	Additions	Reductions / Repayments			
Other Post-Employment Benefits (OPEB)			81,000.00		81,000.00		
Net Pension Liability		1,922,000.00		58,000.00	1,864,000.00		
<b>Totals for Debt Entered:</b>		<b>\$1,922,000.00</b>	<b>\$81,000.00</b>	<b>\$58,000.00</b>	<b>\$1,945,000.00</b>		

**General Fund (10)**

**Section 1: Tuition/Purchased Services as Reported within Expenditure Detail**

	<b>Amount</b>
Tuition Reported in General Fund Expenditures 1000-560	2,574,788.82
Purchased Services in General Fund Expenditures 1000-594 and 1000-597	3,761.46

<b>Section 1 Total</b>	<b>\$2,578,550.28</b>
------------------------	-----------------------

**Section 2: Tuition Paid to Institution Types During Fiscal Year**

	<b>Tuition Paid For Nonspecial Education</b>	<b>Tuition Paid For Special Education</b>	<b>Total</b>
1 1306 Institutions			
2 Institutionalized Children's Programs			
3 Juveniles Incarcerated in Adult Facilities			
4 Residential Treatment Facilities			
5 Other Local Education Agencies	21,888.15	115,494.60	137,382.75
6 Brick and Mortar Charter Schools			
7 Cyber Charter Schools	718,027.22	409,779.59	1,127,806.81
8 Career and Technology Centers	900,313.17		900,313.17
9 Approved Private Schools	18,632.12	209,183.33	227,815.45
10 PA Chartered Schools for the Deaf and Blind			
11 Private Residential Rehabilitative Institutions	4,107.39	99,663.25	103,770.64
12 Juvenile Detention Centers			
13 Special Program Jointures			
14 Other Tuition Not Included Elsewhere In This Section	77,700.00	3,761.46	81,461.46

<b>Section 2 Total</b>	<b>\$1,740,668.05</b>	<b>\$837,882.23</b>	<b>\$2,578,550.28</b>
------------------------	-----------------------	---------------------	-----------------------

**Food Service / Cafeteria Operations Fund (51)**

**3000 Operation of Non-Instructional Services**

**Total**

**100 Personnel Services – Salaries**

100 Personnel Services – Salaries 412,449.00

**Total Personnel Services – Salaries \$412,449.00**

**200 Personnel Services – Employee Benefits**

210 Group Insurance – Contracted Provider 7,226.58

220 Social Security Contributions 30,988.47

230 PSERS Retirement Contributions 172,965.33

270 Group Insurance – Self-Insurance 80,662.52

280 Other Post-Employment Benefits (OPEB) 1,660.00

292 Health Savings Accounts 2,415.00

**Total Personnel Services – Employee Benefits \$295,917.90**

**300 Purchased Professional and Technical Services**

324 Professional Educational Services – Employee Training and Development Services 315.00

330 Other Professional Services 807,059.03

**Total Purchased Professional and Technical Services \$807,374.03**

**400 Purchased Property Services**

430 Repairs and Maintenance Services 9,879.64

**Total Purchased Property Services \$9,879.64**

**500 Other Purchased Services**

530 Communications 3,793.00

580 Travel 605.78

**Total Other Purchased Services \$4,398.78**

**600 Supplies**

610 General Supplies 36,478.79

620 Energy 347.00

630 Food 85,332.13

**Total Supplies \$122,157.92**

**700 Property**

740 Depreciation 89.16

**Total Property \$89.16**

**800 Other Objects**

810 Dues and Fees 2,829.85

**Total Other Objects \$2,829.85**

**Total 3000 Operation of Non-Instructional Services \$1,655,096.28**

**Food Service / Cafeteria Operations Fund (51)**

	<u>Elementary</u>	<u>Secondary</u>	<u>Federal</u>	<u>Total</u>
<b>3100 Food Services</b>				
<b>100 Personnel Services – Salaries</b>				
100 Personnel Services – Salaries				412,449.00
<b>Total Personnel Services – Salaries</b>				<b>\$412,449.00</b>
<b>200 Personnel Services – Employee Benefits</b>				
210 Group Insurance – Contracted Provider				7,226.58
220 Social Security Contributions				30,988.47
230 PSERS Retirement Contributions				172,965.33
270 Group Insurance – Self-Insurance				80,662.52
280 Other Post-Employment Benefits (OPEB)				1,660.00
292 Health Savings Accounts				2,415.00
<b>Total Personnel Services – Employee Benefits</b>				<b>\$295,917.90</b>
<b>300 Purchased Professional and Technical Services</b>				
324 Professional Educational Services – Employee Training and Development Services				315.00
330 Other Professional Services				807,059.03
<b>Total Purchased Professional and Technical Services</b>				<b>\$807,374.03</b>
<b>400 Purchased Property Services</b>				
430 Repairs and Maintenance Services				9,879.64
<b>Total Purchased Property Services</b>				<b>\$9,879.64</b>
<b>500 Other Purchased Services</b>				
530 Communications				3,793.00
580 Travel				605.78
<b>Total Other Purchased Services</b>				<b>\$4,398.78</b>
<b>600 Supplies</b>				
610 General Supplies				36,478.79
620 Energy				347.00
630 Food				85,332.13
<b>Total Supplies</b>				<b>\$122,157.92</b>
<b>700 Property</b>				
740 Depreciation				89.16
<b>Total Property</b>				<b>\$89.16</b>
<b>800 Other Objects</b>				
810 Dues and Fees				2,829.85
<b>Total Other Objects</b>				<b>\$2,829.85</b>
<b>Total 3100 Food Services</b>				<b>\$1,655,096.28</b>

	<u>Food Service(51)</u>	<u>Child Care Operations(52)</u>	<u>Other Enterprise(58)</u>	<u>Internal Service(60)</u>	<u>Total</u>
<b>3000 <u>Operation of Non-Instructional Services</u></b>					
3100 Food Services	1,655,096.28				1,655,096.28
<b>Total Operation of Non-Instructional Services</b>	<b>\$1,655,096.28</b>				<b>\$1,655,096.28</b>
<b>TOTAL ACTUAL EXPENDITURES &amp; OTHER FINANCING USES</b>	<b>\$1,655,096.28</b>				<b>\$1,655,096.28</b>