



Welcome to the Montessori School!

Beginning in Montessori 3, in Carrollton's Montessori Language Arts curriculum, the students learn the sounds of the letters phonetically first before they learn the names of the letters. The sounds are first taught in small groups as not to confuse the students.

1- s m t a

2- f n d e

3- c r p i

4- h l b o

5- w k q u

6- j v g

7- x y z

As the students learn the sounds, they move on to the next set but always reviewing the sounds already learned. In order to be able to assist your daughter to be prepared to join the Montessori 5-year-old group, we would like to encourage you to help her with learning her sounds before she enters school in August. Below are a few ideas that the teachers suggest doing during the summer.

Some ideas for games that you can play with your daughter to learn and practice these sounds are:

I Spy with my little eye the letter sound ____

Can you show me the sound ___?

Hide the sounds around the room and have the child find the sound.

Below there is a great form that you can use with your daughter to practice. There is the letter, the phonetic sound, a word and a picture of a word that begins with this sound. This paper can be printed, and each sound box cut out to make flashcards.

We can't wait to see your daughters in the Fall. Have a great summer!

Paola Consuegra

Montessori and Primary School Head

a

aah
apple




b

buh
bed



c

cuh
cat



d

duh
dog



e

eeh
egg



f

fff
feather



g

guh
gum



h

huh
house




i

iih
igloo



j

juh
jump



k

kuh
key



l

lul
leaf



m

m m m
mom



n

n n n
net



o

auh
owl



p

puh
penguin



q

kwuh
queen



r

r r r
rabbit



s

sss
sun



t

tuh
turkey



U

uuh
umbrella




V

v v v
violin



W

wuh
watermelon




X

ecks
x-ray



Y

Yuh
Yellow



Z

z z z
zebra

