

Northeastern Local School District

Accumulated Monthly Financial Report
For the Month Ended July 31, 2023

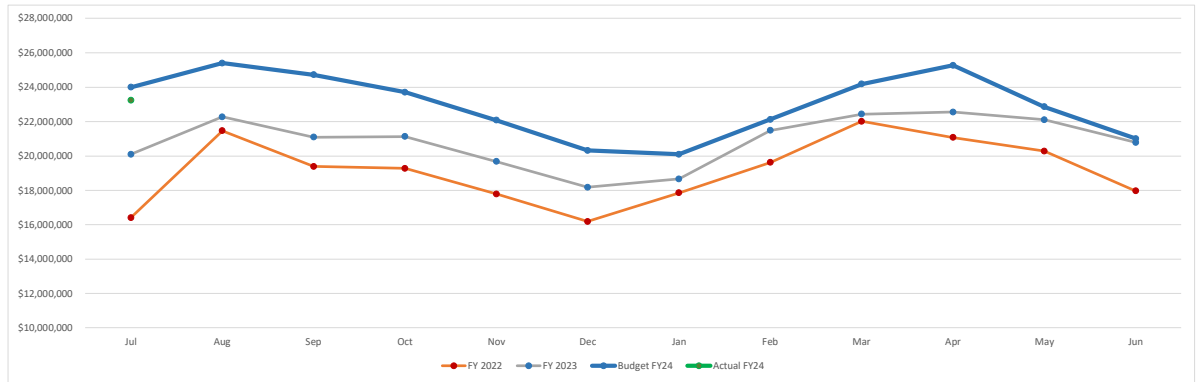


Prepared by:
Northeastern Local School District Treasurer's Office
Dale R Miller, CPA, Treasurer/CFO

937-325-7615

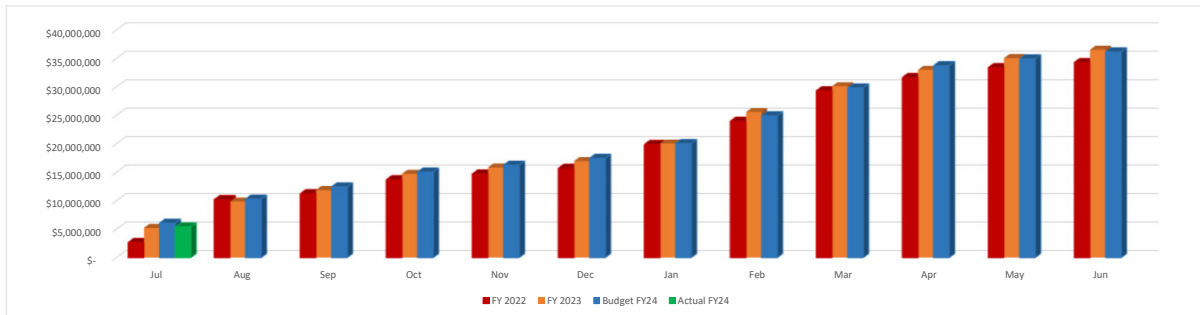
**Northeastern Local School District
General Fund & Related Fund Balances
Variance Report July 31, 2023**

	Jul	Aug	Sep	Oct	Nov	Dec	Jan	Feb	Mar	Apr	May	Jun
FY 2022	\$ 16,412,364	\$ 21,469,735	\$ 19,389,019	\$ 19,280,361	\$ 17,794,624	\$ 16,186,591	\$ 17,858,819	\$ 19,622,820	\$ 22,021,587	\$ 21,073,618	\$ 20,289,016	\$ 17,964,439
FY 2023	\$ 20,104,397	\$ 22,278,753	\$ 21,093,070	\$ 21,133,112	\$ 19,682,899	\$ 18,173,326	\$ 18,668,936	\$ 21,485,223	\$ 22,432,957	\$ 22,561,280	\$ 22,113,915	\$ 20,783,356
Budget FY24	\$ 24,001,506	\$ 25,397,634	\$ 24,725,251	\$ 23,707,728	\$ 22,081,497	\$ 20,322,761	\$ 20,088,832	\$ 22,132,280	\$ 24,188,227	\$ 25,275,362	\$ 22,865,537	\$ 21,006,801
Actual FY24	\$ 23,232,475											



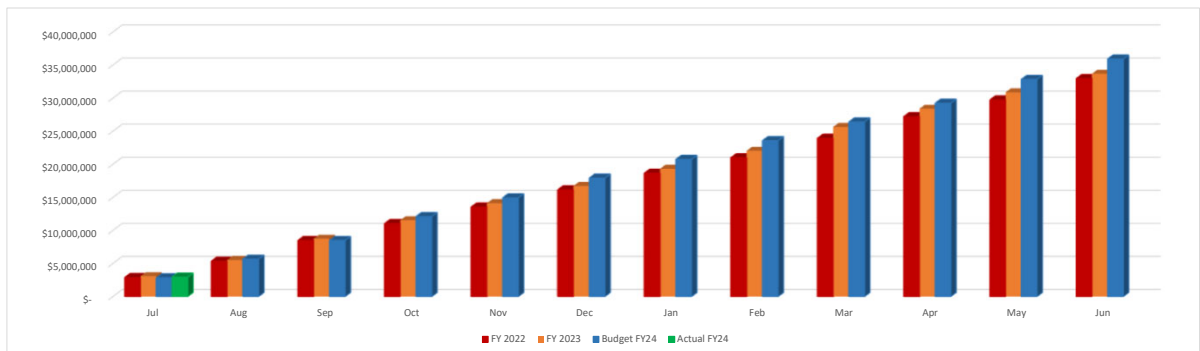
**Northeastern Local School District
General Fund & Related Fund Revenues
Variance Report July 31, 2023**

	Jul	Aug	Sep	Oct	Nov	Dec	Jan	Feb	Mar	Apr	May	Jun
FY 2022	\$ 2,652,528	\$ 10,175,588	\$ 11,221,882	\$ 13,669,624	\$ 14,679,243	\$ 15,682,818	\$ 19,869,726	\$ 23,968,155	\$ 29,303,450	\$ 31,625,291	\$ 33,381,455	\$ 34,266,586
FY 2023	\$ 5,213,669	\$ 9,834,379	\$ 11,861,204	\$ 14,703,581	\$ 15,821,683	\$ 16,934,915	\$ 20,027,338	\$ 25,553,035	\$ 30,098,071	\$ 32,975,059	\$ 35,027,154	\$ 36,495,369
Budget FY24	\$ 6,047,524	\$ 10,273,029	\$ 12,430,023	\$ 15,025,471	\$ 16,228,617	\$ 17,444,263	\$ 20,039,711	\$ 24,912,536	\$ 29,797,860	\$ 33,714,372	\$ 34,917,518	\$ 36,133,159
Actual FY24	\$ 5,389,900											



**Northeastern Local School District
General Fund & Related Fund Expenditures
Variance Report July 31, 2023**

	Jul	Aug	Sep	Oct	Nov	Dec	Jan	Feb	Mar	Apr	May	Jun
FY 2022	\$ 2,886,104	\$ 5,351,793	\$ 8,478,804	\$ 11,035,204	\$ 13,530,559	\$ 16,142,167	\$ 18,656,847	\$ 20,991,276	\$ 23,927,804	\$ 27,197,613	\$ 29,738,379	\$ 32,948,087
FY 2023	\$ 3,073,711	\$ 5,520,065	\$ 8,732,573	\$ 11,534,909	\$ 14,103,224	\$ 16,726,028	\$ 19,322,842	\$ 22,032,252	\$ 25,629,553	\$ 28,378,218	\$ 30,877,679	\$ 33,676,453
Budget FY24	\$ 2,829,374	\$ 5,658,751	\$ 8,488,128	\$ 12,101,099	\$ 14,930,476	\$ 17,904,858	\$ 20,734,235	\$ 23,563,612	\$ 26,392,989	\$ 29,222,366	\$ 32,835,337	\$ 35,909,714
Actual FY24	\$ 2,940,781											



NORTHEASTERN LOCAL SCHOOL DISTRICT

Northeastern Local School District - Spending Plan

ODE Line Number	Monthly Estimate	Monthly Actual	Monthly Difference	FYTD Estimate	FYTD Actual	FYTD Difference
01.010 General Property (Real Estate)	\$ 2,696,089.00	\$ 2,068,900.00	\$ (627,189.00)	\$ 2,696,089.00	\$ 2,068,900.00	\$ (627,189.00)
01.020 Tangible Personal Property Tax	326,267.00	0.00	(326,267.00)	326,267.00	0.00	(326,267.00)
01.030 Income Tax	1,772,020.00	1,885,434.87	113,414.87	1,772,020.00	1,885,434.87	113,414.87
01.035 Unrestricted Grants-in-Aid	1,001,043.00	982,525.89	(18,517.11)	1,001,043.00	982,525.89	(18,517.11)
01.040 Restricted Grants-in-Aid	66,986.00	54,940.26	(12,045.74)	66,986.00	54,940.26	(12,045.74)
01.045 Restricted Federal Grants-in-Aid - SFSF	0.00	0.00	0.00	0.00	0.00	0.00
01.050 Property Tax Allocation	0.00	0.00	0.00	0.00	0.00	0.00
01.060 All Other Operating Revenue	135,119.00	95,607.80	(39,511.20)	135,119.00	95,607.80	(39,511.20)
01.070 Total Revenue	5,997,524.00	5,087,408.82	(910,115.18)	5,997,524.00	5,087,408.82	(910,115.18)
02.010 Proceeds from Sale of Notes	0.00	0.00	0.00	0.00	0.00	0.00
02.020 State Emergency Loans & Advancements (Approved)	0.00	0.00	0.00	0.00	0.00	0.00
02.040 Operating Transfers-In	0.00	0.00	0.00	0.00	0.00	0.00
02.050 Advances-In	50,000.00	302,146.06	252,146.06	50,000.00	302,146.06	252,146.06
02.060 All Other Financial Sources	0.00	345.25	345.25	0.00	345.25	345.25
02.070 Total Other Financing Sources	50,000.00	302,491.31	252,491.31	50,000.00	302,491.31	252,491.31
02.080 Total Revenues and Other Financing Sources	6,047,524.00	5,389,900.13	(657,623.87)	6,047,524.00	5,389,900.13	(657,623.87)
03.010 Personal Services	1,567,191.00	1,489,483.47	(77,707.53)	1,567,191.00	1,489,483.47	(77,707.53)
03.020 Employees' Retirement/Insurance Benefits	728,089.00	694,934.33	(33,154.67)	728,089.00	694,934.33	(33,154.67)
03.030 Purchased Services	365,183.00	463,600.03	98,417.03	365,183.00	463,600.03	98,417.03
03.040 Supplies and Materials	132,738.00	200,623.19	67,885.19	132,738.00	200,623.19	67,885.19
03.050 Capital Outlay	0.00	0.00	0.00	0.00	0.00	0.00
03.060 Intergovernmental	0.00	0.00	0.00	0.00	0.00	0.00
04.010 Debt Service: All Principal (Historical)	0.00	0.00	0.00	0.00	0.00	0.00
04.020 Debt Service: Principal-Notes	0.00	0.00	0.00	0.00	0.00	0.00
04.030 Debt Service: Principal - State Loans	0.00	0.00	0.00	0.00	0.00	0.00
04.040 Debt Service: Principal - State Advancements	0.00	0.00	0.00	0.00	0.00	0.00
04.050 Debt Service: Principal - HB 264 Loans	0.00	0.00	0.00	0.00	0.00	0.00
04.055 Debt Service: Principal - Other	0.00	0.00	0.00	0.00	0.00	0.00
04.060 Debt Service: Interest and Fiscal Charges	0.00	0.00	0.00	0.00	0.00	0.00
04.300 Other Objects	36,173.00	92,140.01	55,967.01	36,173.00	92,140.01	55,967.01
04.500 Total Expenditures	2,829,374.00	2,940,781.03	111,407.03	2,829,374.00	2,940,781.03	111,407.03
05.010 Operational Transfers - Out	0.00	0.00	0.00	0.00	0.00	0.00
05.020 Advances - Out	0.00	0.00	0.00	0.00	0.00	0.00
05.030 All Other Financing Uses	0.00	0.00	0.00	0.00	0.00	0.00
05.040 Total Other Financing Uses	0.00	0.00	0.00	0.00	0.00	0.00
05.050 Total Expenditure and Other Financing Uses	2,829,374.00	2,940,781.03	111,407.03	2,829,374.00	2,940,781.03	111,407.03
06.010 Excess Rev & Oth Financing Sources over(under) Exp & Oth F	3,218,150.00	2,449,119.10	(769,030.90)	3,218,150.00	2,449,119.10	(769,030.90)
07.010 Cash Balance-July1 -Excluding Proposed Renew/Replace & New	0.00	20,783,355.82	20,783,355.82	0.00	20,783,355.82	20,783,355.82
07.020 Cash Balance June 30	3,218,150.00	23,232,474.92	20,014,324.92	3,218,150.00	23,232,474.92	20,014,324.92
08.010 Estimated Encumbrances June 30	0.00	4,840,075.84	4,840,075.84	0.00	4,840,075.84	4,840,075.84

Notes

Revenues

Line 1.01 Property Tax we have received one advance and should settle in August

Line 1.03 Income Tax is \$1,885,435 (1.6% over July 2022).

NORTHEASTERN LOCAL SCHOOL DISTRICT

Fund Report

Code	Fund Description	FY Beginning Balance	MTD Actual Receipts	FYTD Actual Receipts	MTD Expended	FYTD Expended	Current Balance	FY Encumbrances	FYTD Unencumbered
001	GENERAL	\$ 20,783,355.82	\$ 5,389,900.13	\$ 5,389,900.13	\$ 2,940,781.03	\$ 2,940,781.03	\$ 23,232,474.92	\$ 4,840,075.84	\$ 18,392,399.08
002	BOND RETIREMENT	1,271,740.66	0.00	0.00	0.00	0.00	1,271,740.66	0.00	1,271,740.66
003	PERMANENT IMPROVEMENT	721,086.67	67,900.00	67,900.00	12,970.91	12,970.91	776,015.76	107,880.13	668,135.63
004	BUILDING	3,703,856.75	20,980.91	20,980.91	317,617.13	317,617.13	3,407,220.53	3,444,814.54	(37,594.01)
006	FOOD SERVICE	920,439.79	2,669.14	2,669.14	72,466.28	72,466.28	850,642.65	510,500.68	340,141.97
007	SPECIAL TRUST	29,084.91	0.00	0.00	0.00	0.00	29,084.91	2,000.00	27,084.91
008	ENDOWMENT	10,068.70	0.00	0.00	0.00	0.00	10,068.70	0.00	10,068.70
010	CLASSROOM FACILITIES	12,099,883.94	341,857.66	341,857.66	26,353.65	26,353.65	12,415,387.95	3,717,010.76	8,698,377.19
018	PUBLIC SCHOOL SUPPORT	66,485.04	183.23	183.23	620.40	620.40	66,047.87	4,679.34	61,368.53
019	OTHER GRANT	14,601.10	39.22	39.22	239.73	239.73	14,400.59	3,588.03	10,812.56
020	SPECIAL ENTERPRISE FUND	196,158.05	0.00	0.00	9,267.92	9,267.92	186,890.13	8,970.84	177,919.29
022	DISTRICT CUSTODIAL	0.00	0.00	0.00	0.00	0.00	0.00	690.00	(690.00)
027	WORKMANS COMPENSATION-SELF INS	238,985.73	0.00	0.00	0.00	0.00	238,985.73	79,257.00	159,728.73
031	UNDERGROUND STORAGE TANK FUND	11,000.00	0.00	0.00	0.00	0.00	11,000.00	0.00	11,000.00
034	CLASSROOM FACILITIES MAINT.	1,234,863.03	44,330.69	44,330.69	0.00	0.00	1,279,193.72	0.00	1,279,193.72
200	STUDENT MANAGED ACTIVITY	205,348.75	555.76	555.76	89.90	89.90	205,814.61	18,910.29	186,904.32
300	DISTRICT MANAGED ACTIVITY	41,994.08	15,531.15	15,531.15	24,019.80	24,019.80	33,505.43	104,125.73	(70,620.30)
401	AUXILIARY SERVICES	66,764.09	141.80	141.80	15,529.85	15,529.85	51,376.04	68,714.75	(17,338.71)
451	DATA COMMUNICATION FUND	61,200.00	276.60	276.60	0.00	0.00	61,476.60	0.00	61,476.60
461	VOCATIONAL EDUC. ENHANCEMENTS	0.00	0.00	0.00	0.00	0.00	0.00	6,400.00	(6,400.00)
499	MISCELLANEOUS STATE GRANT FUND	35,570.86	0.00	0.00	1,987.72	1,987.72	33,583.14	11,820.25	21,762.89
507	ELEMENTARY AND SECONDARY SCHOOL EMERGENCY RELIEF FUND	0.00	242,494.15	242,494.15	242,494.15	242,494.15	0.00	0.00	0.00
516	IDEA PART B GRANTS	0.00	47,552.11	47,552.11	149,926.63	149,926.63	(102,374.52)	250.00	(102,624.52)
536	TITLE I SCHOOL IMPROVEMENT A	0.00	0.00	0.00	0.00	0.00	0.00	4,660.00	(4,660.00)
572	TITLE I	0.00	51,628.14	51,628.14	55,566.04	55,566.04	(3,937.90)	1,185.19	(5,123.09)

NORTHEASTERN LOCAL SCHOOL DISTRICT

Fund Report

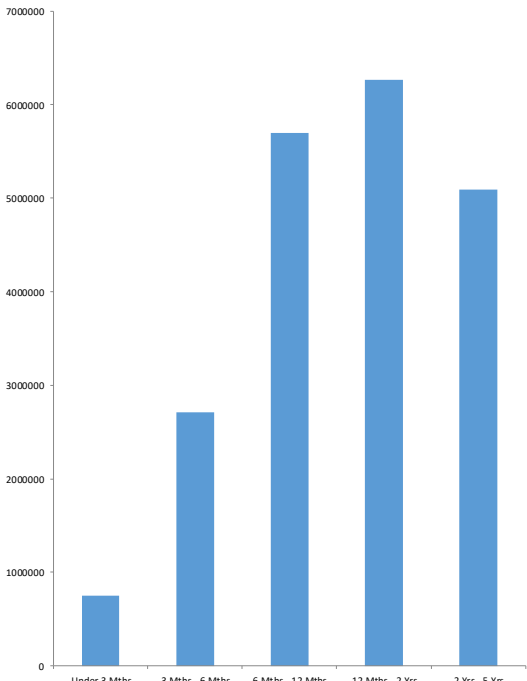
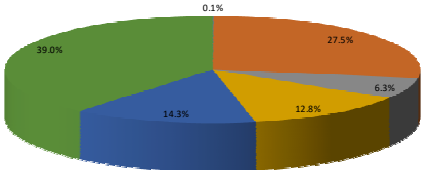
Code	Fund Description	FY Beginning Balance	MTD Actual Receipts	FYTD Actual Receipts	MTD Expended	FYTD Expended	Current Balance	FY Encumbrances	FYTD Unencumbered
584	DISADVANTAGED CHILDREN Title IV-Student Support	\$ 0.00	\$ 3,666.75	\$ 3,666.75	\$ 3,666.75	\$ 3,666.75	\$ 0.00	\$ 0.00	\$ 0.00
590	IMPROVING TEACHER QUALITY	0.00	17,144.08	17,144.08	17,144.08	17,144.08	0.00	4,464.00	(4,464.00)
Grand Total		\$ 41,712,487.97	\$ 6,246,851.52	\$ 6,246,851.52	\$ 3,890,741.97	\$ 3,890,741.97	\$ 44,068,597.52	\$ 12,939,997.37	\$ 31,128,600.15

Northeastern Local School District
General Accounts Reconciliation
For Month Ended July 2023

Bank Balance per Statement	\$	271,570.60
Money Market Account	\$	327,328.18
PaySchool Account	\$	805.00
Fern Tingley Trust Certificate of Deposit	\$	10,000.00
Star Ohio	\$	5,188,321.90
Star Ohio Building- Debt	\$	1,740,275.98
RedTree Investment	\$	20,982,486.24
RedTree Building	\$	14,853,518.12
Park State Building	\$	951,456.78
Total Reconciling Items		<u>(\$257,165.28)</u>
	\$	<u>44,068,597.52</u>

Cash Balance - General Fund	\$	23,232,474.92
Cash Balance - Debt Service (002)	\$	1,271,740.66
Cash Balance Building Funds (004 & 010)	\$	15,822,608.48
Cash Balance - Permanent Improvement (003)	\$	776,015.76
Cash Balance - Other	\$	<u>2,965,757.70</u>
	\$	<u>44,068,597.52</u>

Monthly Investment Summary
Northeastern Local School District
US Bank Custodian Acct Ending x70762
 July 31, 2023

Monthly Cash Flow Activity		Market Value Summary				
From 06-30-23 through 07-31-23						
Beginning Book Value	20,935,686.16					
Contributions	0.00					
Withdrawals	0.00					
Prior Month Management Fees	-1,592.70					
Realized Gains/Losses	39.06					
Gross Interest Earnings	48,353.72					
Ending Book Value	20,982,486.24					
		Security Type	Market Value	Pct. Assets	Avg Yield at Cost	Wght Avg Mat
		Money Market Fund				
		MONEY MARKET FUND	13,479.22	0.1	5.16	0.00
		Fixed Income				
		MUNICIPAL BONDS	1,291,168.75	6.3	0.97	2.73
		U.S. GOVERNMENT AGENCY NOTES	5,609,249.69	27.3	1.61	1.52
		U.S. TREASURY NOTES	2,617,073.24	12.8	2.87	0.87
		Accrued Interest	43,697.24	0.2		
		Commercial Paper				
		COMMERCIAL PAPER	2,924,846.43	14.3	5.71	0.49
		Certificate of Deposit				
		CERTIFICATES OF DEPOSIT	7,965,285.69	38.8	4.04	1.61
		Accrued Interest	48,310.32	0.2		
		TOTAL PORTFOLIO	20,513,110.58	100.0	3.27	1.40
Maturity Distribution		Security Type Allocation				
Distribution by Maturity 						

Disclosures:

RedTree's internal accounting system is used as the source of the market value of this account. Although obtained from a source believed to be reliable, we cannot guarantee its accuracy. You should review all account statements provided by the custodian and compare with the statements provided by RedTree.

Questions? Call 888.596.2293 or email info@redtreeinv.com

Portfolio Holdings Report
Northeastern Local School District
US Bank Custodian Acct Ending x70762
 July 31, 2023

Quantity	Cusip	Security Description	Moody's	S&P	Cost Basis	Market Value	Yield at Cost	Wtd Maturity	Purchase Date
U.S. GOVERNMENT AGENCY NOTES									
250,000	3130ANDP2	Federal Home Ln Bank 0.250% Due 08-18-23	Aaa	AA+	250,000.00	249,405.42	0.25	0.05	08-18-21
305,000	3133EMHL9	Federal Farm Credit Bank 0.310% Due 11-30-23	Aaa	AA+	304,673.65	299,774.85	0.36	0.33	10-06-21
410,000	3133EMJQ6	Federal Farm Credit Bank 0.280% Due 12-08-23	Aaa	AA+	410,205.00	402,339.54	0.26	0.35	06-16-21
500,000	3130A0XE5	Federal Home Ln Bank 3.250% Due 03-08-24	Aaa	AA+	499,225.00	493,692.81	3.35	0.58	08-17-22
350,000	3130ALKS2	Federal Home Ln Bank 0.375% Due 03-15-24	Aaa	AA+	349,597.50	338,597.97	0.42	0.61	10-04-21
310,000	3130AMFP2	Federal Home Ln Bank 0.500% Due 08-27-24	Aaa	AA+	310,000.00	293,460.16	0.50	1.04	05-27-21
250,000	3130AKDS2	Federal Home Ln Bank 0.390% Due 10-28-24	Aaa	AA+	250,242.50	234,406.25	0.36	1.21	02-19-21
250,000	3130AMNR9	Federal Home Ln Bank 0.625% Due 11-27-24	Aaa	AA+	250,000.00	234,317.21	0.63	1.28	05-28-21
300,000	3130AMR53	Federal Home Ln Bank 0.620% Due 12-09-24	Aaa	AA+	277,335.00	280,725.25	5.11	1.32	02-28-23
500,000	3130AP6F7	Federal Home Ln Bank 0.600% Due 01-07-25	Aaa	AA+	500,000.00	466,188.33	0.60	1.39	10-07-21
450,000	3133EMER9	Federal Farm Credit Bank 0.470% Due 01-27-25	Aaa	AA+	449,482.50	417,795.72	0.50	1.45	10-29-20
500,000	3134GWUG9	Federal Home Ln Mtg 0.570% Due 09-24-25	Aaa	AA+	500,000.00	455,811.54	0.57	2.08	09-24-20
235,000	3134GXHD9	Federal Home Ln Mtg 0.700% Due 12-23-25	Aaa	AA+	235,000.00	213,092.05	0.70	2.32	12-23-20
300,000	3133ENXS4	Federal Farm Credit Bank 3.375% Due 05-26-26	Aaa	AA+	300,000.00	288,138.15	3.37	2.63	05-26-22
250,000	3133ENF96	Federal Farm Credit Bank 3.960% Due 08-17-26	Aaa	AA+	250,000.00	242,079.74	3.96	2.77	08-17-22
200,000	3130ANMH0	Federal Home Ln Bank 1.100% Due 08-20-26	Aaa	AA+	200,000.00	179,481.85	1.10	2.92	08-20-21
120,000	3130ANNP1	Federal Home Ln Bank 1.100% Due 08-24-26	Aaa	AA+	120,000.00	107,652.90	1.10	2.94	08-30-21
265,000	3130AT3P0	Federal Home Ln Bank 5.000% Due 09-14-27	Aaa	AA+	265,000.00	259,525.01	5.00	3.60	09-28-22
180,000	3134GXHU1	Federal Home Ln Mtg 0.780% Due 12-14-27	Aaa	AA+	150,372.00	152,764.94	4.68	4.20	03-10-23
Accrued Interest						23,158.33			
					5,871,133.15	5,632,408.03	1.61	1.52	
MUNICIPAL BONDS									
145,000	071149FM5	Bath LSD, OH GO 1.000% Due 12-01-23	A1	AA	147,784.00	143,268.70	0.40	0.33	09-10-20
155,000	733845MS7	Port Clinton CSD, OH GO 0.000% Due 12-01-23		AA+	150,195.00	152,233.25	0.99	0.33	09-02-20
100,000	564283YW3	City of Mansfield, OH GO 5.000% Due 12-01-24	A2	AA	117,917.00	101,996.00	0.58	1.28	10-22-20
200,000	51280UCN5	Lakota LSD, OH GO 2.392% Due 12-01-26	Aa1	AA+	214,912.00	184,890.00	1.00	3.13	05-24-21
290,000	927620CV4	Violet Township, OH GO 0.989% Due 12-01-26	Aa2		290,000.00	254,501.10	0.99	3.20	08-25-21
100,000	915489B56	City of Upper Arlington, OH GO 1.098% Due 12-01-27		AAA	99,461.00	86,258.00	1.18	4.13	06-11-21
145,000	774829JC0	Rocky River CSD, OH GO 4.000% Due 12-01-27	Aa2		169,586.20	140,577.50	1.19	3.90	08-18-21
265,000	199492P86	City of Columbus, OH GO 1.215% Due 04-01-28	Aaa	AAA	265,000.00	227,444.20	1.21	4.42	02-17-21

Disclosures:

RedTree's internal accounting system is used as the source of the market value of this account. Although obtained from a source believed to be reliable, we cannot guarantee its accuracy. You should review all account statements provided by the custodian and compare with the statements provided by RedTree.

Questions? Call 888.596.2293 or email info@redtreeinv.com

Portfolio Holdings Report
Northeastern Local School District
US Bank Custodian Acct Ending x70762
July 31, 2023

Quantity	Cusip	Security Description	Moody's	S&P	Cost Basis	Market Value	Yield at Cost	Wtd Maturity	Purchase Date
Accrued Interest						4,573.27			
					1,454,855.20	1,295,742.02	0.97	2.73	
U.S. TREASURY NOTES									
250,000	91282CDA6	US Treasury Note 0.250% Due 09-30-23	Aaa	AA+	249,718.08	247,880.86	0.31	0.17	09-30-21
475,000	9128285U0	US Treasury Note 2.625% Due 12-31-23	Aaa	AA+	471,845.71	469,786.13	3.08	0.41	06-30-22
500,000	91282CEG2	US Treasury Note 2.250% Due 03-31-24	Aaa	AA+	493,457.03	489,843.75	3.02	0.64	06-28-22
500,000	91282CEK3	US Treasury Note 2.500% Due 04-30-24	Aaa	AA+	493,398.44	489,472.65	3.30	0.72	08-12-22
400,000	91282CFG1	US Treasury Note 3.250% Due 08-31-24	Aaa	AA+	399,218.75	391,078.12	3.35	1.03	08-31-22
250,000	9128283V0	US Treasury Note 2.500% Due 01-31-25	Aaa	AA+	246,875.00	240,390.62	3.00	1.44	06-13-22
300,000	9128285J5	US Treasury Note 3.000% Due 10-31-25	Aaa	AA+	300,000.00	288,621.09	3.00	2.12	06-10-22
Accrued Interest						15,965.64			
					2,654,513.01	2,633,038.88	2.87	0.87	
CERTIFICATES OF DEPOSIT									
246,000	38148P5F0	Goldman Sachs Bank USA, NY 3.050% Due 02-20-24			245,692.50	243,019.84	3.08	0.53	02-20-19
246,000	856285PG0	State Bank of India, NY 3.150% Due 02-28-24			245,508.00	243,020.37	3.20	0.55	03-01-19
249,000	538036KC7	Live Oak Banking Co, NC 1.650% Due 03-06-24			248,502.00	243,626.60	1.71	0.58	03-06-20
249,000	90348JJQ4	UBS Bank USA, UT 2.900% Due 04-03-24			248,352.60	244,948.41	2.97	0.65	04-03-19
249,000	58404DKK6	Medallion Bank, UT 0.350% Due 05-21-24			248,875.50	239,027.12	0.37	0.78	05-24-21
246,000	14042RLP4	Capital One, NA, Mclean, VA 2.650% Due 05-22-24			244,856.10	240,603.56	2.75	0.78	05-24-19
246,000	254673J72	Discover Bank, DE 3.100% Due 06-28-24			245,754.00	240,857.10	3.15	0.88	06-28-22
246,000	02589AD41	American Express Nat'l Bank, UT 3.300% Due 07-01-24			245,754.00	241,242.97	3.35	0.89	06-29-22
245,000	02007GUN1	Ally Bank, UT 3.150% Due 07-08-24			244,632.50	239,802.03	3.23	0.91	07-07-22
245,000	795451BP7	Sallie Mae Bank, UT 3.300% Due 07-08-24			244,755.00	240,136.55	3.34	0.91	07-07-22
247,000	14042TBQ9	Capital One Bank USA, Glen Allen, VA 2.250% Due 08-07-24			246,506.00	239,149.20	2.29	0.98	08-07-19
246,000	05580AP24	BMW Bank of North America, UT 3.250% Due 08-12-24			245,754.00	240,517.42	3.30	0.98	08-12-22
249,000	9497635U6	Wells Fargo Bank, SD 4.500% Due 02-03-25			249,000.00	245,586.02	4.54	1.42	02-02-23
243,000	564759SC3	Manufacturers & Traders Trust Co, NY 5.250% Due 03-17-25			242,757.00	242,280.12	5.30	1.51	03-17-23
248,000	884693BY7	Thomasville Nat'l Bank, GA 5.050% Due 03-24-25			247,876.00	246,494.57	5.13	1.54	03-24-23
243,000	319513CJ4	First Citizens National Bank, TN 5.000% Due 03-30-25			242,829.90	241,342.53	5.05	1.57	06-30-23
244,000	332135KV3	First National Bank of Omaha, NE 4.700% Due 04-14-25			243,756.00	241,112.85	4.75	1.59	04-14-23

Disclosures:

RedTree's internal accounting system is used as the source of the market value of this account. Although obtained from a source believed to be reliable, we cannot guarantee its accuracy. You should review all account statements provided by the custodian and compare with the statements provided by RedTree.

Questions? Call 888.596.2293 or email info@redtreeinv.com

Portfolio Holdings Report
Northeastern Local School District
US Bank Custodian Acct Ending x70762
July 31, 2023

Quantity	Cusip	Security Description	Moody's	S&P	Cost Basis	Market Value	Yield at Cost	Wtd Maturity	Purchase Date
248,000	429882GL1	Highland Bank, MN 5.000% Due 04-29-25			247,851.20	246,244.59	5.09	1.63	06-29-23
248,000	29367SKM5	Enterprise Bank & Trust, MO 5.000% Due 06-20-25			247,752.00	246,172.07	5.11	1.75	06-20-23
245,000	87164YN67	Synchrony Bank, UT 3.350% Due 07-01-25			244,632.50	235,876.11	3.40	1.82	07-01-22
243,000	06654BFH9	Bankwell Bank, CT 5.050% Due 07-14-25			242,757.00	241,405.64	5.10	1.84	07-14-23
248,000	20143PEU0	Commercial Bank, TN 5.050% Due 07-18-25			247,752.00	246,366.85	5.16	1.82	07-18-23
180,000	138138AB8	Canton Co-Op Bank, MA 5.000% Due 07-21-25			179,820.00	178,644.46	5.11	1.83	07-21-23
248,000	27002YGD2	EagleBank, MD 5.050% Due 07-21-25			247,752.00	246,364.15	5.16	1.83	07-21-23
243,000	66476QDZ8	Northern Bank & Trust, MA 5.000% Due 07-21-25			242,757.00	241,176.50	5.05	1.85	07-19-23
157,000	598580AP3	Mifflinburg B&T Co, PA 5.000% Due 09-22-25			156,882.25	155,801.83	5.08	1.98	03-20-23
248,000	910286GD9	United Fidelity Bank FSB, IN 5.050% Due 09-30-25			247,752.00	246,357.49	5.15	2.00	03-30-23
244,000	319477AN5	First-Citizens B&T, NC 4.700% Due 10-28-25			243,634.00	240,601.45	4.75	2.08	10-28-22
243,000	23204HNV6	Customers Bank, PA 5.000% Due 03-31-26			243,000.00	241,207.66	5.00	2.43	03-31-23
249,000	695292FT4	Paducah B&T, KY 4.500% Due 04-13-26			248,751.00	244,047.55	4.58	2.48	04-13-23
205,000	12547CAZ1	CIBC Bank USA, IL 4.550% Due 04-14-26			204,692.50	201,198.51	4.60	2.48	04-14-23
249,000	34520LAX1	Forbright Bank, MD 4.100% Due 12-15-26			248,502.00	240,637.37	4.19	3.07	12-15-22
245,000	89235MNW7	Toyota Financial Savings Bank, NV 3.450% Due 08-18-27			244,387.50	230,409.50	3.50	3.65	08-18-22
175,000	05600XQE3	BMO Harris Bank, IL 4.500% Due 05-16-28			174,562.50	170,006.69	4.56	4.21	05-16-23
	Accrued Interest					48,310.32			
					8,094,398.55	8,013,596.01	4.04	1.61	
COMMERCIAL PAPER									
250,000	78015DX21	Royal Bank of Canada (RBC) 0.000% Due 10-02-23	P-1	A-1+	242,643.96	247,649.25	5.43	0.17	03-15-23
500,000	78015DYT1	Royal Bank of Canada (RBC) 0.000% Due 11-27-23	P-1	A-1+	483,229.17	490,974.00	5.43	0.32	04-11-23
250,000	63873KZ42	Natixis NY 0.000% Due 12-04-23	P-1	A-1	239,915.28	245,125.25	5.71	0.34	03-14-23
250,000	13608BZ72	Canadian Imp Holdings 0.000% Due 12-07-23	P-1	A-1	239,856.46	245,124.75	5.66	0.35	03-13-23
260,000	13608BZS6	Canadian Imp Holdings 0.000% Due 12-26-23	P-1	A-1	251,669.60	254,109.18	5.52	0.40	05-24-23
500,000	78009ACS1	Royal Bank of Canada (RBC) 0.000% Due 03-26-24	P-1	A-1+	478,850.00	481,235.00	5.89	0.64	06-30-23
500,000	63873JD56	Natixis NY 0.000% Due 04-05-24	P-1	A-1	479,126.39	480,353.00	5.90	0.66	07-14-23
500,000	13608ADB9	Canadian Imp Holdings 0.000% Due 04-11-24	P-1	A-1	478,816.25	480,276.00	5.92	0.68	07-17-23
					2,894,107.11	2,924,846.43	5.71	0.49	

Disclosures:

RedTree's internal accounting system is used as the source of the market value of this account. Although obtained from a source believed to be reliable, we cannot guarantee its accuracy. You should review all account statements provided by the custodian and compare with the statements provided by RedTree.

Questions? Call 888.596.2293 or email info@redtreeinv.com

Portfolio Holdings Report
Northeastern Local School District
US Bank Custodian Acct Ending x70762
 July 31, 2023

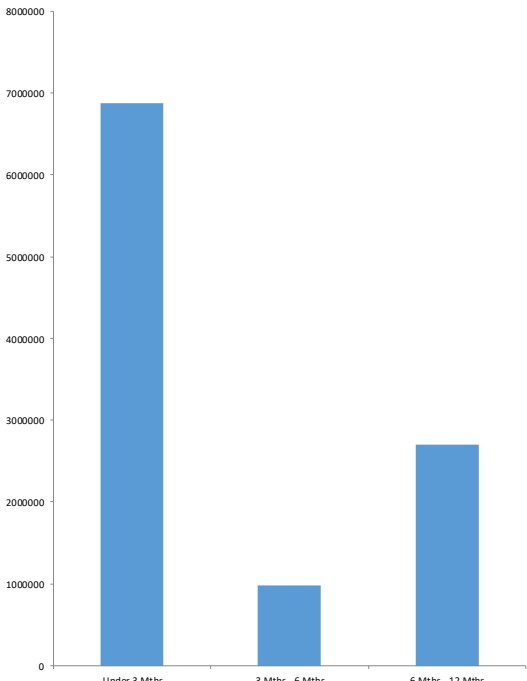
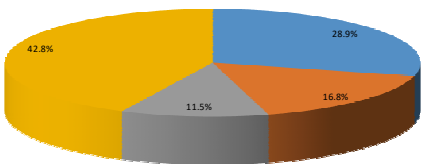
Quantity	Cusip	Security Description	Moody's	S&P	Cost Basis	Market Value	Yield at Cost	Wtd Maturity	Purchase Date
MONEY MARKET FUND									
	USBMMF	First American Treasury Obligations Fund			13,479.22	13,479.22	5.16		
TOTAL PORTFOLIO					20,982,486.24	20,513,110.58	3.27	1.40	

Disclosures:

RedTree's internal accounting system is used as the source of the market value of this account. Although obtained from a source believed to be reliable, we cannot guarantee its accuracy. You should review all account statements provided by the custodian and compare with the statements provided by RedTree.

Questions? Call 888.596.2293 or email info@redtreeinv.com

Monthly Investment Summary
Northeastern Local School District - 2018 Bond Proceeds
US Bank Custodian Acct Ending x99845
 July 31, 2023

Monthly Cash Flow Activity		Market Value Summary				
From 06-30-23 through 07-31-23						
Beginning Book Value	14,762,376.05					
Contributions	0.00					
Withdrawals	0.00					
Prior Month Management Fees	-1,287.47					
Realized Gains/Losses	0.00					
Gross Interest Earnings	92,429.54					
Ending Book Value	14,853,518.12					
		Security Type	Market Value	Pct. Assets	Avg Yield at Cost	Wght Avg Mat
		Money Market Fund				
		MONEY MARKET FUND	4,295,594.66	28.9	5.16	0.00
		Fixed Income				
		U.S. GOVERNMENT AGENCY NOTES	2,488,453.25	16.7	0.30	0.09
		U.S. TREASURY NOTES	1,705,420.32	11.5	0.31	0.17
		Accrued Interest	4,595.08	0.0		
		Commercial Paper				
		COMMERCIAL PAPER	6,364,827.80	42.8	5.64	0.36
		TOTAL PORTFOLIO	14,858,891.11	100.0	4.00	0.19
Maturity Distribution		Security Type Allocation				
Distribution by Maturity 						

Disclosures:

RedTree's internal accounting system is used as the source of the market value of this account. Although obtained from a source believed to be reliable, we cannot guarantee its accuracy. You should review all account statements provided by the custodian and compare with the statements provided by RedTree.

Questions? Call 888.596.2293 or email info@redtreeinv.com

Portfolio Holdings Report
Northeastern Local School District - 2018 Bond Proceeds
US Bank Custodian Acct Ending x99845
 July 31, 2023

Quantity	Cusip	Security Description	Moody's	S&P	Cost Basis	Market Value	Yield at Cost	Wtd Maturity	Purchase Date
U.S. GOVERNMENT AGENCY NOTES									
1,500,000	3133EL3E2	Federal Farm Credit Bank 0.320% Due 08-10-23	Aaa	AA+	1,500,052.50	1,497,800.17	0.32	0.03	09-16-21
1,000,000	3133EMBQ4	Federal Farm Credit Bank 0.270% Due 10-05-23	Aaa	AA+	999,900.00	990,653.08	0.27	0.18	09-08-21
		Accrued Interest				3,150.00			
					2,499,952.50	2,491,603.25	0.30	0.09	
U.S. TREASURY NOTES									
1,720,000	91282CDA6	US Treasury Note 0.250% Due 09-30-23	Aaa	AA+	1,718,060.41	1,705,420.32	0.31	0.17	09-30-21
		Accrued Interest				1,445.08			
					1,718,060.41	1,706,865.40	0.31	0.17	
COMMERCIAL PAPER									
500,000	62479MV18	MUFG Bank 0.000% Due 08-01-23	P-1	A-1	491,559.72	499,927.00	5.24	0.00	04-05-23
1,000,000	60689GWN2	Mizuho Securities 0.000% Due 09-22-23	P-1	A-1	984,572.50	992,188.00	5.53	0.15	06-12-23
1,200,000	62479MWU3	MUFG Bank 0.000% Due 09-28-23	P-1	A-1	1,188,373.33	1,189,552.80	5.50	0.16	07-26-23
1,000,000	89233HZJ6	Toyota Motor Credit 0.000% Due 12-18-23	P-1	A-1+	976,566.67	978,708.00	5.68	0.38	07-19-23
1,500,000	63307LAX9	National Bank of Canada 0.000% Due 01-31-24	P-1	A-1	1,453,119.17	1,457,058.00	5.75	0.50	07-13-23
500,000	89233GD86	Toyota Motor Credit 0.000% Due 04-08-24	P-1	A-1+	479,393.33	480,568.00	5.86	0.67	07-19-23
300,000	89233GDG8	Toyota Motor Credit 0.000% Due 04-16-24	P-1	A-1+	287,475.83	287,968.50	5.90	0.69	07-25-23
500,000	89119ADS4	TD USA 0.000% Due 04-26-24	P-1	A-1+	478,850.00	478,857.50	5.89	0.72	07-31-23
					6,339,910.55	6,364,827.80	5.64	0.36	
MONEY MARKET FUND									
	USBMMF	First American Treasury Obligations Fund			4,295,594.66	4,295,594.66	5.16		
TOTAL PORTFOLIO					14,853,518.12	14,858,891.11	4.00	0.19	

Disclosures:

RedTree's internal accounting system is used as the source of the market value of this account. Although obtained from a source believed to be reliable, we cannot guarantee its accuracy. You should review all account statements provided by the custodian and compare with the statements provided by RedTree.

Questions? Call 888.596.2293 or email info@redtreeinv.com

RedTree Investment Group
Northeastern Local School District - 2018 Bond Proceeds
US Bank Custodian Acct Ending x99845
Purchases and Sales of Commercial Paper and Bankers Acceptances
From 07-01-21 To 06-30-22

Security	Settle Date	Cusip	Mature Date	Quantity
PURCHASES				
BNP Paribas	08-05-21	09659KE22	05-02-22	1,500,000
BNP Paribas	09-09-21	09659KF62	06-06-22	2,500,000
Bank of Montreal	06-23-22	06369MLN1	11-22-22	500,000
Citigroup	12-02-21	17327BHV0	08-29-22	1,000,000
Citigroup	01-13-22	17327BK38	10-03-22	1,000,000
Collateralized CP (JP Morgan)	08-18-21	19424JED4	05-13-22	1,000,000
Collateralized CP (JP Morgan)	10-18-21	19424JGC4	07-12-22	500,000
Collateralized CP (JP Morgan)	02-28-22	19424JCU8	03-28-22	300,000
ING US CP	06-29-22	45685RJU2	09-28-22	1,000,000
JP Morgan	05-26-22	46640QHP9	08-23-22	1,500,000
Lloyds Bank	07-21-21	53948BD14	04-01-22	500,000
Lloyds Bank	02-28-22	53943SDE4	04-14-22	1,000,000
MUFG Bank	01-18-22	62479MET6	05-27-22	2,000,000
MUFG Bank	04-06-22	62479MGE7	07-14-22	1,000,000
MUFG Bank	06-27-22	62479MQL0	03-20-23	500,000
MUFG Bank	06-30-22	62479MGV9	07-29-22	500,000
Mizuho Securities	06-21-22	60689GKH8	10-17-22	1,250,000
Mizuho Securities	06-29-22	60689GKT2	10-27-22	1,000,000
National Bank of Canada	07-29-21	63307MDR7	04-25-22	1,100,000
National Bank of Canada	09-13-21	63307MF12	06-01-22	1,200,000
National Bank of Canada	05-20-22	63307MGF0	07-15-22	1,000,000
National Bank of Canada	05-27-22	63307MGR4	07-25-22	1,000,000
National Bank of Canada	06-29-22	63307MHS1	08-26-22	500,000
Natixis NY	01-25-22	63873KKM8	10-21-22	2,000,000
Royal Bank of Canada (RBC)	02-22-22	78015DD15	04-01-22	1,000,000
Societe Generale	01-27-22	83369CHX5	08-31-22	1,000,000
Societe Generale	02-28-22	83369CCX0	03-31-22	1,000,000
Societe Generale	04-22-22	83369CEX8	05-31-22	500,000
Societe Generale	06-30-22	83369CHX5	08-31-22	675,000
Standard Chartered Bank	01-19-22	85324UKB8	10-11-22	1,000,000
Standard Chartered Bank	01-26-22	85324UKM4	10-21-22	750,000
TD USA	03-21-22	89119BFW1	06-30-22	1,000,000
TD USA	06-27-22	89119BQN9	03-22-23	500,000
Toyota Motor Credit	01-31-22	89233HKU7	10-28-22	1,500,000
SALES				
BNP Paribas	05-02-22	09659KE22	05-02-22	1,500,000
BNP Paribas	06-06-22	09659KF62	06-06-22	2,500,000
Bank of Montreal	12-06-21	06366GZ69	12-06-21	1,500,000
Bank of Montreal	12-17-21	06366GZH5	12-17-21	2,975,000
Citigroup	10-21-21	17327AZ18	12-01-21	2,200,000
Citigroup	11-24-21	17327AZ18	12-01-21	505,000
Citigroup	12-01-21	17327AZ18	12-01-21	1,295,000
Collateralized CP (JP Morgan)	03-28-22	19424JCU8	03-28-22	300,000

RedTree Investment Group
Northeastern Local School District - 2018 Bond Proceeds
US Bank Custodian Acct Ending x99845
Purchases and Sales of Commercial Paper and Bankers Acceptances
From 07-01-21 To 06-30-22

Security	Settle Date	Cusip	Mature Date	Quantity
Collateralized CP (JP Morgan)	05-13-22	19424JED4	05-13-22	1,000,000
JP Morgan	07-23-21	46640PV91	08-09-21	1,500,000
JP Morgan	08-05-21	46640PV91	08-09-21	1,000,000
JP Morgan	08-09-21	46640PV91	08-09-21	1,900,000
LVMH Moet	10-13-21	50244LXD1	10-13-21	2,000,000
LVMH Moet	12-03-21	50244LZ31	12-03-21	2,500,000
Lloyds Bank	04-01-22	53948BD14	04-01-22	500,000
Lloyds Bank	04-14-22	53943SDE4	04-14-22	1,000,000
MUFG Bank	05-27-22	62479MET6	05-27-22	2,000,000
Mizuho Securities	01-10-22	60689GAA4	01-10-22	3,400,000
National Bank of Canada	11-19-21	63307MDR7	04-25-22	100,000
National Bank of Canada	04-25-22	63307MDR7	04-25-22	1,000,000
National Bank of Canada	06-01-22	63307MF12	06-01-22	1,200,000
Natixis NY	12-03-21	63873JZ37	12-03-21	3,000,000
Natixis NY	01-07-22	63873KA72	01-07-22	1,300,000
Royal Bank of Canada (RBC)	04-01-22	78015DD15	04-01-22	1,000,000
Shell	09-01-21	8225X2W18	09-01-21	4,000,000
Societe Generale	03-21-22	83369CCX0	03-31-22	1,000,000
Societe Generale	05-31-22	83369CEX8	05-31-22	500,000
Standard Chartered Bank	12-14-21	85324TZE9	12-14-21	2,500,000
Standard Chartered Bank	01-21-22	85324UAM5	01-21-22	1,000,000
TD USA	06-30-22	89119BFW1	06-30-22	1,000,000
Toyota Motor Credit	07-09-21	89233GU95	07-09-21	2,000,000
Toyota Motor Credit	07-19-21	89233GUK0	07-19-21	350,000
Toyota Motor Credit	01-07-22	89233HA79	01-07-22	1,500,000

RedTree Investment Group
Northeastern Local School District - 2018 Bond Proceeds
US Bank Custodian Acct Ending x99845
Income Earned from Commercial Paper and Bankers Acceptances
From 07-01-21 Through 06-30-22

Security	Pay-Date	Cusip	Mature Date	Amount
COMMERCIAL PAPER				
Toyota Motor Credit	07-09-21	89233GU95	07-09-21	3,885.56
Toyota Motor Credit	07-19-21	89233GUK0	07-19-21	656.25
JP Morgan	07-23-21	46640PV91	08-09-21	2,636.25
JP Morgan	08-05-21	46640PV91	08-09-21	1,792.22
JP Morgan	08-09-21	46640PV91	08-09-21	3,420.00
Shell	09-01-21	8225X2W18	09-01-21	7,120.00
LVMH Moet	10-13-21	50244LXD1	10-13-21	3,708.34
Citigroup	10-21-21	17327AZ18	12-01-21	2,964.50
National Bank of Canada	11-19-21	63307MDR7	04-25-22	31.56
Citigroup	11-24-21	17327AZ18	12-01-21	723.41
Citigroup	12-01-21	17327AZ18	12-01-21	1,877.75
LVMH Moet	12-03-21	50244LZ31	12-03-21	3,750.00
Natixis NY	12-03-21	63873JZ37	12-03-21	4,707.51
Bank of Montreal	12-06-21	06366GZ69	12-06-21	2,250.00
Standard Chartered Bank	12-14-21	85324TZE9	12-14-21	4,248.61
Bank of Montreal	12-17-21	06366GZH5	12-17-21	4,650.92
Natixis NY	01-07-22	63873KA72	01-07-22	2,032.33
Toyota Motor Credit	01-07-22	89233HA79	01-07-22	2,362.50
Mizuho Securities	01-10-22	60689GAA4	01-10-22	5,482.50
Standard Chartered Bank	01-21-22	85324UAM5	01-21-22	1,725.00
Societe Generale	03-21-22	83369CCX0	03-31-22	90.27
Collateralized CP (JP Morgan)	03-28-22	19424JCU8	03-28-22	58.33
Lloyds Bank	04-01-22	53948BD14	04-01-22	599.72
Royal Bank of Canada (RBC)	04-01-22	78015DD15	04-01-22	263.89
Lloyds Bank	04-14-22	53943SDE4	04-14-22	462.50
National Bank of Canada	04-25-22	63307MDR7	04-25-22	1,275.00
BNP Paribas	05-02-22	09659KE22	05-02-22	2,025.00
Collateralized CP (JP Morgan)	05-13-22	19424JED4	05-13-22	1,340.00
MUFG Bank	05-27-22	62479MET6	05-27-22	2,150.00
Societe Generale	05-31-22	83369CEX8	05-31-22	352.08
National Bank of Canada	06-01-22	63307MF12	06-01-22	1,479.00
BNP Paribas	06-06-22	09659KF62	06-06-22	3,375.00
TD USA	06-30-22	89119BFW1	06-30-22	2,665.28
				76,161.28

76,161.28

RedTree Investment Group
Northeastern Local School District
US Bank Custodian Acct Ending x70762
Purchases and Sales of Commercial Paper and Bankers Acceptances
From 07-01-21 To 06-30-22

Security	Settle Date	Cusip	Mature Date	Quantity
PURCHASES				
Canadian Imp Holdings	06-16-22	13608BQD9	03-13-23	250,000
Citigroup	02-07-22	17327BL29	11-02-22	250,000
JP Morgan	03-07-22	46640QCU3	03-28-22	255,000
Lloyds Bank	08-16-21	53948BE96	05-09-22	500,000
Lloyds Bank	02-28-22	53943SDE4	04-14-22	1,000,000
Lloyds Bank	04-14-22	53943HES6	05-26-22	1,000,000
MUFG Bank	04-28-22	62479MG64	07-06-22	230,000
MUFG Bank	06-27-22	62479MQL0	03-20-23	250,000
MUFG Bank	06-30-22	62479MGV9	07-29-22	250,000
National Bank of Canada	02-28-22	63307MEJ4	05-18-22	905,000
Natixis NY	02-23-22	63873KFP7	06-23-22	510,000
Royal Bank of Canada (RBC)	06-16-22	78015DQD5	03-13-23	250,000
Societe Generale	06-30-22	83369CHX5	08-31-22	500,000
TD USA	03-21-22	89119BFW1	06-30-22	550,000
TD USA	06-27-22	89119BQN9	03-22-23	250,000
Toyota Motor Credit	02-03-22	89233HKX1	10-31-22	1,130,000
Toyota Motor Credit	02-15-22	89233HFW9	06-30-22	260,000
Toyota Motor Credit	02-22-22	89233HFW9	06-30-22	250,000
Toyota Motor Credit	03-14-22	89233HM92	12-09-22	200,000
SALES				
JP Morgan	03-21-22	46640QCU3	03-28-22	255,000
Lloyds Bank	11-04-21	53948AY47	11-04-21	400,000
Lloyds Bank	04-14-22	53943SDE4	04-14-22	1,000,000
Lloyds Bank	05-09-22	53948BE96	05-09-22	500,000
Lloyds Bank	05-26-22	53943HES6	05-26-22	1,000,000
National Bank of Canada	05-18-22	63307MEJ4	05-18-22	905,000
Natixis NY	12-03-21	63873JZ37	12-03-21	200,000
Natixis NY	06-23-22	63873KFP7	06-23-22	510,000
TD USA	06-30-22	89119BFW1	06-30-22	550,000
Toyota Motor Credit	08-13-21	89233GVD5	08-13-21	200,000
Toyota Motor Credit	06-30-22	89233HFW9	06-30-22	260,000
Toyota Motor Credit	06-30-22	89233HFW9	06-30-22	250,000

RedTree Investment Group
Northeastern Local School District
US Bank Custodian Acct Ending x70762
Income Earned from Commercial Paper and Bankers Acceptances
From 07-01-21 Through 06-30-22

<u>Security</u>	<u>Pay-Date</u>	<u>Cusip</u>	<u>Mature Date</u>	<u>Amount</u>
COMMERCIAL PAPER				
Toyota Motor Credit	08-13-21	89233GVD5	08-13-21	387.11
Lloyds Bank	11-04-21	53948AY47	11-04-21	591.11
Natixis NY	12-03-21	63873JZ37	12-03-21	313.83
JP Morgan	03-21-22	46640QCU3	03-28-22	37.68
Lloyds Bank	04-14-22	53943SDE4	04-14-22	462.50
Lloyds Bank	05-09-22	53948BE96	05-09-22	628.05
National Bank of Canada	05-18-22	63307MEJ4	05-18-22	992.99
Lloyds Bank	05-26-22	53943HES6	05-26-22	758.33
Natixis NY	06-23-22	63873KFP7	06-23-22	1,020.00
TD USA	06-30-22	89119BFW1	06-30-22	1,465.90
Toyota Motor Credit	06-30-22	89233HFW9	06-30-22	594.75
Toyota Motor Credit	06-30-22	89233HFW9	06-30-22	524.44
				<hr/> 7,776.69 <hr/>
				<hr/> 7,776.69 <hr/>



Ohio Revised Code

Section 135.142 Board of education investment of interim moneys.

Effective: April 12, 2021

Legislation: House Bill 197 (GA 133), Senate Bill 276 (GA 133)

(A) In addition to the investments authorized by section 135.14 of the Revised Code, any board of education, by a two-thirds vote of its members, may authorize the treasurer of the board of education to invest up to forty per cent of the interim moneys of the board, available for investment at any one time, in either of the following:

(1) Commercial paper notes issued by any entity that is defined in division (D) of section 1705.01 or division (E) of section 1706.01 of the Revised Code and has assets exceeding five hundred million dollars, and to which notes all of the following apply:

(a) The notes are rated at the time of purchase in the highest classification established by at least two nationally recognized standard rating services.

(b) The aggregate value of the notes does not exceed ten per cent of the aggregate value of the outstanding commercial paper of the issuing corporation.

(c) The notes mature no later than two hundred seventy days after purchase.

(d) The investment in commercial paper notes of a single issuer shall not exceed in the aggregate five per cent of interim moneys of the board available for investment at the time of purchase.

(2) Bankers' acceptances of banks that are insured by the federal deposit insurance corporation and that mature no later than one hundred eighty days after purchase.

(B) No investment authorized pursuant to division (A) of this section shall be made, whether or not authorized by a board of education, unless the treasurer of the board of education has completed additional training for making the types of investments authorized pursuant to division (A) of this section. The type and amount of such training shall be approved and may be conducted by or provided under the supervision of the treasurer of state.



(C) The treasurer of the board of education shall prepare annually and submit to the board of education, the superintendent of public instruction, and the auditor of state, on or before the thirty-first day of August, a report listing each investment made pursuant to division (A) of this section during the preceding fiscal year, income earned from such investments, fees and commissions paid pursuant to division (D) of this section, and any other information required by the board, the superintendent, and the auditor of state.

(D) A board of education may make appropriations and expenditures for fees and commissions in connection with investments made pursuant to division (A) of this section.

(E)(1) In addition to the investments authorized by section 135.14 of the Revised Code and division (A) of this section, any board of education that is a party to an agreement with the treasurer of state pursuant to division (G) of section 135.143 of the Revised Code and that has outstanding obligations issued under authority of section 133.10 of the Revised Code may authorize the treasurer of the board of education to invest interim moneys of the board in debt interests rated in either of the two highest rating classifications by at least two nationally recognized standard rating services and issued by entities that are defined in division (D) of section 1705.01 or division (E) of section 1706.01 of the Revised Code. The debt interests purchased under authority of division (E) of this section shall mature not later than the latest maturity date of the outstanding obligations issued under authority of section 133.10 or 133.301 of the Revised Code.

(2) If any of the debt interests acquired under division (E)(1) of this section ceases to be rated as there required, its issuer shall notify the treasurer of state of this fact within twenty-four hours. At any time thereafter the treasurer of state may require collateralization at the rate of one hundred two per cent of any remaining obligation of the entity, with securities authorized for investment under section 135.143 of the Revised Code. The collateral shall be delivered to and held by a custodian acceptable to the treasurer of state, marked to market daily, and any default to be cured within twelve hours. Unlimited substitution shall be allowed of comparable securities.

The Legislative Service Commission presents the text of this section as a composite of the section as amended by multiple acts of the General Assembly. This presentation recognizes the principle stated in R.C. 1.52(B) that amendments are to be harmonized if reasonably capable of simultaneous operation.