

everside HEALTH.
ROCKET WELLNESS CENTER



SPRING GROVE AREA
SCHOOL DISTRICT

everside
HEALTH.

Enrollment

Enrollment Trend
Last 12 Months



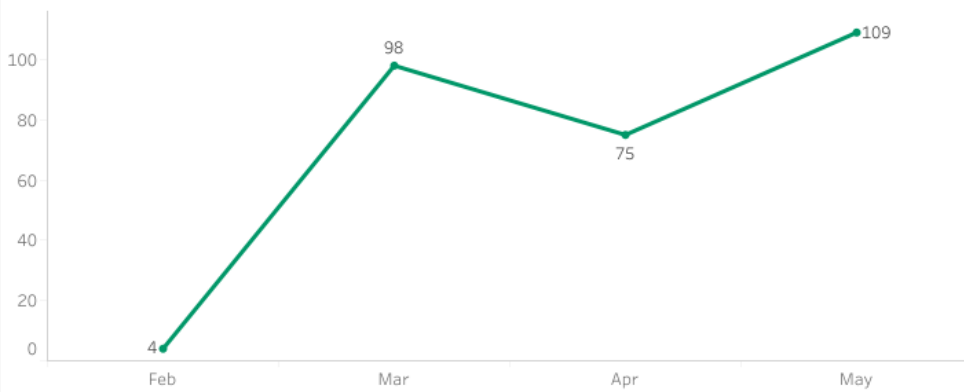
- Participation Rate:
 - Grand Total: 10.5%
 - Primary Member: 14%
 - Spouse: 4.6%
 - Dependent: 7.8%

Appointment Trends

- Total Visits: 286
- Unique Patients: 149
- Same Day/Next Day Appts: 52.1% (147)

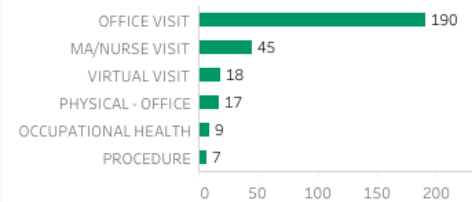
Appointment Trend

Current Year | Prior Year



Appointments by Service Type

Last 12 Months



- Visit Types included: Office Visit, MA/Nurse Visit, Follow-up, Physical/CPE, Urgent, Virtual Care, Annual Wellness & Lab Visits
- Only Service Types with at least six appointments are displayed

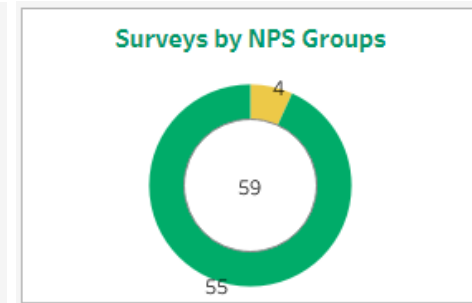
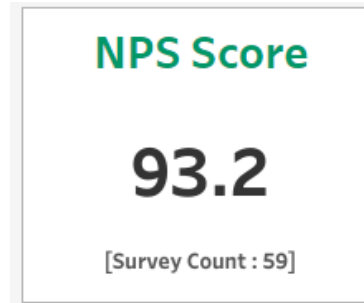
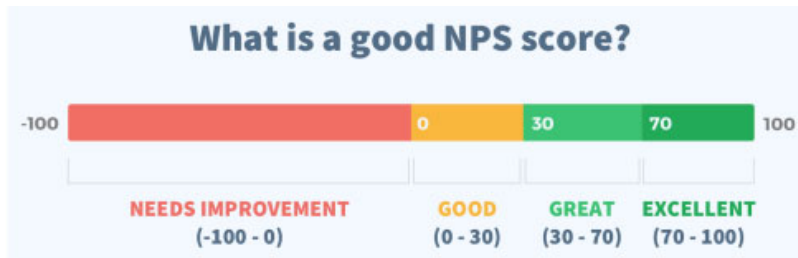
Appointments by Care Center

Last 12 Months



- Only Care Centers with at least six appointments are displayed

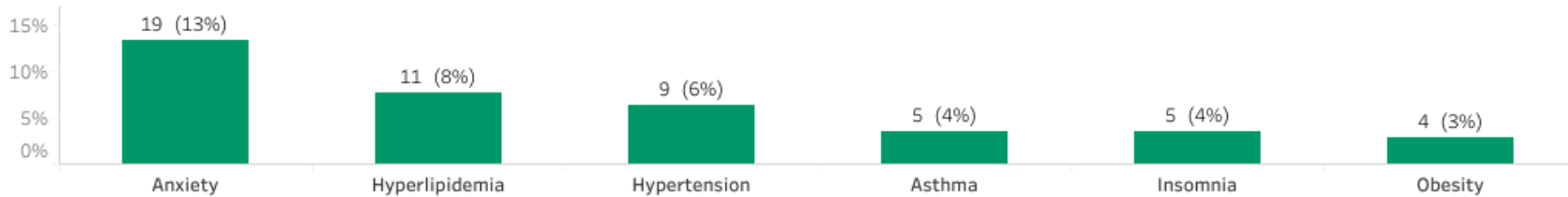
Patient Satisfaction



- Easy, relaxing, great caring team.
- The provider took me before my scheduled appointment that's a first!
- I love the personal care they give. I don't feel like I'm being rushed at all, and I feel like I'm literally the only person in the office every time I'm in there.
- I love that your appointment time is when you are taken back for your appointment. No waiting. Sarah and Aaron are super thorough in the exam, and they have compassion for how I was feeling. I did not feel they rushed the appointment since I had one of the latest appointments. I also love I can get the medications right in the office. No waiting for a pharmacy to fill a prescription! I love EVERYTHING about this clinic!
- I had been sick for over a week and was not able to get an appointment with my PCP. Everside was able to see me right away. The staff was very friendly and professional. My medicine was filled and given to me right in the spot. It was a very nice experience!
- I liked how convenient it was and plan to have my family go there when needed.
- Prior to COVID, my primary physician retired, and I had difficulty finding a health care provider. I was able to schedule an appointment at Everside within a few days of the facility opening. I had a Wellness physical completed and another appointment for a follow up appointment. I am extremely satisfied with Everside.

Condition Management

Top 6 Conditions by Prevalence



Screening Measure	Patients Screened	% High Risk	vs. 12 Months Prior	% of Patients by Risk Category Low Moderate High
Blood Pressure	115	7.0%		26.1% (Low) 67.0% (Moderate) 6.9% (High)
BMI	120	35.0%		43.3% (Low) 21.7% (Moderate) 35.0% (High)
Glucose	18	5.6%		66.7% (Low) 27.8% (Moderate) 5.5% (High)
Hemoglobin A1c	14	7.1%		71.4% (Low) 21.4% (Moderate) 7.2% (High)
Nicotine Use	110	0.9%		91.8% (Low) 7.3% (Moderate) 0.9% (High)
Total Cholesterol	13	23.1%		46.2% (Low) 30.8% (Moderate) 23.1% (High)

Measure Name	Low	Moderate	High
BMI	0.00-24.99	25.00-30.99	31.00-100.00
Diastolic BP	0-79	80-99	90-200
Systolic BP	0-129	130-139	140-200
Glucose	0-99	100-125	126-1000
Hemoglobin A1c	0.01-5.69	5.70-6.49	6.50-14.99
Nicotine Use	Non User	Former User	Current User
Total Cholesterol	0-199	200-239	240-600