







VINTON HIGH SCHOOL

2015-2016 • Calcasieu Parish • Grades 8-12 • 010056

B

277 Enrolled • 13% Special Education • 67% Economically Disadvantaged

SPS = 93.3



INDICATOR	SCHOOL	14/15 vs 15/16	MINORITY STUDENTS	STUDENTS WITH DISABILITIES	ECONOMICALLY DISADVANTAGED STUDENTS	DISTRICT	STATE	NATIONAL
End of Course Exams On Track (Good or Excellent)	63%	 IMPROVED	38%	25%	57%	60%	61%	N/A
ACT: Average Score	19.8	 IMPROVED	18.4	N/A	19.2	19.5	19.3	19.7
Graduates Earning 18 and Above on ACT or Silver and Higher on WorkKeys Certificates	90%	N/A	83%	N/A	89%	84%	75%	N/A
Student Graduating in Four Years with a Diploma	75%	 DECLINING	74%	40%	67%	83%	78%	83%
Graduates Scoring 3+ on Advanced Placement Test or 50+ on CLEP	5%	 IMPROVED	5%	<5%	<5%	11%	8%	22%
Graduates Earning TOPS-aligned Dual Enrollment Credit	24%	 DECLINING	21%	<5%	15%	19%	18%	N/A
Student Enrolling in College after Graduating	47%	 DECLINING	23%	N/A	32%	63%	58%	68%

DID THIS SCHOOL MAKE PROGRESS WITH STUDENTS WHO STRUGGLED ACADEMICALLY?

Schools earn a maximum of 10 progress points for students previously non-proficient but who exceeded expectations in the current year.

TOTAL POINTS EARNED

5.0

2013-2014		2014-2015		2015-2016		 FAMILY Support TOOLBOX	 DATA CENTER
B	SPS 89.3	B	SPS 86.9	B	SPS 93.3		