

Project Observation Report

Project Name:	Tri Tech East Building C 1.5	Project No.	2208
Report #:	44		
Observation Date:	8-2-23	Last Report:	7-26-23
Prepared By:	Steve Mallory, AIA	Contractor:	Banlin

Weather:

Sunny	Wind calm	70°		From: 8:25am	To: 8:50am
-------	-----------	-----	--	--------------	------------

Construction Activity Observed:

Schedule Activity No.	Work in Progress
	Punchlist
	HVAC controls

Labor Resources Observed:

Contractor-Quantity	Contractor-Quantity
Banlin -1+1	Low voltage - 1

Observed Equipment on site: Sanican

Others/ Inspectors on site: -

Field Discussions: Checked in with Matt. Punchlist on-going, adjusting doors and closers. No issues, TEM here today are working on controls. All cord reels are mounted. Low voltage work on-going, Metal wall panels installed. Big D's re-graded the east site and the northwest water valve was uncovered and set with CDF. Vacuum system parts being replaced next week. Culligan waiting for a part to be delivered to complete. Painters to do final touch up next week.

Percent Complete:	Pay-app (#10)	Completion Date:
Contract Amount	\$3,774,429.00	Original Contract NTP: Sept 21, 2022
Change Orders:	\$73,161.53	
Adjusted:	\$3,847,590.53	
Completed:	\$3,571,770.06, with \$178,588.50 retained	
Current Payment	\$234,197.18 (Incl. WSST)	Change Order date adjustment: 0 days
Overall % Complete:	92.8%	Expected Project End Date: Aug 15, 2023

Change Order Breakdown: -

Inspection Reports: Roof inspection passed, air barrier testing passed.

As-Builts: No issues.

Preparers Comments: They are nearing completion of the work except for a few outstanding parts for the Fire alarm system and one with the water softener. Working on the final punchlist. Some final cleaning remains in the Sotrage room, other rooms finished.. Fire alarm systems wired but not complete Low voltage work nearly complete. Floor protection sheets removed.

Construction Site Photos:



East Elevation



Looking north along the central curb



North site



Looking west at the alleyway on the north side of the building



Looking south along the central curb



Looking at the northeast corner of the building



North elevation



Alleyway



Front elevation and awnings



Main entry




South sod



Looking west along the South elevation



Entry



Entry – looking south



Main door actuator



Women's restroom



Men's restroom



Mechanical room




Water softener



Looking north along the shop's east wall and lockers with diamond plate top



Looking northwest across the shop



Looking west along the Shop's south wall



Looking north at the northeast man and overhead door



Wiring cord reels in the shop- north half




Wiring cord reels in the shop- south half



Looking northwest at the electrical panels and transformer mounted on the wall




Looking southeast across the shop



Looking south at the southwest corner of the shop




Shop's south sink



Storage room backboard and equipment, relocated lower panels to north wall - paint



Storage Rm.



Looking west along the south wall of the shop



Looking NNW at the west half of the shop



Looking NNE at the east half of the shop



Looking south at the southwest corner of the north classroom



Looking west along the north classroom's north wall




Looking west at the main east-west corridor



Looking east at the main east-west corridor



Office



Lab – looking south into the lab from the north lab door



Exam room casework



Lab cord reels and acoustical panels



Lab dogwash stations and acoustical panels



Lab looking north at the acoustical panels



Kennel Room acoustical wall panels, vacuum and janitor sink on the north wall



Looking at the acoustical wall panels on the west wall of the south classroom



Looking east at the casework and acoustical wall panels on the east wall of the south classroom



Looking at the south classroom entry



Looking south at the DOAS and two of the RTUs



Looking north at the DOAS and three of the RTUs



Main entry overhang



Roof hatch and railings