



ST. JOHN BOSCO HIGH SCHOOL
SALESIAN COLLEGE PREPARATORY

Welcome to Bosco!



CONGRATULATIONS!

On behalf of the entire St. John Bosco High School community, we are thrilled to welcome you into the Bosco family.

Transitioning to high school can be a big change. We know, from experience, that you will have many questions about Salesian daily life. Our job is to create a tight-knit, inclusive community, one where everyone is equally informed and welcome. This guide is designed to help new and returning families navigate some of the areas that may otherwise be confusing or hard to find.

There are many additional resources and people here to make sure you're ready to share the Bosco Experience. If you wish to have something clarified, our Parent Ambassadors are more than happy to help.

In this welcome packet, you will find the following:

1. 2023-2024 School Calendar Important Dates
2. 2023-2024 Bell Schedule
3. Administration, Faculty & Staff Contact Information
4. SJB Counseling Information & Office Hours
5. Graduation Requirements & College Admissions Entrance Requirements
6. Campus Map
7. Frequently Asked Questions & Answers
8. How to Get Involved at Bosco
9. How to Communicate Effectively
10. 7 Tips for Success in High School
11. How to Login to Schoology
12. How to Setup PowerSchool

You can do this. You are capable. Improve every day. Ask for help. Create change. You are loved.

Be Excited. Be Involved. Be Courageous. Be Bosco!

Follow Us On Social Media for All the Latest News & Announcements From Our School Community!

Twitter: @StJohnBoscoHS

Facebook: @boscobraves

Instagram: @stjohnbosco





Access the School Calendar Online Here:

2023-2024

School Calendar Important Dates

August 2023

- 7: Freshmen/New Student Orientation Day 1
- 8: Freshmen/New Student Orientation Day 2
- 9: All Student Orientation & Picture Day; Senior Leadership Seminar
- 10: 1st Day of Classes (1st Semester Begins)
- 14: SJB Global Classes Begin
- 16: New Mothers' Welcome Hosted by the Margheritas Guild
- 18: Back-to-School Mass (Formal Attire); Back-to-School Dance
- 29: Back-to-School Night for Parents

September 2023

- 4: No School (Labor Day)
- 5: Progress Reports Published
- 6: Club Carnival
- 8: Fall Sports Spirit Week Rally
- 9: SJHS Welcome Dance
- 10: Grandparents Day Mass & Breakfast
- 20: Senior Luau with SJHS
- 22: Freshmen BBQ at SJHS

October 2023

- 3: Progress Reports Published
- 6: End of Q1; SJB Global Q1 Finals; Homecoming Rally; Homecoming Football Game
- 8: Homecoming Dance
- 9: SJB Global Q2 Begins; No School (Homecoming Holiday)
- 11: National Testing Day
- 13: Football vs Mater Dei at Home
- 16: No School (Faculty/Staff Formation Day)
- 27: Junior Retreat (No School 9th, 10th, 12th Grades); Junior Picnic

November 2023

- 1: All Saints Day School Mass (Formal Attire)
- 3: Dia de los Muertos Celebration
- 7: Progress Reports Published
- 9: Veteran's Day BBQ During Lunchtime
- 10: No School (Veteran's Day); Winter Musical Opening Night at SJB Theater
- 15: Counseling Dept Extended Hours (College Applications)
- 17: Visual & Performing Arts Dept's Art Walk Event
- 20-24: No School (Thanksgiving Break)
- 27: Thanksgiving Break Ends & School Resumes
- 28: Counseling Dept Extended Hours (College Application Help)

December 2023

- 1: Culture Fair
- 5: Progress Reports Published
- 8: Immaculate Conception Mass (Formal Attire); SJB Global Q2 & Semester 1 Finals
- 9: SJB Global Finals
- 11-14: Final Exams
- 15: No School (Christmas Vacation Begins)

*Dates are subject to change



January 2024

- 8: Christmas Vacation Ends & School Resumes; SJB Global Q3 & Semester 2 Begins
- 15: No School (Dr. Martin Luther King Jr Day)
- 26: Winter Sports Spirit Week Rally
- 27: Winter Formal
- 30: Senior Parent Night
- 31: St. John Bosco Feast Day

February 2024

- 2: Sophomore Lock-In at SJHS
- 9: Freshmen Retreat (No School 10th, 11th, 12th Grades)
- 10: Mardi Gras Celebration for Parents & Community
- 14: Ash Wednesday Mass (Formal Attire)
- 16: Black History Month Celebration
- 19: No School (Presidents' Day)
- 24: Sadies Dance at SJHS

March 2024

- 1: SJB Global Q3 Finals
- 2: Senior Pancake Breakfast
- 4: SJB Global Q4 Begins
- 8: Mass (Formal Attire)
- 15: Sophomore Retreat (No School 9th, 11th, 12th Grades)
- 18: No School (Faculty/Staff Formation Day)
- 22: Spring Sports Spirit Week Rally
- 25-27: Career Week Activities
- 27: Senior Sunset
- 28: No School (Easter Break Begins)

April 2024

- 1-5: No School (Easter Break)
- 8: Easter Break Ends & School Resumes
- 19: Senior Exit Interviews (No School Grades 9-11); SJB Spring Play Opening Night
- 26: Senior Retreat & Farewell
- 27: Prom

May 2024

- 3: SJB Global AP Finals; Marian Day Mass & Field Day
- 7: Progress Reports Published
- 10: SJB Global Q4 & Semester 2 Finals
- 15: Boscars Banquet & Show (Theater)
- 17: Grad Nite
- 20-23: Final Exams
- 23: Baccalaureate Mass & Awards
- 24: Junior Ring Ceremony; Class of 2024 Graduation

2023-2024

Bell Schedule

MONDAY- WHITE SCHEDULE				TUESDAY & THURSDAY - BLUE SCHEDULE			
8:00 am	--	8:50 am	BLOCK 1	8:00 am	--	9:25 am	BLOCK 1
8:56 am	--	9:41 am	BLOCK 2	9:30 am	--	10:50 am	BLOCK 2
9:47 am	--	10:32 am	BLOCK 3	10:50 am	--	11:05 am	BREAK
10:32 am	--	10:47 am	BREAK	11:10 am	--	12:30 pm	BLOCK 3
10:52 am	--	11:37 am	BLOCK 4	12:30 pm	--	1:00 pm	LUNCH
11:42 am	--	12:27 pm	BLOCK 5	1:05 pm	--	2:25 pm	BLOCK 4
12:27 pm	--	12:59 pm	LUNCH				
1:04 pm	--	1:49 pm	BLOCK 6				
1:55 pm	--	2:40 pm	BLOCK 7				

GOLD SCHEDULE 1				GOLD SCHEDULE 2				GOLD SCHEDULE 3			
8:00 am	--	9:25 am	BLOCK 1	8:00 am	--	9:25 am	BLOCK 1	8:00 am	--	9:25 am	BLOCK 1
9:25 am	--	10:25 am	COMMUNITY	9:25 am	--	9:40 am	BREAK	9:25 am	--	9:40 am	BREAK
8:25 am	--	10:40 am	BREAK	9:45 am	--	11:05 am	BLOCK 2	9:45 am	--	11:05 am	BLOCK 2
10:45 am	--	12:05 pm	BLOCK 2	11:05 am	--	12:05 pm	COMMUNITY	11:05 am	--	11:40 am	LUNCH
12:05 pm	--	12:40 pm	LUNCH	12:05 pm	--	12:40 pm	LUNCH	11:45 am	--	1:05 pm	BLOCK 3
12:45 pm	--	2:05 pm	BLOCK 3	12:45 pm	--	2:05 pm	BLOCK 3	1:05 pm	--	2:05 pm	COMMUNITY

GOLD SCHEDULE - LATE START				GOLD SCHEDULE - EARLY DISMISSAL			
9:00 am	--	10:25 am	BLOCK 1	8:00 am	--	9:25 am	BLOCK 1
10:25 am	--	11:05 am	ACADEMIC SUPPORT	9:25 am	--	9:40 am	BREAK
11:05 am	--	11:20 am	BREAK	9:45 am	--	11:05 am	BLOCK 2
11:25 am	--	12:45 pm	BLOCK 2	11:05 am	--	11:40 pm	LUNCH
12:45 pm	--	1:15 pm	LUNCH	11:45 am	--	1:05 pm	BLOCK 3
1:20 pm	--	2:40 pm	BLOCK 3				



Administration, Faculty & Staff Contact Information



Brian Wickstrom
President/CEO



Fr. Mike Gergen
Director



Ernest Antonelli
Principal



Jen Schnorr
Vice Principal of
Student Affairs



Robert Linares
Vice Principal
of Student Conduct



Derrick Fernando
Assistant Principal of
Academic Affairs

Main Office: (562) 920-1734 | Administration Contacts:

President

Dr. Brian Wickstrom

BWickstrom@Bosco.org

Director

Fr. Mike Gergen

MGergen@Bosco.org

Principal

Mr. Ernest Antonelli

EAntonelli@Bosco.org

Vice Principal of Student Affairs

Ms. Jen Schnorr

JSchnorr@Bosco.org

Athletic Director

Dr. Eric Lane

ELane@Bosco.org

Lead Academic/College Counselor

Mr. Basil Totah

BTotah@Bosco.org

Director of International Admissions

Mr. Bryce Weiglin

BWeiglin@Bosco.org

Director of SJB Global

Mrs. Diane Gihring

DGihring@Bosco.org

Vice Principal of Student Conduct

Mr. Robert Linares

RLinares@bosco.org

Assistant Principal of Academic Affairs

Mr. Derrick Fernando

DFernando@Bosco.org

Department Contacts:

Activities Coordinator

(562) 920-1734 ext. 596

Club information, ID card

replacement, dance guest passes

Attendance Office

(562) 920-1734 ext. 224

Absences, tardiness, illnesses,

lost & found

Athletics Office

(562) 920-1734 ext. 249

Campus Store

(562) 920-1734 ext. 263

Counseling Office

(562) 920-1734 ext. 281

Career information, scheduling

problems, college information

Registrar's Office

(562) 920-1734 ext. 509

Transcripts, change of residence,

phone number or email

Outreach Concern

(562) 920-1734 ext. 295

Personal counseling for students

Youth Ministry Office

(562) 920-1734 ext. 575

Spiritual counseling for students



SJB Counseling Information & Office Hours

The St. John Bosco High School counseling team is dedicated to the care and development of each student. The counseling department supports students and families in three main areas: Social/Emotional Counseling, Academic Counseling and College/Career Counseling. To find your student's assigned counselor, please log into PowerSchool.

Basil Totah, Lead Counselor

- btotah@bosco.org | (562) 920-1734 x281

Omar Delgado

- odelgado@bosco.org | (562) 920-1734 x287

Melissa Pantoja

- mpantoja@bosco.org | (562) 920-1734 x262

Cathy Roohan

- croohan@bosco.org | (562) 920-1734 x261

Alyssa Skipper

- askipper@bosco.org | (562) 920-1734 x268

CPLA, Additional Social/Emotional Counselors

- (562) 920-1734 x295

Counselors are happy to hold virtual meetings. To set one up, please call or email the counselor, and he/she will send you an emailed invitation with a link for the meeting. Office hours are 7:30am-3:30pm, M-F



Graduation & College Admission Requirements

St. John Bosco High School Graduation Requirements:

Religion: 4 Years
English: 4 Years
History/Social Studies: 3 Years
Mathematics: 3 Years
Lab Science: 3 Years
World Language: 2 Years* (*See International Student World Language Requirement Policy)
Visual/Performing Arts: 1 Year
Physical Education: 1 Year
Health: 1 Semester
Electives: 8.5 Semesters*

*For the Class of 2027 and beyond, 1 semester of Financial Literacy is required to be taken as an elective.

Courses must be passed with a grade of D or higher to earn credits toward graduation. All students must also complete the following to graduate:

Senior Exit Interview

History of Good Character & Citizenship

Day of Reconciliation (Completed Every Year)

College Admission Entrance Requirements:

These are the minimum courses required to be eligible to apply to the University of California (UC) or California State University (CSU) systems. UC schools require that you complete 11 of these prior to the beginning of senior year. Must pass with a grade of C or higher.

- A. **History/Social Studies (2 Years):** 1 year of World History and 1 year of US History OR 1 semester of US History with 1 semester of US Government/Civics
- B. **English (4 Years)**
- C. **Mathematics (3 Years):** Algebra 1, Geometry (required), and Algebra 2 at minimum
- D. **Science (2 Years):** At least 2 from Biology, Chemistry, or Physics
- E. **World Language (2 Years):** Spanish or French
- F. **Visual and Performing Arts (1 year)**
- G. **College-Preparatory Elective (1 year):** This can be a separate approved elective, or an additional course from any of the categories listed above



Campus Map

Take a virtual tour of our 36-acre campus or download a copy of this map here:



MAP POINT	LOCATION
	200 Building
1	Main Entrance, Lobby, Campus Store, Counseling & Administrative Offices
2	Quad
3	Outdoor Basketball Courts & Sand Volleyball Court
4	Intramural Field
5	Chapel
6	Esports (3rd Floor)
7	The Oratory
8	The Multi-Purpose Room (MPR)
	300 Building
9	Learning Commons - Entrepreneurship Pathway
10	Math, Science & Engineering Building - Engineering Pathway
11	Math, Science & Engineering Building - Biomedical Pathway
12	Math, Science & Engineering Building - Computer Science Pathway (2nd Floor)
	400 Building & Lunch Area
13	Theater
14	Student Atrium
15	Student Activities Office & ASB Student Store
16	Visual & Performing Arts Building - Film & Media Arts Pathway
17	SJB Canteen
	Athletic Facilities & Garden
18	Athletic Complex (Track & Field, Lacrosse, Soccer)
19	Shotput & Discus Venue
20	Dunrobin Field
21	Community Garden - Bosco Bread Company
22	Baseball Stadium
23	Baseball Practice Field
24	Wrestling Arena
25	Weight Rooms
26	Gymnasium
27	Locker Rooms
28	Athletic Training Room - Sports Medicine Pathway
29	Aquatic Center
30	Panish Family Stadium

Frequently Asked Questions & Answers (FAQs)

**All information below
can be found online here:**



What do you bring on the first day of orientation?

All students must bring their device.

What electronic device should I purchase?

St. John Bosco High School has a Bring Your Own Device approach to technology. Not only is this consistent with the technology approach in higher education, but also allows students to select devices that they are comfortable with at a price point that each family has discretion over. At a minimum, students will need the following: Word Processing (compatible with MS Word), Presentation (analogous to MS PowerPoint), Spreadsheet (compatible with MS Excel), and a Web Browser. Please Note: There are specific calculator requirements for certain Math and Science classes. Please refer to the class documentation for those specifications.

When do I receive my class schedule?

Class schedules will be available through PowerSchool the first week of August.

Where can I find textbook & class supplies information?

St. John Bosco High School utilizes both digital textbooks as well as traditional hard copy texts depending on the course. The titles of course textbooks along with cost and instructions on how to access the textbook will be provided on the first day of class along with any supplies needed for the class.

What is Schoology?

Schoology is our learning management system. Parents & students may access Schoology to see grades, assignments, announcements, the Brave calendar, Student and Parent Directory, and much more. Questions regarding Schoology can be directed to the Registrar at (562) 920-1734 ext. 509 or via email at GLogsdon@Bosco.org. *See end of packet for how to log in to Schoology.

What is PowerSchool?

PowerSchool is the school's electronic student management system where student information is collected and

stored. The portal is the "doorway" into the system giving parents access to information about their children. PowerSchool gives parents and students access to real-time information such as attendance, grades, class schedules, test scores and graduation requirements. Questions regarding PowerSchool can be directed to the Registrar at (562) 920-1734 ext. 509 or via email at GLogsdon@Bosco.org. See end of packet for how to log in to PowerSchool.

What is Naviance?

Naviance is an online program with single sign-in for students and parents that promotes college and career readiness through its application programs, including a Success Planner, Course Planner, College Planner and Career Planner. Naviance will be used by the Counseling Department to guide students in identifying their college major and career choice, for college/academic announcements (e.g. scholarships, field trips, college visits), to St. John Bosco High School, as well as submitting documentation to select colleges in the senior year during college application season.

What is the dress code for students?

All students are required to abide by the St. John Bosco High School uniform policy. Uniforms can be purchased in the Campus Store or online.

Campus Store Hours: Monday-Saturday; 8am-6pm

Shirt:

Official Bosco polo shirt (navy, white or grey) with collar, which must be worn tucked in. Only plain white undershirts may be worn underneath and must be tucked in. Inappropriate and/or untucked undershirts will be confiscated.

Pants/Belts:

Uniform pants or uniform shorts with a plain leather belt with a standard buckle. The opportunity to wear uniform shorts can be revoked by SJB Administration if the student entire student body fails to maintain a clean campus following break and lunch.

Shoes:

Standard dress shoes or athletic shoes with socks above the ankle only. No sandals, slides or slip-on shoes are allowed.



Formal Attire:

Students must wear a Campus Store SJB Tie, White Oxford-style dress shirt, dress slacks or uniform pants, belt and dress shoes. Students who wish to wear formal outerwear are allowed to wear an SJB sweater and/or vest, but outerwear is not mandatory. Formal attire is worn during formal functions such as liturgies and special assemblies.

Grooming:

Hair must be kept neat, clean and professional. Hair must be pulled away from face at all times. Facial hair must be neatly trimmed and kept close to the face at all times.

Where do I purchase school uniforms?

Uniforms can be purchased in the Campus Store or online at www.bosco.org/shop. The Campus Store is located down the hall to the right of the main entrance to the school. The store is open Monday through Saturday from 8am to 6pm.

What is the cell phone policy for students?

Cell phones must be left on silent or turned off and remain in the student's backpack until the conclusion of the school day. Students that fail to adhere to this policy will have their cell phone confiscated and they will be assigned a detention.

How can I contact my child during the school day?

Families are able to contact students via Google Chat (every student is assigned a Bosco email address powered by Google). Additionally, in case of emergency, students can be reached by calling the main office at 562-920-1734.

Proper communication regarding student absence?

When a student is absent, the parent/guardian must:

1. Call the attendance office the same morning of the absence. You may also send an email to attendance@bosco.org. In the subject line, please include your son's full name, student ID, and type of absence (illness, dr. appointment, other).
2. Upon his return to school, the student must present a note to the Attendance Office, written by his parent/guardian, explaining the circumstances regarding his absence before he is readmitted to class. Failure to complete items listed above may result in an assigned Saturday School.

Is there a lost and found on campus?

Lost and Found has locations in the office of Dean of Students, Learning Commons, and PE/Athletic locker room. Wallets, watches, cell phones, and other valuables can be turned into the Main Office if prior locations are closed. Both locations will accept found items and release reclaimed items.

Are there any activities before and after school?

The campus is a busy place from 6am-6pm at night. Whether it is hanging out, doing homework, or participating in a club or on a team, there is always a place to be before and after school. This includes the following supervised common areas:

- Learning Commons:
M, T, Th & Fr | 7am-8am & typically open after school until 5:00pm
W | 7am-9am & 2:40pm-5pm
- Oratory:
M-F | 6:30am-7:45am & 2:40pm- 4:00pm

Where can I go for help with an SJB Global online class?

Students can go to the Learning Commons from 7am-5pm and see the SJB Global team for any help needed for their online SJB Global classes.

What is the Service Hour Program?

Parent participation is a very important part of our Salesian educational philosophy. Our Service Hour Program is designed to provide parents the opportunity to become involved in various school activities. We use Track It Forward for tracking volunteer hours. Only hours that are logged through this platform will count toward parent service hour requirements. Through your volunteer dashboard, you will have the ability to log hours, view your total hours submitted, see your milestone progress, sign up for events and more. For more information, please visit www.bosco.org/servicehours.

FAQs (cont'd)

What are the requirements for athletics?

Every season our student-athletes gain lessons in the value of competition, perseverance, hard work, and the true meaning of teamwork. Physical and mental challenges in a team setting offer our athletes the opportunity to develop leadership skills, self-confidence and a commitment to others that will inspire them to lead productive and active lives.

If you are playing Fall, Winter or Spring 2022-2023 sports seasons you must complete the online athletic clearance process.

1. MEDICAL CLEARANCE FOR ATHLETICS



- Physical (signed and stamped by MD). Signed by parent and student-athlete - Uploaded to Family ID
- Family ID registration and electronic signing-off of forms. Located under Athletics/Athletic Training on our website at Bosco.org
- Insurance Card Upload
- Concussion baseline testing. If needed, athletic training staff will be reaching out
- Emergency White Cards for away games

2. STUDENT IN GOOD STANDING

- Maintain a 2.0 total GPA or higher
- Student behavior in good standing
- Family financial tuition commitment in good standing

Transfer Student Requirements for participating in Athletics:

- Medical Clearance for Athletics
- Communication with the Head Coach for assessment and try out?
- Complete CIF transfer process with Athletics Office (Jon Hall | jhall@bosco.org)

How do I contact the Athletic Department?

See contact information below:

Dr. Eric Lane - Athletic Director
Ext 250 or elane@bosco.org

Mr. Jon Hall - Asst. Athletic Director
Ext 227 or jhall@bosco.org

Ms. Jeanne Pantuso - Athletics Assistant
Ext 249 or jpantuso@bosco.org

Ms. Melody Mohebbi - Head Athletic Trainer
Ext 219 or mmohebbi@bosco.org



St. John Bosco High School - Get Involved!

Community Events



Parents Association



Margheritas Guild



Service Hours



Community Garden & Bread Company



Student Life Activities & Events



ST. JOHN BOSCO HIGH SCHOOL

HOME OF THE BRAVES

How to Communicate Effectively via Email

It is important for students and families to communicate effectively with faculty and staff members. Utilize Google Chat when appropriate, and email for more detailed messages. It is advised that students use their @bosco.org email address at all times when communicating with SJB personnel. Always use a subject line, which should quickly reference what the email you are sending is about, and please always include the student's first and last name as well as SJB Student ID.

To learn of the most appropriate contact to email, please visit the Faculty & Staff Directory, which can be found on the www.bosco.org website: <https://www.bosco.org/my-bosco/directory>

Below are a few examples of how and when to communicate by email.

1. Teacher: It is important that you maintain awareness of your academic progress in each of your classes. Whether you would like to know how you scored on an assessment, if you need clarification on an assignment, if you will be missing class (you are responsible for checking Schoology on the days you are absent), or if you simply want to meet to discuss your interest and/or confusion with your teacher, you will want to be sure to email your teacher directly. Please allow your teacher a few business days to respond to their email. Teachers are available before school and after school, so please seek assistance from your teachers as soon as possible, but using your email allows for you to keep a record of communication.

Example Email Requesting Teacher Assistance:

To: teacher@bosco.org
Subject: Requesting Assistance with Recent Science Lab

Good Afternoon Mr. or Ms. Teacher,

I hope that you are doing well. I submitted my lab report, but I had a bit of confusion with my results. May I please meet with you before school, at your convenience, to discuss further?

Thank you,
Your Name

Example Email Informing Teachers of your Absence:

To: teacher@bosco.org
Subject: Absent Today

Good Morning Mr. or Ms. Teacher,

I hope that you are doing well. Unfortunately, I am feeling ill today. I do not want to fall behind in class. I will check our class Schoology page, but may you please inform me what I will be missing so that I am aware of my responsibilities? I hope to see you soon.

Thank you,
Your Name

2. Counselor: Your Academic & Guidance Counselor is available to assist you for Course Scheduling, College Admissions Guidance, etc. Please do not hesitate to contact your counselor should you wish.

Example Email Regarding College Admissions:

To: counselor@bosco.org
Subject: Requesting Assistance with College Application

Good Afternoon Mr. or Ms. Counselor,

I hope that you are doing well. I am beginning the process of applying to some colleges, but I would like your opinion on which college you believe would be a good match for me. May I please meet with you, at your convenience, to discuss further?

Thank you,
Your Name

Example Email Regarding Course Schedule:

To: counselor@bosco.org
Subject: Requesting Assistance with Course Schedule

Good Afternoon Mr. or Ms. Counselor,

I hope that you are doing well. I am enjoying most of my classes. Unfortunately, I believe my Science class is too easy for me. May I please join an Honors or AP Science class instead?

Thank you,
Your Name



3. Attendance Office: There may be times where you are not feeling well, and you need to stay home from school. When this happens, please have your parent/guardian/representative contact the Attendance Office. You, too, should do your best to email the Attendance Office, along with the class teachers that you will be missing that day (so that you do not fall behind in your studies, due to your absence).

Example Email:

To: attendance@bosco.org

Subject: Student Name, ID Number - Absent Today

Good Morning Attendance Office,

I hope that you are doing well. Unfortunately, I am not feeling well today. My guardian has called the Attendance Office. I, too, wanted to email you and inform you that I will not be attending school today. I will email each of my teachers, informing them that I will not be attending their class today. Thank you for your understanding.

Thank you,
Your Name



7 Tips for Academic Success in High School

So, you are a high school student. Great! No matter what stereotypes you may have heard, high school is a magical time when students have the opportunity to learn, grow, and make mistakes to work on creating the academic habits they will carry with them to college and a career.

However, for high-achieving students, high school can also feel overwhelming. Academic success seems mandatory to get accepted into the right colleges and universities and pave the way toward a bright future.

Fortunately, the way to enjoy academic success in high school does not have to be a mystery. Here are seven tips for high school students to keep in mind as they strive for academic excellence during these formative years:

1. Explore and Find Your Passions

As a high school student, one of the most important ways to prepare yourself for a successful future is to do a lot of exploring so you can discover the areas of study and extracurricular activities that you're passionate about.

A common misconception might lead students to believe that colleges and universities, even future employers, find a wide array of activities most impressive. In fact, leaders are actually often impressed by individuals who find their few passions and pursue them whole-heartedly.

Pursuing too many different activities at once in high school could lead to an overwhelming experience. Sometimes, selecting a few activities you care most about will lead to more success in those areas than if you attempt to get involved in every possible way throughout high school.

As Cassandra Allen, recent Wellesley graduate, notes in *College Admission—How to Get Into Your Dream*

School: Real Students, Real Stories by James Lewis, "You don't have to do everything; it's okay to pick one or two clubs and be passionate about them." Students like Allen learned the hard way that overfilling a high school schedule is not always the best strategy.

Remember, you are only human. Take time to explore the world and all possibilities of study while in high school—and then really delve into the subjects and activities you love the most.

2. Learn for Growth, Not Just Your GPA

Speaking of passions, learn to be passionate about the act of learning itself. Though the prospect of getting into the right college or university to eventually land the dream job might tempt you to focus on achieving the highest GPA possible, high school should also be a time when you fall in love with the process of learning.

The more fun you have while learning in high school, the more fun you will learn to have throughout your life, since life is a constant journey filled with new discoveries and lessons. If you can master the art of enjoying school now, imagine how much more fulfilling your entire high school and college experience will be later.

Focusing solely on grades and on-paper achievements will lead to a pressure-filled high school experience. Remember to take stock of where you are, who you are with, and what you are learning as you soak in your high school years. So many students would likely go back and do so if they could, so learn from those students now and enjoy learning for the fun of it! Why not, right?

3. Work On Time Management Skills

While time management does not sound like the fun you might want to have while learning, discovering how to use your time wisely will certainly help you enjoy high school more. You can accomplish time

7 Tips (cont'd)

management in whatever ways work best for you, but some tried and true methods include the following:

- Keep a calendar, whether digital or on paper. Calendars have a way of reminding you of the tasks you once thought were important, and you can even color-code them to reveal where you are spending most of your time—whether on studying, social time, extracurriculars, etc.
- Schedule study sessions for classes before the week of the test. Studying over time is a much better plan for success on tests than cramming the week or night before. Give your brain time to digest information, and you'll be surprised how much better you know the material—not just for the test, but for a lifetime of knowledge.
- Prioritize the most important tasks. Determine which tasks every day are most important to you, and add them first on your list. For example, if you know you have a major project due in a week, you might want to prioritize brainstorming for that project and save the easier homework for later.
- Create good habits, like reviewing notes each night before bed. Looking over information before bed can help the content solidify in your mind, so make it a habit to review notes for your hardest classes before you go to sleep. Any small, doable habit like this is a good idea—especially when you can form that habit at such a young age.
- Strive to be on time. In every stage of your life, you'll find that people respect those who are prompt. And when you are on time, you show others you respect their time as well as your own. The earlier you can learn to be on time, the better, since this skill will always serve you well.

Learning how to manage your time in high school will inevitably make the transition to college and your professional life much easier. Best of all, the more adept you become at time management, the more time you will hopefully create in your schedule to have some fun with friends, as well as studying and enjoying extracurriculars.

4. Get Involved in Your Community

The life of a high school student can sometimes feel like living in a bubble. However, you will become more engaged in your own life the more you engage with your surrounding community.

Not only does volunteerism add to a resume, but it also has a way of creating much happier students. Volunteering within your local and global community has been found to have major health benefits like lower blood pressure and a longer overall life—not to mention the good volunteers do for their fellow community members.

Moreover, by getting involved in your community, you will have more opportunities to explore your interests, thus providing you with a better idea of which area(s) of study you might want to pursue in college and in a future career.

You might even find that you start to get more interested in your classes, since you see the evidence of those lessons in your community and can apply academics to the world around you.

5. Utilize Your Resources

As with most accomplishments in life, succeeding in high school cannot be done without help. In high school, you have access to a wealth of resources, and you can usually find sources of help you hadn't even thought about.

Of course, your parents, teachers, family members, and friends should all be there to help you; but you have other resources at your fingertips as well.

High School Counselors

Get to know your high school counselors, as these individuals will not only be able to help you manage coursework and life throughout your early high school years but will also become invaluable resources as you plan for life after high school—in college and beyond.

7 Tips (cont'd)

High School Honor Societies

As a high school student, you also have access to high school honor societies where you can apply for scholarships, gain leadership experience, and learn tips and tricks from other scholars and educators--as well as plug into a network.

Becoming a member of a high school honor society will also give you the resources you need to create both short- and long-term academic goals.

College Students

If you plan to apply for college, you should also consider consulting students you know who are currently in college, like family members or friends, who went through the years you are about to experience.

Ask them what advice they would give you, what you should prepare for now, and how they were able to achieve academic success in high school. Though every person is different, gathering as much information as possible will only help you understand the process of preparing for your future and what you should expect.

Books and Online Publications

Of course, you also have access to books and online publications about high school academic success, preparing for college, and planning for the future you want.

Books like **College Admission—How to Get Into Your Dream School: Real Students, Real Stories**, for example, contain stories and tips from real college students on topics from formulating good study habits to learning how to relax when school gets overwhelming.

Always think critically about where you get your information and check your sources; but with the digital world so full of resources, you can usually find plenty of answers to any question you might have.

6. Prioritize Your Health

You cannot have academic success in high school if you are not healthy enough to experience it fully, so make sure you always prioritize your health.

Tip #3 will help with this, but make time to exercise, eat balanced, nutritious meals, drink plenty of water, and sleep. Take a rest when you really need it, carve out time for mindfulness in your day, and spend time with friends and family.

Your body and mind work best when you take good care of them, so do not sacrifice your health for the sake of a good grade. You know when you can work harder and when you should take a break, so listen to yourself and learn your own signals.

7. Create Your Own List of Success Tips

Finally, realize that you are a unique individual and will be able to create your own list of success tips as you go through high school.

Every student and adult could tell you personal lessons they've learned, but only you can get to know yourself well enough to craft your own list.

By recognizing your individual power, you will also begin to learn that only you can be the best version of yourself. Know your value by prioritizing your academic success in high school, learn which classes and activities you are most passionate about, and enjoy learning while you have a safe and supportive place to do so--you will thank yourself in the future!

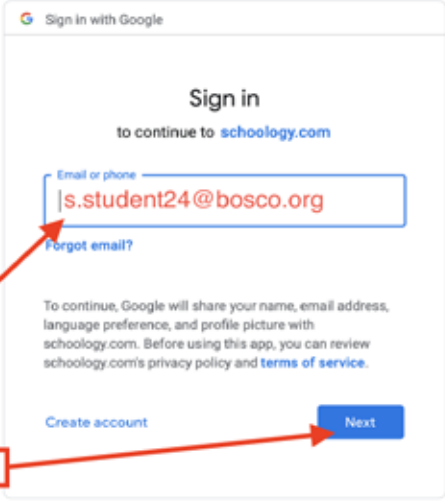
How to log in to Schoology in a browser and access your classes

1) Go to <https://bosco.schoology.com> in a web browser.

IMPORTANT: You must access your Bosco Schoology account from <http://bosco.schoology.com> instead of schoolology.com.

2) Enter your Bosco Google email address here.

3) Click Next



Sign in with Google

Sign in
to continue to [schoology.com](https://bosco.schoology.com)

Email or phone

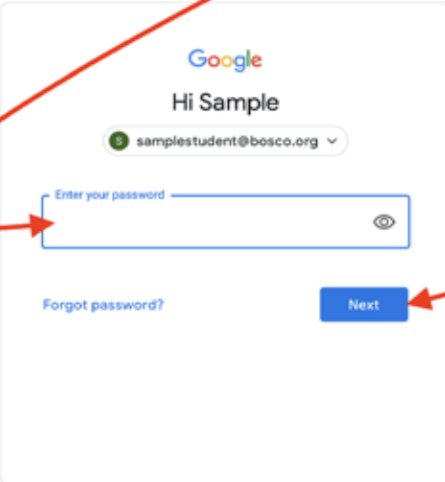
[Forgot email?](#)

To continue, Google will share your name, email address, language preference, and profile picture with [schoology.com](https://bosco.schoology.com). Before using this app, you can review [schoology.com's privacy policy](#) and [terms of service](#).

[Create account](#) [Next](#)


English (United States) ▾ [Help](#) [Privacy](#) [Terms](#)

4) Enter your Bosco password here and click Next.



Google

Hi Sample

 [samplestudent@bosco.org](#) ▾

Enter your password

[Forgot password?](#) [Next](#)

English (United States) ▾ [Help](#) [Privacy](#) [Terms](#)

The screenshot shows the Schoology dashboard for a 'Sample Student'. The top navigation bar includes 'COURSES', 'GROUPS', 'RESOURCES', and 'GRADE REPORT'. Below this, the 'COURSE DASHBOARD' is active, showing 'RECENT ACTIVITY' and a 'Sample Course: Section 1' by 'St. John Bosco High School'. On the right, an 'Upcoming' calendar lists dates from August to November 2020, with events like 'Sample Assignment', 'Main Office Closed', and 'No School' days. Red arrows and boxes highlight specific features: (5) points to the top navigation bar, (6) points to the 'COURSES' and 'GROUPS' links, (7) points to the 'RECENT ACTIVITY' link, (8) points to the notification bell icon, and (9) points to the 'Upcoming' calendar.

5) Welcome! This is main page of Schoology.

6) You will find your Courses here and here. Click here to access them.

7) You can all recent updates to your classes here.

8) All notifications are found here.

9) Here is where you will find the school calendar and all assignments that are due.

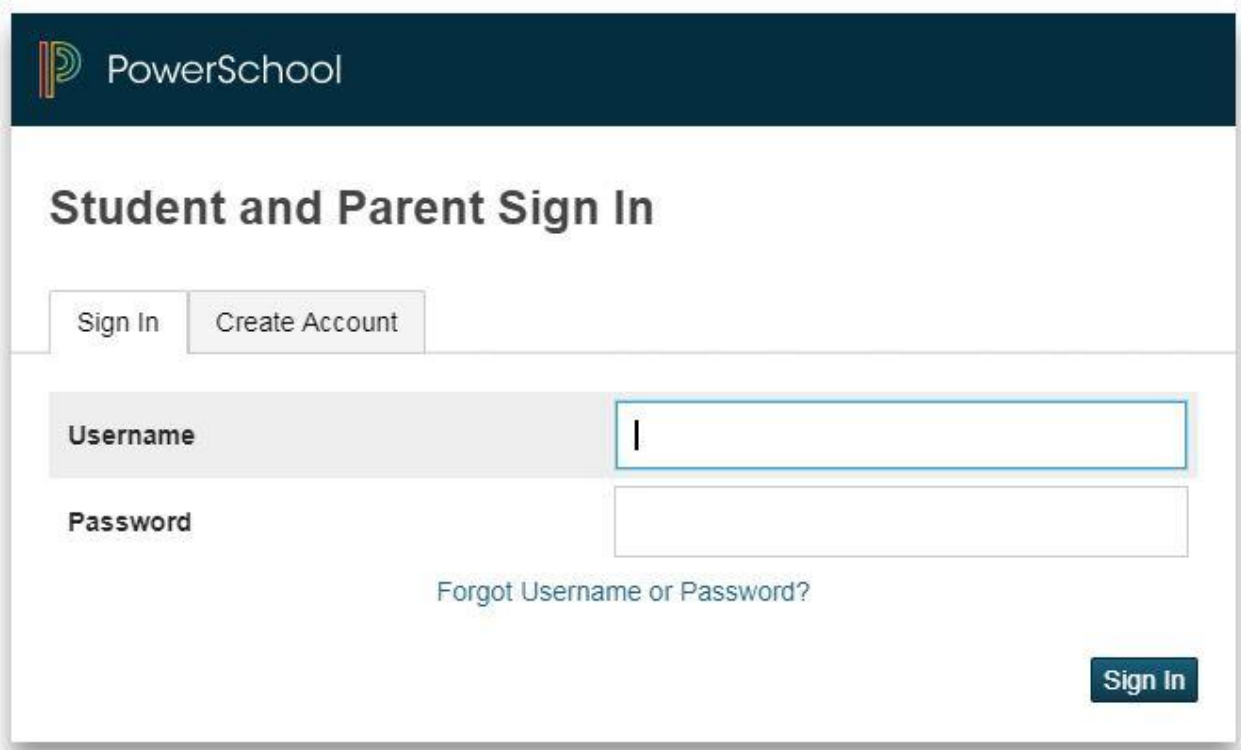
Dear Parent(s) and/or Guardian(s):

St. John Bosco High School is pleased to provide you with online access to current grades and attendance for your students. Both parents and students will have access to this information through our PowerSchool Portal.

PowerSchool - Parent Account Creation

Step 1: Go to <https://bosco.powerschool.com/public/>

Step 2: Click on the "Create Account" Tab.



The screenshot shows the PowerSchool login interface. At the top is a dark blue header with the PowerSchool logo. Below the header, the title "Student and Parent Sign In" is displayed. There are two tabs: "Sign In" and "Create Account". The "Create Account" tab is selected. Below the tabs are two input fields: "Username" and "Password". The "Username" field contains a single character "I". Below the input fields is a link that says "Forgot Username or Password?". At the bottom right is a dark blue button labeled "Sign In".

Step 3: Select "Create Account" button.

PowerSchool

Student and Parent Sign In

Sign In Create Account

Create an Account

Create a parent account that allows you to view all of your students with one account. You can also manage your account preferences. [Learn more.](#)

Create Account

Step 4: You will create your own **Username** and **Password**. Please remember this account information because we will not be able to see your password; we could only reset it if necessary. You will need an **Access ID** and **Access Password**. These Access IDs are used to link your son's account to your new parent account.

Parent Access ID for {{contact.preferred_name_or_first}} is.....:

[{{contact.custom_ps_parent_access_id}}](#)

Parent Password for {{contact.preferred_name_or_first}} is.....: [{{contact.data_bb_stu_id}}](#)

The **Access ID** and **Password** may be shared with anyone who would like to create an account that is linked to a student's attendance and grades. This may include multiple parents, stepparents, or other people who need to be kept informed of school progress.

- The **Grades and Attendance tab** will allow you to check assignments and scores by clicking on the blue grades across from a class.
- To email the teacher a question or concern, please click the blue teacher's name link.
- The **Grades History tab** will show you the grades your child received in previous grading periods.
- We encourage you to **set up your email preferences** to email you {{contact.preferred_name_or_first}}'s weekly attendance and grades.

Once all accounts are set up, we encourage you to download the **PowerSchool Mobile App**. It is accessible for iOS and Android devices. You will log in using the same account information you just created. The district code for the mobile app is: **ZCPJ**



Create Parent Account

Parent Account Details

First Name	<input type="text"/>
Last Name	<input type="text"/>
Email	<input type="text"/>
Desired Username	<input type="text"/>
Password	<input type="password"/> <input type="password"/>
Re-enter Password	<input type="password"/>
Password must: •Be at least 7 characters long	

Link Students to Account

Enter the Access ID, Access Password, and Relationship for each student you wish to add to your Parent Account

1

Student Name	<input type="text"/>
Access ID	<input type="text"/>
Access Password	<input type="password"/>
Relationship	-- Choose ▼

2

Student Name	<input type="text"/>
Access ID	<input type="text"/>
Access Password	<input type="password"/>
Relationship	-- Choose ▼



ST. JOHN BOSCO
HIGH SCHOOL
SALESIAN COLLEGE PREPARATORY

