





Holden R-III 2021 Summer School Report

Mr. Grant Guevel
HHS Asst. Principal / A+ Coordinator



Holden School District Mission

The Mission for Holden R-III School District is for all students, upon graduation, to have marketable skills or the basis to be eligible for post secondary educational opportunities.



Program Success

During the 2021 Summer School Program The District Provided:


- Enrollment- 378 Students
- Average Daily Attendance: 301.91(79.87%)
- 168 Program Hours
- OPAA Served 12,692 meals during Summer School
- Generated \$207,204 of additional revenue to the district before payroll.

Reading/Language Arts

Grade Level	Pre Test Points	Post Test Points
Grade 3	245	445
Grade 4	449	443
Grade 5	381	376
Grades 6-8	545	464
Total	1,620	1,728
Point Improvement		108 points

Math

Grade Level	Pre Test Points	Post Test Points
Grade 3	370	463
Grade 4	315	375
Grade 5	431	455
Grades 6-8	244	279
Total	1360	1572
Point Improvement		212 Points



Summer School Comparison

School Year	Enrollment	Average Attendance
2018	433	76.2%
2019	434	80.8%
2021	378	79.9%

Planning for 2022



Summer School curriculum committee will meet this fall to select curriculum that reinforces and supports our district curriculum.


For summer 2022 we will look at the summer calendar and determine the best summer school schedule to meet the needs of our students.

Our focus this year will be to increase students enrollment and continue to provide exceptional credit recovery and enrichment to students.



Conclusion

- **We had 216 Students that missed no more than 30 minutes of summer school. (57%)**
- **Students earned over \$1775 in attendance Incentives.**
- **92.3% of parents surveyed said they would recommend the summer school program to other parents**



Thank you!

