

# Bridges/ASSETs After-School Program Summary Report 2022-2023

San Juan ASSETs 9-12 Survey Results

**San Juan ASSETs Survey Group:**  
**Students Grades 9-12**  
**Parents**  
**Staff**

San Juan Unified School District  
April 25 - June 7, 2023



## **2022-23 Evaluation Report Summary – San Juan High San Juan USD Bridges After-School/ASSETs Program Grades 9-12**

This report provides the results of the 2022-23 after-school program student exit surveys, as well as the after-school program end of the year perception survey completed by parents and school site staff. The data tables and graphs for these surveys are attached to the narrative summary. The information from this report is used for continuous improvement of the after-school programs.

### **I. Demographics of the Bridges After-School/ASSETs Program Participants**

At the time of the Bridges After-School/ASSETs program exit survey, the participants reported being between 11 and 17 years old and in 5<sup>th</sup> through 12<sup>th</sup> grades. Data shows that the participants were of different ethnicities: Hispanic or Latino/Latina (25%) and Two or More Races (25%), being the two most reported ethnicities. Data also shows that the gender identity of respondents was reported as male more often than female or non-binary/other, (57%, 36% and 7% respectively). Twenty-eight students participated in the survey.

### **During the Bridges After-School/ASSETs Program**

At the time of the exit survey, respondents reported that in the program they do things they usually don't get to do (61%), have opportunities to share their ideas for activities or choose things to do (82%), and that the activities are interesting (79%). Participants stated that in the program they try hard to do well (71%), they do things that make them think (71%), and they do things that make a difference (61%), "all or most of the time."

### **Activities at the Bridges After-School/ASSETs Program**

The participants were asked about the different activities they participated in during a typical week at the program. The participants reported that they took part in the following activities during the week: finishing homework (71%), reading a book (59%), doing math or science activities (63%), do art activities (75%), get help with homework (75%), and practice writing (59%). Additionally, students reported learning and talking about different careers (70%) and college (64%), help other students with homework or other activities (64%), and taking part in a project to help their community (68%), "all or most of the time."

### **Current Program Experiences and Attitudes**

Participants were asked how much the program helped with specific aspects of school and school life. At the time of the survey, participants reported that the program helped "a lot or a little" to feel more like a part of the school (86%), feel safer at school (75%), attend school more often (70%) and learn to speak and understand English better (71%). In addition, students reported that the program helped them read better (57%), write better (70%), solve math problems better (71%), do better with homework (71%), and get better grades (71%).

### **Internal Assets**

Participants reported that being in the Bridges After-School/ASSETs program helped them continue to develop skills beyond the classroom. For example, data shows that being in the program helped participants “a lot or a little” to make new friends (86%), disagree with others without starting a fight (79%), think carefully before making a decision (75%), and get along better with others who are different from you (85%). In addition, the program has helped them listen to other students carefully (81%), get into less trouble at school (78%), use computers to do research, school projects, or homework (70%), feel more comfortable taking tests (59%). Students reported that the program helped them feel more confident about their schoolwork (70%) and feel more positive about their future (82%).

### **External Assets**

When asked about staff and participant relationships, participants reported that it is “very much true or pretty much true” that program staff really care about them (75%), tell them when they do a good job (82%), listens to them when they have something to say (82%), notices when they aren’t there (79%) always wants them to do their best (79%), and believes they will be a success (82%).

### **Peer Relationships and Expectations**

The participants reported they “strongly agree or agree” with the statements that they felt close to people in the program (89%), they were happy to be there (86%), they felt like they were a part of the program (89%), and they felt safe in the program (89%).

## **II. Parent and Staff Perception**

No parent responses were received for this survey.

School and program staff reported that the Bridges After-School Program was “very or somewhat successful” at helping participants complete better-quality homework assignments (100%), improve school attendance (80%), improve connectedness to school (80%), and improve students’ interest in school and school work (80%). Staff conveyed that the program was “very or somewhat successful” in improving relationships between students and school staff (80%), increasing participant’s self-esteem (80%), increasing participant ability to better handle their emotions (80%), and offering positive social interaction for students in a safe environment (100%). Staff also felt the program provided very or somewhat successful academic support (100%), enrichment activities (80%), recreational activities (100%), and parent staff communication (80%).

San Juan Unified School District  
San Juan ASSETs Student Survey Results 2022-2023

**Q2. How old are you?**

Responses	Count	%	Percentage of total respondents
10 years old or younger	0	0%	
11 years old	1	3.57%	<div style="width: 3.57%;"></div>
12 years old	0	0%	
13 years old	0	0%	
14 years old	0	0%	
15 years old	21	75.00%	<div style="width: 75.00%;"></div>
16 years old	5	17.86%	<div style="width: 17.86%;"></div>
17 years old	1	3.57%	<div style="width: 3.57%;"></div>
18 years old or older	0	0%	
<b>Total Responses</b>	<b>28</b>		<div style="display: flex; justify-content: space-between; width: 100%;"> <span>20%</span> <span>40%</span> <span>60%</span> <span>80%</span> <span>100%</span> </div>

**Q3. What is your gender identity?**

Responses	Count	%	Percentage of total respondents
Female	10	35.71%	<div style="width: 35.71%;"></div>
Male	16	57.14%	<div style="width: 57.14%;"></div>
Non-binary	1	3.57%	<div style="width: 3.57%;"></div>
Decline to state	0	0%	
Other (Please specify)	1	3.57%	<div style="width: 3.57%;"></div>
<b>Total Responses</b>	<b>28</b>		<div style="display: flex; justify-content: space-between; width: 100%;"> <span>20%</span> <span>40%</span> <span>60%</span> <span>80%</span> <span>100%</span> </div>

San Juan Unified School District  
San Juan ASSETs Student Survey Results 2022-2023

**Q4. What grade are you in?**

Responses	Count	%Percentage of total respondents
5th grade	1	3.57%
6th grade	0	0%
7th grade	0	0%
8th grade	0	0%
9th grade	18	64.29%
10th grade	3	10.71%
11th grade	5	17.86%
12th grade	1	3.57%
<b>Total Responses</b>	<b>28</b>	

**Q5. What is your race/ethnicity?**

Responses	Count	%Percentage of total respondents
American Indian or Alaska Native	3	10.71%
Pacific Islander	0	0%
Asian or Asian American	2	7.14%
African American (not Hispanic)	2	7.14%
Hispanic or Latino/Latina	7	25.00%
White or Caucasian (not Hispanic)	4	14.29%
Two or more races	7	25.00%
Other race or ethnicity	2	7.14%
Decline to state or don't know	1	3.57%
<b>Total Responses</b>	<b>28</b>	

San Juan Unified School District  
San Juan ASSETs Student Survey Results 2022-2023

**Q6(a). At this after school program...: I do things I usually don't get to do.**

Responses	Count	Values	%Percentage of total respondents
All of the time	7	NULL	25.00%
Most of the time	10	NULL	35.71%
Sometimes	9	NULL	32.14%
Never	2	NULL	7.14%
Average Rating: 0			
Total Responses	28		20% 40% 60% 80% 100%

**Q6(b). At this after school program...: I have opportunities to share my ideas for activities or choose things to do.**

Responses	Count	Values	%Percentage of total respondents
All of the time	10	NULL	35.71%
Most of the time	13	NULL	46.43%
Sometimes	3	NULL	10.71%
Never	2	NULL	7.14%
Average Rating: 0			
Total Responses	28		20% 40% 60% 80% 100%

**Q6(c). At this after school program...: The activities here are interesting to me.**

Responses	Count	Values	%Percentage of total respondents
All of the time	17	NULL	60.71%
Most of the time	5	NULL	17.86%
Sometimes	5	NULL	17.86%
Never	1	NULL	3.57%
Average Rating: 0			
Total Responses	28		20% 40% 60% 80% 100%

San Juan Unified School District  
San Juan ASSETs Student Survey Results 2022-2023

**Q6(d). At this after school program...: I try hard to do well.**

Responses	Count	Values	%Percentage of total respondents
All of the time	12	NULL	42.86%
Most of the time	8	NULL	28.57%
Sometimes	5	NULL	17.86%
Never	3	NULL	10.71%
Average Rating: 0			
Total Responses	28		<div> <div></div> <div>20%</div> <div>40%</div> <div>60%</div> <div>80%</div> <div>100%</div> </div>

**Q6(e). At this after school program...: I do things that really make me think.**






Responses	Count	Values	%Percentage of total respondents
All of the time	11	NULL	39.29%
Most of the time	9	NULL	32.14%
Sometimes	6	NULL	21.43%
Never	2	NULL	7.14%
Average Rating: 0			
Total Responses	28		<div> <div></div> <div>20%</div> <div>40%</div> <div>60%</div> <div>80%</div> <div>100%</div> </div>

**Q6(f). At this after school program...: I do things that make a difference.**






Responses	Count	Values	%Percentage of total respondents
All of the time	9	NULL	32.14%
Most of the time	8	NULL	28.57%
Sometimes	8	NULL	28.57%
Never	3	NULL	10.71%
Average Rating: 0			
Total Responses	28		<div> <div></div> <div>20%</div> <div>40%</div> <div>60%</div> <div>80%</div> <div>100%</div> </div>

San Juan Unified School District  
San Juan ASSETs Student Survey Results 2022-2023






**Q7(a). During a normal week in this after school program, how often do you do the following things? : Finish homework**

Responses	Count	Values	%Percentage of total respondents
All of the time	10	NULL	35.71% 
Most of the time	10	NULL	35.71% 
Sometimes	6	NULL	21.43% 
Never	2	NULL	7.14% 
<b>Average Rating: 0</b>			
<b>Total Responses</b>	<b>28</b>		

**Q7(b). During a normal week in this after school program, how often do you do the following things? : Read a book**

Responses	Count	Values	%Percentage of total respondents
All of the time	5	NULL	18.52% 
Most of the time	11	NULL	40.74% 
Sometimes	3	NULL	11.11% 
Never	8	NULL	29.63% 
<b>Average Rating: 0</b>			
<b>Total Responses</b>	<b>27</b>		

**Q7(c). During a normal week in this after school program, how often do you do the following things? : Math or science activities**

Responses	Count	Values	%Percentage of total respondents
All of the time	7	NULL	25.93% 
Most of the time	10	NULL	37.04% 
Sometimes	5	NULL	18.52% 
Never	5	NULL	18.52% 
<b>Average Rating: 0</b>			
<b>Total Responses</b>	<b>27</b>		



San Juan Unified School District  
San Juan ASSETs Student Survey Results 2022-2023

**Q7(d). During a normal week in this after school program, how often do you do the following things? : Art activities (music, dance, art)**

Responses	Count	Values	%Percentage of total respondents
All of the time	8	NULL	28.57%
Most of the time	13	NULL	46.43%
Sometimes	5	NULL	17.86%
Never	2	NULL	7.14%
<b>Average Rating: 0</b>			
<b>Total Responses</b>	<b>28</b>		<div style="display: flex; justify-content: space-between; width: 100%;"> <span>20%</span> <span>40%</span> <span>60%</span> <span>80%</span> <span>100%</span> </div>

**Q7(e). During a normal week in this after school program, how often do you do the following things? : Get help with homework**

Responses	Count	Values	%Percentage of total respondents
All of the time	9	NULL	32.14%
Most of the time	12	NULL	42.86%
Sometimes	4	NULL	14.29%
Never	3	NULL	10.71%
<b>Average Rating: 0</b>			
<b>Total Responses</b>	<b>28</b>		<div style="display: flex; justify-content: space-between; width: 100%;"> <span>20%</span> <span>40%</span> <span>60%</span> <span>80%</span> <span>100%</span> </div>

**Q7(f). During a normal week in this after school program, how often do you do the following things? : Practice writing**

Responses	Count	Values	%Percentage of total respondents
All of the time	8	NULL	29.63%
Most of the time	8	NULL	29.63%
Sometimes	6	NULL	22.22%
Never	5	NULL	18.52%
<b>Average Rating: 0</b>			
<b>Total Responses</b>	<b>27</b>		<div style="display: flex; justify-content: space-between; width: 100%;"> <span>20%</span> <span>40%</span> <span>60%</span> <span>80%</span> <span>100%</span> </div>

San Juan Unified School District  
San Juan ASSETs Student Survey Results 2022-2023

**Q7(g). During a normal week in this after school program, how often do you do the following things? : Learn and talk about different careers**

Responses	Count	Values	%Percentage of total respondents
All of the time	9	NULL	33.33%
Most of the time	10	NULL	37.04%
Sometimes	3	NULL	11.11%
Never	5	NULL	18.52%
Average Rating: 0			
Total Responses	27		<div> <div></div> <div>20%</div> <div>40%</div> <div>60%</div> <div>80%</div> <div>100%</div> </div>

**Q7(h). During a normal week in this after school program, how often do you do the following things? : Learn and talk about college**

Responses	Count	Values	%Percentage of total respondents
All of the time	10	NULL	35.71%
Most of the time	8	NULL	28.57%
Sometimes	6	NULL	21.43%
Never	4	NULL	14.29%
Average Rating: 0			
Total Responses	28		<div> <div></div> <div>20%</div> <div>40%</div> <div>60%</div> <div>80%</div> <div>100%</div> </div>

**Q7(i). During a normal week in this after school program, how often do you do the following things? : Help other students with homework or other activities**

Responses	Count	Values	%Percentage of total respondents
All of the time	7	NULL	25.00%
Most of the time	11	NULL	39.29%
Sometimes	6	NULL	21.43%
Never	4	NULL	14.29%
Average Rating: 0			
Total Responses	28		<div> <div></div> <div>20%</div> <div>40%</div> <div>60%</div> <div>80%</div> <div>100%</div> </div>

San Juan Unified School District  
San Juan ASSETs Student Survey Results 2022-2023

**Q7(j). During a normal week in this after school program, how often do you do the following things? : Take part in a project to help your community (like clean up projects)**

Responses	Count	Values	%Percentage of total respondents
All of the time	9	NULL	32.14%
Most of the time	10	NULL	35.71%
Sometimes	5	NULL	17.86%
Never	4	NULL	14.29%
<b>Average Rating: 0</b>			
<b>Total Responses</b>	<b>28</b>		<div style="display: flex; justify-content: space-between; width: 100%;"> <span>20%</span> <span>40%</span> <span>60%</span> <span>80%</span> <span>100%</span> </div>

**Q8(a). How much has this after school program helped you with these things?: Feel more like a part of your school**

Responses	Count	Values	%Percentage of total respondents
Helped a lot	16	NULL	57.14%
Helped a little	8	NULL	28.57%
Not helped much	1	NULL	3.57%
Not helped at all	3	NULL	10.71%
<b>Average Rating: 0</b>			
<b>Total Responses</b>	<b>28</b>		<div style="display: flex; justify-content: space-between; width: 100%;"> <span>20%</span> <span>40%</span> <span>60%</span> <span>80%</span> <span>100%</span> </div>

**Q8(b). How much has this after school program helped you with these things?: Feel safer at school**

Responses	Count	Values	%Percentage of total respondents
Helped a lot	14	NULL	50.00%
Helped a little	7	NULL	25.00%
Not helped much	3	NULL	10.71%
Not helped at all	4	NULL	14.29%
<b>Average Rating: 0</b>			
<b>Total Responses</b>	<b>28</b>		<div style="display: flex; justify-content: space-between; width: 100%;"> <span>20%</span> <span>40%</span> <span>60%</span> <span>80%</span> <span>100%</span> </div>

San Juan Unified School District  
San Juan ASSETs Student Survey Results 2022-2023

**Q8(c). How much has this after school program helped you with these things?: Attend school more often**

Responses	Count	Values	%Percentage of total respondents
Helped a lot	15	NULL	55.56%
Helped a little	4	NULL	14.81%
Not helped much	3	NULL	11.11%
Not helped at all	5	NULL	18.52%
<b>Average Rating: 0</b>			
<b>Total Responses</b>	<b>27</b>		<div> <div></div> <div>20%</div> <div>40%</div> <div>60%</div> <div>80%</div> <div>100%</div> </div>

**Q8(d). How much has this after school program helped you with these things?: Learn to speak and understand English better**

Responses	Count	Values	%Percentage of total respondents
Helped a lot	14	NULL	50.00%
Helped a little	6	NULL	21.43%
Not helped much	2	NULL	7.14%
Not helped at all	6	NULL	21.43%
<b>Average Rating: 0</b>			
<b>Total Responses</b>	<b>28</b>		<div> <div></div> <div>20%</div> <div>40%</div> <div>60%</div> <div>80%</div> <div>100%</div> </div>

**Q8(e). How much has this after school program helped you with these things?: Read better**

Responses	Count	Values	%Percentage of total respondents
Helped a lot	11	NULL	39.29%
Helped a little	5	NULL	17.86%
Not helped much	6	NULL	21.43%
Not helped at all	6	NULL	21.43%
<b>Average Rating: 0</b>			
<b>Total Responses</b>	<b>28</b>		<div> <div></div> <div>20%</div> <div>40%</div> <div>60%</div> <div>80%</div> <div>100%</div> </div>

San Juan Unified School District  
San Juan ASSETs Student Survey Results 2022-2023

**Q8(f). How much has this after school program helped you with these things?: Write better**

Responses	Count	Values	%Percentage of total respondents
Helped a lot	11	NULL	40.74%
Helped a little	8	NULL	29.63%
Not helped much	3	NULL	11.11%
Not helped at all	5	NULL	18.52%
<b>Average Rating: 0</b>			
<b>Total Responses</b>	<b>27</b>		20% 40% 60% 80% 100%

**Q8(g). How much has this after school program helped you with these things?: Solve math problems better**

Responses	Count	Values	%Percentage of total respondents
Helped a lot	13	NULL	46.43%
Helped a little	7	NULL	25.00%
Not helped much	2	NULL	7.14%
Not helped at all	6	NULL	21.43%
<b>Average Rating: 0</b>			
<b>Total Responses</b>	<b>28</b>		20% 40% 60% 80% 100%

**Q8(h). How much has this after school program helped you with these things?: Do better with homework**

Responses	Count	Values	%Percentage of total respondents
Helped a lot	14	NULL	50.00%
Helped a little	6	NULL	21.43%
Not helped much	1	NULL	3.57%
Not helped at all	7	NULL	25.00%
<b>Average Rating: 0</b>			
<b>Total Responses</b>	<b>28</b>		20% 40% 60% 80% 100%

San Juan Unified School District  
San Juan ASSETs Student Survey Results 2022-2023

**Q8(i). How much has this after school program helped you with these things?: Get better grades**

Responses	Count	Values	%Percentage of total respondents
Helped a lot	13	NULL	46.43%
Helped a little	7	NULL	25.00%
Not helped much	3	NULL	10.71%
Not helped at all	5	NULL	17.86%
Average Rating: 0			
Total Responses	28		20% 40% 60% 80% 100%

**Q8(j). How much has this after school program helped you with these things?: Make new friends**

Responses	Count	Values	%Percentage of total respondents
Helped a lot	17	NULL	60.71%
Helped a little	7	NULL	25.00%
Not helped much	1	NULL	3.57%
Not helped at all	3	NULL	10.71%
Average Rating: 0			
Total Responses	28		20% 40% 60% 80% 100%

**Q8(k). How much has this after school program helped you with these things?: Disagree with others without starting a fight**

Responses	Count	Values	%Percentage of total respondents
Helped a lot	14	NULL	50.00%
Helped a little	8	NULL	28.57%
Not helped much	2	NULL	7.14%
Not helped at all	4	NULL	14.29%
Average Rating: 0			
Total Responses	28		20% 40% 60% 80% 100%

San Juan Unified School District  
San Juan ASSETs Student Survey Results 2022-2023

**Q8(l). How much has this after school program helped you with these things?: Think carefully before making a decision**

Responses	Count	Values	%Percentage of total respondents
Helped a lot	13	NULL	46.43%
Helped a little	8	NULL	28.57%
Not helped much	3	NULL	10.71%
Not helped at all	4	NULL	14.29%
<b>Average Rating: 0</b>			
<b>Total Responses</b>	<b>28</b>		<div> <div></div> <div>20%</div> <div>40%</div> <div>60%</div> <div>80%</div> <div>100%</div> </div>

**Q8(m). How much has this after school program helped you with these things?: Get along better with others who are different from you**

Responses	Count	Values	%Percentage of total respondents
Helped a lot	14	NULL	51.85%
Helped a little	9	NULL	33.33%
Not helped much	1	NULL	3.70%
Not helped at all	3	NULL	11.11%
<b>Average Rating: 0</b>			
<b>Total Responses</b>	<b>27</b>		<div> <div></div> <div>20%</div> <div>40%</div> <div>60%</div> <div>80%</div> <div>100%</div> </div>

**Q8(n). How much has this after school program helped you with these things?: Listen to other students carefully**

Responses	Count	Values	%Percentage of total respondents
Helped a lot	13	NULL	48.15%
Helped a little	9	NULL	33.33%
Not helped much	2	NULL	7.41%
Not helped at all	3	NULL	11.11%
<b>Average Rating: 0</b>			
<b>Total Responses</b>	<b>27</b>		<div> <div></div> <div>20%</div> <div>40%</div> <div>60%</div> <div>80%</div> <div>100%</div> </div>

San Juan Unified School District  
San Juan ASSETs Student Survey Results 2022-2023

**Q8(o). How much has this after school program helped you with these things?: Get into less trouble at school**

Responses	Count	Values	%Percentage of total respondents
Helped a lot	15	NULL	55.56%
Helped a little	6	NULL	22.22%
Not helped much	2	NULL	7.41%
Not helped at all	4	NULL	14.81%
Average Rating: 0			
Total Responses	27		20% 40% 60% 80% 100%

**Q8(p). How much has this after school program helped you with these things?: Use computers to do research, school projects, or homework**

Responses	Count	Values	%Percentage of total respondents
Helped a lot	12	NULL	44.44%
Helped a little	7	NULL	25.93%
Not helped much	4	NULL	14.81%
Not helped at all	4	NULL	14.81%
Average Rating: 0			
Total Responses	27		20% 40% 60% 80% 100%






**Q8(q). How much has this after school program helped you with these things?: Feel more comfortable taking tests**

Responses	Count	Values	%Percentage of total respondents
Helped a lot	12	NULL	44.44%
Helped a little	4	NULL	14.81%
Not helped much	5	NULL	18.52%
Not helped at all	6	NULL	22.22%
Average Rating: 0			
Total Responses	27		20% 40% 60% 80% 100%








San Juan Unified School District  
San Juan ASSETs Student Survey Results 2022-2023






**Q8(r). How much has this after school program helped you with these things?: Feel more confident about your schoolwork**

Responses	Count	Values	%	Percentage of total respondents
Helped a lot	14	NULL	51.85%	
Helped a little	5	NULL	18.52%	
Not helped much	4	NULL	14.81%	
Not helped at all	4	NULL	14.81%	
<b>Average Rating: 0</b>				
<b>Total Responses</b>	<b>27</b>			

**Q8(s). How much has this after school program helped you with these things?: Feel more positive about your future**

Responses	Count	Values	%	Percentage of total respondents
Helped a lot	14	NULL	50.00%	
Helped a little	9	NULL	32.14%	
Not helped much	1	NULL	3.57%	
Not helped at all	4	NULL	14.29%	
<b>Average Rating: 0</b>				
<b>Total Responses</b>	<b>28</b>			

**Q9(a). In this after school program, there is an adult staff member who...: Really cares about me.**

Responses	Count	Values	%	Percentage of total respondents
Very much true	17	NULL	60.71%	
Pretty much true	4	NULL	14.29%	
A little true	4	NULL	14.29%	
Not at all true	3	NULL	10.71%	
<b>Average Rating: 0</b>				
<b>Total Responses</b>	<b>28</b>			

San Juan Unified School District  
San Juan ASSETs Student Survey Results 2022-2023

**Q9(b). In this after school program, there is an adult staff member who...: Tells me when I do a good job.**

Responses	Count	Values	%Percentage of total respondents	
Very much true	17	NULL	60.71%	<div style="width: 60.71%;"></div>
Pretty much true	6	NULL	21.43%	<div style="width: 21.43%;"></div>
A little true	3	NULL	10.71%	<div style="width: 10.71%;"></div>
Not at all true	2	NULL	7.14%	<div style="width: 7.14%;"></div>
Average Rating: 0				
Total Responses	28			<div style="width: 20%;"></div> <div style="width: 40%;"></div> <div style="width: 60%;"></div> <div style="width: 80%;"></div> <div style="width: 100%;"></div>

**Q9(c). In this after school program, there is an adult staff member who...: Listens to me when I have something to say.**

Responses	Count	Values	%Percentage of total respondents	
Very much true	16	NULL	57.14%	<div style="width: 57.14%;"></div>
Pretty much true	7	NULL	25.00%	<div style="width: 25.00%;"></div>
A little true	2	NULL	7.14%	<div style="width: 7.14%;"></div>
Not at all true	3	NULL	10.71%	<div style="width: 10.71%;"></div>
Average Rating: 0				
Total Responses	28			<div style="width: 20%;"></div> <div style="width: 40%;"></div> <div style="width: 60%;"></div> <div style="width: 80%;"></div> <div style="width: 100%;"></div>

**Q9(d). In this after school program, there is an adult staff member who...: Notices when I am not there.**

Responses	Count	Values	%Percentage of total respondents	
Very much true	15	NULL	53.57%	<div style="width: 53.57%;"></div>
Pretty much true	7	NULL	25.00%	<div style="width: 25.00%;"></div>
A little true	4	NULL	14.29%	<div style="width: 14.29%;"></div>
Not at all true	2	NULL	7.14%	<div style="width: 7.14%;"></div>
Average Rating: 0				
Total Responses	28			<div style="width: 20%;"></div> <div style="width: 40%;"></div> <div style="width: 60%;"></div> <div style="width: 80%;"></div> <div style="width: 100%;"></div>

San Juan Unified School District  
San Juan ASSETs Student Survey Results 2022-2023

**Q9(e). In this after school program, there is an adult staff member who...: Always wants me to do my best.**

Responses	Count	Values	%Percentage of total respondents	
Very much true	16	NULL	57.14%	<div style="width: 57.14%;"></div>
Pretty much true	6	NULL	21.43%	<div style="width: 21.43%;"></div>
A little true	3	NULL	10.71%	<div style="width: 10.71%;"></div>
Not at all true	3	NULL	10.71%	<div style="width: 10.71%;"></div>
<b>Average Rating: 0</b>				
<b>Total Responses</b>	<b>28</b>			<div style="width: 20%;"></div> <div style="width: 40%;"></div> <div style="width: 60%;"></div> <div style="width: 80%;"></div> <div style="width: 100%;"></div>

**Q9(f). In this after school program, there is an adult staff member who...: Believes that I will be a success.**






Responses	Count	Values	%Percentage of total respondents	
Very much true	16	NULL	57.14%	<div style="width: 57.14%;"></div>
Pretty much true	7	NULL	25.00%	<div style="width: 25.00%;"></div>
A little true	3	NULL	10.71%	<div style="width: 10.71%;"></div>
Not at all true	2	NULL	7.14%	<div style="width: 7.14%;"></div>
<b>Average Rating: 0</b>				
<b>Total Responses</b>	<b>28</b>			<div style="width: 20%;"></div> <div style="width: 40%;"></div> <div style="width: 60%;"></div> <div style="width: 80%;"></div> <div style="width: 100%;"></div>

**Q10(a). How strongly do you agree or disagree with the following statements about this after school program?: I feel close to people at this after school program.**






Responses	Count	Values	%Percentage of total respondents	
Strongly agree	17	NULL	60.71%	<div style="width: 60.71%;"></div>
Agree	8	NULL	28.57%	<div style="width: 28.57%;"></div>
Disagree	1	NULL	3.57%	<div style="width: 3.57%;"></div>
Strongly disagree	2	NULL	7.14%	<div style="width: 7.14%;"></div>
<b>Average Rating: 0</b>				
<b>Total Responses</b>	<b>28</b>			<div style="width: 20%;"></div> <div style="width: 40%;"></div> <div style="width: 60%;"></div> <div style="width: 80%;"></div> <div style="width: 100%;"></div>

San Juan Unified School District  
San Juan ASSETs Student Survey Results 2022-2023






**Q10(b). How strongly do you agree or disagree with the following statements about this after school program?: I am happy to be at this after school program.**

Responses	Count	Values	%Percentage of total respondents
Strongly agree	17	NULL	60.71% 
Agree	7	NULL	25.00% 
Disagree	2	NULL	7.14% 
Strongly disagree	2	NULL	7.14% 
<b>Average Rating: 0</b>			
<b>Total Responses</b>	<b>28</b>		

**Q10(c). How strongly do you agree or disagree with the following statements about this after school program?: I feel like I am part of this after school program.**

Responses	Count	Values	%Percentage of total respondents
Strongly agree	17	NULL	60.71% 
Agree	8	NULL	28.57% 
Disagree	1	NULL	3.57% 
Strongly disagree	2	NULL	7.14% 
<b>Average Rating: 0</b>			
<b>Total Responses</b>	<b>28</b>		

**Q10(d). How strongly do you agree or disagree with the following statements about this after school program?: I feel safe in this after school program.**

Responses	Count	Values	%Percentage of total respondents
Strongly agree	17	NULL	60.71% 
Agree	8	NULL	28.57% 
Disagree	1	NULL	3.57% 
Strongly disagree	2	NULL	7.14% 
<b>Average Rating: 0</b>			
<b>Total Responses</b>	<b>28</b>		

San Juan Unified School District  
San Juan ASSETs Parent Survey Results 2022-2023

**Q2(a). How successful was the Bridges After-School program in...: helping my child complete quality homework assignments?**

Responses	Count Values		%Percentage of total respondents
Very Successful	0	NULL	0%
Somewhat Successful	0	NULL	0%
Slightly Successful	0	NULL	0%
Not Successful	0	NULL	0%
Average Rating: 0			
Total Responses	0		<div> <div></div> <div>20%</div> <div>40%</div> <div>60%</div> <div>80%</div> <div>100%</div> </div>

**Q2(b). How successful was the Bridges After-School program in...: improving my child's attendance?**

Responses	Count Values		%Percentage of total respondents
Very Successful	0	NULL	0%
Somewhat Successful	0	NULL	0%
Slightly Successful	0	NULL	0%
Not Successful	0	NULL	0%
Average Rating: 0			
Total Responses	0		<div> <div></div> <div>20%</div> <div>40%</div> <div>60%</div> <div>80%</div> <div>100%</div> </div>

**Q2(c). How successful was the Bridges After-School program in...: improving my child's interest in school and in school work?**

Responses	Count Values		%Percentage of total respondents
Very Successful	0	NULL	0%
Somewhat Successful	0	NULL	0%
Slightly Successful	0	NULL	0%
Not Successful	0	NULL	0%
Average Rating: 0			
Total Responses	0		<div> <div></div> <div>20%</div> <div>40%</div> <div>60%</div> <div>80%</div> <div>100%</div> </div>

San Juan Unified School District  
San Juan ASSETs Parent Survey Results 2022-2023

**Q2(d). How successful was the Bridges After-School program in...: increasing my child's self-esteem**

Responses	Count Values		%Percentage of total respondents
Very Successful	0	NULL	0%
Somewhat Successful	0	NULL	0%
Slightly Successful	0	NULL	0%
Not Successful	0	NULL	0%
Average Rating: 0			
Total Responses	0		<div> <div></div> <div>20%</div> <div>40%</div> <div>60%</div> <div>80%</div> <div>100%</div> </div>

**Q2(e). How successful was the Bridges After-School program in...: increasing my child's ability to better handle his/her emotions?**

Responses	Count Values		%Percentage of total respondents
Very Successful	0	NULL	0%
Somewhat Successful	0	NULL	0%
Slightly Successful	0	NULL	0%
Not Successful	0	NULL	0%
Average Rating: 0			
Total Responses	0		<div> <div></div> <div>20%</div> <div>40%</div> <div>60%</div> <div>80%</div> <div>100%</div> </div>

**Q2(f). How successful was the Bridges After-School program in...: offering positive social interaction for my child in a safe and enriching environment?**

Responses	Count Values		%Percentage of total respondents
Very Successful	0	NULL	0%
Somewhat Successful	0	NULL	0%
Slightly Successful	0	NULL	0%
Not Successful	0	NULL	0%
Average Rating: 0			
Total Responses	0		<div> <div></div> <div>20%</div> <div>40%</div> <div>60%</div> <div>80%</div> <div>100%</div> </div>

San Juan Unified School District  
San Juan ASSETs Parent Survey Results 2022-2023

**Q3(a). Overall, please rate the successfulness of each area within the Bridges After-School program.:  
Academic Support/Homework**

Responses	Count Values		%Percentage of total respondents
Very Successful	0	NULL	0%
Somewhat Successful	0	NULL	0%
Slightly Successful	0	NULL	0%
Not Successful	0	NULL	0%
Average Rating: 0			
Total Responses	0		<div> <div></div> <div>20%</div> <div>40%</div> <div>60%</div> <div>80%</div> <div>100%</div> </div>

**Q3(b). Overall, please rate the successfulness of each area within the Bridges After-School program.:  
Enrichment Activities**

Responses	Count Values		%Percentage of total respondents
Very Successful	0	NULL	0%
Somewhat Successful	0	NULL	0%
Slightly Successful	0	NULL	0%
Not Successful	0	NULL	0%
Average Rating: 0			
Total Responses	0		<div> <div></div> <div>20%</div> <div>40%</div> <div>60%</div> <div>80%</div> <div>100%</div> </div>

**Q3(c). Overall, please rate the successfulness of each area within the Bridges After-School program.:  
Recreational Activities**

Responses	Count Values		%Percentage of total respondents
Very Successful	0	NULL	0%
Somewhat Successful	0	NULL	0%
Slightly Successful	0	NULL	0%
Not Successful	0	NULL	0%
Average Rating: 0			
Total Responses	0		<div> <div></div> <div>20%</div> <div>40%</div> <div>60%</div> <div>80%</div> <div>100%</div> </div>

San Juan Unified School District  
San Juan ASSETs Parent Survey Results 2022-2023

**Q3(d). Overall, please rate the successfulness of each area within the Bridges After-School program.:  
Parent/Staff Communication**

Responses	Count Values		%Percentage of total respondents
Very Successful	0	NULL	0%
Somewhat Successful	0	NULL	0%
Slightly Successful	0	NULL	0%
Not Successful	0	NULL	0%
Average Rating: 0			
Total Responses	0		<div><div></div><div>20%</div><div>40%</div><div>60%</div><div>80%</div><div>100%</div></div>



San Juan Unified School District  
San Juan ASSETs Staff Survey Results 2022-2023

**Q2(a). How successful was the Bridges After-School program in...: helping students complete quality homework assignments?**

Responses	Count Values		%Percentage of total respondents	
Very Successful	5	NULL	100.00%	<div style="width: 100%;"></div>
Somewhat Successful	0	NULL	0%	
Slightly Successful	0	NULL	0%	
Not Successful	0	NULL	0%	
Average Rating: 0				
Total Responses	5			<div style="width: 100%;"></div>

**Q2(b). How successful was the Bridges After-School program in...: improving students' attendance?**

Responses	Count Values		%Percentage of total respondents	
Very Successful	3	NULL	60.00%	<div style="width: 60%;"></div>
Somewhat Successful	1	NULL	20.00%	<div style="width: 20%;"></div>
Slightly Successful	1	NULL	20.00%	<div style="width: 20%;"></div>
Not Successful	0	NULL	0%	
Average Rating: 0				
Total Responses	5			<div style="width: 100%;"></div>

**Q2(c). How successful was the Bridges After-School program in...: improving students' connectedness to school?**

Responses	Count Values		%Percentage of total respondents	
Very Successful	3	NULL	60.00%	<div style="width: 60%;"></div>
Somewhat Successful	1	NULL	20.00%	<div style="width: 20%;"></div>
Slightly Successful	0	NULL	0%	
Not Successful	1	NULL	20.00%	<div style="width: 20%;"></div>
Average Rating: 0				
Total Responses	5			<div style="width: 100%;"></div>

San Juan Unified School District  
San Juan ASSETs Staff Survey Results 2022-2023

**Q2(d). How successful was the Bridges After-School program in...: improving students' interest in school and in school work?**

Responses	Count Values		%Percentage of total respondents	
Very Successful	3	NULL	60.00%	<div style="width: 60%;"></div>
Somewhat Successful	1	NULL	20.00%	<div style="width: 20%;"></div>
Slightly Successful	0	NULL	0%	
Not Successful	1	NULL	20.00%	<div style="width: 20%;"></div>
Average Rating: 0				
Total Responses	5			<div style="width: 20%;"></div> 20% 40% 60% 80% 100%

**Q2(e). How successful was the Bridges After-School program in...: improving relationships between students and school staff?**

Responses	Count Values		%Percentage of total respondents	
Very Successful	4	NULL	80.00%	<div style="width: 80%;"></div>
Somewhat Successful	0	NULL	0%	
Slightly Successful	0	NULL	0%	
Not Successful	1	NULL	20.00%	<div style="width: 20%;"></div>
Average Rating: 0				
Total Responses	5			<div style="width: 20%;"></div> 20% 40% 60% 80% 100%

**Q2(f). How successful was the Bridges After-School program in...: increasing students' self-esteem?**

Responses	Count Values		%Percentage of total respondents	
Very Successful	4	NULL	80.00%	<div style="width: 80%;"></div>
Somewhat Successful	0	NULL	0%	
Slightly Successful	1	NULL	20.00%	<div style="width: 20%;"></div>
Not Successful	0	NULL	0%	
Average Rating: 0				
Total Responses	5			<div style="width: 20%;"></div> 20% 40% 60% 80% 100%

San Juan Unified School District  
San Juan ASSETs Staff Survey Results 2022-2023

**Q2(g). How successful was the Bridges After-School program in...: increasing students' ability to better handle their emotions?**

Responses	Count Values		%Percentage of total respondents	
Very Successful	2	NULL	40.00%	<div style="width: 40%;"></div>
Somewhat Successful	2	NULL	40.00%	<div style="width: 40%;"></div>
Slightly Successful	0	NULL	0%	
Not Successful	1	NULL	20.00%	<div style="width: 20%;"></div>
Average Rating: 0				
Total Responses	5			<div style="width: 20%;"></div> 20% 40% 60% 80% 100%

**Q2(h). How successful was the Bridges After-School program in...: offering positive social interaction for students in a safe and enriching environment?**

Responses	Count Values		%Percentage of total respondents	
Very Successful	5	NULL	100.00%	<div style="width: 100%;"></div>
Somewhat Successful	0	NULL	0%	
Slightly Successful	0	NULL	0%	
Not Successful	0	NULL	0%	
Average Rating: 0				
Total Responses	5			<div style="width: 20%;"></div> 20% 40% 60% 80% 100%

**Q3(a). Overall, please rate the successfulness of each area within the Bridges After-School program.: Academic Support/Homework**

Responses	Count Values		%Percentage of total respondents	
Very Successful	4	NULL	80.00%	<div style="width: 80%;"></div>
Somewhat Successful	1	NULL	20.00%	<div style="width: 20%;"></div>
Slightly Successful	0	NULL	0%	
Not Successful	0	NULL	0%	
Average Rating: 0				
Total Responses	5			<div style="width: 20%;"></div> 20% 40% 60% 80% 100%

San Juan Unified School District  
San Juan ASSETs Staff Survey Results 2022-2023

**Q3(b). Overall, please rate the successfulness of each area within the Bridges After-School program.:  
Enrichment Activities**

Responses	Count Values		%Percentage of total respondents	
Very Successful	4	NULL	80.00%	<div style="width: 80%;"></div>
Somewhat Successful	0	NULL	0%	
Slightly Successful	1	NULL	20.00%	<div style="width: 20%;"></div>
Not Successful	0	NULL	0%	
Average Rating: 0				
Total Responses	5			<div style="width: 20%;"></div> 20% <div style="width: 40%;"></div> 40% <div style="width: 60%;"></div> 60% <div style="width: 80%;"></div> 80% <div style="width: 100%;"></div> 100%

**Q3(c). Overall, please rate the successfulness of each area within the Bridges After-School program.:  
Recreational Activities**

Responses	Count Values		%Percentage of total respondents	
Very Successful	5	NULL	100.00%	<div style="width: 100%;"></div>
Somewhat Successful	0	NULL	0%	
Slightly Successful	0	NULL	0%	
Not Successful	0	NULL	0%	
Average Rating: 0				
Total Responses	5			<div style="width: 20%;"></div> 20% <div style="width: 40%;"></div> 40% <div style="width: 60%;"></div> 60% <div style="width: 80%;"></div> 80% <div style="width: 100%;"></div> 100%

**Q3(d). Overall, please rate the successfulness of each area within the Bridges After-School program.:  
Parent/Staff Communication**

Responses	Count Values		%Percentage of total respondents	
Very Successful	2	NULL	40.00%	<div style="width: 40%;"></div>
Somewhat Successful	2	NULL	40.00%	<div style="width: 40%;"></div>
Slightly Successful	0	NULL	0%	
Not Successful	1	NULL	20.00%	<div style="width: 20%;"></div>
Average Rating: 0				
Total Responses	5			<div style="width: 20%;"></div> 20% <div style="width: 40%;"></div> 40% <div style="width: 60%;"></div> 60% <div style="width: 80%;"></div> 80% <div style="width: 100%;"></div> 100%