

District Leadership

CONVERSATIONS and SYNTHESIS

2022 Canal Winchester Schools

Your Schools, Your Voice

Survey Results Overview



Demographics

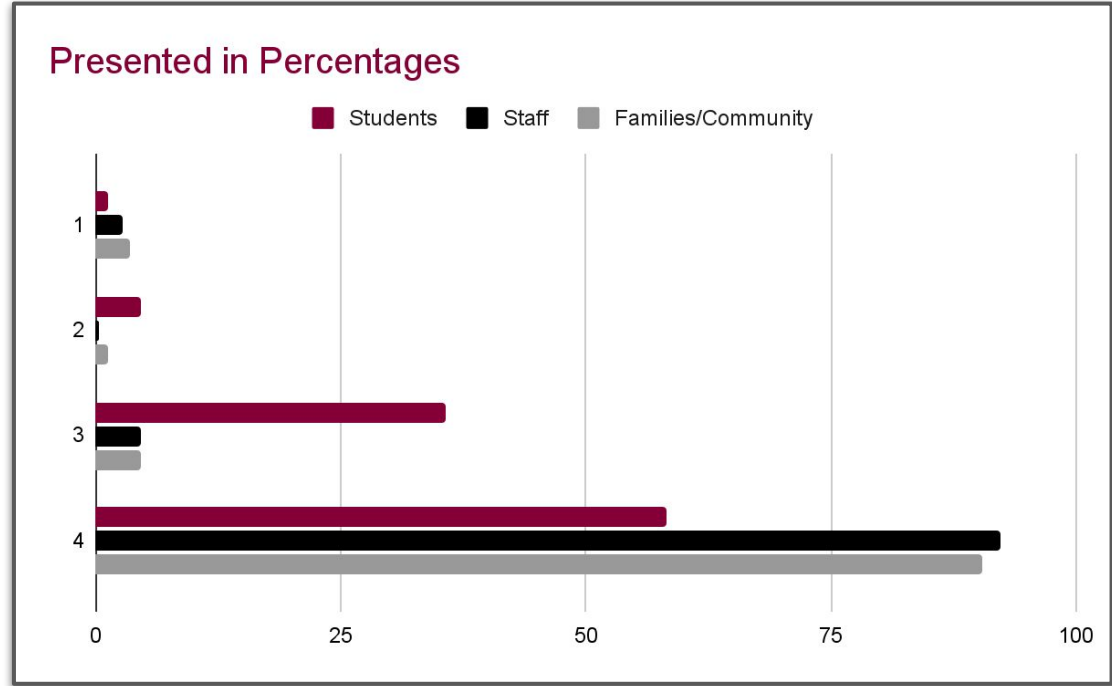
2022 *Your Schools, Your Voice* Survey



Teaching and Learning

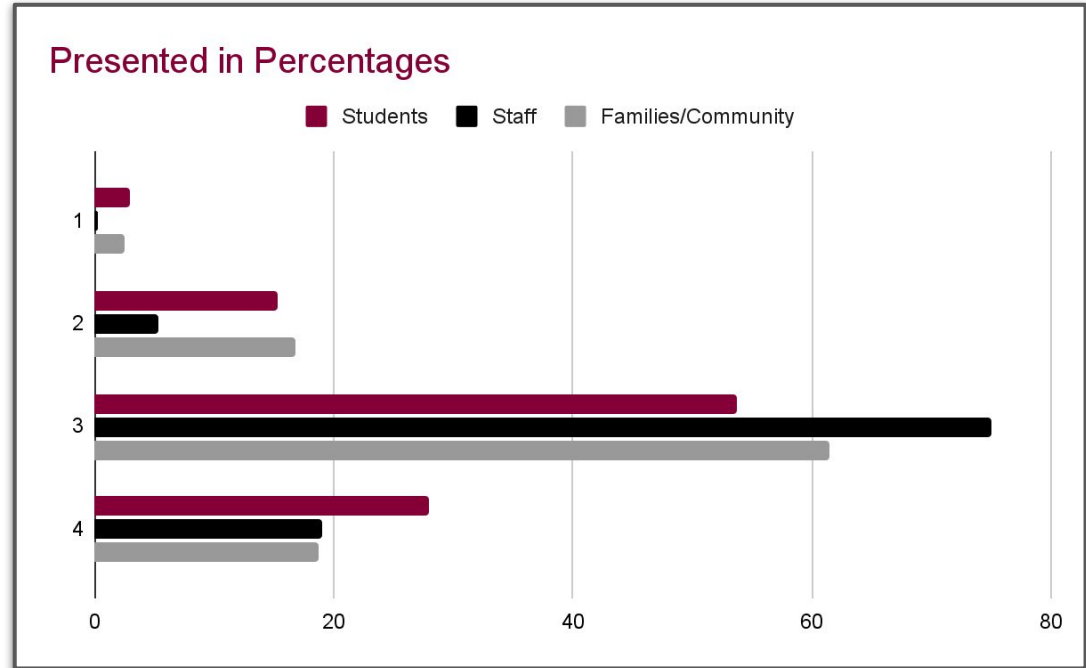
Teaching and Learning

On a scale of 1 (very unimportant) to 4 (very important), how important do you think teaching and learning are to the future of Canal Winchester Schools?



Teaching and Learning

**On a scale of 1
(poor) to 4
(exceptional), how
would you rate
teaching and
learning at Canal
Winchester Schools
right now?**





Teaching and Learning

Audience Comparisons						
Category	Students		Staff		Families/Community	
Teacher Quality	79%	1,669	52%	168	75%	618
Student Engagement	51%	1,087	51%	163	51%	418
Real-World Experiences	54%	1,150	27%	88	31%	253
Hands-On Learning	47%	990	26%	84	41%	338
Student Choice	31%	663	8%	19	6%	53
Extracurriculars	21%	574	7%	21	10%	85
Class Size	11%	236	44%	141	28%	230

Teaching and Learning

PreK-2

"I can learn at school."

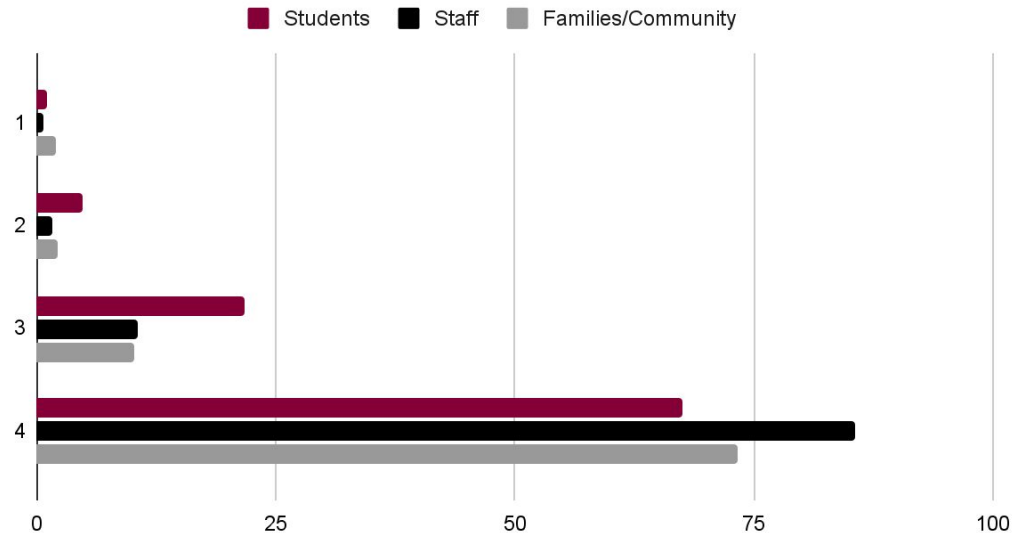
Category	Preschool		Kindergarten		1st Grade		2nd Grade	
	97%	72	98%	175	87%	207	98%	244
	3%	2	2%	3	11%	25	2%	5
Both	0%	0	0%	0	.4%	1	0%	0
No Response	0%	0	0%	0	1.6%	4	0%	0

Safety and Wellness

Safety and Wellness

On a scale of 1 (very unimportant) to 4 (very important), how important do you think safety and wellness are to the future of Canal Winchester Schools?

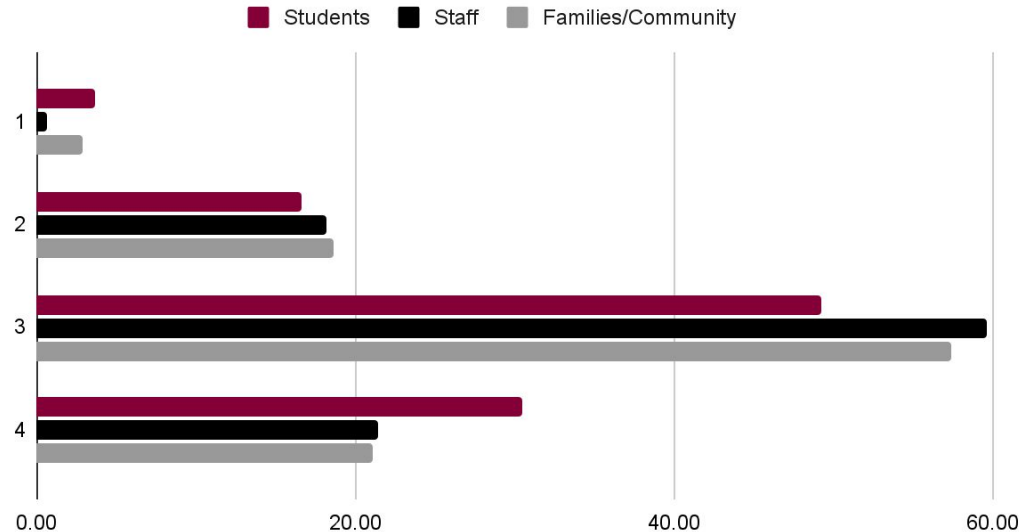
Presented in Percentages



Safety and Wellness

**On a scale of 1
(poor) to 4
(exceptional), how
would you rate
safety and wellness
at Canal Winchester
Schools right now?**

Presented in Percentages





Safety and Wellness

Audience Comparisons						
Category	Students		Staff		Families/Community	
SROs and Partnerships	36%	903	48%	135	45.71%	378
Training and Drills	46%	1,148	11%	31	11.85%	98
Secure Facilities	46%	1,152	64%	181	61.67%	510
Student Expectations and Consequences	18%	457	67%	190	39.78%	329
Health Services	38%	955	13%	38	12.58%	104
Nutrition and Food Service	23%	575	7%	20	9.19%	76
Mental Health Services	37%	928	55%	157	42.32%	350

Safety and Wellness

PreK-2

"I am safe at school."

Category	Preschool		Kindergarten		1st Grade		2nd Grade	
	99%	73	96%	170	88%	218	97.6%	238
	1%	1	3.5%	7	11%	28	2%	5
Both	0%	0	.5%	1	.4%	1	.4%	1
No Response	0%	0	0%	0	0%	0	0%	0

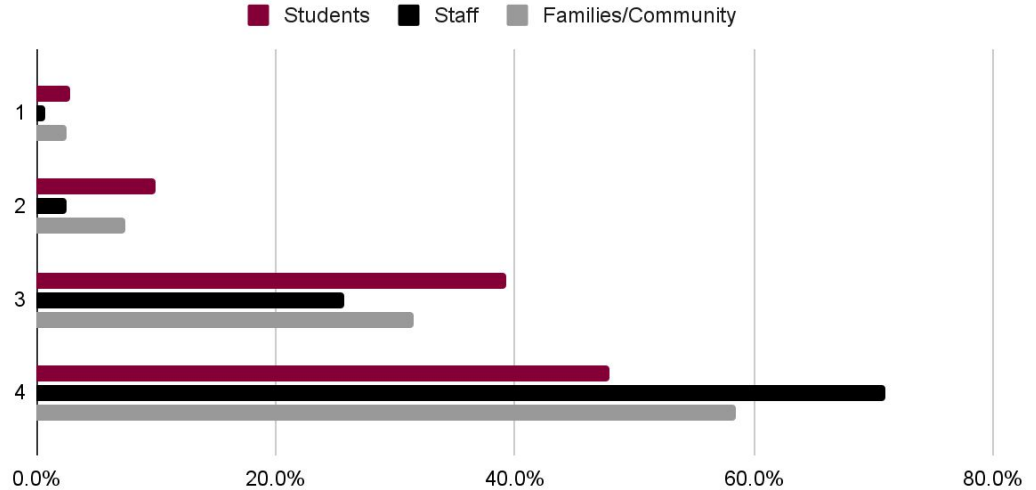
School Culture

School Culture

On a scale of 1 (very unimportant) to 4 (very important), how important do you think school culture is to the future of Canal Winchester Schools?

School Culture Values

Presented in Percentages

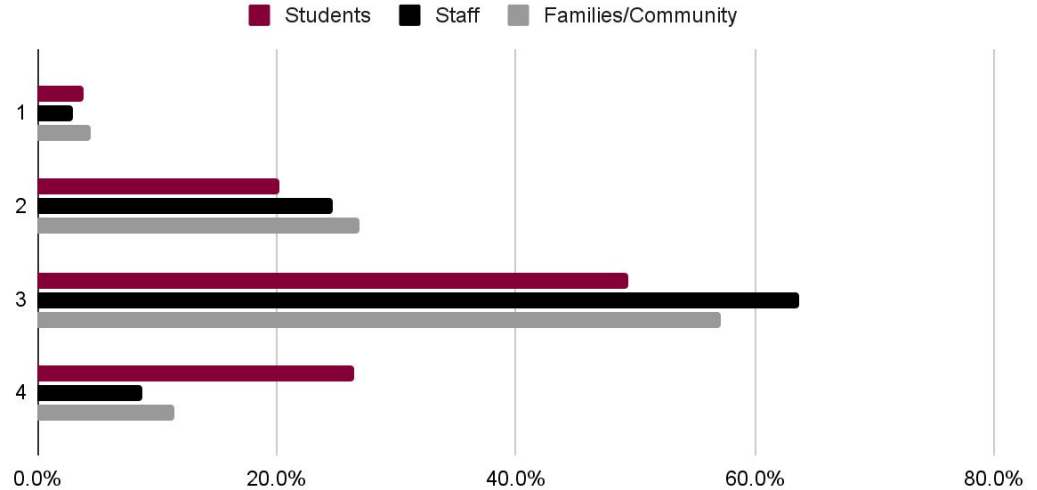


School Culture

**On a scale of 1
(poor) to 4
(exceptional), how
would you rate
school culture at
Canal Winchester
Schools right now?**

School Culture Beliefs

Presented in Percentages

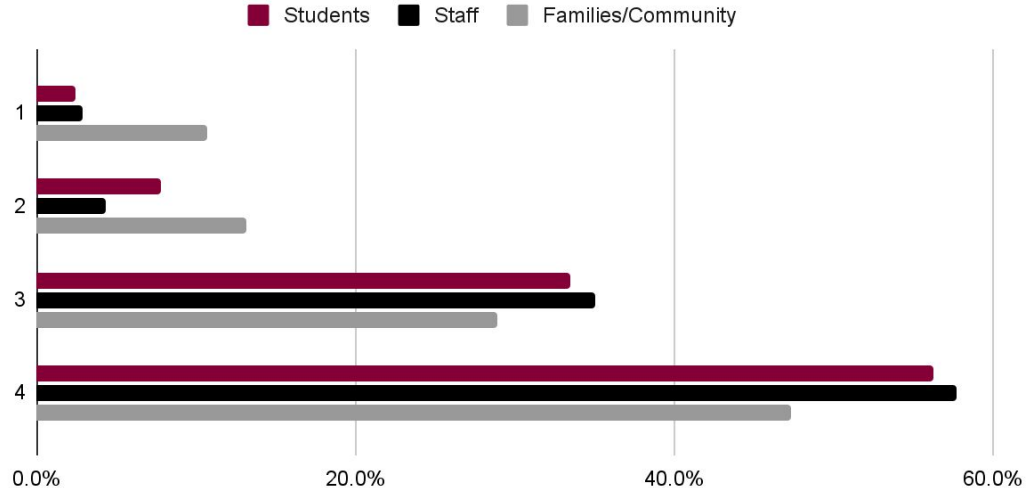


Diversity and Equity

On a scale of 1 (very unimportant) to 4 (very important), how important do you think diversity and equity is to the future of Canal Winchester Schools?

Diversity and Equity Values

Presented in Percentages





School Culture

Audience Comparisons						
Category	Students		Staff		Families/Community	
Diversity and Equity	45%	1134	48%	136	33%	272
Inclusion	31%	772	23%	64	23%	194
Communications	41%	1029	34%	97	31%	258
Employee Morale	25%	633	59%	167	27%	225
Student/Family Voice	26%	647	7%	19	19%	158
Family/Community Engagement	14%	338	27%	76	21%	170
Character Education Programs	17%	428	15%	42	20%	166
Relationships and Connections	43%	1081	59%	168	55%	454

School Culture



PreK-2

“There is an adult at school who I can ask for help/trust.”

Category	Preschool		Kindergarten		1st Grade		2nd Grade	
	100%	74	97%	172	89%	220	96.7%	238
	0%	0	1.6%	3	8.6%	20	2.8%	7
Both	0%	0	.7%	1	1.6%	4	.4%	1
No Response	0%	0	.7%	1	.8%	2	0%	0

School Culture

K-2

"I belong at my school."						
Category	Kindergarten		1st Grade		2nd Grade	
	91%	163	71.8%	183	90%	223
	7.3%	13	27%	69	9.2%	23
Both	1.7%	3	1.2%	3	.8%	2
No Response	0%	0	0%	0	0%	0

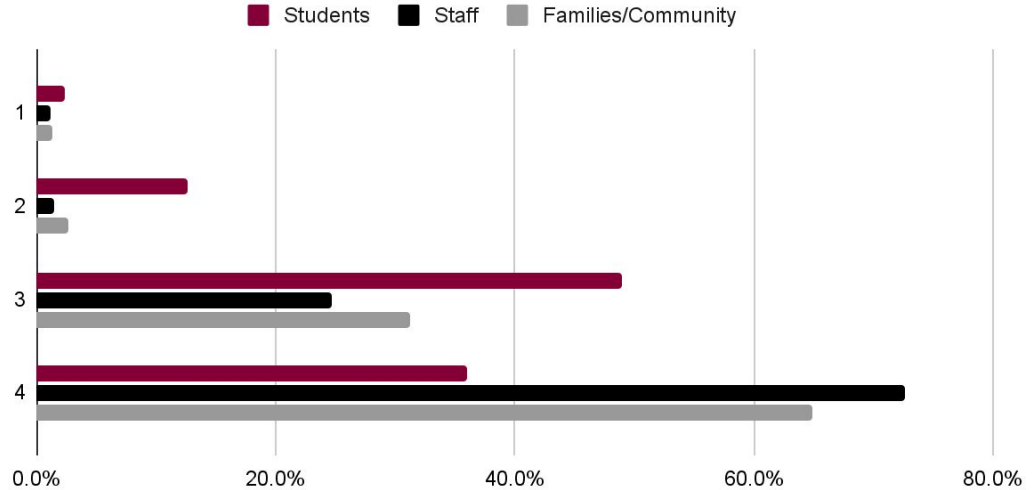
Operations

Operations

On a scale of 1 (very unimportant) to 4 (very important), how important do you think operations are to the future of Canal Winchester Schools?

Operations Values

Presented in Percentages

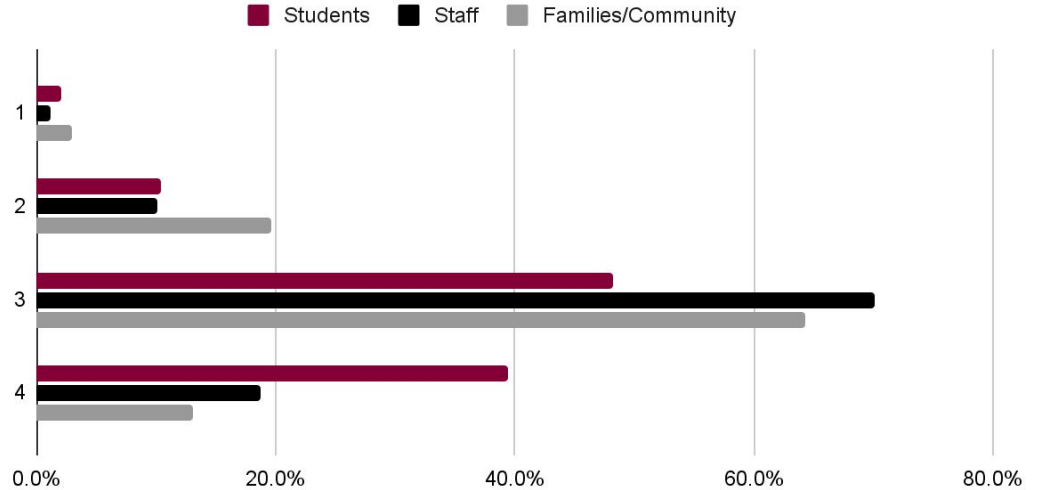


Operations

On a scale of 1 (very inefficient) to 4 (very efficient), how would you rate the operations of Canal Winchester Schools right now?

Operations Beliefs

Presented in Percentages





Operations

Audience Comparisons						
Category	Students		Staff		Families/Community	
Finances	29%	728	39%	112	34%	282
Facilities Planning for the Future	22%	550	48%	135	31%	258
Staff Retention and Recruitment	26%	653	64%	181	45%	370
Transportation	45%	1125	38%	108	28%	229
Food Service	40%	1008	6%	16	9%	72
Technology	36%	909	18%	50	31%	259

Operations

PreK-2

"My school is clean and comfortable."

Category	Preschool		Kindergarten		1st Grade		2nd Grade	
	100%	74	97%	172	89%	220	96.7%	238
	0%	0	1.6%	3	8.6%	20	2.8%	7
Both	0%	0	.7%	1	1.6%	4	.4%	1
No Response	0%	0	.7%	1	.8%	2	0%	0

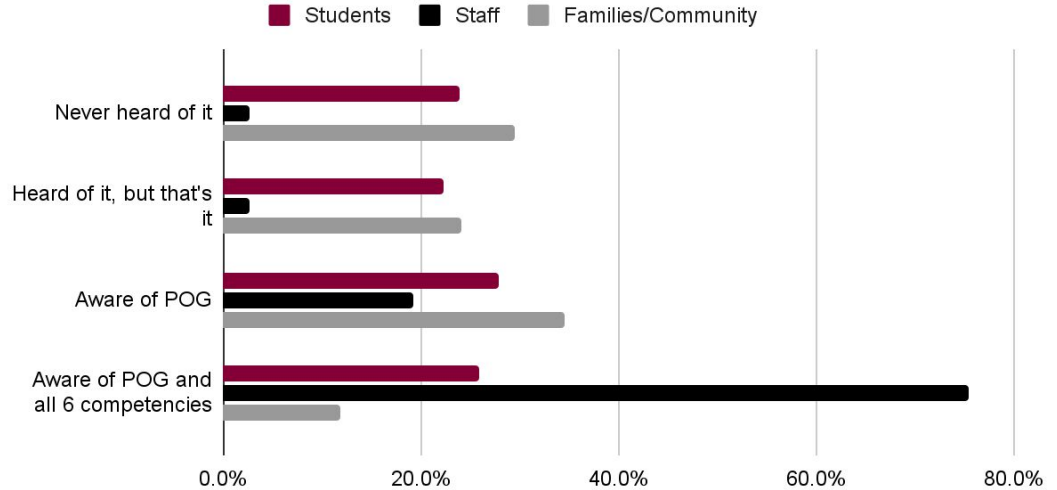
Portrait of a Graduate

Portrait of a Graduate

Do you know about the Canal Winchester Schools Portrait of a Graduate?

Portrait of a Graduate Awareness

Presented in Percentages

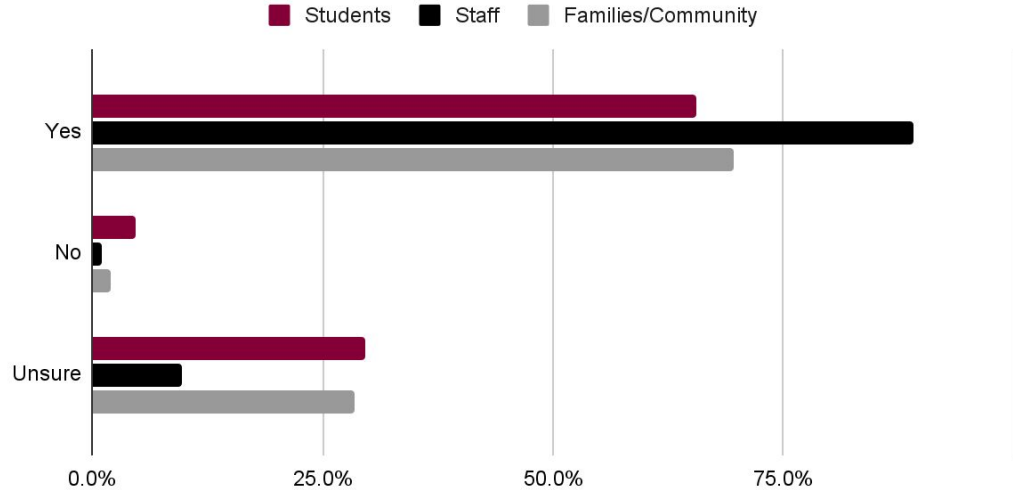


Portrait of a Graduate

Would a student be prepared for success if they developed the skills in the CW Schools
Portrait of a Graduate?

Portrait of a Graduate - Beliefs

Presented in Percentages

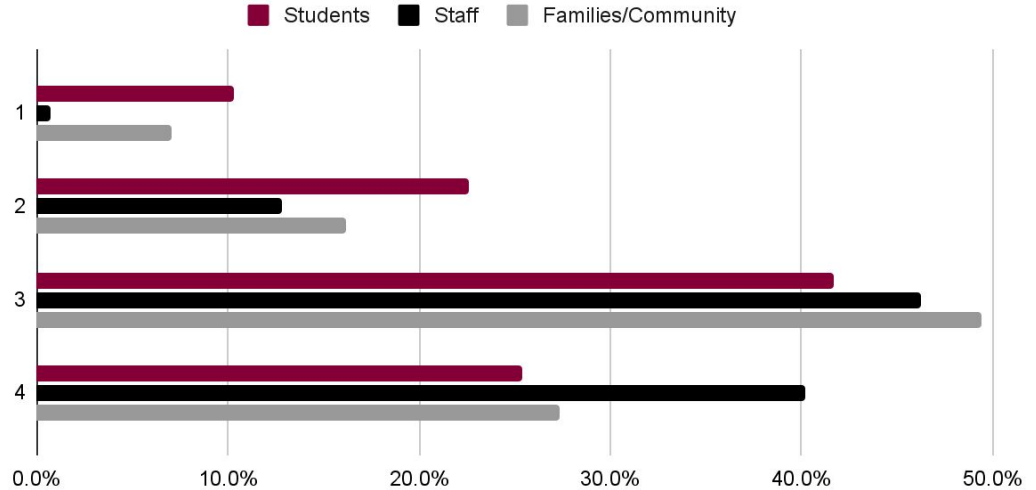


General Perceptions

On a scale of 1 (very unlikely) to 4 (very likely), how likely are you to recommend Canal Winchester Schools to a family member or friend?

Recommendations



Presented in Percentages



Recommendations

PreK-2

"I would tell my friends that they should go to my school."

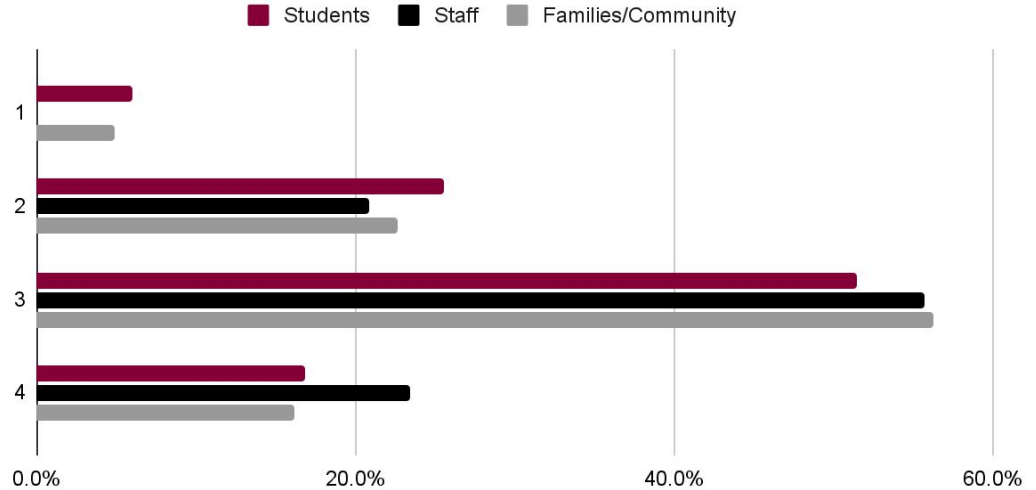
Category	Preschool		Kindergarten		1st Grade		2nd Grade	
	92%	68	87%	155	75%	183	70%	179
	8%	6	11%	20	24%	57	29%	74
Both	0%	0	1.6%	3	.8%	2	1%	3
No Response	0%	0	.4%	1	.2%	1	0%	0

General Perceptions

**On a scale of 1
(poor) to 4
(excellent), how
would you rate the
reputation of Canal
Winchester Schools?**

District Reputation

Presented in Percentages



General Perceptions

**On a scale of 1
(poor) to 4
(excellent), how
would you rate your
experience with
Canal Winchester
Schools?**

Personal Experiences

Presented in Percentages

