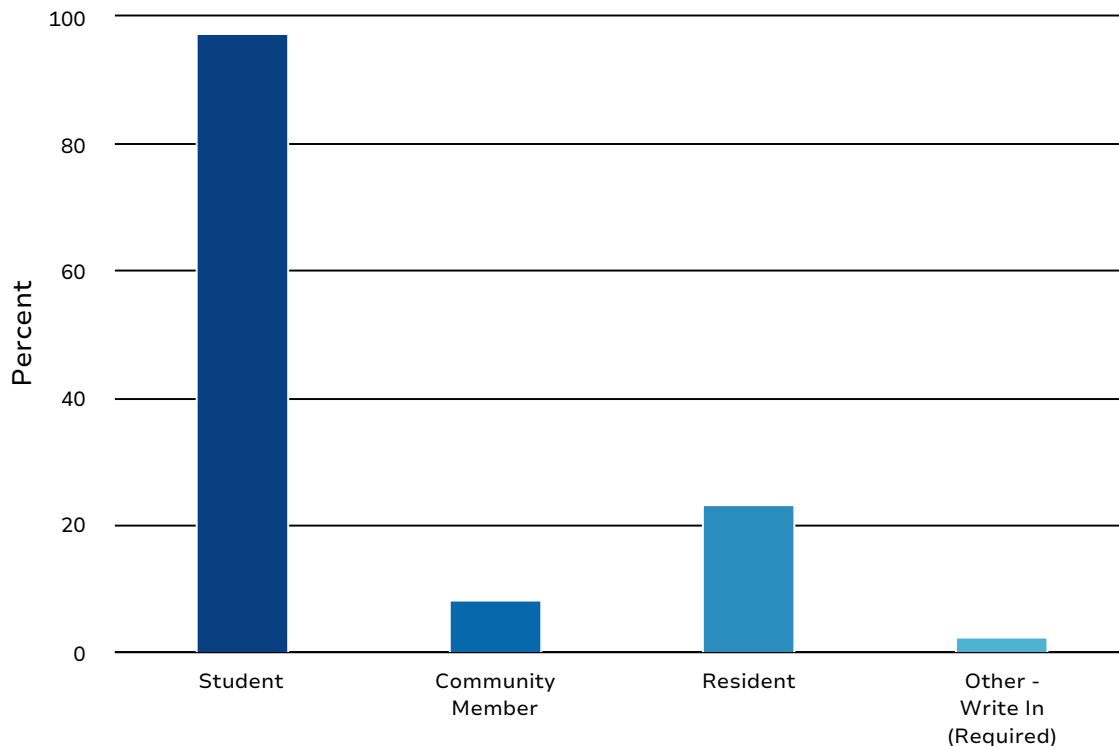
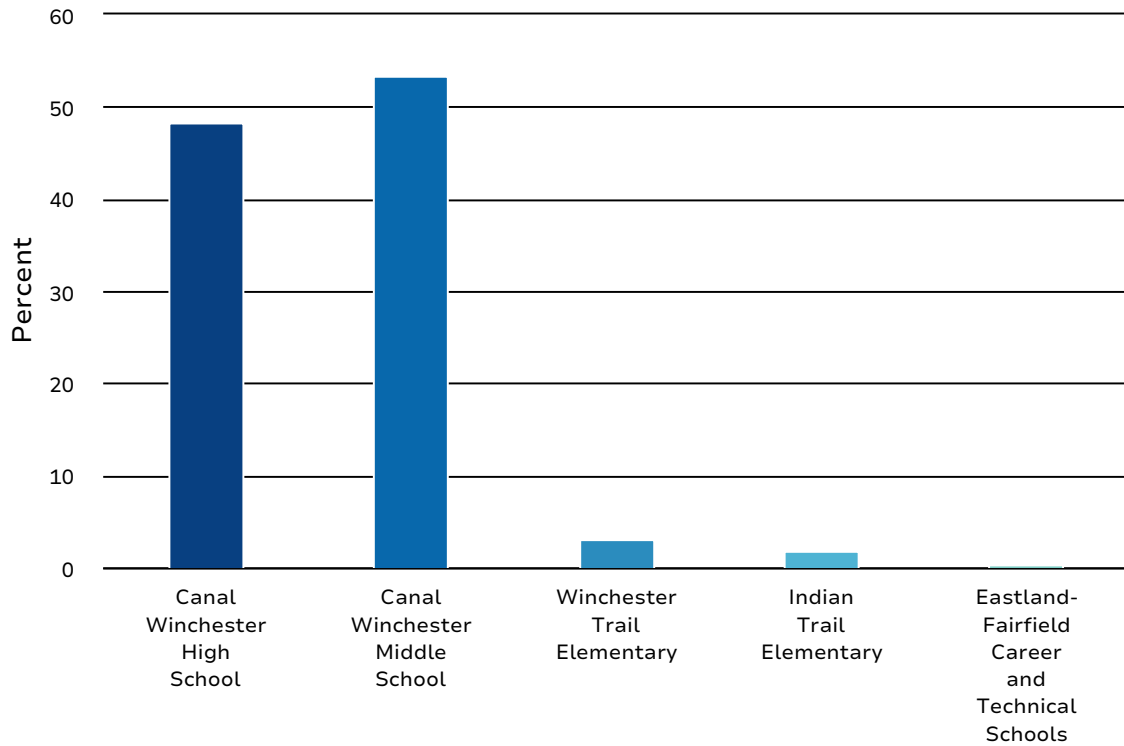


## 2. How are you connected to the Canal Winchester Local School District? Select all that apply.




Value	Percent	Responses
Student	97.6%	1,527
Community Member	8.2%	128
Resident	23.3%	365
Other - Write In (Required)	2.5%	39

3. Which building(s) do you currently attend or have students attending? (Check all that apply).



Value	Percent	Responses
Canal Winchester High School	48.4%	738
Canal Winchester Middle School	53.5%	816
Winchester Trail Elementary	3.2%	49
Indian Trail Elementary	2.0%	31
Eastland-Fairfield Career and Technical Schools	0.5%	7

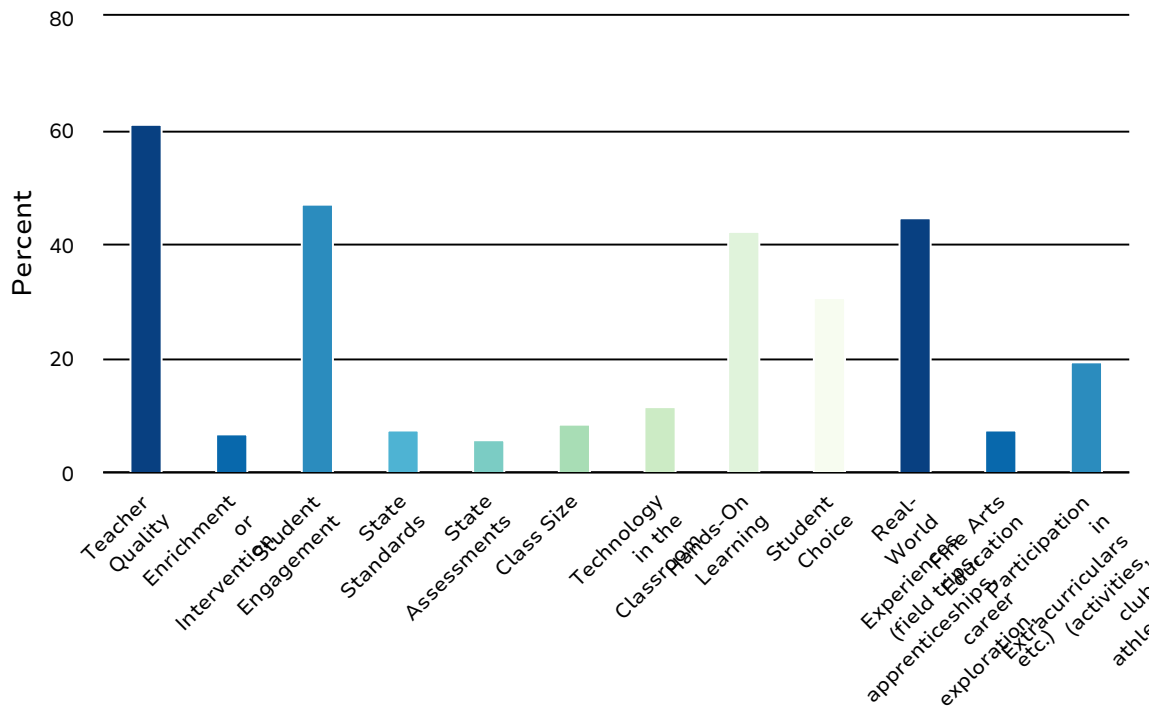
4. On a scale of 1 (very unimportant) to 4 (very important), how important do you think teaching and learning are to the future of Canal Winchester Schools?



Value	Percent	Responses
1	1.3%	18
2	5.0%	70
3	40.3%	562
4	53.4%	746

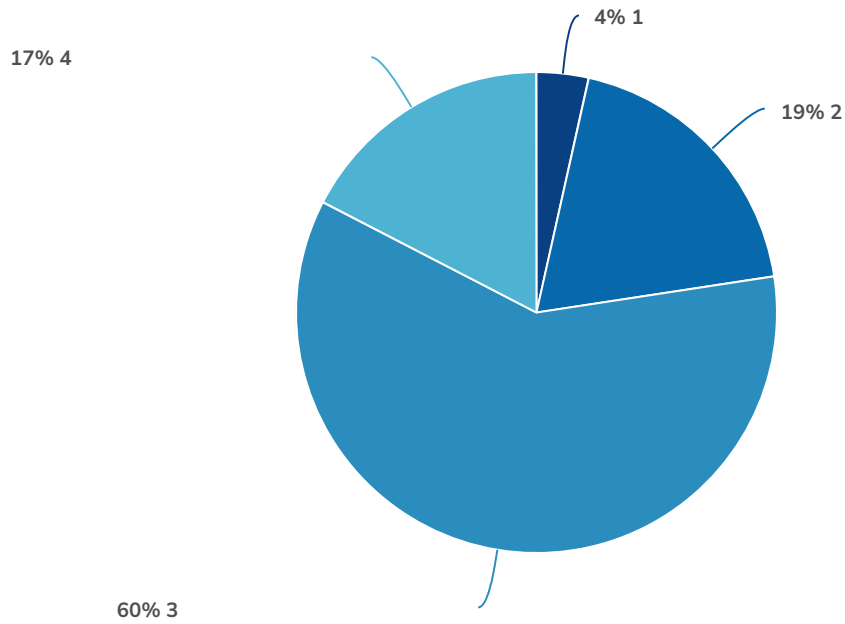
Totals: 1,396

5. Which of the following choices would you say are the most important for the school district to focus on when it comes to teaching and learning? Select up to 3 options.



Value	Percent	Responses
Teacher Quality	61.3%	859
Enrichment or Intervention	6.9%	96
Student Engagement	47.2%	661
State Standards	7.6%	106
State Assessments	5.8%	81
Class Size	8.4%	118
Technology in the Classroom	11.7%	164
Hands-On Learning	42.5%	595
Student Choice	30.7%	430
Real-World Experiences (field trips, apprenticeships, career exploration, etc.)	44.8%	628
Fine Arts Education	7.4%	104
Participation in Extracurriculars (activities, clubs, athletics, etc.)	19.4%	272

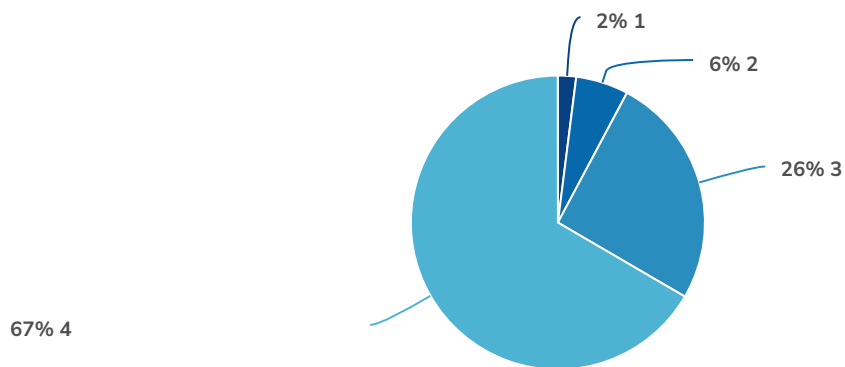
6. On a scale of 1 (poor) to 4 (exceptional), how would you rate teaching and learning at Canal Winchester Schools right now?



Value	Percent	Responses
1	3.5%	49
2	19.1%	267
3	60.0%	839
4	17.4%	244

Totals: 1,399

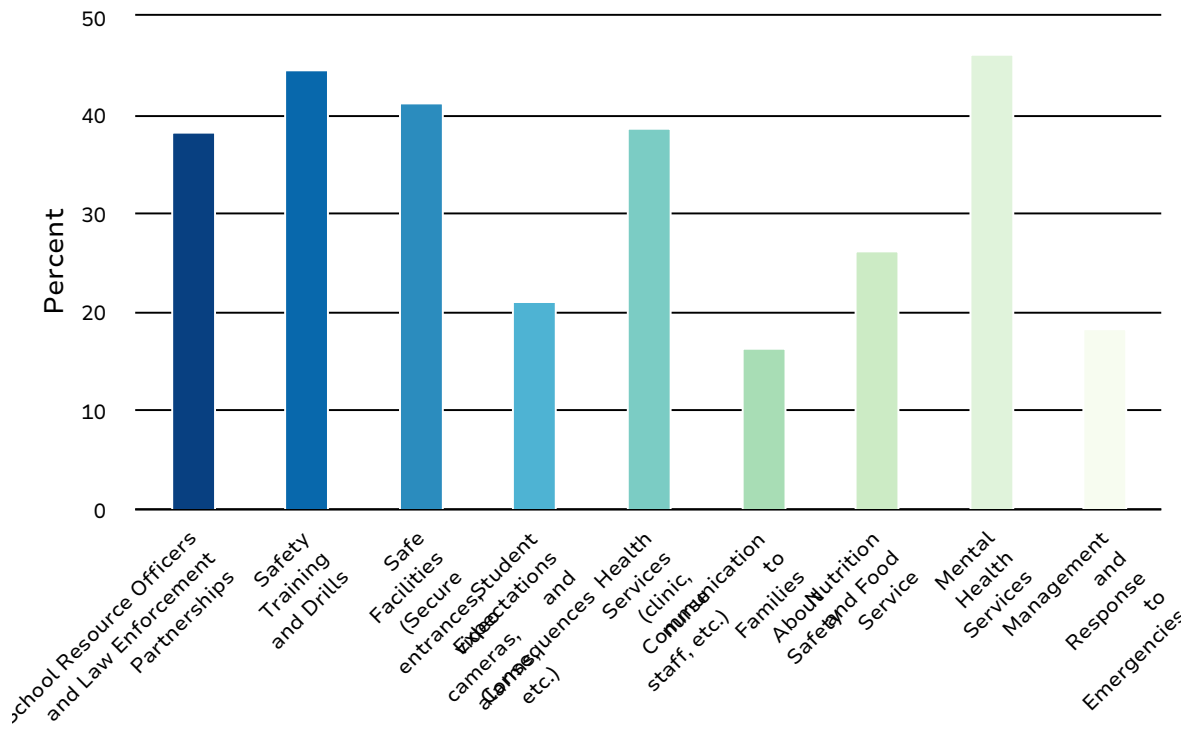
7. On a scale of 1 (very unimportant) to 4 (very important), how important do you think safety and wellness are to the future of Canal Winchester Schools?



Value	Percent	Responses
1	2.0%	26
2	5.8%	76
3	25.6%	336
4	66.6%	875

Totals: 1,313

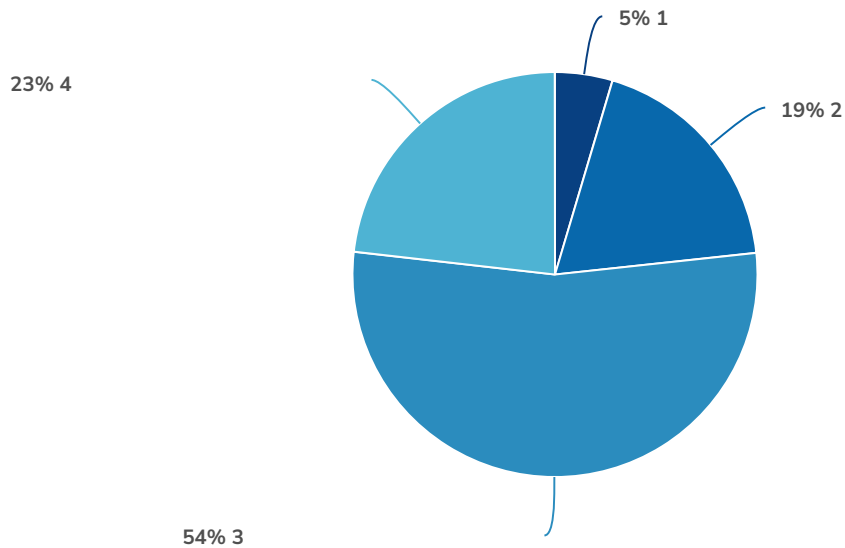
8. Which of the following choices would you say are the most important for the school district to focus on when it comes to safety and wellness? Select up to 3 options.





Value	Percent	Responses
School Resource Officers and Law Enforcement Partnerships	38.4%	505
Safety Training and Drills	44.7%	587
Safe Facilities (Secure entrances, video cameras, alarms, etc.)	41.4%	544
Student Expectations and Consequences	21.1%	277
Health Services (clinic, nurse staff, etc.)	38.8%	510
Communication to Families About Safety	16.5%	217
Nutrition and Food Service	26.3%	346
Mental Health Services	46.2%	607
Management and Response to Emergencies	18.3%	241

9. On a scale of 1 (poor) to 4 (exceptional), how would you rate safety at Canal Winchester Schools right now?




Value	Percent	Responses
1	4.6%	60
2	18.7%	246
3	53.5%	703
4	23.2%	304

Totals: 1,313

10. In the section below, please rate each of the following statements:

	Strongly Disagree	Disagree	Agree	Strongly Agree	Responses
I feel safe when I am at school. Count Row %	48 3.7%	170 13.2%	860 66.8%	209 16.2%	1,287
I understand what is expected of me at school. Count Row %	21 1.6%	29 2.3%	630 48.9%	608 47.2%	1,288
I understand the consequences of breaking school rules. Count Row %	20 1.6%	47 3.6%	588 45.7%	633 49.1%	1,288
<b>Totals</b> Total Responses					1288

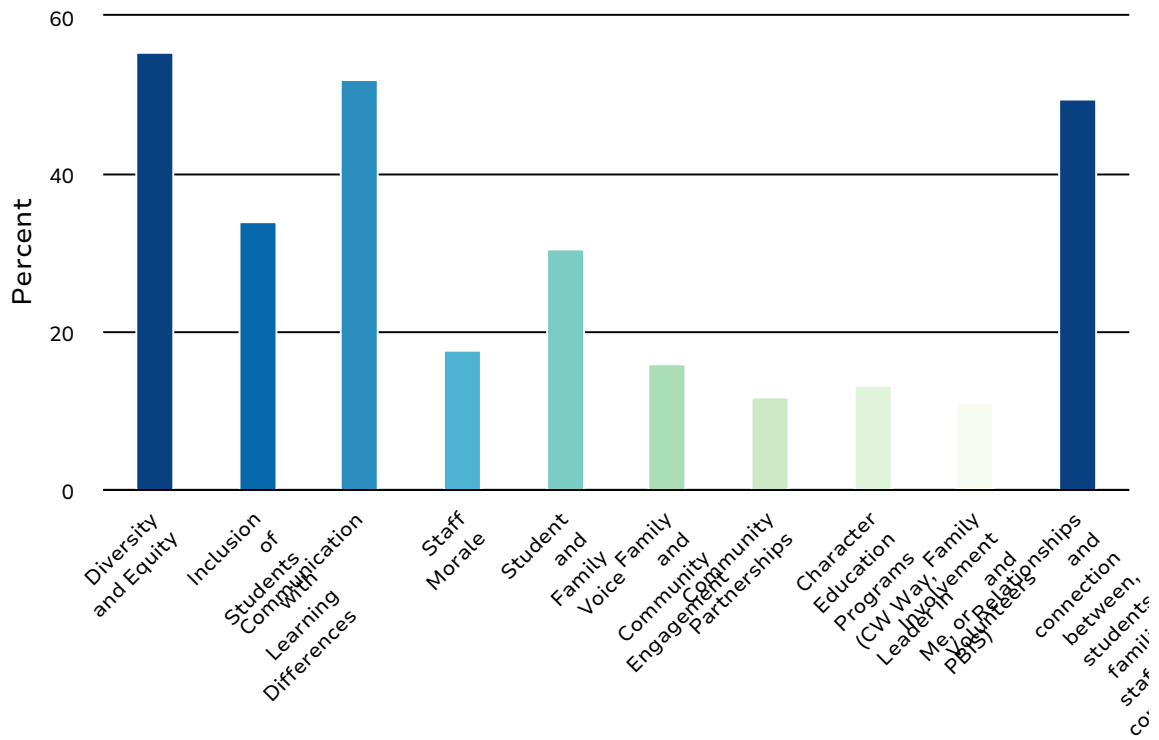
11. On a scale of 1 (very unimportant) to 4 (very important), how important do you think school culture is to the future of Canal Winchester Schools?



Value	Percent	Responses
1	2.8%	35
2	11.9%	149
3	42.3%	530
4	43.0%	539

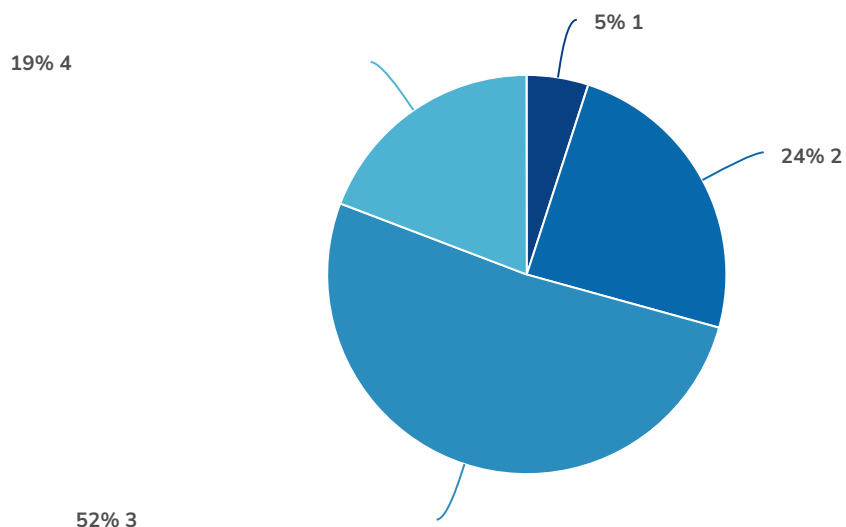
Totals: 1,253

12. Which of the following choices would you say are the most important for the school district to focus on when it comes to school culture? Select up to 3 options.



Value	Percent	Responses
Diversity and Equity	55.5%	694
Inclusion of Students with Learning Differences	34.1%	426
Communication	52.1%	652
Staff Morale	17.7%	221
Student and Family Voice	30.5%	381
Family and Community Engagement	16.1%	202
Community Partnerships	11.8%	147
Character Education Programs (CW Way, Leader in Me, or PBIS)	13.3%	166
Family Involvement and Volunteers	11.2%	140
Relationships and connection between, students, families, staff, and community	49.6%	620


13. On a scale of 1 (poor) to 4 (exceptional), how would you rate school culture at Canal Winchester Schools right now?



Value	Percent	Responses
1	5.0%	63
2	24.3%	304
3	51.5%	644
4	19.2%	240

Totals: 1,251

14. On a scale of 1 (very unimportant) to 4 (very important), how important do you think diversity and equity is to the future of Canal Winchester Schools?



Value	Percent	Responses
1	2.6%	32
2	8.6%	107
3	38.7%	484
4	50.2%	628

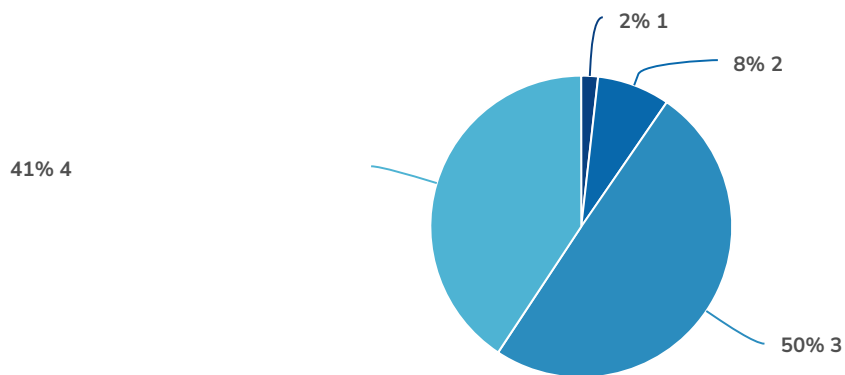
Totals: 1,251



15. In the section below, please rate each of the following statements:

	Strongly Disagree	Disagree	Agree	Strongly Agree	Responses
I belong at my school. Count Row %	44 3.6%	146 11.9%	745 60.7%	292 23.8%	1,227
I am treated fairly at school. Count Row %	49 4.0%	187 15.2%	734 59.8%	258 21.0%	1,228
There is an adult I trust at school that I could talk to about any problems I am having. Count Row %	96 7.8%	230 18.7%	506 41.2%	396 32.2%	1,228
<b>Totals</b> Total Responses					1228

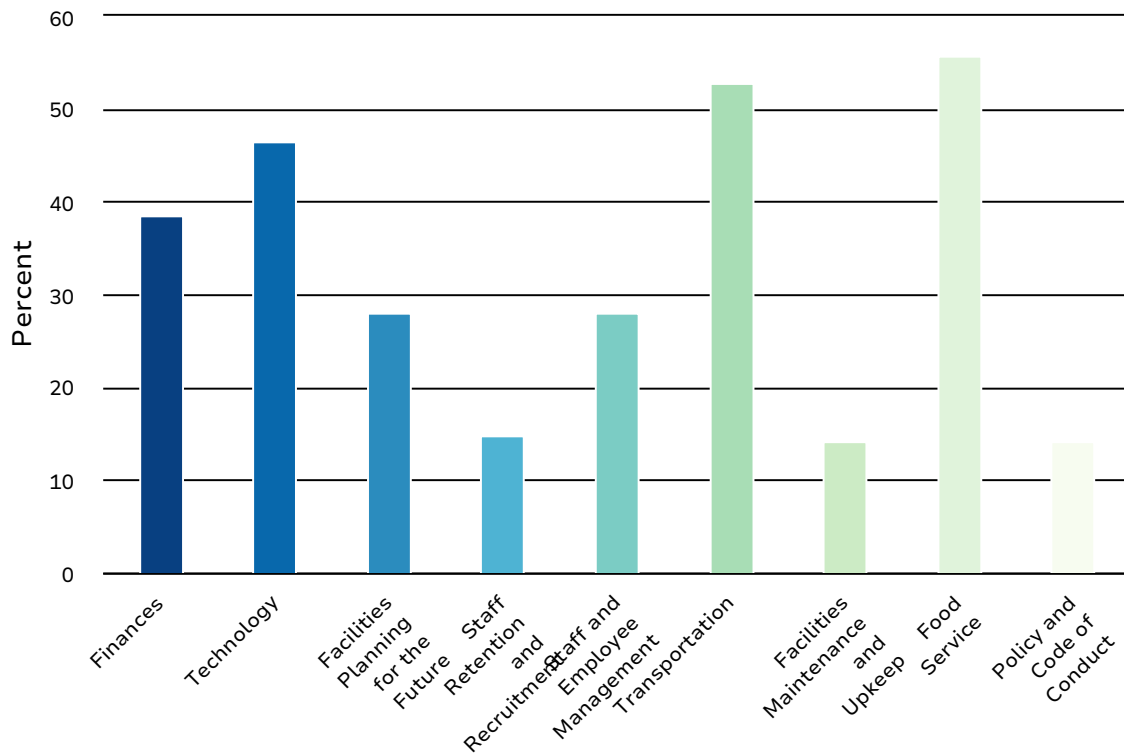
16. On a scale of 1 (very unimportant) to 4 (very important), how important do you think operations are to the future of Canal Winchester Schools?



Value	Percent	Responses
1	1.8%	22
2	7.8%	94
3	49.7%	600
4	40.7%	492

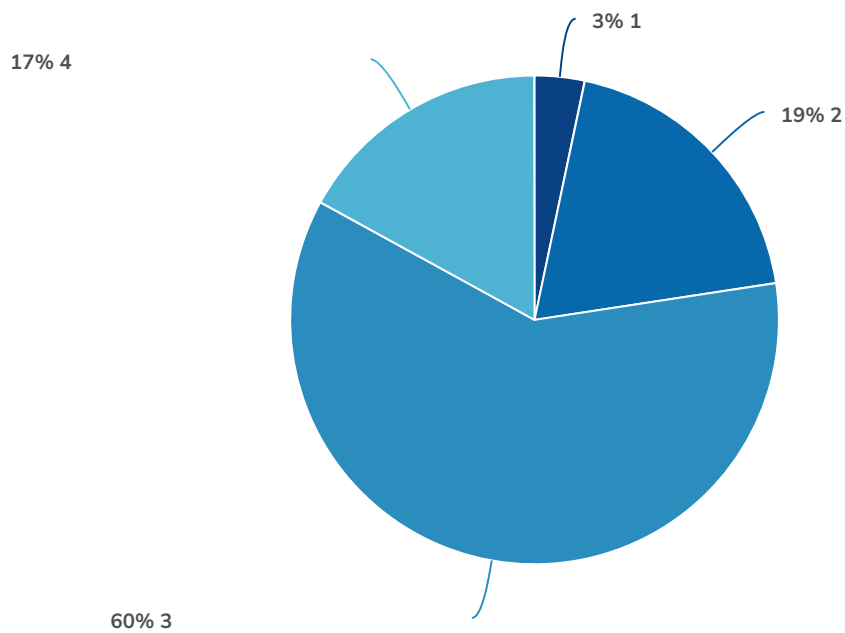
Totals: 1,208

17. Which of the following choices would you say are the most important for the school district to focus on when it comes to operations? Select up to 3 options.



Value	Percent	Responses
Finances	38.7%	467
Technology	46.6%	562
Facilities Planning for the Future	28.1%	339
Staff Retention and Recruitment	14.9%	180
Staff and Employee Management	28.2%	340
Transportation	52.9%	639
Facilities Maintenance and Upkeep	14.2%	171
Food Service	55.8%	674
Policy and Code of Conduct	14.3%	172

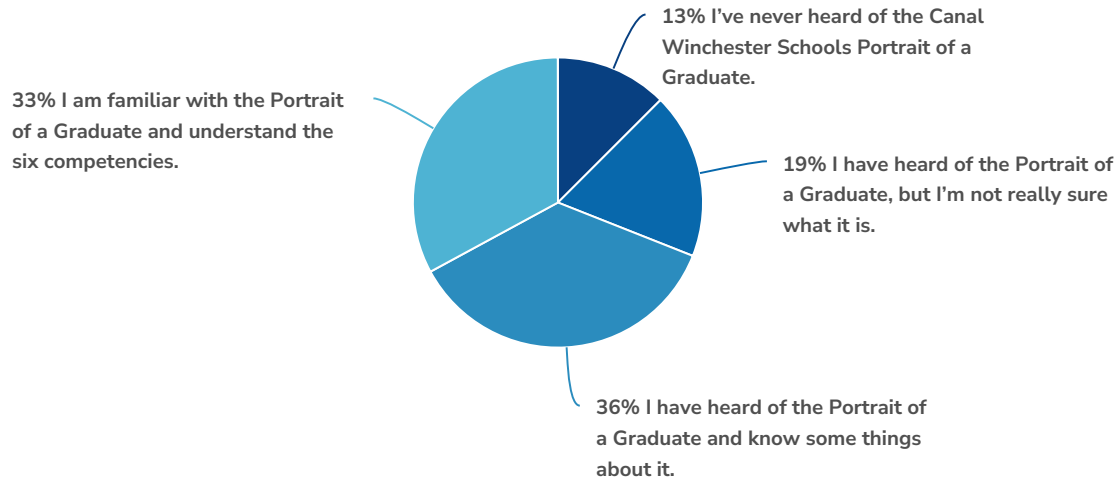
18. On a scale of 1 (very inefficient) to 4 (very efficient), how would you rate the operations of Canal Winchester Schools right now?



Value	Percent	Responses
1	3.3%	40
2	19.3%	233
3	60.4%	728
4	17.0%	205

Totals: 1,206

## 19. Do you know about the Canal Winchester Schools Portrait of a Graduate?



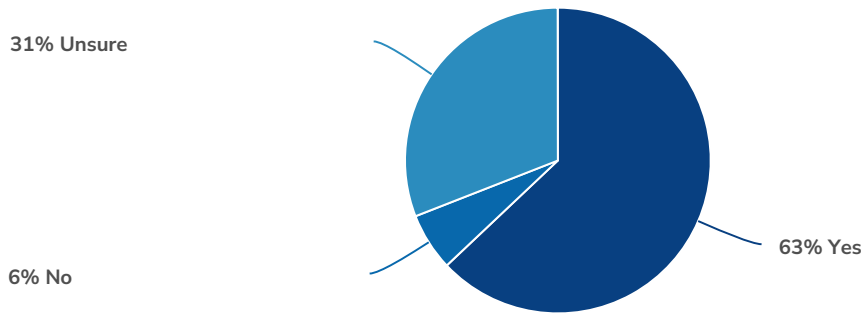
Value	Percent	Responses
I've never heard of the Canal Winchester Schools Portrait of a Graduate.	12.5%	146
I have heard of the Portrait of a Graduate, but I'm not really sure what it is.	18.5%	217
I have heard of the Portrait of a Graduate and know some things about it.	36.1%	423
I am familiar with the Portrait of a Graduate and understand the six competencies.	32.9%	385

Totals: 1,171

20. In the section below, please rate how important you think each of the six competencies is to a student's future success.

	Very Unimportant	Unimportant	Important	Very Important	Responses
Respectful Citizens Count Row %	19 1.6%	20 1.7%	482 41.2%	649 55.5%	1,170
Problem Solvers Count Row %	17 1.5%	42 3.6%	596 50.9%	515 44.0%	1,170
Self-Aware Individuals Count Row %	16 1.4%	35 3.0%	489 41.8%	629 53.8%	1,169
Responsible Learners Count Row %	14 1.2%	36 3.1%	543 46.4%	576 49.3%	1,169
Collaborators Count Row %	22 1.9%	99 8.5%	622 53.2%	427 36.5%	1,170
Communicators Count Row %	19 1.6%	43 3.7%	496 42.4%	612 52.3%	1,170
<b>Totals</b> Total Responses					1170

21. Would a student be prepared for success if they developed the skills in the CW Schools Portrait of a Graduate?

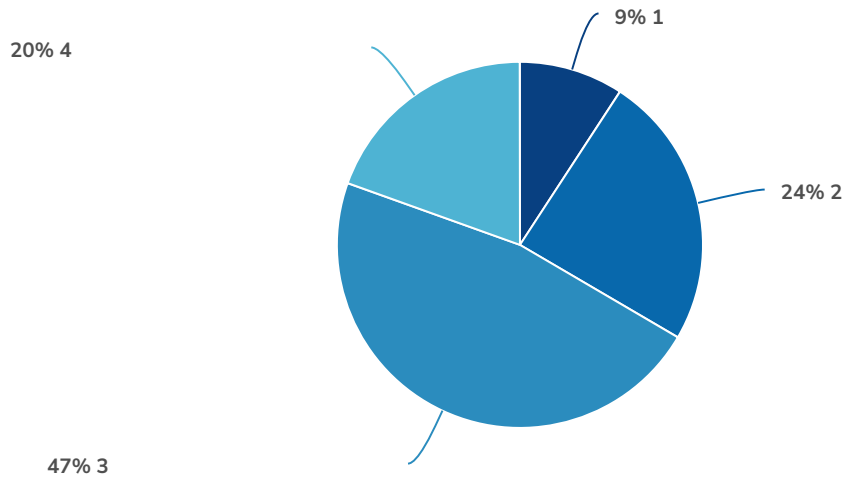


Value	Percent	Responses
Yes	62.9%	737
No	6.1%	72
Unsure	30.9%	362

Totals: 1,171



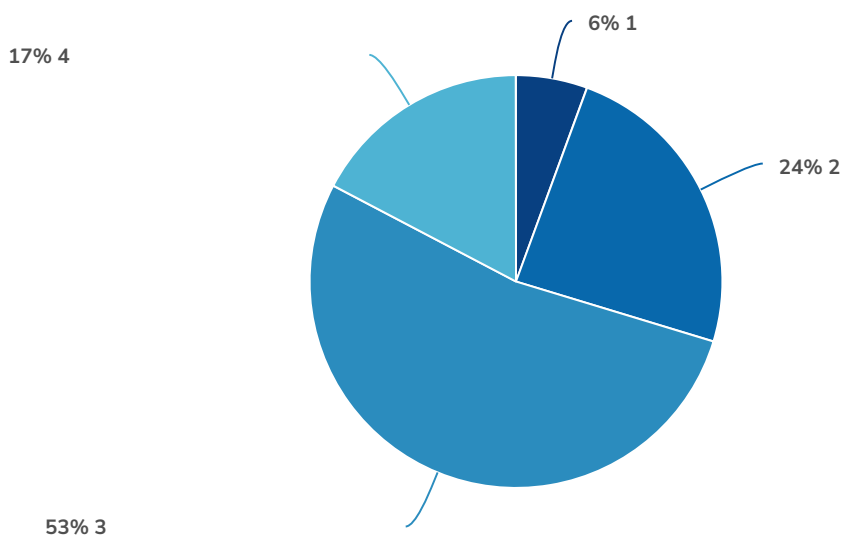
22. On a scale of 1 (very unlikely) to 4 (very likely), how like are you to recommend Canal Winchester Schools to a family member or friend?



Value	Percent	Responses
1	9.2%	106
2	24.2%	279
3	47.0%	541
4	19.5%	225

Totals: 1,151

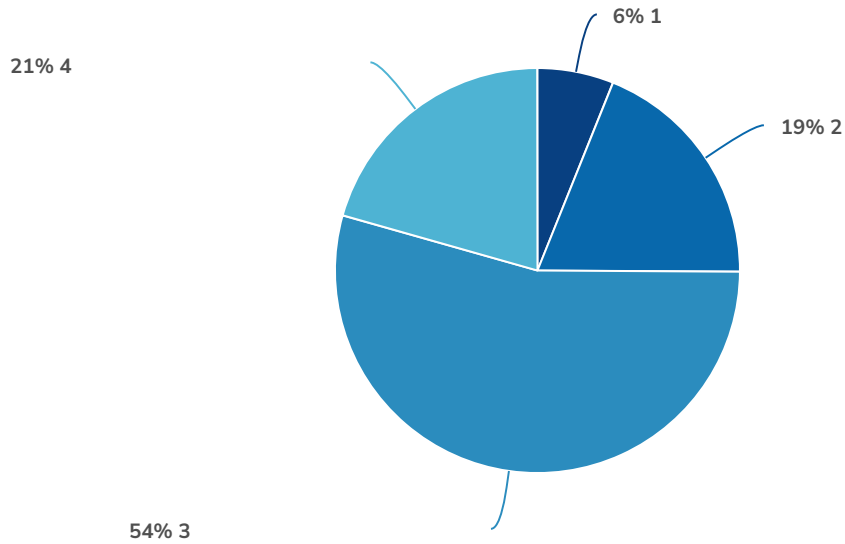
23. On a scale of 1 (poor) to 4 (excellent), how would you rate the reputation of Canal Winchester Schools?



Value	Percent	Responses
1	5.6%	65
2	24.1%	277
3	53.0%	610
4	17.3%	199

Totals: 1,151

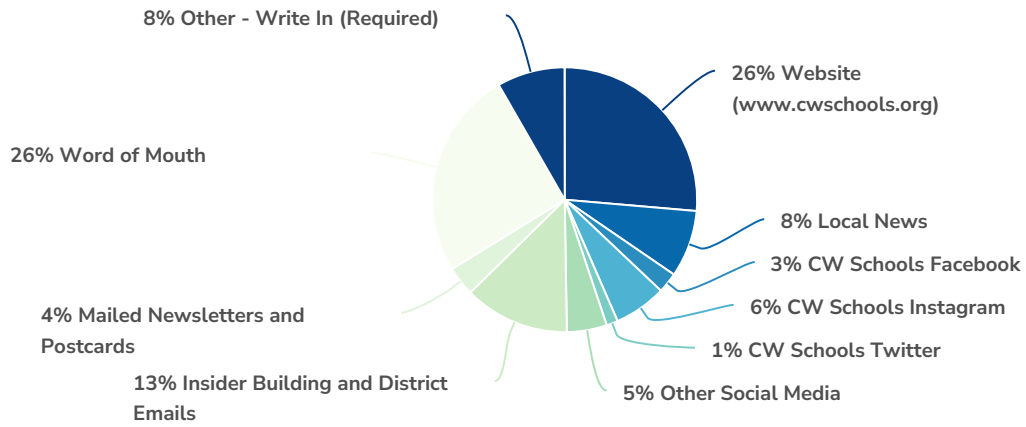
24. On a scale of 1 (poor) to 4 (excellent), how would you rate your experience with Canal Winchester Schools?



Value	Percent	Responses
1	6.1%	70
2	19.0%	219
3	54.3%	625
4	20.6%	237

Totals: 1,151

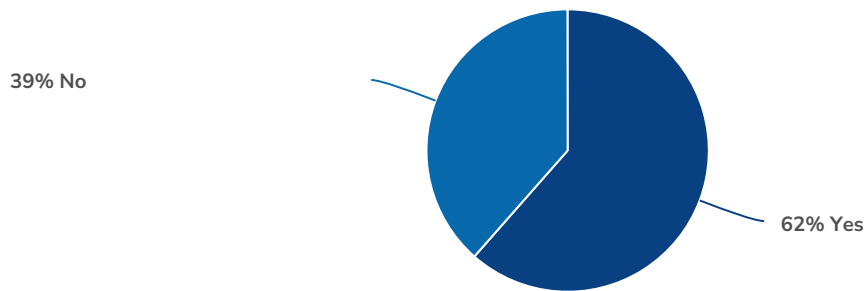
## 25. How do you primarily learn news about Canal Winchester Schools?



Value	Percent	Responses
Website (www.cwschools.org)	26.4%	304
Local News	8.2%	94
CW Schools Facebook	2.5%	29
CW Schools Instagram	6.4%	74
CW Schools Twitter	1.4%	16
Other Social Media	4.9%	56
Insider Building and District Emails	12.9%	148
Mailed Newsletters and Postcards	3.6%	41
Word of Mouth	25.5%	294
Other - Write In (Required)	8.3%	95

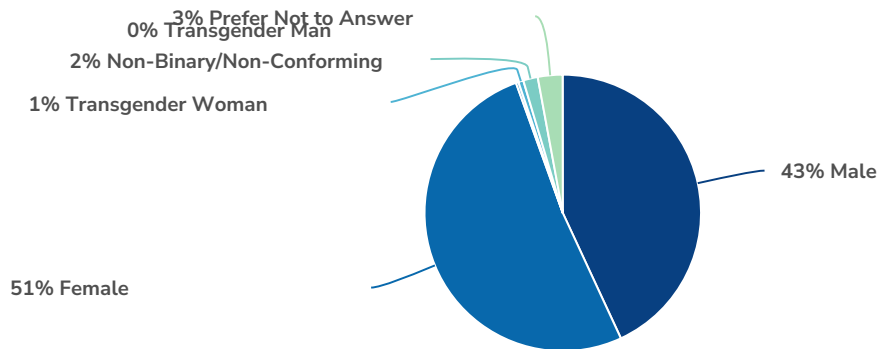
**Totals: 1,151**

26. If you're up for it, we'd like to collect some optional demographic information about you to help us evaluate the survey data. For example, some survey questions may provide additional insight when we evaluate the data for low-income families compared to other respondents. This information will not be used to identify you. You can also choose "Prefer Not to Answer" for any information you do not want to provide. Are you willing to answer these quick demographic questions?



Value	Percent	Responses
Yes	61.5% 	708
No	38.5% 	443
		<b>Totals: 1,151</b>

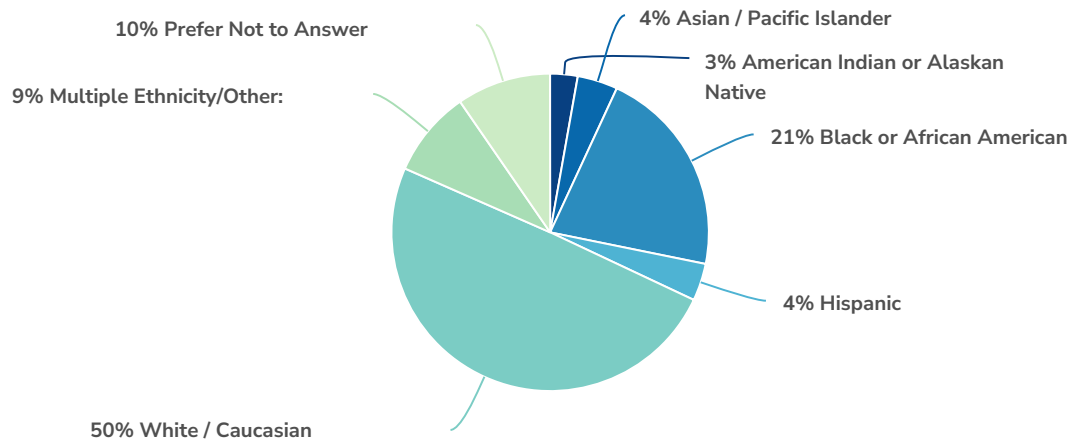
## 27. What is your gender?



Value	Percent	Responses
Male	43.1%	307
Female	51.4%	366
Transgender Man	0.3%	2
Transgender Woman	0.6%	4
Non-Binary/Non-Conforming	1.7%	12
Prefer Not to Answer	2.9%	21

Totals: 712

28. Which race or ethnicity best describes you? (Please choose only one.)

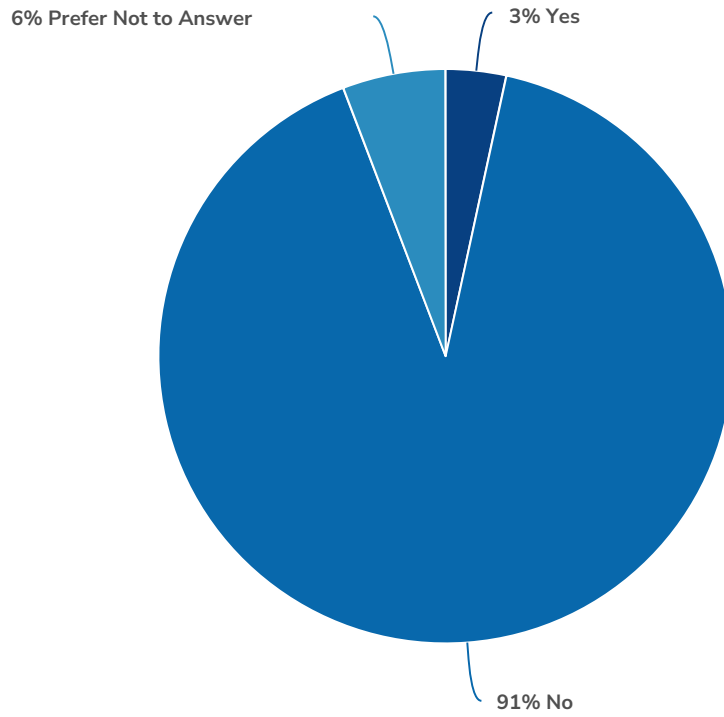


Value	Percent	Responses
American Indian or Alaskan Native	2.8%	20
Asian / Pacific Islander	4.1%	29
Black or African American	21.3%	152
Hispanic	3.8%	27
White / Caucasian	49.6%	353
Multiple Ethnicity/Other:	8.8%	63
Prefer Not to Answer	9.6%	68

Totals: 712



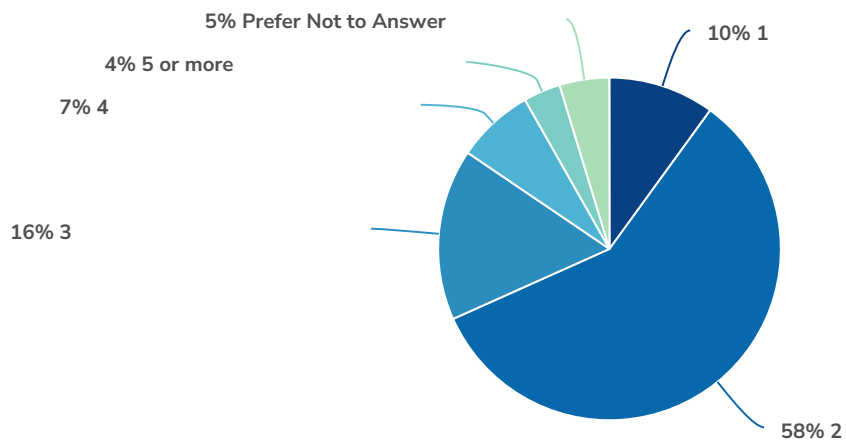
## 29. Are you of Hispanic or Latino/a origin?



Value	Percent	Responses
Yes	3.4%	21
No	90.7%	559
Prefer Not to Answer	5.8%	36

Totals: 616

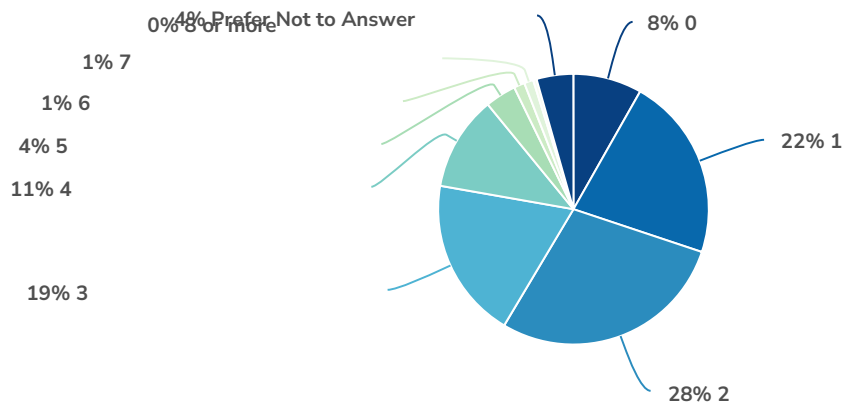
### 30. How many adults (18+) live in your home?



Value	Percent	Responses
1	10.0%	71
2	58.3%	413
3	16.2%	115
4	7.3%	52
5 or more	3.5%	25
Prefer Not to Answer	4.7%	33

Totals: 709

### 31. How many children (0-17 years old) live in your home?



Value	Percent	Responses
0	8.2%	58
1	21.9%	155
2	28.4%	201
3	19.2%	136
4	11.3%	80
5	3.7%	26
6	1.3%	9
7	1.1%	8
8 or more	0.4%	3
Prefer Not to Answer	4.4%	31

Totals: 707