


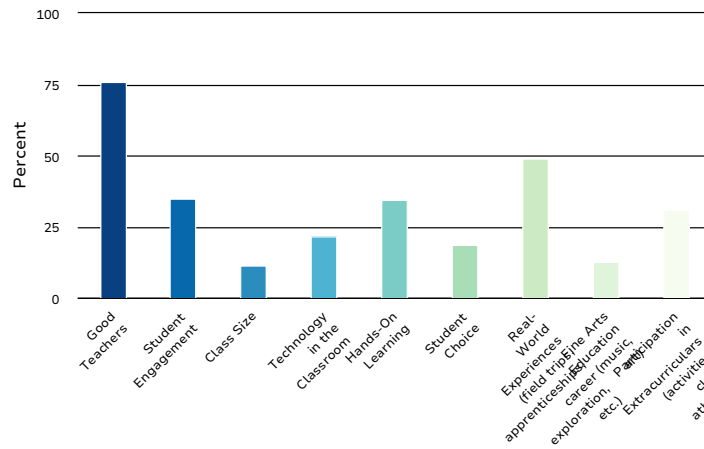
1. On a scale of 1 (very unimportant) to 4 (very important), how important do you think teaching and learning are to the future of Canal Winchester Schools?



Value	Percent	Responses
1	1.3%	11
2	3.9%	33
3	30.4%	260
4	64.4%	551


Totals: 855

2. Which of the following choices would you say are the most important for the school district to focus on when it comes to teaching and learning? Select up to 3 options.



Value	Percent	Responses
Good Teachers	75.9%	649
Student Engagement	34.9%	298
Class Size	11.6%	99
Technology in the Classroom	21.9%	187
Hands-On Learning	34.5%	295
Student Choice	18.8%	161
Real-World Experiences (field trips, apprenticeships, career exploration, etc.)	49.2%	421
Fine Arts Education (music, art)	12.7%	109
Participation in Extracurriculars (activities, clubs, athletics, etc.)	31.3%	268

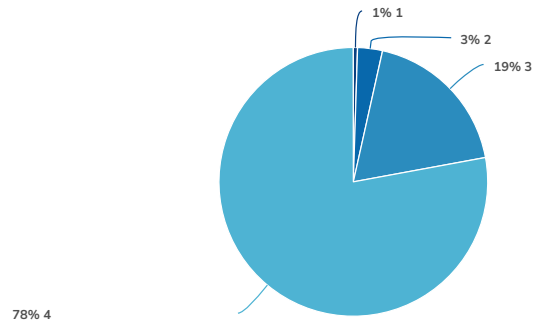
3. On a scale of 1 (bad) to 4 (great), how would you rate teaching and learning at Canal Winchester Schools right now?



Value	Percent	Responses
1	1.1%	9
2	6.7%	57
3	41.8%	357
4	50.5%	431

Totals: 854

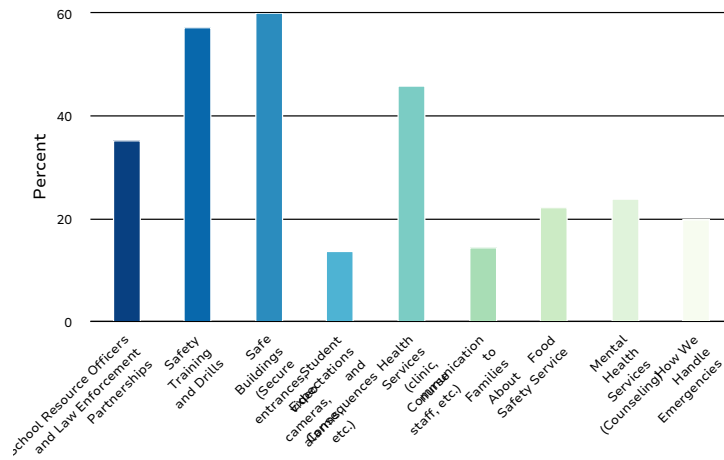
4. On a scale of 1 (very unimportant) to 4 (very important), how important do you think safety and wellness are to the future of Canal Winchester Schools?



Value	Percent	Responses
1	0.5%	4
2	3.0%	25
3	18.6%	156
4	77.9%	652


Totals: 837

5. Which of the following choices would you say are the most important for the school district to focus on when it comes to safety and wellness? Select up to 3 options.



Value	Percent	Responses
School Resource Officers and Law Enforcement Partnerships	35.4%	297
Safety Training and Drills	57.4%	481
Safe Buildings (Secure entrances, video cameras, alarms, etc.)	59.9%	502
Student Expectations and Consequences	13.8%	116
Health Services (clinic, nurse staff, etc.)	45.9%	385
Communication to Families About Safety	14.4%	121
Food Service	22.2%	186
Mental Health Services (Counseling)	24.0%	201
How We Handle Emergencies	19.9%	167

6. On a scale of 1 (bad) to 4 (great), how would you rate safety at Canal Winchester Schools right now?




Value	Percent	Responses
1	1.7%	14
2	10.6%	89
3	42.5%	356
4	45.2%	379

Totals: 838

7. In the section below, please rate each of the following statements:

	Strongly Disagree	Disagree	Agree	Strongly Agree	Responses
I feel safe when I am at school. Count Row %	28 3.3%	61 7.3%	451 53.9%	296 35.4%	836
I understand the rules at school. Count Row %	11 1.3%	41 4.9%	289 34.5%	496 59.3%	837
I understand what happens when rules are broken. Count Row %	19 2.3%	35 4.2%	288 34.4%	496 59.2%	838
Totals Total Responses					838

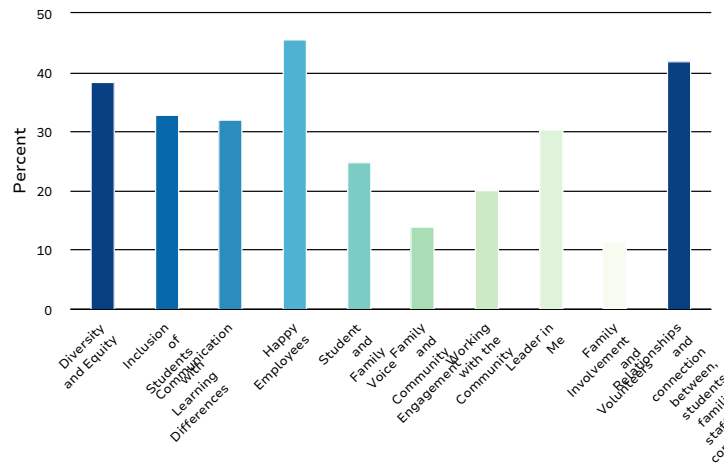
8. On a scale of 1 (very unimportant) to 4 (very important), how important do you think school culture is to the future of Canal Winchester Schools?



Value	Percent	Responses
1	1.8%	15
2	6.0%	49
3	35.8%	291
4	56.3%	457


Totals: 812

9. Which of the following choices would you say are the most important for the school district to focus on when it comes to school culture? Select up to 3 options.



Value	Percent	Responses
Diversity and Equity	38.5%	313
Inclusion of Students with Learning Differences	33.0%	268
Communication	32.0%	260
Happy Employees	45.7%	371
Student and Family Voice	25.0%	203
Family and Community Engagement	13.9%	113
Working with the Community	20.2%	164
Leader in Me	30.4%	247
Family Involvement and Volunteers	11.6%	94
Relationships and connection between, students, families, staff, and community	42.0%	341

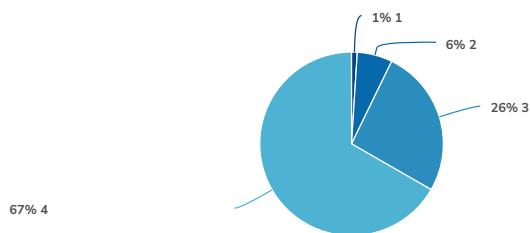
10. On a scale of 1 (bad) to 4 (great), how would you rate school culture at Canal Winchester Schools right now?



Value	Percent	Responses
1	1.2%	10
2	11.6%	94
3	46.5%	377
4	40.7%	330

Totals: 811

11. On a scale of 1 (very unimportant) to 4 (very important), how important do you think diversity and equity is to the future of Canal Winchester Schools?




Value	Percent	Responses
1	1.0%	8
2	6.2%	50
3	26.1%	212
4	66.7%	542

Totals: 812

12. In the section below, please rate each of the following statements:

	Strongly Disagree	Disagree	Agree	Strongly Agree	Responses
I belong at my school. Count Row %	31 3.8%	49 6.0%	337 41.5%	395 48.6%	812
I am treated fairly at school. Count Row %	36 4.4%	87 10.7%	374 46.2%	313 38.6%	810
There is an adult I trust at school that I could talk to about any problems I am having. Count Row %	61 7.5%	96 11.8%	232 28.6%	422 52.0%	811
Totals Total Responses					812

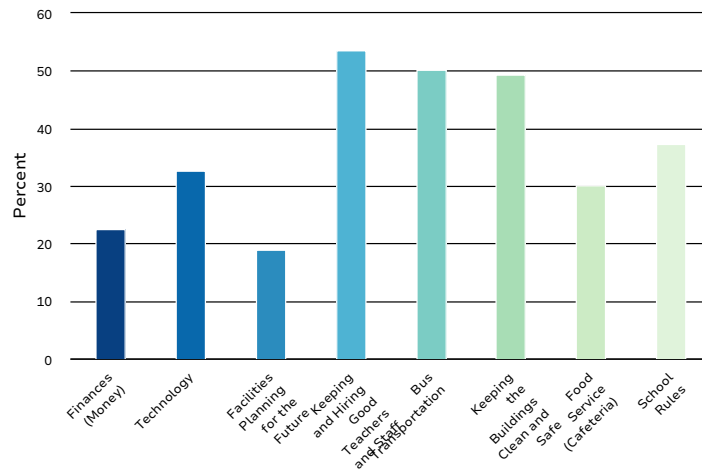
13. On a scale of 1 (very unimportant) to 4 (very important), how important do you think operations are to the future of Canal Winchester Schools?



Value	Percent	Responses
1	1.0%	8
2	4.0%	32
3	32.0%	255
4	62.9%	501

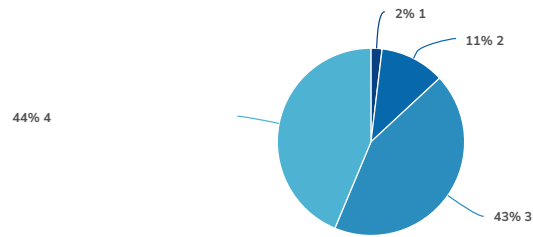
Totals: 796

14. Which of the following choices would you say are the most important for the school district to focus on when it comes to operations? Select up to 3 options.



Value	Percent	Responses
Finances (Money)	22.7%	181
Technology	32.8%	261
Facilities Planning for the Future	19.0%	151
Keeping and Hiring Good Teachers and Staff	53.6%	427
Bus Transportation	50.3%	400
Keeping the Buildings Clean and Safe	49.5%	394
Food Service (Cafeteria)	30.3%	241
School Rules	37.3%	297

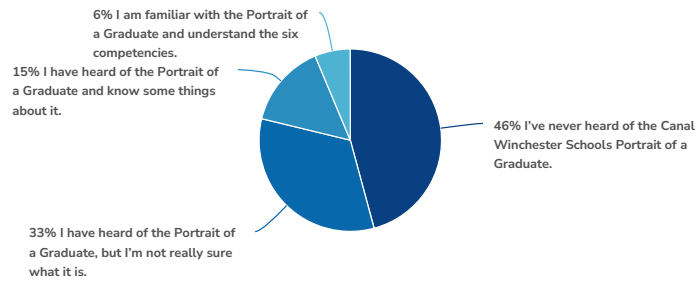
15. On a scale of 1 (bad) to 4 (great), how would you rate the operations of Canal Winchester Schools right now?



Value	Percent	Responses
1	1.9%	15
2	11.2%	89
3	43.2%	344
4	43.7%	348

Totals: 796

16. Do you know about the Canal Winchester Schools Portrait of a Graduate?



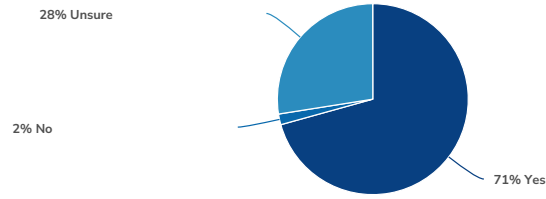
Value	Percent	Responses
I've never heard of the Canal Winchester Schools Portrait of a Graduate.	45.8%	354
I have heard of the Portrait of a Graduate, but I'm not really sure what it is.	33.0%	255
I have heard of the Portrait of a Graduate and know some things about it.	14.9%	115
I am familiar with the Portrait of a Graduate and understand the six competencies.	6.3%	49

Totals: 773

17. In the section below, please rate how important you think each of the six competencies is for a grown-up to know.

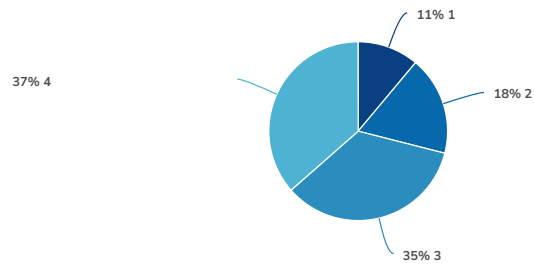
	Very Unimportant	Unimportant	Important	Very Important	Responses
Respectful Citizens Count Row %	20 2.6%	12 1.6%	201 26.0%	541 69.9%	774
Problem Solvers Count Row %	21 2.7%	31 4.0%	334 43.2%	388 50.1%	774
Self-Aware Individuals Count Row %	18 2.3%	24 3.1%	292 37.7%	440 56.8%	774
Responsible Learners Count Row %	17 2.2%	20 2.6%	225 29.1%	512 66.1%	774
Collaborators Count Row %	26 3.4%	68 8.8%	300 38.8%	379 49.0%	773
Communicators Count Row %	22 2.8%	27 3.5%	251 32.4%	474 61.2%	774
Totals Total Responses					774

18. Do you think a student be prepared for success when they are an adult if they develop the skills in the CW Schools Portrait of a Graduate?



Value	Percent	Responses
Yes	70.7%	546
No	1.8%	14
Unsure	27.5%	212
		Totals: 772


19. On a scale of 1 (very unlikely) to 4 (very likely), how likely are you to tell a friend they should attend Canal Winchester Schools?



Value	Percent	Responses
1	11.1%	85
2	17.9%	137
3	34.6%	265
4	36.5%	280

Totals: 767

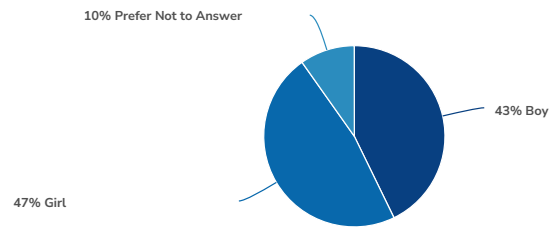
20. On a scale of 1 (bad) to 4 (great), how would you rate your experience with Canal Winchester Schools?



Value	Percent	Responses
1	2.1%	16
2	7.3%	56
3	36.6%	281
4	54.0%	414

Totals: 767

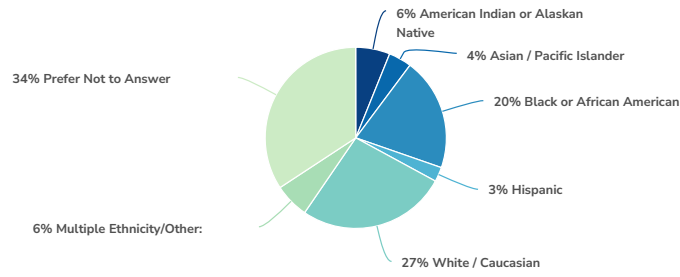
21. What is your gender?



Value	Percent	Responses
Boy	42.8%	323
Girl	47.4%	358
Prefer Not to Answer	9.8%	74

Totals: 755

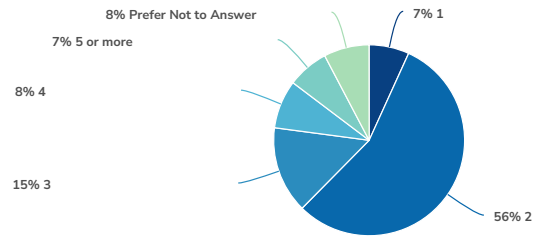
22. Which race or ethnicity best describes you? (Please choose only one.)



Value	Percent	Responses
American Indian or Alaskan Native	6.1%	46
Asian / Pacific Islander	4.1%	31
Black or African American	20.1%	152
Hispanic	2.6%	20
White / Caucasian	26.6%	201
Multiple Ethnicity/Other:	6.2%	47
Prefer Not to Answer	34.2%	258

Totals: 755

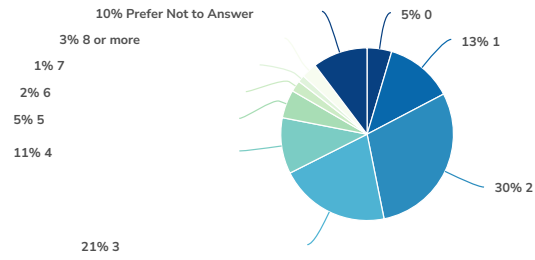
23. How many adults (18+) live in your home?



Value	Percent	Responses
1	6.8%	51
2	55.6%	420
3	14.7%	111
4	8.2%	62
5 or more	7.0%	53
Prefer Not to Answer	7.7%	58

Totals: 755

24. How many children (0-17 years old) live in your home?



Value	Percent	Responses
0	4.6%	35
1	12.7%	96
2	29.5%	223
3	20.7%	156
4	10.5%	79
5	5.3%	40
6	2.1%	16
7	1.3%	10
8 or more	2.9%	22
Prefer Not to Answer	10.3%	78

Totals: 755