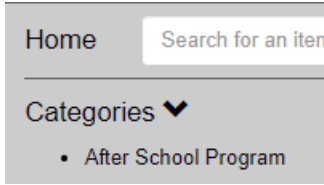
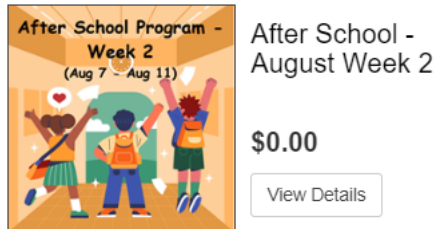


To Pay for ASP from the Webstore:

1. Access the Webstore: <https://ccsd.graystep.com>. Create an account and add your student with their student ID number. If the student ID number is unknown, contact your child's school
2. Select the After School Program link under Categories



3. ASP Products will be displayed, one for each week of ASP. Click View Details to purchase



4. Select the ASP Payment Options. Options include:
 - a. Weekly – If your child is staying for the week, select the weekly option (\$12 a day).
 - b. Daily – If your child is staying only certain days of the week (\$15 a day), select the first day.



After School - August Week 2

ASP - August 7th through the 11th

Price:

\$0.00

ASP Selection *

Make a Selection

Tax ID *

Make a Selection

Homeroom Teacher (Full Name) *

Max 100 Characters


5. Select the Tax ID from the dropdown and Input your child's Homeroom Teacher
6. Select your child from the drop down (if applicable)
7. Click add to cart
8. If purchasing per day, select the next day in the ASP Payment Options dropdown and repeat steps 5 through 7 for any additional days that need to be purchased for this week of ASP
9. If you would like to purchase other weeks or days for another week of ASP, click the After School Payments link in the Categories above to purchase. Follow the same steps above. Continue adding to cart until you have purchased all necessary ASP Products

10. Once all selections have been made, click the shopping cart link to checkout:



11. Click Checkout

12. Enter required payment information and click Pay Now:

Checkout  \$20.76

Payment Card

Expires CVV

Billing Address

Note: A 3.8% convenience fee will be added to the purchase