

Chisholm Middle School

Parent Information Packet





Table of Contents

- Quick Links to information (QR Code Links)
- Chisholm RAILER Expectations
- Chisholm Student Cell. Phone Information
- Before and After School Procedures
- Railer Power Hour and Connections Information
- Chisholm Who To Call and School Resources Info.
- Chisholm Important Calendar Dates
- Black/Gold Days Schedule
- Daily Bell Schedule
- How to set up Parent Access in Canvas guide

Important Quick Links




Chisholm Middle School Website

Chisholm Middle School Counselor and Social Worker Website (including Online Reporting forms and Community Resources)



Chisholm Middle School Parent Information Page

Infinite Campus Parent Portal Guide



Chisholm Student Handbook

District Athletic Information



Chisholm RAILER Expectations

Respect

- Show kindness and respect to everyone - students and staff

Attitude

- Have a positive attitude each day

Instructions

- Follow instructions of teachers and staff members

Learn

- Give your best effort each day to learn while you are at school


Expectations

- Follow all classroom and school expectations

Responsible

- Be on time, have all of your materials, complete work on time





CHISHOLM MIDDLE SCHOOL

Joey Menninga, Principal
Chad Nulik, Assistant Principal
Unified School District 373

900 E. First St. Newton, KS 67114

Phone: 316-284-6260; Fax: 316-284-6267;

joey.menninga@usd373.org

Cell. Phone Information 2023 - 24

Parents and Students:

We are looking forward to the upcoming school year and all of the great students attending Chisholm Middle School.

Student cell phones, air pods, or Bluetooth headphones will only be allowed before or after school and during their lunch time. During instructional time all cell phones must be turned off and stored in the classroom cell phone holder or in the students bookbag. During class students may NOT use their cell phones for calculators, checking time, music reading, checking grades or any other reasons. If there is a medical reason to use a cell phone, that may be allowed per a 504 or health plan, with prior approval. Phones will not be allowed during P.E. or while in restrooms.

We understand that it is difficult to feel out of touch, but parents can call the office to relay messages to students or reach students through their school issued email. Some of the difficulties we face with hundreds of cell phones being used by students include:

- **Students taking pictures in the classroom of other students without prior permission and posting on social media.**
- **Students continuously taking out their phones during class and not staying on task.**
- **Students taking pictures/videos and posting on social media during the school day.**
- **Students watching movies/listening to music while in class.**
- **Students participating in group texts/chats during the day to make fun of other students or staff members.**

Chisholm Middle School

Before/After School Procedures



Before School Procedures:

Athletic Entrance Opens at 7:35am

Front Entrance Opens at 7:35am

- The front door entrance and athletic entrance doors will be open at 7:35 am each morning
- Students may come into the building through either the front entrance or athletic entrance
- Students who are eating breakfast will go directly to the cafeteria. All other students will go directly to the gym area
- 7th grade students will go to the Old Gym (Railer East) and wait until the dismissal bell rings
- 8th grade students will go to the New Gym (Railer West)
- Students are not allowed to be in the hallways prior to the dismissal bell, which rings at 7:59am
- Students are dismissed by team after the 7:59 am bell rings to go to their first hour class

7:59 - 7 Gold Dismissed from Gym

8:00 - 7 Black Dismissed from Gym

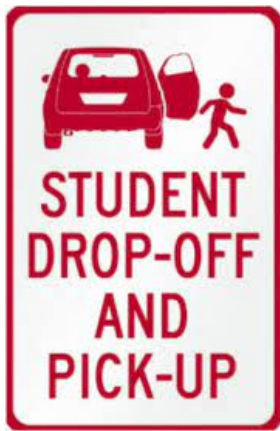
8:01 - 8 Black Dismissed from Gym

8:02 - 8 Gold Dismissed from Gym

8:05 - CLASS STARTS FOR ALL STUDENTS

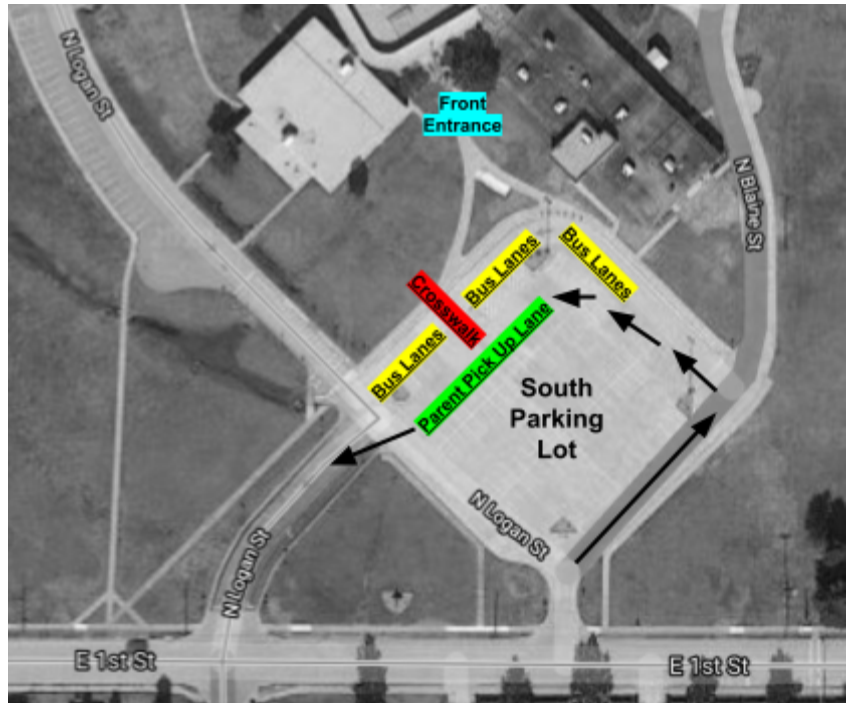
After School Procedures:

- Students who walk home or get a ride should leave school grounds immediately after school. Students should not “hang out” on school grounds
- Students who ride the bus should wait in designated area in front of the school until buses arrive/leave
- Student athletes should proceed directly to their practice
- Students participating in Railer Power Hour or Connections should go directly to the cafeteria to check in



After School Parent Pickup Traffic Patterns for North and South Parking Lots

Students should always use the crosswalk when navigating from the grass area to the parking lot or to get on/off the busses. Do not drop off students along Blaine St. - please use the Front Entrance or Athletic Entrances Only.





Railer Power Hour and Connections After School Programs

What is Railer Power Hour (RPH) and Connections?

These are Chisholm after school programs that take place from 3:20 - 5:00 pm Monday through Thursday each week. Railer Power Hour also operates before school from 7:15 - 7:45 am.

Railer Power Hour (RPH) is a before and after school homework help program.

Connections is an after school activities program. There will be various activities that students can participate in each week.

When will RPH and Connections begin?

We will start these after school programs the week after the Labor Day holiday.

Will transportation be available after RPH and Connections is over?

Yes, transportation is provided if needed for students at the end of RPH and Connections each day. Transportation is available to the nearest neighborhood school for students at the end of RPH/Connections.

Railer Power Hour

- Before and After school homework help program
- Before school - 7:15-7:45 am, After school - 3:20 - 5:00 pm
- Takes place in the CMS cafeteria
- Provides a quiet place for students to work on homework
- CMS Staff available to help students with class work
- Mrs. Penner is the head teacher for Railer Power Hour

Connections

- After school activities program
- Provides different activities for students to participate in throughout the year
- Activities that have been done previously include cooking club, arts and crafts, sketch club, anime club, ESports, and Magic the Gathering games

Chisholm Middle School Who To Contact

Chisholm Middle School Phone Number 316-284-6260

Chisholm Middle School Website <https://chisholm.usd373.org/>

Chisholm Middle School Counselor/Social Worker Website
<https://sites.google.com/usd373.org/counselors-and-social-workers/home?authuser=0>

Chisholm Middle School Facebook Page <https://www.facebook.com/ChisholmMiddleSchool>

Contact Counselor/Student Support Coach

Christina Jones – christina.jones@usd373.org (Counselor)

Lluvia Herrera - lluvia.herrera@usd373.org (Student Support Coach)

Contact Social Worker

Eddie Lawrence – eddie.lawrence@usd373.org

Contact Administrators

Joey Menninga, Principal - joey.menninga@usd373.org

Chad Nulik, Assistant Principal - chad.nulik@usd373.org

Contact Athletic Director

Brian Becker, NHS Assistant Principal, District Athletic Director - brian.becker@usd373.org

Parent Portal Access (Infinite Campus): Contact CMS Front Office for login information

Email Staff Member: CMS website - directory is being updated with the new website and will be available later in the school year

Fee Payments: Infinite Campus Parent Portal

School Resources Information

You may hear about Canvas, Infinite Campus, Clever, and Xello, when talking about your student's education. Here is a guide to explain the difference between these resources.

Infinite Campus (grades, attendance, fees, food service)



- Infinite Campus is a Student Information System (SIS)
- Infinite Campus is the resource that the district uses to track student attendance, demographic information, behavior reports, and grades
- Grades are updated once per week (by Tuesday evening) in Infinite Campus
- This is the main platform used for updating student grades, attendance, and fee payments

Canvas (class assignments and lesson plans)



- Canvas is a Learning Management System (LMS)
- Canvas is a place to organize class content and share it with students.
- Content will be added by teachers for students to access. This can include assignments, what to work on each week, due dates, and other information.
- This is the main platform to find detailed information about each class your student is taking.

Clever (student login resource)




- Clever is a single sign in system for all of the various student resources
- Students login to Clever and it keeps them signed into other platforms, such as Canvas, Naviance, and other programs.

Xello (Individual Plan of Study and Career Preparation)



- Xello is the platform used for our Individual Plan of Study for each student
- Xello has a wide variety of resources in it about career possibilities, college information, scholarships, applications, and more.
- Students take a variety of surveys in Xello to learn about their Learning Style and Career interests.
- Students will continue to use Xello at Newton High School. Students can create a digital resume and portfolio.



Chisholm Middle School

23-24 Important Dates

August 15: Chisholm Open House, 4:30-7:30pm

August 17: First Day of School for 7th Grade and 8th Grade New Students ONLY

August 18: First Day of School for ALL STUDENTS

Aug. 25: Fall Pictures and Fall Sports Pictures

Sep. 5: No School

Oct. 9: Parent Teacher Conferences - 3:30 - 8pm

Oct. 12: Fall Picture Retakes

Oct. 12: End of First Quarter

Oct. 13: No School

Oct. 16: Parent Teacher Conferences - 3:30 - 8pm

Oct. 27: Winter Sports Pictures

Oct. 30- 31: No School

Nov. 20 - 24: Thanksgiving Break

Dec. 21: End of Second Quarter/First Semester

Dec. 22 - Jan. 3: Winter Break

Jan. 10: Winter Sports Pictures

Jan. 11-12: No School

Feb. 2: Spring and Group/Club Pictures

Feb. 6: Parent Teacher Conferences - 3:30 - 8pm

Feb. 12: Parent Teacher Conferences - 3:30 - 8:00pm

Feb 19: No School

March 8: End of 3rd Quarter

March 8-15: Spring Break

March 20: Spring Sports Pictures

April 1: No School

April 29: No School

May 23: End of 4th Quarter/2nd Semester, LAST DAY OF SCHOOL!



Black/Gold Days Calendar



USD 373 Attendance Calendar 2023-24

BOE Approved 3/27/23

JULY						
S	M	T	W	TH	F	S
						1
2	3	4	5	6	7	8
9	10	11	12	13	14	15
16	17	18	19	20	21	22
23	24	25	26	27	28	29
30	31					

OCTOBER						
S	M	T	W	TH	F	S
1	2	3	4	5	6	7
8	9	10	11	12	13	14
15	16	17	18	19	20	21
22	23	24	25	26	27	28
29	30	31				

January 2024						
S	M	T	W	TH	F	S
	1	2	3	4	5	6
7	8	9	10	11	12	13
14	15	16	17	18	19	20
21	22	23	24	25	26	27
28	29	30	31			

APRIL						
S	M	T	W	TH	F	S
	1	2	3	4	5	6
7	8	9	10	11	12	13
14	15	16	17	18	19	20
21	22	23	24	25	26	27
28	29	30				

Aug 8-10	New Teacher Orientation
Aug 11	Teachers Report - WD
Aug 14-15	Professional Days
Aug 16	Teacher Workday
Aug 17	Freshmen First Day
Aug 18	All Students - All Block Day
Sept 4	Labor Day
Sept 5	Professional Day
Oct 12	End of 1st Quarter
Oct 13	Workday
Oct 30	No School

AUGUST						
S	M	T	W	TH	F	S
		1	2	3	4	5
6	7	8	9	10	11	12
13	14	15	16	17	18	19
20	21	22	23	24	25	26
27	28	29	30	31		

NOVEMBER						
S	M	T	W	TH	F	S
			1	2	3	4
5	6	7	8	9	10	11
12	13	14	15	16	17	18
19	20	21	22	23	24	25
26	27	28	29	30		

FEBRUARY						
S	M	T	W	TH	F	S
				1	2	3
4	5	6	7	8	9	10
11	12	13	14	15	16	17
18	19	20	21	22	23	24
25	26	27	28	29		

MAY						
S	M	T	W	TH	F	S
			1	2	3	4
5	6	7	8	9	10	11
12	13	14	15	16	17	18
19	20	21	22	23	24	25
26	27	28	29	30	31	

Oct 31	Professional Day
Nov 9	Experiential Learning Day
Nov 20-24	Thanksgiving Break
Dec 20-21	Finals Schedule
Dec 21	End 1st Semester
Dec 22	Teacher Workday
Dec 25-Jan 2	Winter Break
Jan 3	Workday
Jan 11	Professional Day
Jan 12	No School
Jan 15	MLK Day

SEPTEMBER						
S	M	T	W	TH	F	S
					1	2
3	4	5	6	7	8	9
10	11	12	13	14	15	16
17	18	19	20	21	22	23
24	25	26	27	28	29	30


DECEMBER						
S	M	T	W	TH	F	S
					1	2
3	4	5	6	7	8	9
10	11	12	13	14	15	16
17	18	19	20	21	22	23
24	25	26	27	28	29	30


MARCH						
S	M	T	W	TH	F	S
					1	2
3	4	5	6	7	8	9
10	11	12	13	14	15	16
17	18	19	20	21	22	23
24	25	26	27	28	29	30

31	
----	--

Feb 19	Professional Day
Mar 7	End of 3rd Quarter
Mar 8	Teacher Workday
Mar 11-15	Spring Break
Mar 29	Good Friday - No School
Apr 1	Professional Day
Apr 29	Professional Day
May 22-23	Finals Schedule
May 23	Last Day of School
May 24	Workday

Parent Teacher Conference Weeks: Sept 27 & Oct 2, Feb 5 & 12

 Holiday - No School

 Workday - No School

 Prof Day - No School

Chisholm Daily Bell Schedule

Black	Gold		
Hour:			
1	2	8:05	9:30
3	4	9:33	10:58
5	6	11:01	1:07
<i>A lunch</i>		<i>10:58</i>	<i>11:28</i>
<i>B lunch</i>		<i>11:31</i>	<i>12:01</i>
<i>C lunch</i>		<i>12:04</i>	<i>12:34</i>
<i>D lunch</i>		<i>12:37</i>	<i>1:07</i>
7	8	1:10	2:35
Seminar		2:38	3:15



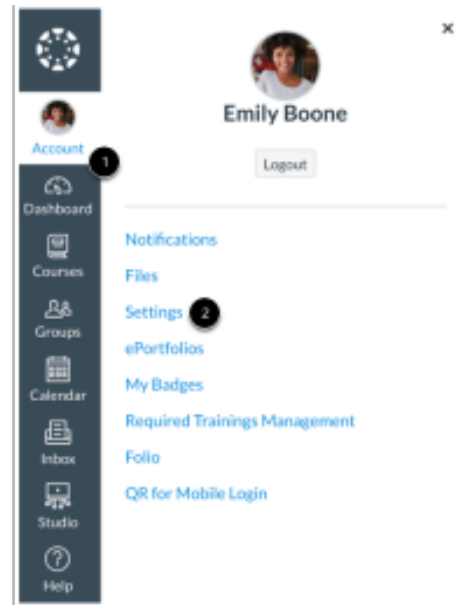
Directions for Setting Up Parent Observer Access in Canvas

1. The parent will first need to ask their child to sign on to Canvas and generate a pairing code. See instructions for the student below:

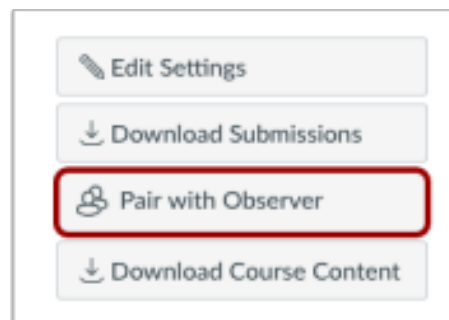
Open **Settings**

In Global Navigation, click the **Account** link [1],

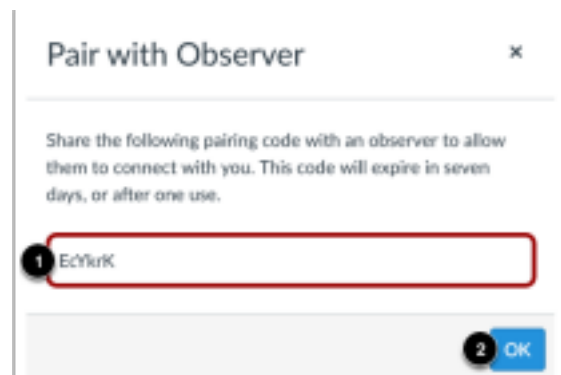
then click the **Settings** link [2].



Click on **Pair with Observer**



Copy the six-digit alphanumeric pairing code [1]. You will need to share the code with the observer who will link to your account. The pairing code will expire after seven days or its first use.



To close the window, click the **OK** button [2].

2. The parent will go to <https://newtonhs.instructure.com/login/canvas>

Click on the link in the upper right that says
Parent of a Canvas User?
Click Here for an Account.

Fill out the information including the
Student Pairing Code.

Click on **Start Participating**



Parent Signup

Your Name*

Your Email*

Password*

Re-enter Password*

Student Pairing Code* [What is a pairing code?](#)

☐ You agree to the [terms of use](#) and acknowledge the [privacy policy](#).

Cancel Start Participating

Using One Observer Account for All of Your Students

- You can link to multiple students as an observer, as long as you use a unique pairing code for each student.
- When creating an account, you will only be able to enter one pairing code.
- Additional pairing codes can be **entered from your User Settings**.