


Aeries Parent Portal and App



Maple Elementary School District

English ▾




Aeries[®]
Student Information System


Email

NEXT

[Forgot Password?](#) [Create New Account](#)

Get the Aeries Mobile Portal App!

 Download on the
App Store

 GET IT ON
Google Play

Create new account here

Welcome to Maple School's Parent Portal.

What information is needed to create a new account or add a student?

Once created you will not need to create your account again. It remains active each year your student is at Maple School.

The information below will guide you through setting up your secure account.
Open <https://mapleesd.asp.aeries.net/student> in any browser.

Select "Create New Account."

Choose "Parent."

Enter your email twice and create a password for your Parent Portal account.

Passwords must be at least 8 characters long and include upper and lower case letters and at least 1 number.

A verification email will be sent to your email. Open that email and click on "Confirm this email address."

Click "Return to Login Page".

Use your email address and Parent Portal password to login.

Use the following student information to associate your student to your account.

Your student's ID is

Your telephone on file is

Your student's verification code is

Select your name from the list and click "Next."

If you want to enter a sibling you may do that now.

To add a sibling:

Choose "Add Another Student to Your Account" or "Change Student" from the top right of your screen.

Choose "Add New Student."

Select "Create New Account."

Use your student's information, provided on a separate document, to activate your account.

Select your name from the list and click "Next."

Navigating through the Parent Portal

Use the options on the blue menu bar, on the upper left, to navigate through your student attendance and grade records.

The Options link on the blue menu bar on the upper right, allow you to:

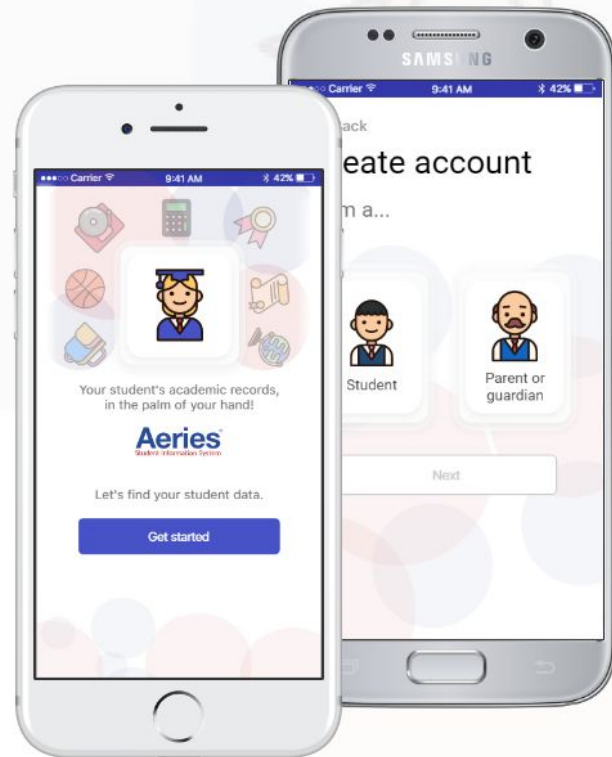
Change your email or password

Switch between, or add, siblings

Logout

Check in on your student progress anytime, anywhere.

For Aeries SIS districts, Mobile Portal puts student data in the palm of your hand. View grades, attendance, contact and demographic information for your student, all on the go.





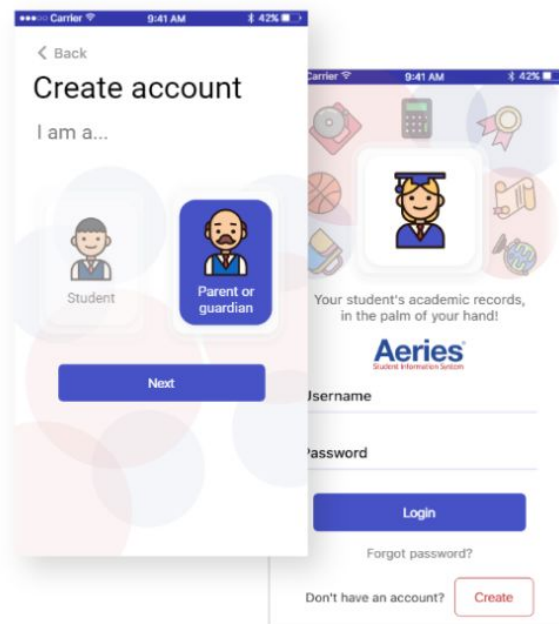
Real-time access to the information that matters

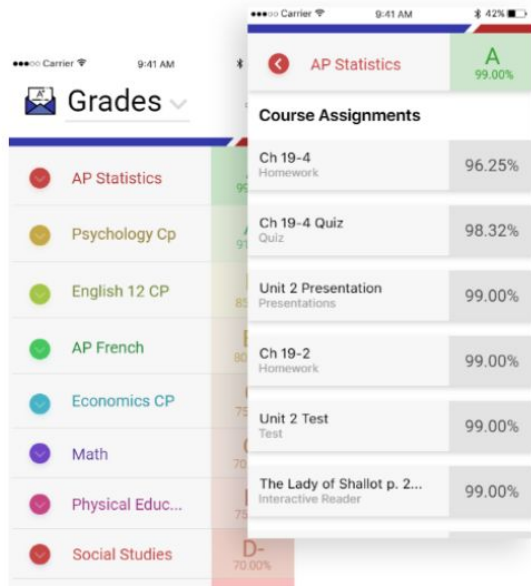
Clear student accountability was never this easy

As soon as a teacher publishes grades to Aeries or enters attendance information, it is available to you. Real-time access means no more waiting on report cards to measure student performance.

Log in with your Aeries account, or create it in-app

Parents and students log in with the Aeries portal accounts they've already been provided, making it a breeze to get started. Accounts can also be easily created with our streamlined registration flow.





Class summary and details

Now you can celebrate that A+ as soon as the assignment is graded in Aeries! Clear, detailed and beautiful gradebook assignment readouts are always at your fingertips.



Attendance information with absences and tardies

Parents and guardians get a birds-eye view of any absences or tardies on their student's record, helping them stay informed and maximize student success.

