

Parent Guides for Canvas

If you need assistance with Canvas, please view the Guides below:

[How do I use Canvas as a Parent?](#)

[Parent Guide- Android](#)

[Parent Guide- IOS](#)

Specific Guides For Parents:

[How do I sign up for an account as a parent?](#)

(Specific CCHS directions on page 2)

[How do I link a student to my parent account?](#)

[How do I navigate a course as a parent?](#)

[How do I set notifications as an observer?](#)

[How do I view Grades as an observer?](#)

[How do I send a message to a teacher as an observer?](#)

[How do I get help with Canvas as an observer?](#)

Specific Guides For Students:

[How do I view Assignments as a student?](#)

[How do I submit an online assignment?](#)

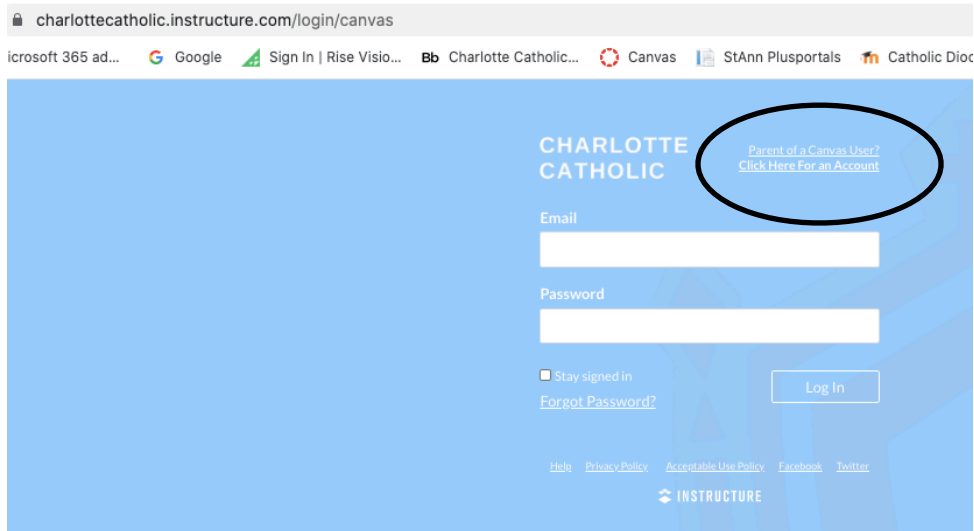
[How do I upload a file as an assignment submission in Canvas?](#)

[How do I use the Calendar?](#)

[How do I set my Notifications?](#)

Parent Observer Accounts

- 1- Use Chrome as your browser
go to charlottecatholic.instructure.com
Click on the link to create a parent account



- 2- Fill out the form:
Name
E-mail address
password

Parent Signup

Your Name

Your Email

Password

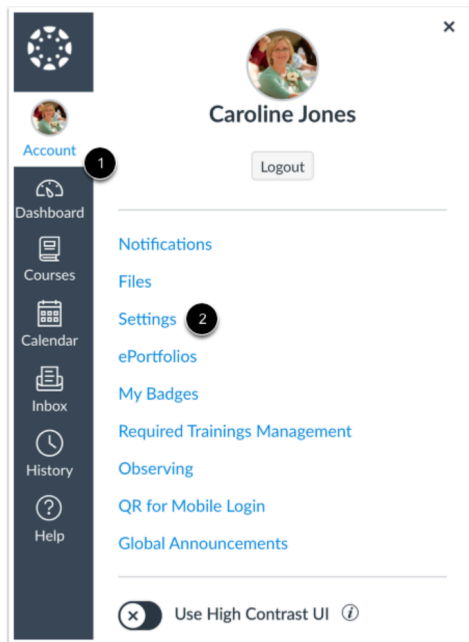
Re-enter Password

Student Pairing Code [What is a pairing code?](#)

[View Privacy Policy](#)

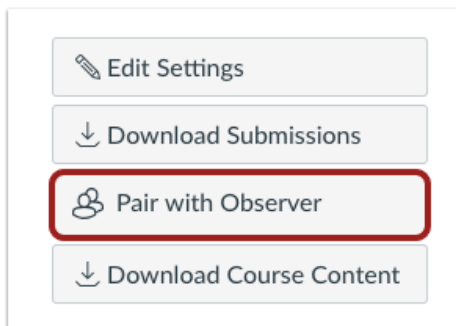
- 3- Get the pairing code from your child(ren)
He/she will log in to Canvas
Click on Account (far left navigation)
Open settings

Open Account Settings



Click on the tab Pair with Observer (far right side of screen)

Pair with Observer



Copy Pairing Code

