



The Humboldt Schools.
Motivating achievement since 1906.

GOVERNING BOARD MEETING

Tuesday, June 30, 2015

HUSD Transportation Facility
6411 N. Robert Road (bldg. 500)
Prescott Valley, AZ

Special Session @ 6:30

Dr. Paul H. Stanton, Superintendent

Brian Letendre, President
Gary Hicks, Vice President
Richard Adler, Member
Paul Leon, Member
Suzie Roth, Member

POSTED
6-25-2015
7:30 p.m.

HUMBOLDT UNIFIED SCHOOL DISTRICT #22

A Caring, Learning Community Transforming Today's Learners into Tomorrow's Successes

NOTICE OF COMBINED PUBLIC MEETING AND EXECUTIVE SESSION OF THE GOVERNING BOARD OF EDUCATION

Notice is hereby given that the Governing Board of the Humboldt Unified School District #22 will convene during a meeting open to the public on **June 30, 2015**, at the **HUSD Transportation Facility**, located **6411 N. Robert Road (bldg. 500), Prescott Valley, Arizona**.

- If authorized by a majority vote of the members of the Governing Board, any matter on the Open Meeting Agenda may be discussed in executive session for the purpose of obtaining legal advice thereon, pursuant to A.R.S. 38-431.03 (A)(3). The Board may also vote to convene in executive session to review and discuss issues marked with an asterisk (*). These sessions are not open to the public; however, Board decisions will be made in open public assembly.
- Members of the HUSD Governing Board who are not able to attend in person may participate via an electronic medium.
- The Agenda may be revised up to twenty-four (24) hours prior to the meeting. Revisions will be posted at the HUSD District Office located at 6411 N. Robert Road, Prescott Valley, Arizona, and on the district website www.humboldtunified.com and go to the Governing Board tab.
- Arrangements to accommodate disabilities may be made by contacting Mary Diaz at (928)759-4000 or mary.diaz@humboldtunified.com prior to the meeting.
- Members of the public wishing to address the Board are requested to complete a Public Participation Form provided at the entrance of the meeting area.
- Discussion by the Board is limited to items posted on the agenda.

AGENDA

6:30 SPECIAL SESSION

1. **WELCOME AND CALL TO ORDER**

2. **PLEDGE OF ALLEGIANCE/FLAG CEREMONY**

3. **ROLL CALL**

4. **AGENDA REVIEW/ACCEPT**

5. **PUBLIC PARTICIPATION**

Participation is reserved for members of the public who have submitted a completed Public Participation Form. Total length of time shall not exceed 30 minutes. Individual times shall not exceed 5 minutes (Policy BEDH). When addressing the Board, speakers are to state their name and subject into the microphone so that their statements may be properly recorded.

Members of the Board may not discuss items that are not specifically on the agenda. Therefore, pursuant to A.R.S. §38-431.01(H), action taken as a result of public comment will be limited to directing staff to study the matter, responding to any criticism or scheduling the matter for further consideration and decision at a later time.

6. **CONSENT ITEMS**

This section includes approval of items such as minutes, routine warrants, purchase orders, travel claims, employee leave requests, employee transfer requests and resignations, gifts to the District, and student and/or staff travel. Documentation concerning the matters on the Consent Agenda may be reviewed at the District office. Upon the request of a Board member, a topic on the Consent Agenda may be removed from this segment of the meeting and discussed as a Regular Agenda item.

(Pages 1-3) A. Personnel Recommendations

7. ACTION

(Pages 4-15) A. Discussion and possible action to renew a five-year Intergovernmental Agreement with Yavapai County Forest Fees Management Association

(Pages 16-33) B. Request for approval to renew a five-year Intergovernmental Agreement with Yavapai County Educational Technology Consortium

(Pages 34-60) C. Discussion and possible action to approve the proposed annual budget for fiscal year 2015-16

8. ANNOUNCEMENTS

A. Next Scheduled Board Meetings are:

July 14, 2015	6:30 p.m.	Regular Meeting	@ Transportation Facility
August 11, 2015	6:30 p.m.	Regular Meeting	@ Humboldt Elementary
September 8, 2015	6:30 p.m.	Regular Meeting	@ Mountain View Elementary

9. ADJOURNMENT

Copies of agendas and supporting documentation relative to public meetings (with the exception of materials relating to possible executive sessions) are available at the District Administration Office during normal work hours, 24 hours prior to a meeting. Please call ahead (759-4000) to arrange copies to be picked up. Documentation is also available on the District website www.humboldtunified.com; on the home page, go to the School Board tab →Board Packets →Select Year →Select Meeting Date. (Note: Large packets are saved in multiple sections).



CONSENT

Item 6A.

Personnel Recommendations

HUMBOLDT UNIFIED SCHOOL DISTRICT #22

PERSONNEL DEPARTMENT

Personnel Consent Agenda for Board Meeting on June 30, 2015

A. RESIGNATIONS/MATERNITY LEAVES/LEAVES OF ABSENCE/OTHER

Certified Staff

1. Mary Bruhn – 4th Grade Teacher @ HES (declined contract)

Classified Staff

1. None

Substitute+ Staff

1. Leora Budin – Aide
2. Raymond Carson – Teacher
3. Philip Haugan – Bus Driver
4. Lynn McKeen – Aide
5. Robert Pinchawsky – Bus Driver
6. Thomas Steele – Teacher

B. EMPLOYMENT OFFERS (*Employment offer is subject to acceptable background/fingerprint checks.*)

Certified Staff

1. Rachel Bledsoe – 4th Grade Teacher @ HES (replaces Karen Fisher)
2. Gary James Carle - .5 FTE Music Teacher @ LVES (replaces Abby Yost)
3. Terri Cavender – 4th Grade Teacher @ HES (replaces Mary Bruhn)
4. Vicki Kysar – Resource Teacher @ LVES (replaces Beth Meyer)
5. Julie O'Kon – Math Teacher @ BMHS (replaces Natali Washburn)
6. Sandra Shaver – 1st Grade Teacher @ GES (replaces Heidi Swanson)
7. Jessica Sorenson – 2nd Grade Teacher @ HES (replaces Anna Hust)
8. Beth Van Oss – Foreign language Teacher @ BMHS (replaces Kayla Wilkenson)
9. Davina Watt – Computer Science Teacher @ BMHS (replaces Randall Clifford)
10. Nancy Wilson - .5 FTE Nurse @ GHMS (replaces Nancy Vallely)

Classified Staff

1. Tiffany Andrada – 5.5 Hr/Day Resource Aide @ BMHS (current employee, offer 2015-2016 work agreement)
2. Carol Dittbrenner – 6 Hr/Day MSP Aide @ MVES (current employee, offer 2015-2016 work agreement)
3. Christine Knox – 5.75 Hr/Day BASP Aide @ GES (current employee, offer 2015-2016 work agreement)
4. April Madsen – 6.5 Hr/Day MSP Aide @ MVES (current employee, offer 2015-2016 work agreement)
5. Herschelle Mehus – 6.5 Hr/Day MSP Aide @ LVES (current employee, offer 2015-2016 work agreement)
6. Debra Reynolds – Library Media Specialist @ HES (replaces Phillina Wallace)
7. Rebecca Zimmer – Registrar @ BMHS (replaces Dawn Trujillo)

Substitute+ Staff

7. None

C. SUPPLEMENTAL CONTRACTS

Overloads

1. Mark Guthrie – Extended Resource @ GHMS

Stipends Specifically Listed on Board-approved 2014-2015 Stipend Schedule

(\$0.00 M&O...\$1,837.50 Tax Credit...\$0.00 General Tax Credit...\$0.00 SPED...\$0.00 Other)

1. None

HUMBOLDT UNIFIED SCHOOL DISTRICT #22

PERSONNEL DEPARTMENT

Personnel Consent Agenda for Board Meeting on June 30, 2015

Other Stipends

(\$0.00 M&O...\$3,675.00 Tax Credit...\$0.00 F&N...\$0.00 Special Education...\$0.00 Other)

1. Amy Bowser – Gecko Bots Sponsor stipend @ GES (SITE)
2. Melinda Fulfer – Science Club Sponsor stipend @ GES (SITE)
3. Ashley Gordon – Drama Club Sponsor stipend @ GES (SITE)
4. Trudy Hollis – Art Club Sponsor stipend @ GES (SITE)
5. Cheryl Peterman – Civic Awareness Sponsor stipend @ GES (SITE)

D. IN-DISTRICT TRANSFERS

Certified

1. Connie Hargis – from 4th Grade Teacher @ LVES to Instructional Specialist @ GES (replaces Catherine Trotter)
2. Sunshine Rhone – from 3rd Grade Teacher @ MVES to Title I Teacher @ GES (replaces Trudy Hollis)

Classified

1. None


E. INCREASE/ DECREASE IN HOURS (+OR -) OR FUNDING

Certified

1. None

Classified

1. None



ACTION
Item 7A.

IGA Renewal
FFMA

HUMBOLDT UNIFIED SCHOOL DISTRICT

TO:	Humboldt Unified School District Governing Board	Item # 7A
FROM:	Danny Brown, Director of Federal Programs/School Improvement	Reading
DATE:	June 30, 2015	Discuss
SUBJECT:	Intergovernmental Agreement with Yavapai County Forest Fees Management Association and HUSD	Action X Consent

OBJECTIVE:

SUPPORTING DATA:

Attached you will find the Intergovernmental Agreement between the Yavapai County Forest Fees Management Association and Humboldt Unified School District. This agreement is for five years. There are no changes from the previous IGA.

The agreement has been reviewed and approved by legal counsel.

SUMMARY & RECOMMENDATION:

It is the recommendation of administration that the HUSD Governing Board approve the Intergovernmental Agreement between the Yavapai County Forest Fees Management Association and the Humboldt Unified School District.

Sample Motion:

I move to approve the Yavapai County Forest Fees Management Association Intergovernmental Agreement as presented for a five-year term.

Approved for transmittal to the Governing Board:



Dan Streeter, Assistant Superintendent

Questions should be directed to: Danny Brown, Director of Federal Programs and School Improvement at 759-4010.

**INTERGOVERNMENTAL AGREEMENT
FOR FORMATION OF THE
YAVAPAI COUNTY
FOREST FEES MANAGEMENT ASSOCIATION**

RECITALS

A. The Yavapai County school districts (as set forth in **Exhibit 1**—except Yavapai College) and Yavapai County School Superintendent acting through the Yavapai County Education Service Agency (“YCESA”), all of which are parties to this Intergovernmental Agreement (the “I.G.A.”) for Formation of the Yavapai County Forest Fees Management Association (the “Association”) are authorized to enter into this agreement pursuant to Arizona Revised Statutes (“A.R.S.”) Sections 11-951, 11-952, 15-213, 15-342(13) and Arizona Administrative Code (“A.A.C.”) R7-2-1191, *et. seq.* in order to contract for services and jointly exercise powers common to the contracting parties and to contract with one another for joint or cooperative action, for the purposes set forth in Section 2 of this Agreement below.

AGREEMENT

1. Duration. This I.G.A. shall be effective for each participating school district upon its approval by the respective governing board of the school district, and shall continue in effect until June 30, 2020. This I.G.A. may be renewed for successive terms of five years upon approval of the governing board of each school district electing to renew it.

2. Purpose. The purpose of this I.G.A. is to promote shared and enhanced educational funding opportunities among school districts located in Yavapai County, Arizona by means of administering an agreement using forest reserve monies received by participating school districts pursuant to A.R.S. §§ 11-497 and 41-736 and voluntarily paid by these school districts to the fiscal agent for this I.G.A. for the cooperative procurement and use of public and private materials and services, common use of capital equipment, provision of personnel, informational, technical or other services that may assist in improving the efficiency or economy of procurement and other purposes permitted under an intergovernmental agreement and a cooperative purchasing agreement pursuant to A.A.C. R7-2-1191, *et. seq.*

3. Manner of financing. The school districts which participate in this I.G.A. shall each pay one-half (1/2) of the forest reserve monies allocated to each school district by the Yavapai County Board of Supervisors pursuant to A.R.S. § 11-497 within thirty (30) calendar days of receipt by the respective school district to the YCESA for investment, management and expenditure in accordance with the bylaws of the Association solely for purposes permitted by law and by the terms of this I.G.A. The Board of Directors of the Association shall annually adopt a budget for providing services to the participating school districts.

4. Termination. A participating school district may withdraw from membership and participation in the Association upon ninety (90) days written notice from the School District's governing board to the Board of Directors of the Association. No funds previously contributed to the Association shall be paid or refunded to a School District which elects to withdraw from the Association. Services provided through the Association to a School District which elects to withdraw from the Association after the effective date of withdrawal may be obtained by the School District from other sources, if any, as a direct cost to that School District, without payment or reimbursement by the Association.

5. Disposition of Property. The parties do not anticipate the procurement of property needed for the administration of this I.G.A. Property purchased for or on behalf of a participating school district shall be provided to the school district which has deposited forest reserve monies for its purchase.

6. Required Clauses. Payment for materials and services and inspection and acceptance of materials or services ordered by a school district under this Agreement shall be the exclusive obligation of such school district. The exercise of any rights or remedies by a school district shall be the exclusive obligation of such school district. Any school district may terminate this Agreement without notice if another eligible procurement unit fails to comply with the terms of the contract. Failure of an eligible procurement unit to secure performance from the contractor in accordance with the terms and conditions of its purchase order does not necessarily require any other school district to exercise its own rights or remedies. All parties give notice of A.R.S. § 38-511, the terms of which are incorporated by reference,

7. Attorney Approval. This I.G.A. shall be submitted to the attorney for each school district and the YCESA, who shall determine whether the agreement is in proper form and is within the powers and authority granted under the laws of Arizona to such party. The law firm of Peters, Cannata & Moody is representing a number of the school districts that are parties to this Agreement. By signing this Agreement, each such district confirms that it has waived any conflict of interest resulting from the representation of multiple parties by the same law firm.

8. Counterparts. The parties may execute this I.G.A. in counterparts, and each counterpart will be effective and enforceable as though it were the original I.G.A.

9. Incorporation by Reference. The Bylaws of the Yavapai County Forest Fees Management Association are incorporated by reference as if more fully set forth herein.

10. Formal Approval. If any district listed in Exhibit A fails to formally approve this IGA by June 30, 2015, then the IGA will remain valid and enforceable among all other districts (in Exhibit 1) that have approved it by that date.

This I.G.A. is effective for each party as of the date of approval below.

FISCAL AGENT
Yavapai County School Superintendent

Tim Carter

Date

INTERGOVERNMENTAL AGREEMENT DETERMINATION
PURSUANT TO ARIZONA REVISED STATUTES SECTION 11-952.D

The undersigned attorney for Yavapai County Forest Fees Management Association has determined that this Intergovernmental Agreement is in proper form and is within the powers and authority granted under the laws of Arizona.

Brad Holm
Association Attorney

Date


SCHOOL DISTRICT
NO. ___ OF YAVAPAI COUNTY

Superintendent

Date

INTERGOVERNMENTAL AGREEMENT DETERMINATION
PURSUANT TO ARIZONA REVISED STATUTES SECTION 11-952.D

The undersigned attorney for _____ School District No. ___ of Yavapai County has determined that this Intergovernmental Agreement is in proper form and is within the powers and authority granted under the laws of Arizona to this school district.



Attorney for School District

5/4/15

Date

Exhibit 1

Directory of Yavapai County School Districts
YAVAPAI COUNTY EDUCATION SERVICE AGENCY

2970 Centerpointe East Drive

Prescott, AZ 86301

Telephone 928-771-3326

Fax 928-771-3329

Tim Carter, Superintendent
 Renee Raskin, Chief Deputy
 Mike Saint-Amour, Associate Superintendent
 Laurin Custis, Education Elections Coordinator

Beth Cross, Account Clerk III
 Debbie Gustafson, School Service Specialist
 Mindy Mohler, Business Services Tech II
 Shelly Williams, School Service Specialist

<p>Ash Fork Joint Unified School District #31 Mr. Seth Staples, Superintendent P.O. Box 247 46999 N. 5th Street Ash Fork, AZ 86320 Phone: 928-637-2561 sstaples@afjUSD.org Fax: 928-637-2623 Grade Range K-12</p> <p>Ash Fork Elementary School Mr. Seth Staples, Superintendent P.O. Box 247 46999 N. 5th Street Ash Fork, AZ 86320 Phone: 928-637-2561 sstaples@afjUSD.org Fax: 928-637-2623 Grade Range K-5</p> <p>Ash Fork Middle School Mr. Seth Staples, Superintendent P.O. Box 247 46999 N. 5th Street Ash Fork, AZ 86320 Phone: 928-637-2561 sstaples@afjUSD.org Fax: 928-637-2623 Grade Range 6-8</p> <p>Ash Fork High School Mr. Seth Staples, Superintendent P.O. Box 247 46999 N. 5th Street Ash Fork, AZ 86320 Phone: 928-637-2561 sstaples@afjUSD.org Fax: 928-637-2623 Grade Range 9-12</p>	<p>Bagdad USD #20 (Continued) Bagdad Elementary School Mrs. Gail Milton, Principal PO Box 427 515 Breezy Circle Bagdad, AZ 86321 Phone: 928-633-4133 miltong@bagdadschools.org Fax: 928-633-4345 Grade Range K-6</p> <p>Bagdad High School Mr. Tom Finnerty, Principal PO Box 427 515 Breezy Circle Bagdad, AZ 86321 Phone: 928-633-2201 finnertyt@bagdadschools.org Fax: 928-633-2541 Grade Range 7-12</p>
<p>Bagdad Unified School District #20 Mr. Bryan Bullington, Superintendent PO Box 427 515 Breezy Circle Bagdad, AZ 86321 Phone: 928-633-4101 bullingtonb@bagdadschools.org Fax: 928-633-4345 Grade Range K-12</p>	<p>Beaver Creek Elementary School District #26 Ms. Karin Ward, Superintendent Ms. Tammy Naes, Dean of Students 4810 E. Beaver Creek Rd. Rimrock, AZ 86335 Phone: 928-567-4631 kward@bcs.k12.az.us Fax: 928-567-5347 Grade Range K-8</p> <p>Camp Verde Unified School District #28 Dr. Amber Lee, Superintendent 410 Camp Lincoln Rd. Camp Verde, AZ 86322 Phone: 928-567-8008 alee@cvusd.k12.az.us Fax: 928-567-8004 Grade Range K-12</p> <p>Camp Verde Elementary School Mrs. Sara Marcum, Principal 200 Camp Lincoln Rd. Camp Verde, AZ 86322 Phone: 928-567-8060 smarcum@cvusd.k12.az.us Fax: 928-567-8063 Grade Range K-5</p>

<p>Camp Verde USD #28 (Continued) Camp Verde Middle School Mr. Danny Howe, Principal 370 Camp Lincoln Rd. Camp Verde, AZ 86322 Phone: 928-567-8014 dhowe@cvusd.k12.az.us Fax: 928-567-8022 Grade Range 6-8</p> <p>Camp Verde High School Mr. Robert Weir, Principal 1326 Montezuma Castle Hwy. Camp Verde, AZ 86322 Phone: 928-567-8033 rweir@campverdeschools.org Fax: 928-567-8045 Grade Range 9-12</p>	<p>Chino Valley USD #51 (Continued) Heritage Middle School Ms. Mardi Read, Principal 1076 N. Road One West Chino Valley, AZ 86323 Phone: 928-636-4464 mread@chinovalleyschools.com Fax: 928-636-6214 Grade Range 5-8</p> <p>Chino Valley High School Mr. Wes Brownfield, Principal 760 E. Center Chino Valley, AZ 86323 Phone: 928-636-2298 wbrownfield@chinovalleyschools.com Fax: 928-636-6219 Grade Range 9-12</p>
<p>Cañon Elementary School District #50 Ms. Angela Jangula, Superintendent Mr. Rick Barrett, Lead Teacher PO Box 89 34630 S. School Loop Road Black Canyon City, AZ 85324 Phone: 623-374-5588 ajangula@canon50.com Fax: 623-374-5046 Grade Range K-8</p>	<p>Clarkdale-Jerome Elementary School District #3 Ms. Kathleen Fleenor, Superintendent kfleenor@cjsd.k12.az.us Scott Jacobson, Principal scott.jacobson@cjsd.k12.az.us 1615 Main St. Clarkdale, AZ 86324 Phone: 928-634-5035 Fax: 928-639-0917 Grade Range K-8</p>
<p>Chino Valley Unified School District #51 Mr. Duane Howard, Superintendent 650 E. Center Chino Valley, AZ 86323 Phone: 928-636-2458 dhoward@chinovalleyschools.com Fax: 928-636-1434 Grade Range K-12</p> <p>Del Rio Elementary School Ms. Susan Clark, Principal 1036 N. Road One West Chino Valley, AZ 86323 Phone: 928-636-4414 sclark@chinovalleyschools.com Fax: 928-636-6215 Grade Range 1-4</p> <p>Territorial Elementary School Ms. Brandy Cox, Lead Teacher 1088 Mahan Lane Chino Valley, AZ 86323 Phone: 928-636-3842 bcox@chinovalleyschools.com Fax: 928-636-0267 Grade Range P-K</p>	<p>Congress Elementary School District #17 Dr. Stephanie Miller, Administrator PO Box 68 26400 S. Tenderfoot Hill Congress, AZ 85332 Phone: 928-427-9850 smiller@congressdistrict.org Fax: 928-427-9840 Grade Range K-8</p> <p>Cottonwood-Oak Creek Elementary District #6 Ms. Barbara U'Ren, Superintendent 1 N. Willard St. Cottonwood, AZ 86326 Phone: 928-634-2288 buren@cocsd.k12.az.us Fax: 928-634-2309 Grade Range K-8</p> <p>Cottonwood Elementary School Mr. Randy Koeppe, Principal 301 N. Willard St. Cottonwood, AZ 86326 Phone: 928-634-2191 rkoeppe@cocsd.k12.az.us Fax: 928-639-0467 Grade Range 3-5</p>

Cottonwood-Oak Creek ED #6 (Continued)

Dr. Daniel Bright School

Ms. Nancy Erickson, Principal
1500 S. Monte Tesoro St.
Cottonwood, AZ 86326
Phone: 928-634-7039
nerickson@cocsd.k12.az.us
Fax: 928-639-8428 Grade Range K-2

Oak Creek School

Ms. Christine Griffin, Principal
PO Box 310
11490 E. Purple Sage Rd.
Cornville, AZ 86325
Phone: 928-639-5109
cgriffin@cocsd.k12.az.us
Fax: 928-639-5108 Grade Range K-8

Cottonwood Middle School

Ms. Denise Kennedy, Principal
1 N. Willard St.
Cottonwood, AZ 86326
Phone: 928-634-2231
dkennedy@cocsd.k12.az.us
Fax: 928-634-2874 Grade Range 6-8

Mountain View Preparatory

Ms. Stephanie Jones, Principal
2939 E. Del Rio Dr.
Cottonwood, AZ 86326
Phone: 928-649-8144
sjones@cocsd.k12.az.us
Fax : 928-649-8145 Grade Range K-8

Crown King Elementary School District #41

Ms. Adriane McSpadden, Head Teacher
Ms. Sue Hite, Admin Asst.
PO Box 188
188 Tower Mountain Rd.
Crown King, AZ 86343
Phone: 928-632-5207
crownkingschool@yahoo.com
Fax 928-632-5207 Grade Range K-8

Hillside Elementary School District #35

Pam Hampton, Business Consultant
Lindsay Jeans, Secretary
HC 01 Box 3056
Bagdad 86321
Phone: 928-442-3416
hillside_school@hotmail.com
Fax: 928-442-9591 Grade Range K-8

Humboldt Unified School District #22

~~Dr. Paul Stanton~~, Superintendent
6411 N. Robert Road
Prescott Valley, AZ 86314
Phone: 928-759-4000

Mr. Dan Streeter

[daniel.streeter](mailto:daniel.streeter@humboldtunified.com)

~~paul.stanton@humboldtunified.com~~
Fax: 928-759-4020 Grade Range K-12

Bright Futures Preschool

Dr. Kay Turner, Coordinator
6411 N. Robert Road
Prescott Valley, AZ 86314
Phone: 928-759-5130
kay.turner@humboldtunified.com
Fax: 928-759-5180 Grade Range Pre-K

Coyote Springs Elementary School

Ms. Candice Blakely-Stump, Principal
8101 E. Hwy. 89A
Prescott Valley, AZ 86314
Phone: 928-759-4300
candice.blakely@humboldtunified.com
Fax: 928-759-4320 Grade Range K-6

Granville Elementary School

Mr. Bucky Bates, Principal
5250 Stover Drive
Prescott Valley, AZ 86314
Phone: 928-759-4800
bucky.bates@humboldtunified.com
Fax: 928-759-4820 Grade Range K-6

Humboldt Elementary School

Ms. Lisa Uvila, Principal
PO Box 8
2750 S. Corral St.
Humboldt, AZ 86329
Phone: 928-759-4400
lisa.uvila@humboldtunified.com
Fax: 928-759-4420 Grade Range K-6

Lake Valley Elementary School

Ms. Tusanne Cordes, Principal
3900 N. Starlight Dr.
Prescott Valley, AZ 86314
Phone: 928-759-4200
tusanne.cordes@humboldtunified.com
Fax: 928-759-4220 Grade Range K-6

Liberty Traditional School

Ms. Danette Derickson, Principal
3300 N. Lake Valley Rd.
Prescott Valley, AZ 86314
Phone: 928-759-4500
danette.derickson@humboldtunified.com
Fax: 928-759-4520 Grade Range K-8

<p>Humboldt USD (Continued)</p> <p>Mountain View Elementary School Ms. Joanne Bindell, Principal 8601 E. Loos Dr. Prescott Valley, AZ 86314 Phone: 928-759-4700 joanne.bindell@humboldtunified.com Fax: 928-759-4720 Grade Range K-6</p> <p>Bradshaw Mountain Middle School Mrs. Jessica Bennett, Principal 12255 Turquoise Circle Dewey, AZ 86327 Phone: 928-759-4900 jessica.bennett@humboldtunified.com Fax: 928-759-4920 Grade Range 7-8</p> <p>Glassford Hill Middle School Dr. Terri Matteson, Principal <i>Ms. Melissa Tannehill</i> 6901 Panther Path Prescott Valley, AZ 86314 Phone: 928-759-4600 theresa.matteson@humboldtunified.com Fax: 928-759-4620 Grade Range 7-8</p> <p>Bradshaw Mountain High School Mr. Kort Miner, Principal 6000 E. Long Look Dr. Prescott Valley, AZ 86314 Phone: 928-759-4104 kort.miner@humboldtunified.com Fax 928-759-4120 Grade Range 9-12</p>	<p>Mayer USD #43 (Continued)</p> <p>Mayer Elementary School Ms. Patti Leonard, Principal PO Box 1059 12658 Main St. Mayer, AZ 86333 Phone: 928-642-1100 pleonard@mayerschools.org Fax: 928-632-9610 Grade Range K-6</p> <p>Mayer Jr./Sr. High School Mr. Jeff Duncan, Principal PO Box 1059 17300 E. Mule Deer Dr. Mayer, AZ 86333 Phone: 928-642-1200 jduncan@mayerschools.org Fax: 928-632-5714 Grade Range 7-12</p>
<p>Kirkland Elementary School District #23 Ms. Michelle Perey, District Administrator PO Box 210 14200 W. Kirkland-Hillside Rd. Kirkland, AZ 86332 Phone: 928-442-3258 mperey@kirklandaz.org Fax: 928-442-9488 Grade Range K-8</p>	<p>Mingus Union High School District #4 Dr. Paul Tighe, Superintendent 1801 E. Fir St. Cottonwood, AZ 86326 Phone: 928-634-8901 ptighe@muhs.com Fax: 928-649-4399 Grade Range 9-12</p> <p>Mingus Union High School Ms. Jennifer Chilton, Principal 1801 E. Fir St. Cottonwood, AZ 86326 Phone: 928-634-7531 jchilton@muhs.com Fax: 928-639-4236 Grade Range 9-12</p>
<p>Mayer Unified School District #43 Mr. Dean Slaga, Superintendent PO Box 1059 12606 E. Main St. Mayer, AZ 86333 Phone: 928-642-1000 dslaga@mayerschools.org Fax: 928-632-4005 Grade Range K-12</p>	<p>Mountain Institute JTED #02 Mr. Jeramy Plumb, Superintendent 3003 Centerpointe East Dr. Prescott, AZ 86301 Phone: 928-771-0791 jeramy.plumb@mijted.net Fax 928-771-0793 Grade Range 9-12</p> <p>Prescott Unified School District #1 Mr. David Smucker, Superintendent 146 S. Granite St. Prescott, AZ 86303 Phone: 928-445-5400 dave.smucker@prescottschools.com Fax: 928-776-0243 Grade Range K-12</p>

Prescott USD #1 (Continued)**Abia Judd Elementary School**

Mr. Clark Tenney, Principal
 1749 Williamson Valley Rd.
 Prescott, AZ 86305
 Phone: 928-717-3263
clark.tenney@prescottschools.com
 Fax: 928-717-3262 Grade Range K-5

Lincoln School

Mrs. Teresa Bruso, Principal
 201 Park Ave.
 Prescott, AZ 86303
 Phone: 928-717-3249
teresa.bruso@prescottschools.com
 Fax: 928-717-3248 Grade Range K-5

Miller Valley Elementary School

Mr. Jeff Lane, Principal
 900 Iron Springs Rd.
 Prescott, AZ 86305
 Phone: 928-717-3268
jeff.lane@prescottschools.com
 Fax: 928-541-2281 Grade Range K-5

Taylor Hicks Elementary School

Mr. Brian Moore, Principal
 1845 Campbell Ave.
 Prescott, AZ 86301
 Phone: 928-717-3276
brian.moore@prescottschools.com
 Fax: 928-717-3275 Grade Range K-5

Washington School

Mr. Harold Tenney, Principal
 300 E. Gurley St.
 Prescott, AZ 86301
 Phone: 928-717-3281
harold.tenney@prescottschools.com
 Fax: 928-717-3280 Grade Range K-6

Granite Mountain Middle School

Dr. Rachel Saunders
 1800 Williamson Valley Rd.
 Prescott, AZ 86305
 Phone: 928-717-3253
Rachel.saunders@prescottschools.com
 Fax: 928-717-3284 Grade Range 6-8

Prescott USD (Continued)**Prescott Mile High Middle School**

Mr. Jim Wells, Principal
 300 S. Granite St.
 Prescott, AZ 86303
 Phone: 928-717-3241
jim.wells@prescottschools.com
 Fax: 928-717-3298 Grade Range 6-8

Prescott High School

Mrs. Stephanie Hillig, Principal
 1050 Ruth St.
 Prescott, AZ 86301
 Phone: 928-445-2322
stephanie.hillig@prescottschools.com
 Fax: 928-778-6106 Grade Range 9-12

Sedona-Oak Creek Joint Unified School District #9

Mr. Dave Lykins, Superintendent
 221 Brewer Rd.
 Sedona, AZ 86336
 Phone: 928-204-6800
dlykins@sedona.k12.az.us
 Fax: 928-282-0232 Grade Range K-12

Big Park Community School

Mr. Jay Litwicki, Principal
 25 W. Saddlehorn Ct.
 Sedona, AZ 86351
 Phone: 928-204-6500
litwicki@sedona.k12.az.us
 Fax: 928-284-9796 Grade Range K-8

West Sedona Elementary School

Dr. Lisa Hirsch, Principal Grade Range K-5
hirsch@sedona.k12.az.us
 Mr. Scott Keller, Principal Grade Range 6-8
keller@sedona.k12.az.us
 570 Posse Ground Rd.
 Sedona, AZ 86336
 Phone: 928-204-6600
 Fax: 928-282-1012

Sedona Red Rock High School

Mr. Darren Karuzas, Principal
 995 Upper Red Rock Loop Rd.
 Sedona, AZ 86336
 Phone: 928-204-6700
karuzas@sedona.k12.az.us
 Fax: 928-282-5992 Grade Range 9-12

<p>Seligman Unified School District #40 Ms. Diane Pritchett, Superintendent Mr. Marvin Baker, Principal. PO Box 650 500 N. Main Seligman, AZ 86337 Phone: 928-422-3233 dpritchett@seligman.k12.az.us Fax: 928-422-3642 Grade Range K-12</p>	<p>Yarnell Elementary School District #52 Model Creek Elementary School Mr. Fred Garnett, Superintendent PO Box 575 18912 Hays Ranch Rd. Yarnell, AZ 86332 Phone: 928-427-3347 fgarnett001@gmail.com Fax: 928-427-3348 Grade Range K-8</p>
<p>Skull Valley Elementary School District #15 Mrs. Vicki Hilliker, Principal PO Box 127 3150 Old Skull Valley Rd. South Skull Valley, AZ 86338 Phone: 928-442-3322 admin@skullvalleyschool.org Fax: 928-442-9198 Grade Range K-6</p>	<p>Yavapai College Dr. Penny Wills, President District Office, Building 32-200 1100 E. Sheldon Street Prescott, AZ 86301 Phone: 928-776-2022 penny.wills@yc.edu</p>
<p>Valley Academy for Career and Technology Education District #01 (VACTE) Ms. Lois Lamer, Chief Executive Officer 830 S. Main Street Suite 2-I Cottonwood, AZ 86326 Phone: 928-634-7131 llamer@vacte.com Fax: 928-649-1775 Grade Range 9-12</p>	<p>Yavapai Accommodation School District #99 Aspire Jr./Sr. High School Dr. Kristen Rex, District Executive Officer 2970 Centerpointe East Dr. Prescott, AZ 86301 Phone: 928-759-8126 Krex@yavapaicountyhs.org Fax: 928-759-8136 Grade Range 7-12</p>
<p>Walnut Grove Elementary School District #7 Mr. C. Arden Carter III, Board President 18500 S. Walnut Grove Rd. Kirkland, AZ 86332 Phone: 928-427-6378 komadina@hughes.net Fax: 928-427-6378 dial # then hit 'start' (Transporting District for Grade Range K-12)</p>	<p>Yavapai County High School Dr. Kristen Rex, District Executive Officer 6325 Baja Circle Prescott Valley, AZ 86314 Phone: 928-759-8126 krex@yavapaicountyhs.org Fax: 928-759-8136 Grade Range 9-12</p>
<p>Williamson Valley Elementary School District #2 Mr. John Kieckhefer, Board President 7295 N. Bridle Path Prescott, AZ 86305 Phone: 928-445-8126 kd7gjh@cableone.net Fax: 928-708-0117 (Transporting District for Grade Range K-12)</p>	<p>Yavapai County Detention School Ms. Marvy McNeese, Principal 1100 Prescott Lakes Parkway Prescott, AZ 86301 Phone: 928-771-3147 marvy.mcneese@yavapai.us Fax: 928-771-3148 Grade Range 3-12</p> <p>Yavapai County Support Services Mr. Stan Goligoski, Executive Director 2970 Centerpointe East Dr. Prescott, AZ 86301 Phone: 928-771-3544 Stan.goligoski@yavapai.us Fax: 928-771-3549</p>

**CONSENT
Item 7B.**

**IGA Renewal
YCETC**

HUMBOLDT UNIFIED SCHOOL DISTRICT

TO:	Humboldt Unified School District Governing Board	Item #	7B
FROM:	Danny Brown, Director of Federal Programs/School Improvement	Reading	
DATE:	June 30, 2015	Discuss	
SUBJECT:	Intergovernmental Agreement (IGA) with Yavapai County Education Technology Consortium and HUSD	Action	X
		Consent	

OBJECTIVE: Goal #1: To Raise the Level of Student Achievement
 Goal #2: To Focus on Planning for Future Student Needs

SUPPORTING DATA:

Attached you will find the Intergovernmental Agreement between the Yavapai County Education Technology Consortium and Humboldt Unified School District. This agreement is for five years. The only addition from the prior agreement relates to members rights and duties (see below).

"Payment for materials, goods, and services and inspection and acceptance of materials, goods, and services ordered by a Member under this IGA (which is a cooperative purchasing agreement as defined in state regulations) shall be the Member's exclusive obligation. The exercise of a Member's rights or remedies shall be the exclusive obligation of that Member. Any Member may terminate this IGA without notice if another Member fails to comply with the IGA's terms. Failure of a Member to secure performance from a third-party contractor or supplier in accordance with the terms and conditions of the Member's purchase order does not necessarily require any other Member to exercise its own rights or remedies".

The agreement has been reviewed and approved by legal counsel.

SUMMARY & RECOMMENDATION:

It is the recommendation of administration that the HUSD Governing Board approve the Intergovernmental Agreement between the Yavapai County Education Technology Consortium and the Humboldt Unified School District.

Sample Motion:

I move to approve the Yavapai County Education Technology Consortium Intergovernmental Agreement as presented for a five-year term.

Approved for transmittal to the Governing Board:



Dan Streeter, Assistant Superintendent

Questions should be directed to: Danny Brown, Director of Federal Programs and School Improvement at 759-4010.

**AMENDED INTERGOVERNMENTAL AGREEMENT
YAVAPAI COUNTY EDUCATIONAL TECHNOLOGY CONSORTIUM**

Recitals

A. The Yavapai County school and college districts identified on Exhibit A and the Yavapai County School Superintendent acting through the Yavapai County Education Service Agency (collectively "Members" or individually "Member") are parties to this Intergovernmental Agreement ("IGA"). The Members have previously formed the Yavapai County Educational Technology Consortium ("Consortium"). The Members now amend and supersede their original IGA.

B. Each Member is authorized to enter into this amended IGA in accordance with Arizona Revised Statutes ("A.R.S.") Sections 11-951, 11-952, 15-213, 15-342(13) and Arizona Administrative Code ("A.A.C.") R7-2-1191, *et seq.*, in order to procure goods and services, jointly exercise powers common to members, and contract with one another for joint and cooperative action, all for the purposes set forth in Section 2 below.

Agreement

The Members now agree to jointly and cooperatively procure goods and services, exercise their individual and joint powers, and take concerted action in accordance with the terms and conditions of this Intergovernmental Agreement.

1. **Duration.** This IGA will be effective for each Member when approved by the Member's governing body. The IGA will continue in effect until June 30, 2020. This IGA may be renewed for successive terms of five years upon approval of each Member's governing body.

2. **Purpose.** The purpose of this IGA is to promote shared and enhanced educational technology opportunities among community colleges, school districts and charter schools located in Yavapai County, Arizona. Members shall undertake cooperative procurement and use of public and private materials and services, common use of capital equipment, provision of personnel, informational, technical, or other services that may assist in improving the efficiency or economy of procurement and other purposes permitted under a cooperative purchasing agreement pursuant to A.A.C. R7-2-1191, *et seq.*

3. **Financing and Budget.** Each year, the Consortium will purchase materials, goods, and services for Members on an as-needed basis. Each purchase will be executed based on the specific Member's own discrete needs and budget. Each Member shall exclusively inspect, accept, and pay the Consortium's agent for all materials, goods, and services promptly after they are delivered. Based on these arrangements, the Consortium will not create or maintain an independent budget. Also, the Consortium will not obtain financing for purchases and operations.

4. Withdrawal. A Member may withdraw from membership and participation in the Consortium upon 30 days' written notice to the Board of Directors of the Consortium.

5. Termination. This IGA will terminate upon the expiration of its term if it is not renewed in accordance with Section 1. If the IGA is terminated, any materials, goods, and services then in the possession or control of the Consortium or which a third party possesses or controls but is under a duty to deliver or render to the Consortium, shall be distributed to each Member as its individual interest in the materials, goods, and services may appear on the date the IGA is terminated, subject to payment of any outstanding balance due and owing to the vendor or service provider.

6. Distribution of Assets. If this IGA is terminated, the parties agree that assets owned by the Consortium will be distributed in accordance with the Consortium's bylaws and any previously established guidelines of the funding source.

7. Members' Rights and Duties. Payment for materials, goods, and services and inspection and acceptance of materials, goods, and services ordered by a Member under this IGA (which is a cooperative purchasing agreement as defined in state regulations) shall be the Member's exclusive obligation. The exercise of a Member's rights or remedies shall be the exclusive obligation of that Member. Any Member may terminate this IGA without notice if another Member fails to comply with the IGA's terms. Failure of a Member to secure performance from a third-party contractor or supplier in accordance with the terms and conditions of the Member's purchase order does not necessarily require any other Member to exercise its own rights or remedies.

8. Attorney Approval. This IGA shall be submitted to each Member's attorney, who shall determine whether the agreement is in proper form and is within the powers and authority granted under the laws of Arizona to that Member. The law firm of Peters, Cannata & Moody is representing a number of the school districts that are parties to this Agreement. By signing this Agreement, each such district confirms that it has waived any conflict of interest resulting from the representation of multiple parties by the same law firm.

9. Counterparts. The parties may execute this IGA in counterparts, and each counterpart will be effective and enforceable as though it were the original IGA.

10. Incorporation by Reference. The Consortium's bylaws are incorporated into this IGA.

11. Conflict of Interest. All parties give notice of A.R.S. § 38-511, the terms of which are incorporated by reference.

This IGA is effective for each party as of the date of approval as indicated on the Resolution signature page.


FISCAL AGENT
Yavapai County School Superintendent
By and through the Yavapai County
Education Service Agency

Tim Carter

Date

INTERGOVERNMENTAL AGREEMENT DETERMINATION
PURSUANT TO ARIZONA REVISED STATUTES SECTION 11-952.D

The undersigned attorney has determined that this Intergovernmental Agreement is in proper form and is within the powers and authority granted under the laws of Arizona.



Brad Holm
Consortium Attorney

June 16, 2015

Date

Name of school or community college district:


By: _____

Title: _____

Date: _____

INTERGOVERNMENTAL AGREEMENT DETERMINATION
PURSUANT TO ARIZONA REVISED STATUTES SECTION 11-952.D

The undersigned attorney for Humboldt Unified School Dist. #22
has determined that this Intergovernmental Agreement is in proper form and is within the powers and authority granted under the laws of Arizona to the District.



Attorney for District

June 25, 2015
Date

Exhibit A

**Directory of Yavapai County School Districts
YAVAPAI COUNTY EDUCATION SERVICE AGENCY**

2970 Centerpointe East Drive

Prescott, AZ 86301

Telephone 928-771-3326

Fax 928-771-3329

Tim Carter, Superintendent
Renee Raskin, Chief Deputy
Mike Saint-Amour, Associate Superintendent
Laurin Custis, Education Elections Coordinator

Beth Cross, Account Clerk III
Debbie Gustafson, School Service Specialist
Mindy Mohler, Business Services Tech II
Shelly Williams, School Service Specialist

<p>Ash Fork Joint Unified School District #31 Mr. Seth Staples, Superintendent P.O. Box 247 46999 N. 5th Street Ash Fork, AZ 86320 Phone: 928-637-2561 sstaples@afjUSD.org Fax: 928-637-2623 Grade Range K-12</p> <p>Ash Fork Elementary School Mr. Seth Staples, Superintendent P.O. Box 247 46999 N. 5th Street Ash Fork, AZ 86320 Phone: 928-637-2561 sstaples@afjUSD.org Fax: 928-637-2623 Grade Range K-5</p> <p>Ash Fork Middle School Mr. Seth Staples, Superintendent P.O. Box 247 46999 N. 5th Street Ash Fork, AZ 86320 Phone: 928-637-2561 sstaples@afjUSD.org Fax: 928-637-2623 Grade Range 6-8</p> <p>Ash Fork High School Mr. Seth Staples, Superintendent P.O. Box 247 46999 N. 5th Street Ash Fork, AZ 86320 Phone: 928-637-2561 sstaples@afjUSD.org Fax: 928-637-2623 Grade Range 9-12</p>	<p>Bagdad USD #20 (Continued) Bagdad Elementary School Mrs. Gail Milton, Principal PO Box 427 515 Breezy Circle Bagdad, AZ 86321 Phone: 928-633-4133 miltong@bagdadschools.org Fax: 928-633-4345 Grade Range K-6</p> <p>Bagdad High School Mr. Tom Finnerty, Principal PO Box 427 515 Breezy Circle Bagdad, AZ 86321 Phone: 928-633-2201 finnertyt@bagdadschools.org Fax: 928-633-2541 Grade Range 7-12</p>
<p>Bagdad Unified School District #20 Mr. Bryan Bullington, Superintendent PO Box 427 515 Breezy Circle Bagdad, AZ 86321 Phone: 928-633-4101 bullingtonb@bagdadschools.org Fax: 928-633-4345 Grade Range K-12</p>	<p>Beaver Creek Elementary School District #26 Ms. Karin Ward, Superintendent Ms. Tammy Naes, Dean of Students 4810 E. Beaver Creek Rd. Rimrock, AZ 86335 Phone: 928-567-4631 kward@bcs.k12.az.us Fax: 928-567-5347 Grade Range K-8</p> <p>Camp Verde Unified School District #28 Dr. Amber Lee, Superintendent 410 Camp Lincoln Rd. Camp Verde, AZ 86322 Phone: 928-567-8008 alee@cvUSD.k12.az.us Fax: 928-567-8004 Grade Range K-12</p> <p>Camp Verde Elementary School Mrs. Sara Marcum, Principal 200 Camp Lincoln Rd. Camp Verde, AZ 86322 Phone: 928-567-8060 smarcum@cvUSD.k12.az.us Fax: 928-567-8063 Grade Range K-5</p>

<p>Camp Verde USD #28 (Continued) Camp Verde Middle School Mr. Danny Howe, Principal 370 Camp Lincoln Rd. Camp Verde, AZ 86322 Phone: 928-567-8014 dhowe@cvusd.k12.az.us Fax: 928-567-8022 Grade Range 6-8</p> <p>Camp Verde High School Mr. Robert Weir, Principal 1326 Montezuma Castle Hwy. Camp Verde, AZ 86322 Phone: 928-567-8033 rweir@campverdeschools.org Fax: 928-567-8045 Grade Range 9-12</p>	<p>Chino Valley USD #51 (Continued) Heritage Middle School Ms. Mardi Read, Principal 1076 N. Road One West Chino Valley, AZ 86323 Phone: 928-636-4464 mread@chinovalleyschools.com Fax: 928-636-6214 Grade Range 5-8</p> <p>Chino Valley High School Mr. Wes Brownfield, Principal 760 E. Center Chino Valley, AZ 86323 Phone: 928-636-2298 wbrownfield@chinovalleyschools.com Fax: 928-636-6219 Grade Range 9-12</p>
<p>Cañon Elementary School District #50 Ms. Angela Jangula, Superintendent Mr. Rick Barrett, Lead Teacher PO Box 89 34630 S. School Loop Road Black Canyon City, AZ 85324 Phone: 623-374-5588 ajangula@canon50.com Fax: 623-374-5046 Grade Range K-8</p>	<p>Clarkdale-Jerome Elementary School District #3 Ms. Kathleen Fleenor, Superintendent kfleenor@cjsd.k12.az.us Scott Jacobson, Principal scott.jacobson@cjsd.k12.az.us 1615 Main St. Clarkdale, AZ 86324 Phone: 928-634-5035 Fax: 928-639-0917 Grade Range K-8</p>
<p>Chino Valley Unified School District #51 Mr. Duane Howard, Superintendent 650 E. Center Chino Valley, AZ 86323 Phone: 928-636-2458 dhoward@chinovalleyschools.com Fax: 928-636-1434 Grade Range K-12</p> <p>Del Rio Elementary School Ms. Susan Clark, Principal 1036 N. Road One West Chino Valley, AZ 86323 Phone: 928-636-4414 sclark@chinovalleyschools.com Fax: 928-636-6215 Grade Range 1-4</p> <p>Territorial Elementary School Ms. Brandy Cox, Lead Teacher 1088 Mahan Lane Chino Valley, AZ 86323 Phone: 928-636-3842 bc Cox@chinovalleyschools.com Fax: 928-636-0267 Grade Range P-K</p>	<p>Congress Elementary School District #17 Dr. Stephanie Miller, Administrator PO Box 68 26400 S. Tenderfoot Hill Congress, AZ 85332 Phone: 928-427-9850 smiller@congressdistrict.org Fax: 928-427-9840 Grade Range K-8</p> <p>Cottonwood-Oak Creek Elementary District #6 Ms. Barbara U'Ren, Superintendent 1 N. Willard St. Cottonwood, AZ 86326 Phone: 928-634-2288 buren@cocsd.k12.az.us Fax: 928-634-2309 Grade Range K-8</p> <p>Cottonwood Elementary School Mr. Randy Koeppel, Principal 301 N. Willard St. Cottonwood, AZ 86326 Phone: 928-634-2191 rkoeppe@cocsd.k12.az.us Fax: 928-639-0467 Grade Range 3-5</p>

Cottonwood-Oak Creek ED #6 (Continued)

Dr. Daniel Bright School

Ms. Nancy Erickson, Principal
1500 S. Monte Tesoro St.
Cottonwood, AZ 86326
Phone: 928-634-7039
nerickson@cocsd.k12.az.us
Fax: 928-639-8428 Grade Range K-2

Oak Creek School

Ms. Christine Griffin, Principal
PO Box 310
11490 E. Purple Sage Rd.
Cornville, AZ 86325
Phone: 928-639-5109
cgriffin@cocsd.k12.az.us
Fax: 928-639-5108 Grade Range K-8

Cottonwood Middle School

Ms. Denise Kennedy, Principal
1 N. Willard St.
Cottonwood, AZ 86326
Phone: 928-634-2231
dkennedy@cocsd.k12.az.us
Fax: 928-634-2874 Grade Range 6-8

Mountain View Preparatory

Ms. Stephanie Jones, Principal
2939 E. Del Rio Dr.
Cottonwood, AZ 86326
Phone: 928-649-8144
sjones@cocsd.k12.az.us
Fax : 928-649-8145 Grade Range K-8

Crown King Elementary School District #41

Ms. Adriane McSpadden, Head Teacher
Ms. Sue Hite, Admin Asst.
PO Box 188
188 Tower Mountain Rd.
Crown King, AZ 86343
Phone: 928-632-5207
crownkingschool@yahoo.com
Fax 928-632-5207 Grade Range K-8

Hillside Elementary School District #35

Pam Hampton, Business Consultant
Lindsay Jeans, Secretary
HC 01 Box 3056
Bagdad 86321
Phone: 928-442-3416
hillside_school@hotmail.com
Fax: 928-442-9591 Grade Range K-8

Humboldt Unified School District #22

~~Dr. Paul Stanton~~, Superintendent *Mr. Dan Streeter*
6411 N. Robert Road
Prescott Valley, AZ 86314
Phone: 928-759-4000

~~paul.stanton@humboldtunified.com~~ *daniel.streeter*
Fax: 928-759-4020 Grade Range K-12

Bright Futures Preschool

Dr. Kay Turner, Coordinator
6411 N. Robert Road
Prescott Valley, AZ 86314
Phone: 928-759-5130
kay.turner@humboldtunified.com
Fax: 928-759-5180 Grade Range Pre-K

Coyote Springs Elementary School

Ms. Candice Blakely-Stump, Principal
8101 E. Hwy. 89A
Prescott Valley, AZ 86314
Phone: 928-759-4300
candice.blakely@humboldtunified.com
Fax: 928-759-4320 Grade Range K-6

Granville Elementary School

Mr. Bucky Bates, Principal
5250 Stover Drive
Prescott Valley, AZ 86314
Phone: 928-759-4800
bucky.bates@humboldtunified.com
Fax: 928-759-4820 Grade Range K-6

Humboldt Elementary School

Ms. Lisa Uvila, Principal
PO Box 8
2750 S. Corral St.
Humboldt, AZ 86329
Phone: 928-759-4400
lisa.uvila@humboldtunified.com
Fax: 928-759-4420 Grade Range K-6

Lake Valley Elementary School

Ms. Tusanne Cordes, Principal
3900 N. Starlight Dr.
Prescott Valley, AZ 86314
Phone: 928-759-4200
tusanne.cordes@humboldtunified.com
Fax: 928-759-4220 Grade Range K-6

Liberty Traditional School

Ms. Danette Derickson, Principal
3300 N. Lake Valley Rd.
Prescott Valley, AZ 86314
Phone: 928-759-4500
danette.derickson@humboldtunified.com
Fax: 928-759-4520 Grade Range K-8

<p>Humboldt USD (Continued)</p> <p>Mountain View Elementary School Ms. Joanne Bindell, Principal 8601 E. Loos Dr. Prescott Valley, AZ 86314 Phone: 928-759-4700 joanne.bindell@humboldtunified.com Fax: 928-759-4720 Grade Range K-6</p> <p>Bradshaw Mountain Middle School Mrs. Jessica Bennett, Principal 12255 Turquoise Circle Dewey, AZ 86327 Phone: 928-759-4900 jessica.bennett@humboldtunified.com Fax: 928-759-4920 Grade Range 7-8</p> <p>Glassford Hill Middle School Dr. Terri Matteson, Principal <i>ms. Melissa Tannehill</i> 6901 Panther Path Prescott Valley, AZ 86314 Phone: 928-759-4600 theresa.matteson@humboldtunified.com Fax: 928-759-4620 Grade Range 7-8</p> <p>Bradshaw Mountain High School Mr. Kort Miner, Principal 6000 E. Long Look Dr. Prescott Valley, AZ 86314 Phone: 928-759-4104 kort.miner@humboldtunified.com Fax 928-759-4120 Grade Range 9-12</p>	<p>Mayer USD #43 (Continued)</p> <p>Mayer Elementary School Ms. Patti Leonard, Principal PO Box 1059 12658 Main St. Mayer, AZ 86333 Phone: 928-642-1100 pleonard@mayerschools.org Fax: 928-632-9610 Grade Range K-6</p> <p>Mayer Jr./Sr. High School Mr. Jeff Duncan, Principal PO Box 1059 17300 E. Mule Deer Dr. Mayer, AZ 86333 Phone: 928-642-1200 jduncan@mayerschools.org Fax: 928-632-5714 Grade Range 7-12</p>
<p>Kirkland Elementary School District #23 Ms. Michelle Perey, District Administrator PO Box 210 14200 W. Kirkland-Hillside Rd. Kirkland, AZ 86332 Phone: 928-442-3258 mperey@kirklandaz.org Fax: 928-442-9488 Grade Range K-8</p>	<p>Mingus Union High School District #4 Dr. Paul Tighe, Superintendent 1801 E. Fir St. Cottonwood, AZ 86326 Phone: 928-634-8901 ptighe@muhs.com Fax: 928-649-4399 Grade Range 9-12</p> <p>Mingus Union High School Ms. Jennifer Chilton, Principal 1801 E. Fir St. Cottonwood, AZ 86326 Phone: 928-634-7531 jchilton@muhs.com Fax: 928-639-4236 Grade Range 9-12</p>
<p>Mayer Unified School District #43 Mr. Dean Slaga, Superintendent PO Box 1059 12606 E. Main St. Mayer, AZ 86333 Phone: 928-642-1000 dslaga@mayerschools.org Fax: 928-632-4005 Grade Range K-12</p>	<p>Mountain Institute JTED #02 Mr. Jeremy Plumb, Superintendent 3003 Centerpointe East Dr. Prescott, AZ 86301 Phone: 928-771-0791 jeramy.plumb@mijted.net Fax 928-771-0793 Grade Range 9-12</p> <p>Prescott Unified School District #1 Mr. David Smucker, Superintendent 146 S. Granite St. Prescott, AZ 86303 Phone: 928-445-5400 dave.smucker@prescottschools.com Fax: 928-776-0243 Grade Range K-12</p>

melissa-tannehill

Prescott USD #1 (Continued)

Abia Judd Elementary School

Mr. Clark Tenney, Principal
1749 Williamson Valley Rd.
Prescott, AZ 86305
Phone: 928-717-3263
clark.tenney@prescottschools.com
Fax: 928-717-3262 Grade Range K-5

Lincoln School

Mrs. Teresa Brusco, Principal
201 Park Ave.
Prescott, AZ 86303
Phone: 928-717-3249
teresa.brusco@prescottschools.com
Fax: 928-717-3248 Grade Range K-5

Miller Valley Elementary School

Mr. Jeff Lane, Principal
900 Iron Springs Rd.
Prescott, AZ 86305
Phone: 928-717-3268
jeff.lane@prescottschools.com
Fax: 928-541-2281 Grade Range K-5

Taylor Hicks Elementary School

Mr. Brian Moore, Principal
1845 Campbell Ave.
Prescott, AZ 86301
Phone: 928-717-3276
brian.moore@prescottschools.com
Fax: 928-717-3275 Grade Range K-5

Washington School

Mr. Harold Tenney, Principal
300 E. Gurley St.
Prescott, AZ 86301
Phone: 928-717-3281
harold.tenney@prescottschools.com
Fax: 928-717-3280 Grade Range K-6

Granite Mountain Middle School

Dr. Rachel Saunders
1800 Williamson Valley Rd.
Prescott, AZ 86305
Phone: 928-717-3253
Rachel.saunders@prescottschools.com
Fax: 928-717-3284 Grade Range 6-8

Prescott USD (Continued)

Prescott Mile High Middle School

Mr. Jim Wells, Principal
300 S. Granite St.
Prescott, AZ 86303
Phone: 928-717-3241
jim.wells@prescottschools.com
Fax: 928-717-3298 Grade Range 6-8

Prescott High School

Mrs. Stephanie Hillig, Principal
1050 Ruth St.
Prescott, AZ 86301
Phone: 928-445-2322
stephanie.hillig@prescottschools.com
Fax: 928-778-6106 Grade Range 9-12

Sedona-Oak Creek Joint Unified School District #9

Mr. Dave Lykins, Superintendent
221 Brewer Rd.
Sedona, AZ 86336
Phone: 928-204-6800
dlykins@sedona.k12.az.us
Fax: 928-282-0232 Grade Range K-12

Big Park Community School

Mr. Jay Litwicki, Principal
25 W. Saddlehorn Ct.
Sedona, AZ 86351
Phone: 928-204-6500
litwicki@sedona.k12.az.us
Fax: 928-284-9796 Grade Range K-8

West Sedona Elementary School

Dr. Lisa Hirsch, Principal Grade Range K-5
hirsch@sedona.k12.az.us
Mr. Scott Keller, Principal Grade Range 6-8
keller@sedona.k12.az.us
570 Posse Ground Rd.
Sedona, AZ 86336
Phone: 928-204-6600
Fax: 928-282-1012

Sedona Red Rock High School

Mr. Darren Karuzas, Principal
995 Upper Red Rock Loop Rd.
Sedona, AZ 86336
Phone: 928-204-6700
karuzas@sedona.k12.az.us
Fax: 928-282-5992 Grade Range 9-12

<p>Seligman Unified School District #40 Ms. Diane Pritchett, Superintendent Mr. Marvin Baker, Principal. PO Box 650 500 N. Main Seligman, AZ 86337 Phone: 928-422-3233 dpritchett@seligman.k12.az.us Fax: 928-422-3642 Grade Range K-12</p>	<p>Yarnell Elementary School District #52 Model Creek Elementary School Mr. Fred Garnett, Superintendent PO Box 575 18912 Hays Ranch Rd. Yarnell, AZ 86332 Phone: 928-427-3347 fgarnett001@gmail.com Fax: 928-427-3348 Grade Range K-8</p>
<p>Skull Valley Elementary School District #15 Mrs. Vicki Hilliker, Principal PO Box 127 3150 Old Skull Valley Rd. South Skull Valley, AZ 86338 Phone: 928-442-3322 admin@skullvalleyschool.org Fax: 928-442-9198 Grade Range K-6</p>	<p>Yavapai College Dr. Penny Wills, President District Office, Building 32-200 1100 E. Sheldon Street Prescott, AZ 86301 Phone: 928-776-2022 penny.wills@yc.edu</p>
<p>Valley Academy for Career and Technology Education District #01 (VACTE) Ms. Lois Lamer, Chief Executive Officer 830 S. Main Street Suite 2-I Cottonwood, AZ 86326 Phone: 928-634-7131 llamer@vacte.com Fax: 928-649-1775 Grade Range 9-12</p>	<p>Yavapai Accommodation School District #99 Aspire Jr./Sr. High School Dr. Kristen Rex, District Executive Officer 2970 Centerpointe East Dr. Prescott, AZ 86301 Phone: 928-759-8126 Krex@yavapacountyhs.org Fax: 928-759-8136 Grade Range 7-12</p>
<p>Walnut Grove Elementary School District #7 Mr. C. Arden Carter III, Board President 18500 S. Walnut Grove Rd. Kirkland, AZ 86332 Phone: 928-427-6378 komadina@hughes.net Fax: 928-427-6378 dial # then hit 'start' (Transporting District for Grade Range K-12)</p>	<p>Yavapai County High School Dr. Kristen Rex, District Executive Officer 6325 Baja Circle Prescott Valley, AZ 86314 Phone: 928-759-8126 krex@yavapacountyhs.org Fax: 928-759-8136 Grade Range 9-12</p>
<p>Williamson Valley Elementary School District #2 Mr. John Kieckhefer, Board President 7295 N. Bridle Path Prescott, AZ 86305 Phone: 928-445-8126 kd7gjh@cableone.net Fax: 928-708-0117 (Transporting District for Grade Range K-12)</p>	<p>Yavapai County Detention School Ms. Marvy McNeese, Principal 1100 Prescott Lakes Parkway Prescott, AZ 86301 Phone: 928-771-3147 marvy.mcneese@yavapai.us Fax: 928-771-3148 Grade Range 3-12</p> <p>Yavapai County Support Services Mr. Stan Goligoski, Executive Director 2970 Centerpointe East Dr. Prescott, AZ 86301 Phone: 928-771-3544 Stan.goligoski@yavapai.us Fax: 928-771-3549</p>

**AMENDED BYLAWS OF THE
YAVAPAI COUNTY EDUCATIONAL TECHNOLOGY CONSORTIUM
“Making Educational Connections Worldwide”
June 18, 2009**

ARTICLE I – PURPOSE

The Yavapai County Educational Technology Consortium is hereby organized as a voluntary educational cooperative program specifically for, but not limited to:

- A. Promoting shared educational technology activities among district, charter, and college participants,
- B. Creating county or statewide instructional delivery systems that will allow site to site interaction offered through county and state technology initiatives,
- C. Providing broadband connectivity from available commercial carriers and informing school administrators of increased broadband capabilities as they become available from the county and state level,
- D. Insuring redundant, secure and sustainable IT service,
- E. Providing a coordinated educational communication network that requires coordination among the Yavapai County Educational Consortium and other consortiums statewide,
- F. The Yavapai County Educational Technology Consortium is organized exclusively for charitable, educational, and scientific purposes under section 501(c)(3) of the Internal Revenue Code, or corresponding section of any future federal tax code.

ARTICLE II – BOARD OF DIRECTORS

SECTION 1. General Powers, Number, Tenure and Qualifications. The activities of the Consortium shall be managed by a Board of Directors numbering seven (7) members. The Board of Directors shall institute a staggered lottery system such that reasonable continuity is assured as outlined below:

Tier One	two (2) members	1 year term extension until June 30, 2011
Tier Two	two (2) members	2 year term extension until June 30, 2012
Tier Three	three (3) members	3 year term extension until June 30, 2013

Thereafter, the terms of Directors shall be for three (3) years and shall commence on July 1 and terminate on June 30. Directors may be elected or appointed to successive terms without limit.

SECTION 2. Members of the Board of Directors.

A. The Directors shall be:

- A representative of higher education, nominated and elected by member colleges and universities,
- A representative nominated and elected by member charter schools,
- Three (3) representatives of the member school districts, based on their respective annual student population (Average Daily Membership, published by the Arizona Department of Education). The Board of Directors will from time to time determine the districts that make up the membership of these three (3) groups. If the election does not result in a plurality for any candidate, those tied with the highest number of votes, will break the tie by lot, under the supervision of the Board, at a regular, special or annual meeting. These representatives must be nominated and elected by the districts that are part of that specific group. The membership groups shall be:

Group 1 Ash Fork, Canon, Congress Crown King, Hillside, Kirkland, Seligman, Skull Valley, Yarnell, YCASD, YCJDS.

Group 2 Bagdad, Beaver Creek, Camp Verde, Clarkdale-Jerome, Mayer, Mingus, Mountain Institute, Sedona Oak Creek, VACTE.

Group 3 Chino Valley, Cottonwood-Oak Creek, Humboldt, Prescott.

- Two (2) representatives of Instructional Technology Departments nominated at large and elected by member schools.
- The Yavapai County School Superintendent, who shall serve as an ex officio, non voting facilitator.
- Ineligible to serve on the Forest Fee Management Board of Directors.

B. Vacancies on the Board of Directors occasioned by resignation or any other reason may be filled in the same manner as the original member was selected.

C. At all times during the term of a Director, that individual must be in good standing within the group, agency, or entity from which they were originally selected.

SECTION 3. Meetings of the Board.

A. In addition to the annual meeting in September, the Executive Officers may call for additional meetings as needed. The Board of Directors may also call for a special meeting by majority vote present at any meeting or by written request of a majority of the Board.

B. A simple majority of the voting members of the Board of Directors shall constitute a quorum for the transaction of business at any meeting of the Board.

C. Meetings of the Board of Directors, whether regular or special, may be held

by means of telephonic or similar communications equipment, by means of which all persons participating in the meeting can hear each other. A request to attend a regular meeting by teleconference requires a seventy two (72) hour notification to the President or the Secretary / Treasurer. Participation in a meeting pursuant to this section shall constitute presence in person at such meeting. No proxies are allowed.

D. Directors should notify the President or Secretary-Treasurer of an impending absence, seventy two (72) hours in advance of the meeting if possible.

E. Any Director may, prior to posting, submit an item to the President or the Secretary / Treasurer for inclusion on the next agenda.

F. Agendas for regular meetings shall be posted five (5) days in advance. Special meetings require a twenty four (24) hour posting. The posting shall be provided to each Director, all Consortium members, to anyone who makes such a request, and it shall be placed on the Yavapai County and Consortium websites.

SECTION 4. Duties and Responsibilities of the Board. The Board of Directors shall have the duty to see that the purposes of the Consortium are carried out. They are responsible to:

A. Attend meetings on a regular basis, representing the interest of the group they represent while keeping the best interest of the Consortium in mind,

B. Regularly determine that the business and assets of the Consortium are efficiently and effectively handled;

C. Establish policy and guidelines with respect to the operation and management of the Consortium and its several projects;

D. Establish policies for the effective management of the technological system,

E. Establish a communication network among participating agencies,

F. Immediately disclose any conflict of interest (financial interests, family matters, legal constraints) they may have, and refrain from participating in discussions or decisions in regard to the conflict

SECTION 5. Acceptance of Gifts. The Board of Directors may accept on behalf of the Consortium any contribution or gift, subject to whatever conditions are attached to the gift, as long as it does not conflict with the Bylaws of the Consortium, and is permitted by state and federal law.

ARTICLE III – OFFICERS

SECTION 1. Officers. The officers of the Consortium shall be President, Vice-President, and Secretary-Treasurer and such other officers as the Board may determine. Unless otherwise authorized by the Board of Directors, all officers must be voting members of the Consortium.

SECTION 2. Election and Term of Office. The officers of the Consortium shall be elected by the Board of Directors at the regular annual meeting. Officers will serve a two year term and may hold office for consecutive years without limit. The Board of Directors may replace officers who resign the office or end their service to the Consortium as needed.

SECTION 3. President. The President shall preside at all meetings of the Board of Directors. He or she shall sign all instruments or contracts requiring execution on behalf of the Consortium and appoint all committees subject to approval of a majority of the Board of Directors. The President shall serve as an ex-officio member of all committees.

SECTION 4. Vice-President. The Vice-President shall perform the duties of the President in his or her absence and shall perform such other duties as may be assigned by the President or the Board of Directors.

SECTION 5. Secretary-Treasurer. The Secretary-Treasurer may, with the consent of the County School Superintendent, utilize one or more staff members of the County Schools Office to carry out the duties. The Secretary-Treasurer shall see that minutes of all meetings of the Board of Directors, and all appointed committees, are kept and filed. He or she shall give, or cause to be given, notice of all meetings of the Board and of all appointed committees and shall have general supervision over the care and custody of all funds and securities of the Consortium. The Secretary-Treasurer shall keep or cause to be kept full and accurate accounts of all receipts and disbursements of the Consortium and will nominate, at a meeting prior to the annual meeting, an impartial person to perform a review of the year's financial activities. The report of this audit/review will be presented at the annual meeting.

SECTION 6. President Pro Tempore. When the President and Vice-President are both absent, the Board may appoint a temporary Presiding Officer from among the members present.

SECTION 7. County School Superintendent. The Yavapai County School Superintendent, shall serve as an Ex-Officio, non voting member, of the Board of Directors. The Superintendent shall facilitate the meetings of the Consortium and provide administrative support as requested by the Board. The Superintendent may appoint other facilitators to assist the Consortium from among the staff of the Education Service Agency.

ARTICLE IV – COMMITTEES

SECTION 1. Appointment. The President, with the approval of the Board of Directors, may appoint advisory committees to carry out the objectives and purposes of the Consortium. Such committees shall have at least three (3), but less than a quorum of the Board Members, but additional members of interested persons from throughout the community may be appointed whose expertise will be of benefit to the work of the committee. In addition to the standing committees identified in Article IV, Section 2, the President may, as appropriate, appoint other standing and ad-hoc committees to address specific projects of the Consortium.

SECTION 2. Standing Committees.

A. Executive Committee. This committee (President, Vice-President, Secretary-Treasurer, County School Superintendent, Facilitator) shall be responsible to carrying out the administrative functions of the Consortium.

B. Grants Committee. This committee shall be responsible for coordinating and securing grant funding, based on the guidance of the Board of Directors.

C. Bylaw Committee. This committee shall be responsible for regularly reviewing the Bylaws and recommending changes as needed.

D. Finance Committee. This committee shall be responsible for proposing an annual budget, creating an annual finance report, insuring compliance with all applicable state and federal laws, meeting all tax reporting requirements, and making recommendations to the Board of Directors in regard to audits.

E. Technical Resource Committee. This committee shall identify best practices for technical support services, interoperability problem resolution, joint procurement and disposal, and infrastructure sustainability.

ARTICLE V – AMENDMENT OF BYLAWS

The Board of Directors may amend these Bylaws by a two-thirds (2/3) vote at any annual or regular meeting. An amendment may be proposed by a simple majority and made available to all Board members at least two (2) weeks prior to any vote to amend the by-laws.

ARTICLE VI – GENERAL PROVISIONS

SECTION 1. Agency Office. The principal office of the Consortium shall be located in the State of Arizona at the office of the Yavapai County School Superintendent at 2970 Centerpointe East, Prescott, AZ 86301, or as subsequently changed by the Board of Directors.

SECTION 2. Fiscal Year. The Fiscal year ends the last day of June of each year and begins the first day of July.

SECTION 3. Date of Adoption of Bylaws. The Bylaws were adopted by the Board of Directors on June 18, 2009 and amended on December 16, 2010, June 16, 2011, October 6, 2011, February 16, 2012, January 17, 2013, March 20, 2014 and May 21, 2015.

ARTICLE VII – DISSOLUTION

SECTION 1. Dissolution. Upon dissolution of this organization, assets shall be distributed for one or more exempt purposes within the meaning of section 501(c)(3) of the Internal Revenue Code, or corresponding section of any future federal tax code, or shall be distributed to the federal government, or to a state or local government, for a public purpose.

ACTION Item 7C.

**2015-16
Budget Proposal**

HUMBOLDT UNIFIED SCHOOL DISTRICT

TO: Humboldt Unified School District Governing Board Item # 7C
FROM: Cynthia Windham, Finance Director Reading
DATE: June 30, 2015 Discuss
SUBJECT: FY 15/16 Proposed Budget Action X

OBJECTIVE: Goal # 2 To Focus on Planning for Future Student Needs

SUPPORTING DATA:

Per ARS 15-905 a: School districts in Arizona are required to propose a budget for the upcoming school year no later than July 5th of the budget year.

HIGHLIGHTS:

The following represent the highlights of the FY 15/16 proposed budget:

Base Level Support:

- \$3469.57 (includes 1.59% increase)
- Current budget projected to be: 30,558,943
- (Includes maximum allowable budget balance)
- Adjustment to be made based on final Average Daily Membership (ADM), budget balance carryforward (BBCF), etc. during the revision process

District Additional Assistance:

- Current newly generated money is \$559,682 (calculation less shortfall)
 - Includes final phase-out of District Sponsored Charter Schools (DSCS)
- Without the remaining DSCS funding net to the District = \$384,638
- Last remaining *true* capital fund available
- Current fund represents 100% of District Additional Assistance (DAA) to unrestricted capital fund
- Current budget projected to be \$8,275,400 (including carryover funds)

ADM

- Student count (ADM) includes both District Schools (DS) and District Sponsored Charter Schools (DSCS) in the funding count totaling: 5,539
- The District has included both DS and DSCS with the following add-ons:
- Group B (Special program add-ons: Special Ed, English Language Learners, Kindergarten through 3rd grade programs)

Budget Balance Carryforward:

- Maximum of 4% allowable included of approximately \$1.1 million
- Allows the District to recoup any additional funding due to missing ADM (student count) – or any changes in funding that would cause an increase to the budget, etc.
- The projected BBCF will be finalized in August once final payments are made through the encumbrance period.
- Districts are required to adjust to actual amount remaining through the revision process

Per statute, districts are typically not allowed to increase their budgets once proposed/adopted, therefore the maximum budget balance carryforward is included as a placeholder to allow for final adjustments, e.g. accurate student count, etc. to be received.

SUMMARY & RECOMMENDATION:

It is recommended that the Governing Board approve the proposed budget for FY 15/16 as presented.

Sample Motion:

I move to approve the proposed budget for fiscal year 2015-16 as presented.

Approved for transmittal to the Governing Board:



Dan Streeter, Assistant Superintendent

Questions should be directed to: Cynthia Windham, Finance Director (759-4000)



FY 2016
STATE OF ARIZONA
SCHOOL DISTRICT ANNUAL EXPENDITURE BUDGET
DISTRICTWIDE BUDGET

Proposed _____
Version _____

BY THE GOVERNING BOARD

We hereby certify that the Budget for the Fiscal Year 2016 was

Proposed June 30, 2015 _____
Adopted _____
Revised _____
Date _____

REVENUES AND PROPERTY TAXATION

- Total Budgeted Revenues for Fiscal Year 2015 \$ _____
- Estimated Revenues by Source for Fiscal Year 2016 (excluding property taxes)

Local	1000	\$	_____
Intermediate	2000	\$	_____
State	3000	\$	_____
Federal	4000	\$	_____
TOTAL		\$	0

3. District Tax Rates for Prior and Budget Fiscal Years (A.R.S. §15-903.D.4)

Prior FY 2015	4.5013	Est. Budget FY 2016	_____
Primary Tax Rate:	_____		
Secondary Tax Rates:	_____		
M&O Override	_____		
Special K-3 Program Override	_____		
Capital Override	_____		
Class A Bonds	1.0265		
Class B Bonds	0.0500		
JTED	1.0765		
Total Secondary Tax Rate	_____		0.0000

A. TOTAL AGGREGATE SCHOOL DISTRICT BUDGET LIMIT (A.R.S. §15-905.H)

- General Budget Limit (from Budget, page 7, line 10) \$ 30,538,943
- Unrestricted Capital Budget Limit (from Budget, page 8, line A.12) \$ 8,275,400
- Subtotal (line A.1 + A.2) \$ 38,834,343
- Federal Projects (from Budget, page 6, Federal Projects, line 18) \$ 4,483,469
- Title VIII-Impact Aid (from Budget, page 6, Federal Projects, line 16) \$ 0
- Total Aggregate School District Budget Limit (line A.3 + A.4 + A.5) \$ 43,317,812

B. BUDGETED EXPENDITURES

- Maintenance and Operation (from Budget, page 1, line 31) \$ 30,538,947
- Unrestricted Capital Outlay (from Budget, page 4, line 10) \$ 8,275,400
- Total Budget Subject to Budget Limits (line B.1 + B.2) \$ 38,834,347

C. BUDGETED CURRENT EXPENDITURES BY FUNCTION

- Function 1000 - Instruction
- Function 2100 - Support Services - Students
- Function 2200 - Support Services - Instruction
- Total

Percentages

ABD	0.0%
-----	------

The budget file(s) for FY 2016 sent to the Arizona Department of Education, via the internet, on July 1, 2015 contain(s) the data for the budget described above.

Date

Superintendent Signature

Business Manager Signature

Cynthia Windham

Superintendent Name

Business Manager Name

District Contact Employee:

Cynthia Windham

Telephone:

928-759-4027

E-mail: cynthia.windham@humboldtunified.com

Expenditures	FTE		Salaries 6100	Employee Benefits 6200	Purchased Services 6300, 6400, 6500	Supplies 6600	Other 6800	Totals		% Increase/ Decrease
	Prior FY	Budget FY						Prior FY 2015	Budget FY 2016	
100 Regular Education	232.06	227.31	10,178,617	3,307,536	128,485	134,749	1,050	12,110,421	13,750,437	13.5%
1000 Instruction										
2000 Support Services										
2100 Students	25.00	25.00	766,974	299,983	800	5,521		1,064,596	1,073,278	0.8%
2200 Instructional Staff	17.50	17.50	572,847	214,304	16,350	1,700	500	812,999	805,701	-0.9%
2300 General Administration	2.00	2.00	184,827	47,603	76,790	3,210	18,149	425,083	332,579	-21.8%
2400 School Administration	25.00	24.00	1,037,383	347,667		1,304	1,003	1,471,800	1,387,359	-5.7%
2500 Central Services	17.25	16.95	559,596	211,949	264,608	71,550	11,340	1,140,070	1,119,043	-1.8%
2600 Operation & Maintenance of Plant	45.38	45.38	1,135,920	534,459	984,434	1,103,843	200	3,712,207	3,758,856	1.3%
2900 Other	0.00	0.00						0	0	0.0%
3000 Operation of Noninstructional Services	0.85	0.85	44,200	13,806		1,500		59,324	59,306	0.3%
610 School-Sponsored Co-curricular Activities	0.00	0.00	38,955	7,667				51,414	46,622	-9.3%
620 School-Sponsored Athletics	1.00	1.00	158,695	37,240			11,000	173,655	206,935	19.2%
630 Other Instructional Programs									0	0.0%
700, 800, 900 Other Programs									0	0.0%
Regular Education Subsection Subtotal (lines 1-13)	366.04	359.99	14,678,014	5,022,214	1,471,467	1,325,377	43,244	21,021,569	22,540,316	7.2%
200 Special Education										
1000 Instruction	85.75	85.94	2,311,571	1,012,521	101,000	8,900	720	3,429,676	3,434,712	0.1%
2000 Support Services										
2100 Students	17.46	18.25	1,003,042	306,576	152,760	600	350	1,579,598	1,463,328	-7.4%
2200 Instructional Staff	1.50	1.50	102,115	29,116	4,000	13,000		141,583	148,231	4.7%
2300 General Administration	0.00	0.00						0	0	0.0%
2400 School Administration	0.00	0.00						0	0	0.0%
2500 Central Services	0.00	0.00			3,006		150	3,017	3,156	4.6%
2600 Operation & Maintenance of Plant	0.00	0.00			75			75	75	0.0%
2900 Other	0.00	0.00						0	0	0.0%
3000 Operation of Noninstructional Services	0.00	0.00				500		0	0	0.0%
Subtotal (lines 15-23)	104.71	105.69	3,416,728	1,348,213	260,841	23,000	1,220	5,153,949	5,050,002	-2.0%
400 Paper Transportation	61.07	61.00	1,286,070	625,107	141,580	675,150	166	2,648,702	2,728,073	3.0%
510 Desegregation (from Districtwide Desegregation Budget, page 2, line 44)	0.00	0.00	0	0	0	0	0	0	0	0.0%
520 Special K-3 Program Override (from Supplement, page 1, line 10)	0.00	0.00	0	0	0	0	0	0	0	0.0%
530 Dropout Prevention Programs	0.00	0.00						0	0	0.0%
540 Joint Career and Technical Education and Vocational Education Center (from Supplement, page 1, line 20)	0.00	0.00	0	0	0	0	0	0	0	0.0%
550 K-3 Reading Program	4.00	4.00	156,604	54,853		29,095		1,185,644	240,552	-79.7%
Total Expenditures (lines 14, and 24-30) (Cannot exceed page 7, line 10)	535.82	530.68	19,537,416	7,050,387	1,873,888	2,052,622	44,630	30,009,864	30,558,943	1.8%

The district has budgeted an amount in the M&O Fund equal to the General Budget Limit as calculated on page 7 of 8.

SPECIAL EDUCATION PROGRAMS BY TYPE (M&O Fund Program 200)

(A.R.S. §§15-761 and 15-903)

	Prior FY	Budget FY
1. Autism	438,592	450,193
2. Emotional Disability	79,190	81,285
3. Hearing Impairment	24,366	25,011
4. Other Health Impairments	627,430	644,026
5. Specific Learning Disability	1,900,566	1,950,835
6. Mild, Moderate or Severe Intellectual Disability	310,669	318,887
7. Multiple Disabilities	109,648	112,548
8. Multiple Disabilities with Severe Sensory Impairment	54,824	56,274
9. Orthopedic Impairment	12,183	12,505
10. Developmental Delay	152,289	156,317
11. Preschool Severe Delay	335,036	343,898
12. Speech/Language Impairment	815,854	615,230
13. Traumatic Brain Injury	24,366	25,011
14. Visual Impairment	12,185	12,505
15. Subtotal (lines 1 through 14)	4,897,198	4,804,525
16. Gifted Education	0	0
17. Remedial Education	0	0
18. ELL Incremental Costs	0	0
19. ELL Compensatory Instruction	0	0
20. Vocational and Technical Education	256,751	245,477
21. Career Education	0	0
22. Total (lines 15 through 21. Must equal total of line 24, page 1)	5,153,949	5,050,002

Expenditures Budgeted for Audit Services
 M&O Fund - Nonfederal 6350
 All Funds - Federal 6330

FY 2016 Performance Pay (A.R.S. §15-920)
 Amount Budgeted in M&O Fund for a Performance Pay Component
 Do not report budgeted amounts for the Performance Pay Component of the Classroom Site Fund on this line.

Expenditures Budgeted in the M&O Fund for Food Service
 Amount budgeted in M&O for Food Service (Fund 001, Function 3100)
 (This amount will be used to determine district compliance with state matching requirements pursuant to Code of Federal Regulations (CFR) Title 7, §210.17(a))

Proposed Ratios for Special Education

(A.R.S. §§15-903.E.1 and 15-764.A.5)

Teacher-Pupil 1 to 0	
Staff-Pupil 1 to 0	

Estimated FTE Certified Employees

(A.R.S. §15-903.E.2)

Prior FY	Budget FY
324,000	326,000

Expenditures	Salaries 6100	Employee Benefits 6200	Purchased Services 6300, 6400, 6500 (1)	Supplies 6600	Interest on Short-Term Debt 6850	Totals	% Increase/ Decrease
						Prior FY 2015	Budget FY 2016
Classroom Site Fund 011 - Base Salary							
100 Regular Education							
1000 Instruction	475,185	93,254				673,670	568,539
2100 Support Services - Students						0	0
2200 Support Services - Instructional Staff						0	0
Program 100 Subtotal (lines 1-3)	475,185	93,254				673,670	568,539
200 Special Education							
1000 Instruction	59,872	11,507				0	71,379
2100 Support Services - Students						0	0
2200 Support Services - Instructional Staff						0	0
Program 200 Subtotal (lines 5-7)	59,872	11,507				0	71,379
Other Programs (Specify)							
1000 Instruction						0	0
2100 Support Services - Students						0	0
2200 Support Services - Instructional Staff						0	0
Other Programs Subtotal (lines 9-11)	0	0				0	0
Total Expenditures (lines 4, 8, and 12)	535,057	104,861				673,670	650,918
Classroom Site Fund 013 - Performance Pay							
100 Regular Education							
1000 Instruction	965,913	187,411				1,038,544	1,133,324
2100 Support Services - Students						0	0
2200 Support Services - Instructional Staff						0	0
Program 100 Subtotal (lines 14-16)	965,913	187,411				1,038,544	1,133,324
200 Special Education							
1000 Instruction	85,948	16,513				0	102,461
2100 Support Services - Students						0	0
2200 Support Services - Instructional Staff						0	0
Program 200 Subtotal (lines 18-20)	85,948	16,513				0	102,461
Other Programs (Specify)							
1000 Instruction						0	0
2100 Support Services - Students						0	0
2200 Support Services - Instructional Staff						0	0
Other Programs Subtotal (lines 22-24)	0	0				0	0
Total Expenditures (lines 17, 21, and 25)	1,051,861	203,924				1,038,544	1,235,785
Classroom Site Fund 013 - Other							
100 Regular Education							
1000 Instruction	840,350	165,711				910,268	1,006,061
2100 Support Services - Students						0	0
2200 Support Services - Instructional Staff			84,500			84,500	84,500
Program 100 Subtotal (lines 27-29)	840,350	165,711	84,500			1,014,768	1,090,561
200 Special Education							
1000 Instruction	84,647	16,267				0	100,914
2100 Support Services - Students						0	0
2200 Support Services - Instructional Staff						0	0
Program 200 Subtotal (lines 31-33)	84,647	16,267	0			0	100,914
5+0 Dropout Prevention Programs							
1000 Instruction						0	0
Other Programs (Specify)							
1000 Instruction						0	0
2100 Support Serv. Students & Instructional Staff						0	0
Other Programs Subtotal (lines 36-37)	0	0				0	0
Total Expenditures (lines 30, 34, 35, and 38)	924,997	181,978	84,500			1,014,768	1,191,475
Total Classroom Site Funds (lines 13, 26, and 39)	2,491,915	490,763	84,500			2,725,882	3,065,178

(1) For FY 2016, the district has budgeted \$ _____ in Fund 010, subject code 6590 for Classroom Site Fund pass-through payments to district-sponsored charter schools. This amount is not included in the amounts reported for Fund 013.

The district has budgeted an amount in Fund 011 equal to the Classroom Site Fund Budget Limit as calculated on Page 8 of 8.

The district has budgeted an amount in Fund 012 equal to the Classroom Site Fund Budget Limit as calculated on Page 8 of 8.

The district has budgeted an amount in Fund 013 equal to the Classroom Site Fund Budget Limit as calculated on Page 8 of 8.

FUND 610 UNRESTRICTED CAPITAL OUTLAY (UCO) FUND

Expenditures	Rentals 6440	Library Books, Textbooks, & Instructional Aids (2) 6641-6643	Property (2) 6700	Redemption of Principal (3) 6831, 6832	Interest (4) 6841, 6842, 6850	All Other Object Codes (excluding 6900)	Totals		% Increase/ Decrease
							Prior FY 2015	Budget FY 2016	
1. Unrestricted Capital Outlay Override (1)							0	0	0.0%
2. Unrestricted Capital Outlay Fund 610 (6)	151,000	478,154					725,279	629,154	-13.3%
1000 Instruction									
2000 Support Services									
2100, 2200 Students and Instructional Staff									
2300, 2400, 2500, 2900 Administration			291,000			20,000	714,000	291,000	-59.2%
2600 Operation & Maintenance of Plant							85,000	20,000	-76.5%
2700 Student Transportation							413,600	0	-100.0%
3000 Operation of Noninstructional Services (5)									
4000 Facilities Acquisition and Construction									
5000 Debt Service									
Total Unrestricted Capital Outlay Fund (lines 2-9)	151,000	478,154	291,000	0	0	7,335,246	7,239,709	7,335,246	1.3%
							9,177,588	8,275,400	-9.8%
10.									

The district has budgeted an amount in the UCO Fund equal to the Unrestricted Capital Budget Limit as calculated on Page 8 of 8.

(1) Amounts in the Unrestricted Capital Outlay Override line 1 above must be included in the appropriate individual line items for Fund 610 and in the Budget Year Detail Column.

(2) Detail by object code:

6641 Library Books	Unrestricted	
6642 Textbooks	Capital Outlay	
6643 Instructional Aids		200,000
6731 Furniture and Equipment		278,154
6734 Vehicles		
6737 Tech Hardware & Software		291,000

(3) Includes principal on Capital Equity Fund loans of _____, principal on capital leases of _____, and principal on bonds of _____

(4) Includes interest on Capital Equity Fund loans of _____, interest on capital leases of _____, and interest on bonds of _____

(5) Expenditures Budgeted in Unrestricted Capital Outlay (UCO) Fund for Food Service

Enter the amount budgeted in UCO for Food Service [Amount will be used to determine district compliance with state matching requirements pursuant to CFR Title 7, §210.17(a)]

(6) Expenditures, if any, budgeted in the Unrestricted Capital Outlay Fund on lines 2-9 for the K-3 Reading Program as described in A.R.S. §15-211.

OTHER FUNDS—REQUIRED CAPITAL EXPENDITURE DETAIL (A.R.S. §15-904(B))

Expenditures	UNRESTRICTED CAPITAL OUTLAY Fund 610		BOND BUILDING Fund 630		NEW SCHOOL FACILITIES Fund 695	
	Prior FY	Budget FY	Prior FY	Budget FY	Prior FY	Budget FY
Total Fund Expenditures	9,177,588	8,275,400	1,994,889	1,735,182	50,000	
Select Object Codes Detail (1)						
6150 Classified Salaries	0		0		0	
6200 Employee Benefits	0		0		0	
6450 Construction Services	7,259,709	7,355,246	1,994,889	1,735,182	50,000	
6710 Land and Improvements	0		0		0	
6720 Buildings and Improvements	0		0		0	
6731 Furniture and Equipment	247,471	0	0		0	
6734 Vehicles	446,600		0		0	
6737 Technology Hardware & Software	538,000	291,600	0		0	
6831, 6832 Redemption of Principal	0		0		0	
6841, 6842, 6850 Interest	0		0		0	
Total (lines 2-11)	8,491,780	7,646,246	1,994,889	1,735,182	50,000	0
Total amounts reported on lines 2-11 above for:						
Renovation	0		0			
New Construction	0		0		0	
Other	0		0		0	
Total (lines 13-15, must equal line 12)	0	Check line 12	0	Check line 12	0	0

(1) Lines 2-11 may not include all budgeted expenditures of the fund. Total budgeted expenditures for each fund should be included on Line 1.

SPECIAL PROJECTS

	FTE		TOTAL ALL FUNCTIONS	
	Prior FY	Budget FY	Prior FY	Budget FY
FEDERAL PROJECTS				
1. 100-130 ESEA Title I - Helping Disadvantaged Children	6000	32.63	1,611,298	1,611,298
2. 140-150 ESEA Title II - Prof. Dev. and Technology	6000	0.60	283,651	283,651
3. 160 ESEA Title IV - 21st Century Schools	6000	0.00	0	0
4. 170-180 ESEA Title V - Promote Informed Parent Choice	6000	0.00	0	0
5. 190 ESEA Title III - Limited Eng. & Immigrant Students	6000	0.00	80,258	80,258
6. 200 ESEA Title VII - Indian Education	6000	0.00	17,000	17,000
7. 210 ESEA Title VI - Flexibility and Accountability	6000	36.62	1,064,888	1,124,095
8. 220 Johnson-O'Malley	6000	0.00	0	0
9. 240 Workforce Investment Act	6000	0.00	0	0
10. 250 AEA - Adult Education	6000	0.00	0	0
11. 260-270 Vocational Education - Basic Grants	6000	0.81	135,209	137,633
12. 280 ESEA Title X - Homeless Education	6000	0.00	0	0
13. 290 Medicaid Reimbursement	6000	0.30	144,762	125,205
14. 374 E-Rate	6000	0.00	101,047	135,000
15. 378 Impact Aid	6000	0.00	0	0
16. 300-399 Other Federal Projects (Besides E-Rate & Impact Aid)	6000	3.88	773,335	986,329
17. Total Federal Project Funds (lines 1-17)	6000	41.91	4,211,448	4,483,469
STATE PROJECTS				
19. 400 Vocational Education	6000	0.00	59,261	60,129
20. 410 Early Childhood Block Grant	6000	0.00	0	0
21. 420 Ext. School Yr. - Pupils with Disabilities	6000	0.00	0	0
22. 425 Adult Basic Education	6000	0.00	0	0
23. 430 Chemical Abuse Prevention Programs	6000	0.00	0	0
24. 435 Academic Contest	6000	0.00	0	0
25. 450 Gifted Education	6000	0.00	0	0
26. 460 Environmental Special Plate	6000	0.00	0	0
27. 465-499 Other State Projects	6000	4.00	239,069	240,500
28. Total State Project Funds (lines 19-27)	6000	4.00	298,330	300,629
29. Total Special Projects (lines 18 and 28)	6000	45.91	4,509,778	4,784,098

INSTRUCTIONAL IMPROVEMENT FUND (020)

	Prior FY	Budget FY
1. Teacher Compensation Increases	45,000	52,125
2. Class Size Reduction	0	0
3. Dropout Prevention Programs (M&O purposes)	275,000	485,283
4. Instructional Improvement Programs (M&O purposes)	320,000	537,408
5. Total Instructional Improvement Fund (lines 1-4)		

OTHER FUNDS (DO NOT Add to Aggregate)

	Prior FY	Budget FY
1. 050 County, City, and Town Grants	6000	0
2. 071 Structured English Immersion (1)	6000	290,194
3. 072 Compensatory Instruction (1)	6000	4,886
4. 500 School Plant (Lease over 1 year) (2)	6000	120,339
5. 505 School Plant (Lease 1 year or less)	6000	0
6. 506 School Plant (Sale)	6000	0
7. 510 Food Service	6000	0
8. 515 Civic Center	6000	3,085,328
9. 520 Community School	6000	270,879
10. 525 Auxiliary Operations	6000	3,010
11. 526 Extracurricular Activities Fees Tax Credit	6000	614,425
12. 530 Gifts and Donations	6000	616,297
13. 535 Career & Tech. Ed. & Voc. Ed. Projects	6000	80,906
14. 540 Fingerprint	6000	11,675
15. 545 School Opening	6000	0
16. 550 Insurance Proceeds	6000	251,011
17. 555 Textbooks	6000	19,432
18. 565 Litigation Recovery	6000	2,138
19. 570 Indirect Costs	6000	1,055,041
20. 575 Unemployment Insurance	6000	151,477
21. 580 Teacherage	6000	0
22. 585 Insurance Refund	6000	0
23. 590 Grants and Gifts to Teachers	6000	28,444
24. 595 Advertisement	6000	17,025
25. 596 Joint Technical Education	6000	63,204
26. 620 Adjacent Ways	6000	0
27. 639 Impact Aid Revenue Bond Building	6000	0
28. 640 School Plant - Special Construction	6000	82,210
29. 650 Gifts and Donations-Capital	6000	0
30. 660 Condemnation	6000	0
31. 665 Energy and Water Savings	6000	37,873
32. 686 Emergency Deficiencies Correction	6000	50,000
33. 691 Building Renewal Grant	6000	55,000
34. 700 Debt Service	6000	3,503,806
35. 720 Impact Aid Revenue Bond Debt Service	6000	0
36. Other	6000	4,886,505
INTERNAL SERVICE FUNDS 950-989		
1. 9__ Self-insurance	6000	0
2. 955 Intergovernmental Agreements	6000	0
3. 9__ OPEB	6000	0
4. 9__	6000	0

(1) From Supplement, page 3, line 10 and line 20, respectively.
 (2) Indicate amount budgeted in Fund 500 for M&O purposes

CALCULATION OF FY 2016 GENERAL BUDGET LIMIT
(A.R.S. §15-947.C)

		A. Maintenance and Operation	B. Unrestricted Capital Outlay
1. (a) FY 2016 Revenue Control Limit (RCL) (from Work Sheet E, line VIII, or Work Sheet F, line III)	\$ <u>29,388,316</u>		
* (b) Plus Adjustment for Growth (1)			
* (c) Increase or (Decrease) in 03 District High School Tuition Payments (A.R.S. §15-905.J) (1)			
(d) Adjusted RCL	\$ <u>29,388,316</u>	\$ <u>29,388,316</u>	\$ <u>0</u>
2. (a) FY 2016 District Additional Assistance (DAA) (from Work Sheet H, lines VII.E.1 and VII.F.1)	\$ <u>3,591,495</u>		
* (b) DAA Reduction for State Budget Adjustments (from Work Sheet H, lines VII.E.2 and VII.F.2)	<u>3,034,813</u>		
(c) Adjusted DAA	\$ <u>556,682</u>		<u>556,682</u>
3. FY 2016 Override Authorization (A.R.S. §§15-481 and 15-482)			
* (a) Maintenance and Operation			
* (b) Unrestricted Capital Outlay			
* (c) Special Program			
*4. Small School Adjustment for Districts with a Student Count of 125 or less in K-8 or 100 or less in 9-12 (A.R.S. §15-949) (if phase-down applies, see Work Sheets K and K2)			
*5. Tuition Revenue (A.R.S. §§15-823 and 15-824)			
Local			
(a) Individuals and Other Private Sources			
(b) Other Arizona Districts		<u>20,000</u>	
(c) Out-of-State Districts and Other Governments			
State			
(d) Certificates of Educational Convenience (A.R.S. §§15-825, 15-825.01, and 15-825.02)			
*6. State Assistance (A.R.S. §15-976) and Special Ed. Voucher Payments Received (A.R.S. §15-1204)			
*7. Increase Authorized by County School Superintendent for Accommodation Schools (not to exceed Work Sheet S, line II.B.5) (A.R.S. §15-974.B)			
8. Budget Increase for:			
(a) Desegregation Expenditures (A.R.S. §15-910.G-K)			
* (b) Tuition Out Debt Service (from Work Sheet O, line 7) (A.R.S. §15-910.L)		<u>0</u>	
* (c) Budget Balance Carryforward (from Work Sheet M, line 12) (A.R.S. §15-943.01)		<u>1,150,627</u>	
(d) Dropout Prevention Programs (Laws 1992, Ch. 305, §32 and Laws 2000, Ch. 398, §2)			
(e) Registered Warrant or Tax Anticipation Note Interest Expense Incurred in FY 2014 (A.R.S. §15-910.M)			
* (f) Joint Career and Technical Education and Vocational Education Center (A.R.S. §15-910.01)			
* (g) FY 2015 Performance Pay Unexpended Budget Carryforward (from Work Sheet M, line 6.h) (A.R.S. §15-920)		<u>0</u>	
(h) Excessive Property Tax Valuation Judgments (A.R.S. §§42-16213 and 42-16214)			
* (i) Transportation Revenues for Attendance of Nonresident Pupils (A.R.S. §§15-923 and 15-947)			
*9. Adjustment to the General Budget Limit (A.R.S. §§15-272, 15-905.M, 15-910.02, and 15- 915) Include year(s) and descriptions, as applicable.			
(a) Prior Year Over Expenditures/Resolutions:			
(b) Decrease for Transfer from M&O to Energy and Water Savings Fund			
(c) Increase for Energy and Water Savings Fund Transfer to M&O			
(d) JTED Reduction			
(e) Noncompliance Adjustment			
(f) ADM Audit Adjustment			
(g) Other:			
10. FY 2016 General Budget Limit (column A, lines 1 through 9) (A.R.S. §15-905.F) (page 1, line 31 cannot exceed this amount)		\$ <u>30,558,943</u>	
11. Total Amount to be Used for Capital Expenditures (column B, lines 1 through 8) (A.R.S. §15-905.F) (to page 8, line A.11)			\$ <u>556,682</u>

* Subject to adjustment prior to May 15 as allowed by A.R.S. Revisions are described in the instructions for these lines, as needed.

(1) For budget adoption, this line should be left blank.

CALCULATION OF UNRESTRICTED CAPITAL BUDGET LIMIT

A. 1. FY 2015 Unrestricted Capital Budget Limit (UCBL) (from FY 2015 latest revised Budget, page 8, line A.12)	\$ 9,177,588
2. Total UCBL Adjustment for prior years as notified by ADE on BUDG75 report (For budget adoption, use zero.)	\$
3. Adjusted Amount Available for FY 2015 Capital Expenditures (line A.1 + A.2)	\$ 9,177,588
4. Amount Budgeted in Fund 610 in FY 2015 (from FY 2015 latest revised Budget, page 4, line 10)	\$ 9,177,588
5. Lesser of line A.3 or the sum of line A.4 and any positive adjustment on line A.2	\$ 9,177,588
6. FY 2015 Fund 610 Actual Expenditures (For budget adoption use actual expenditures to date plus estimated expenditures through fiscal year-end.)	\$ 1,475,460
7. Unexpended Budget Balance in Fund 610 (line A.5 minus A.6) If negative, use zero in calculation, but show negative amount here in parentheses.	\$ 7,702,128
8. Interest Earned in Fund 610 in FY 2015	\$ 16,590
9. Monies deposited in Fund 610 from School Facilities Board for donated land (A.R.S. §15-2041.F)	\$
10. Adjustment to UCBL for FY 2016 (A.R.S. §15-905.M) Include year(s) and descriptions, as applicable. (a) Prior Year Over Expenditures/Resolutions:	\$
(b) Increase to UCBL Due to Greater than Anticipated Growth (from FY2015 BUDG75)	\$
(c) JTED Reduction	\$
(d) ADM Audit Adjustment	\$
(e) Other:	\$
11. Amount to be Used for Capital Expenditures (from page 7, line 11)	\$ 556,682
12. FY 2016 Unrestricted Capital Budget Limit (lines A.7 through A.11) (1)	\$ 8,275,400

CALCULATION OF CLASSROOM SITE FUND BUDGET LIMIT

	Fund 011	Fund 012	Fund 013	Payments to Charter Schools	Total Fund 010
B. 1. FY 2015 Classroom Site Fund Budget Limit (from FY 2015 latest revised Budget, page 8, line 7 of detailed table)	673,670	1,038,544	1,014,768	0	2,726,982
2. FY 2015 Actual Expenditures (For budget adoption use actual expenditures to date plus estimated expenditures through fiscal year-end.)	470,520	676,280	696,481		1,843,281
3. Unexpended Budget Balance (line B.1 minus B.2)	203,150	362,264	318,287	0	883,701
4. Interest Earned in the Classroom Site Fund in FY 2015	616	1,217	884		2,717
5. FY 2016 Classroom Site Fund Allocation (provided by ADE, based on \$327) Enter the total allocation in the Total Fund 010 column. Funds 011, 012, and 013 will automatically calculate.	436,152	872,304	872,304		2,180,758
6. Adjustments to FY 2016 Classroom Site Fund Budget Limit (2)					0
7. FY 2016 Classroom Site Fund Budget Limit (Sum of lines B.3 through B.6) (3)	639,918	1,235,785	1,191,475	0	3,067,176

- (1) The amount budgeted on page 4, line 10 cannot exceed this amount.
- (2) This line may be used to recapture lost CSF budget capacity that resulted from underbudgeting in prior fiscal years.
- (3) The amounts budgeted on page 3, lines 13, 26, 39, 40, and footnote (1) on that page, cannot exceed the respective amounts on this line.

DISTRICT NAME

Humboldt Unified School District No. 22

COUNTY

YAVAPAI

CTD NUMBER 130222000

VERSION Proposed

FY 2016
STATE OF ARIZONA



SUPPLEMENT

TO

SCHOOL DISTRICT ANNUAL EXPENDITURE BUDGET
FOR DISTRICTS THAT BUDGET FOR:

SPECIAL K-3 PROGRAM OVERRIDE (A.R.S. §15-903.D and Laws 2010, Ch. 179, §4)

JOINT CAREER AND TECHNICAL EDUCATION AND VOCATIONAL EDUCATION CENTER (A.R.S. §15-910.01)

ENGLISH LANGUAGE LEARNERS (A.R.S. §§15-756.04 and 15-756.11)

M&O Fund Supplement	FTE		Salaries	Employee Benefits	Purchased Services 6300, 6400, 6500	Supplies	Other	Totals		% Increase/ Decrease
	Prior FY	Budget FY						Prior FY	Budget FY	
Expenditures										
520 Special K-3 Program Override	0.00					6600	6800	0	0	0.0%
1000 Instruction										
2000 Support Services										
2100 Students	0.00									0.0%
2200 Instructional Staff	0.00									0.0%
2300 General Administration	0.00									0.0%
2400 School Administration	0.00									0.0%
2500 Central Services	0.00									0.0%
2600 Operation & Maintenance of Plant	0.00									0.0%
2900 Other	0.00									0.0%
3000 Operation of Noninstructional Services	0.00									0.0%
Subtotal (lines 1-9) (to Budget, page 1, line 27)	0.00	0.00	0	0	0	0	0	0	0	0.0%
540 Joint Career and Technical Education & Vocational Education Center										
1000 Instruction	0.00									0.0%
2000 Support Services										
2100 Students	0.00									0.0%
2200 Instructional Staff	0.00									0.0%
2300 General Administration	0.00									0.0%
2400 School Administration	0.00									0.0%
2500 Central Services	0.00									0.0%
2600 Operation & Maintenance of Plant	0.00									0.0%
2900 Other	0.00									0.0%
3000 Operation of Noninstructional Services	0.00									0.0%
Subtotal (lines 11-19) (to Budget, page 1, line 29)	0.00	0.00	0	0	0	0	0	0	0	0.0%

Unrestricted Capital Outlay Fund Supplement	Rentals 6440	Library Books, Textbooks, & Instructional Aids 6641-6643	Property 6700	Redemption of Principal 6831, 6832	Interest 6841, 6842, 6850	All Other Object Codes (excluding 6900)	Totals		% Increase/ Decrease
							Prior FY 2015	Budget FY 2016	
Expenditures									
520 Special K-3 Program Override									
1000 Instruction									0.0% 21.
2000 Support Services									0.0% 22.
3000 Operation of Noninstructional Services									0.0% 23.
4000 Facilities Acquisition & Construction									0.0% 24.
5000 Debt Service									0.0% 25.
Subtotal (lines 21-25)	0	0	0	0	0	0	0	0	0.0% 26.
540 Joint Career and Technical Education & Vocational Education Center									
1000 Instruction									0.0% 27.
2000 Support Services									0.0% 28.
3000 Operation of Noninstructional Services									0.0% 29.
4000 Facilities Acquisition & Construction									0.0% 30.
5000 Debt Service									0.0% 31.
Subtotal (lines 27-31)	0	0	0	0	0	0	0	0	0.0% 32.
Total (lines 26 & 32) (include in Fund 610 Budget, page 4, lines 2-9)	0	0	0	0	0	0	0	0	0.0% 33.

English Language Learners Supplement Expenditures	FTE		Salaries 6100	Employee Benefits 6200	Purchased Services 6300, 6400, 6500	Supplies 6600	Property	Other 6800	Totals		% Increase/ Decrease
	Prior FY	Budget FY							Prior FY 2015	Budget FY 2016	
Structured English Immersion Fund 071											
1000 Instruction	1.00	7.50	310,300	99,197			6700	6800	287,333	409,497	42.5%
2000 Support Services	0.00								0	0	0.0%
2100 Students	0.00								1,429	1,929	35.0%
2200 Instructional Staff	0.00				1,929				0	0	0.0%
2300 General Administration	0.00								0	0	0.0%
2400 School Administration	0.00								1,432	1,432	0.0%
2500 Central Services	0.00				1,432				0	0	0.0%
2600 Operation & Maintenance of Plant	0.00								0	0	0.0%
2700 Student Transportation	0.00								0	0	0.0%
2900 Other	0.00								0	0	0.0%
Total (lines 1-9) (to Budget, page 6, Other Funds, line 2)	1.00	7.50	310,300	99,197	3,361	0	0	0	290,194	412,858	42.3%
Compensatory Instruction Fund 072											
1000 Instruction	0.00								0	0	0.0%
2000 Support Services	0.00								2,025	0	-100.0%
2100 Students	0.00								244	0	-100.0%
2200 Instructional Staff	0.00								1,185	0	-100.0%
2300 General Administration	0.00								0	0	0.0%
2400 School Administration	0.00								1,432	0	-100.0%
2500 Central Services	0.00								0	0	0.0%
2600 Operation & Maintenance of Plant	0.00								0	0	0.0%
2700 Student Transportation	0.00								0	0	0.0%
2900 Other	0.00								0	0	0.0%
Total (lines 11-19) (to Budget, page 6, Other Funds, line 3)	0.00	0.00	0	0	0	0	0	0	4,886	0	-100.0%



**BUDGET WORK SHEETS
FOR FISCAL YEAR 2016**

	WORK SHEET TITLE	PAGE
A.	Adjustment for Tuition Loss and Student Revenue Loss Phase-Down (Optional)	1
B.	Support Level Weights and PSD-12 Weighted Student Counts.	2
C.	Base Support Level and Base Revenue Control Limit	3
Q2.	Weighted Student Count: AOI Students	4
D.	Transportation Support Level and Transportation Revenue Control Limit	5
E.	District Support Level and Revenue Control Limit	6
F.	Consolidation/Unification Assistance.	6
G.	District Additional Assistance High School Student Count (Type 03)	6
H.	District Additional Assistance	7
J.	Equalization Base and Assistance	8
K.	Small School Adjustment Phase Down Limit	9
K2.	Maximum Small School Adjustment Override	10
L.	Impact Aid Fund (ESEA, Title VIII)	11
M.	Maintenance and Operation Fund Budget Balance Carryforward	12
O.	Tuition Out for High School Students	13
S.	Equalization Assistance for an Accommodation School	14

B. WORK SHEET FOR FY 2016 SUPPORT LEVEL WEIGHTS AND PSD-12 WEIGHTED STUDENT COUNTS
(A.R.S. §15-943 and Laws 2014, Ch. 214, §5)

A. Unweighted Student Count	PSD	K-8	9-12
1. FY 2016 Non-AOI Student Count	40.585	3,901.651	1,597.063
2. FY 2016 AOI Full-Time Student Count		+	+
3. FY 2016 AOI Part-Time Student Count		+	+
4. Subtotal (lines A.1 through A.3)	= 40.585	= 3,901.651	= 1,597.063
5. District Sponsored Charter School Estimated ADM			
6. Total Student Count	= 40.585	= 3,901.651	= 1,597.063

B. Support Level Weights for Districts	DESIGNATED AS ISOLATED		NOT DESIGNATED AS ISOLATED	
	K-8	9-12	K-8	9-12
Student Count 0.001-99.999 (from line A.4) Support Level Weight	1.559	1.669	1.399	1.559
Student Count 100.000-499.999				
Student Count Constant	500.000	500.000	500.000	500.000
FY 2015 Student Count (from line A.4)	-			
Difference	=			
Weight Adjustment Factor	x 0.0005	0.0005	0.0003	0.0004
Support Level Weight Increase	=			
Support Level Weight	+ 1.358	1.468	1.278	1.398
FY 2015 Adjusted Support Level Weight	=			
Student Count 500.000-599.999				
Student Count Constant	600.000	600.000	600.000	600.000
FY 2015 Student Count (from line A.4)	-			
Difference	=			
Weight Adjustment Factor	x 0.0020	0.0020	0.0012	0.0013
Support Level Weight Increase	=			
Support Level Weight	+ 1.158	1.268	1.158	1.268
FY 2015 Adjusted Support Level Weight	=			
Student Count 600.00 or More (from line A.4) Support Level Weight			1.158	1.268
Joint Technical Education District Support Level Weight (A.R.S. §15-943.02)				1.339

C. PSD-12 WEIGHTED STUDENT COUNT

1. PSD (from line A.6)
2. District (from line A.1, A.2, or A.3)
 - a. K-8
 - b. 9-12
3. Charter School (from line A.5)
 - a. K-8
 - b. 9-12
4. Total
 - a. K-8 (C.2.a + C.3.a)
 - b. 9-12 (C.2.b + C.3.b)
5. Total Student Count (C.1 + C.4.a + C.4.b)

Non-AOI Student Count	AOI Full-Time Student Count	AOI Part-Time Student Count	Support Level Weight	Non-AOI Weighted Student Count	AOI Full-Time Weighted Student Count	AOI Part-Time Weighted Student Count
40.585			x 1.450	= 58.848		
3,901.651	0.000	0.000	x 1.158	= 4,518.112	0.000	0.000
1,597.063	0.000	0.000	x 1.268	= 2,025.076	0.000	0.000
0.000			x 1.158	= 0.000		
0.000			x 1.268	= 0.000		
3,901.651	0.000	0.000		4,518.112	0.000	0.000
1,597.063	0.000	0.000		2,025.076	0.000	0.000
5,539.299	0.000	0.000		6,602.036	0.000	0.000

C. WORK SHEET FOR FY 2016 BASE SUPPORT LEVEL (BSL) AND BASE REVENUE CONTROL LIMIT (BRCL)
(A.R.S. §§15-808, 15-943, and 15-944.E)

WEIGHTED STUDENT COUNT

I. A. FY 2016 Non-AOI Student Count (from Work Sheet B, line C.5)

Non-AOI Student Count	x	Support Level Weight	=	Non-AOI Weighted Student Count
5,539.299				6,602.036

B. Student Count Add-ons (1)

1. Hearing Impairment
2. K-3
3. K-3 Reading (2)
4. English Learners (ELL)
5. MD-R, A-R, and SID-R
6. MD-SC, A-SC, and SID-SC
7. Multiple Disabilities Severe Sensory Impairment
8. Orthopedic Impairment (Resource)
9. Orthopedic Impairment (Self Contained)
10. Preschool-Severe Delay
11. DD, ED, MHD, SLD, SLI, & OHI
12. Emotional Disability (Private)
13. Moderate Intellectual Disability
14. Visual Impairment
15. Total Add-on Count (I.B.1 through I.B.14)

0.500	x	4.771	=	2.386
1,706.250	x	0.060	=	102.375
1,706.250	x	0.040	=	68.250
180.106	x	0.115	=	20.712
40.400	x	6.024	=	243.370
30.370	x	5.833	=	177.148
6.500	x	7.947	=	51.656
0.220	x	3.158	=	0.695
12.960	x	6.773	=	87.778
9.600	x	3.595	=	34.512
623.017	x	0.003	=	1.869
15.960	x	4.822	=	76.959
13.710	x	4.421	=	60.612
0.475	x	4.806	=	2.283
4,346.318				930.605
				7,532.641
				(I.A + I.B.15, this column)

II. FY 2016 Non-AOI Weighted Student Count

III. FY 2016 AOI FT Weighted Student Count (from Work Sheet C2, line II)

IV. FY 2016 AOI PT Weighted Student Count (from Work Sheet C2, line IV)

AOI Weighted Student Count	x	Funding Ratio	=	Adjusted AOI Weighted Student Count
0.000	x	95%	=	0.000
0.000	x	85%	=	0.000

CALCULATION OF FY 2016 BSL AND BRCL

V. Total Weighted Student Count (line II + III + IV)

VI. A. Base Level Amount \$3,426.74 - To include Teacher Compensation, use Base Level of \$3,469.57

(A.R.S. §§15-901, as amended by Laws 2015, Ch. 15, §4, and 15-952)

B. Additional Inflation Amount \$54.31 - To include Teacher Comp, use \$54.99 (Laws 2015, Ch. 8, §34)

C. Total Base Level and Additional Inflation (line VI.A + VI.B)

D. Increase for 200 Days of Instruction (line VI.C x 5%) (A.R.S. §15-902.04) Check here to calculate.

E. Adjusted FY 2016 Base Level Amount (line VI.C + VI.D) (to Work Sheet K, line I.G and II.G)

VII. Result (line V x VI.E)

VIII. Teacher Experience Index (TEI) (If actual TEI is less than 1.0000 use 1.0000)

IX. Result (line VII x VIII)

X. Increase for Tuition Loss Adjustment (from all copies of Work Sheet A, line I.1)

XI. Increase for Student Revenue Loss Phase-Down (from Work Sheet A, line II)

XII. FY 2014 Nonfederal Audit Service Actual Expenditures (3) \$ 50,353.00 x 1.00 = \$ 50,353.00

XIII. Decreases for Charter School Federal and State Monies Received

XIV. FY 2016 BSL and BRCL (sum lines IX through XII minus line XIII) (to Work Sheet E, line I)

	7,532.641
\$	3,469.57
\$	54.99
\$	3,524.56
\$	
\$	3,524.56
\$	26,549,245.16
	1.0000
\$	26,549,245.16
\$	
\$	
\$	50,353.00
-\$	
\$	26,599,598.16

Portion of line IX amount from total K-3 and total K-3 Reading weighted student counts: (2)

K-3	\$	360,826.83
K-3 Reading	\$	240,551.22

(1) The Non-AOI Student Count for districts with district sponsored charter schools (DSCS) includes the district student count plus the estimated charter school student count for students that did not attend a district school last year.

(2) Districts assigned a letter grade of C, D, or F, in accordance with A.R.S. §15-241 and Laws 2015, Ch. 76, §1, or that have more than 10% of their pupils in grade three reading far below the third grade level according to the reading portion of the AIMS test, or a successor test, will receive monies for this weight only after the district's K-3 Reading Program Plan is approved by the State Board of Education. A.R.S. §15-211

(3) A.R.S. §15-914.F allows districts to increase the BSL if financial and compliance audit costs will be incurred for the budget year.

Enter the FY 2014 nonfederal audit expenditures on line XII.

Enter the FY 2014 federal audit expenditures from all funds to the right (should agree to FY 2014 AFR).

\$ _____

Enter the total FY 2014 audit expenditures from all funds to the right.

\$ _____

Do not include costs of consulting or other nonaudit services paid to audit firms (e.g., application fees paid for submission of district's reports to ASBO and GFOA for certification or for the preparation of the Meritorious Budget Award application to ASBO) in the amounts reported on Line XII or in this footnote.

C2. WORK SHEET FOR FY 2016 WEIGHTED STUDENT COUNT: AOI STUDENTS
(A.R.S. §§15-808 and 15-943)

Note: To be completed by school districts that offer AOI instruction.

AOI FULL-TIME (FT) WEIGHTED STUDENT COUNT

I. A. FY 2016 AOI FT Student Count (from Work Sheet B, line C.5)

AOI FT Student Count	x	Support Level Weight	=	AOI FT Weighted Student Count
0.000				0.000

B. Student Count Add-ons

1. Hearing Impairment
2. K-3
3. K-3 Reading (1)
4. English Learners (ELL)
5. MD-R, A-R, and SID-R
6. MD-SC, A-SC, and SID-SC
7. Multiple Disabilities Severe Sensory Impairment
8. Orthopedic Impairment (Resource)
9. Orthopedic Impairment (Self Contained)
10. Preschool-Severe Delay
11. DD, ED, MIID, SLD, SLI, & OHI
12. Emotional Disability (Private)
13. Moderate Intellectual Disability
14. Visual Impairment
15. Total Add-on Count (I.B.1 through I.B.14)

	x	4.771	=	0.000
	x	0.060	=	0.000
	x	0.040	=	0.000
	x	0.115	=	0.000
	x	6.024	=	0.000
	x	5.833	=	0.000
	x	7.947	=	0.000
	x	3.158	=	0.000
	x	6.773	=	0.000
	x	3.595	=	0.000
	x	0.003	=	0.000
	x	4.822	=	0.000
	x	4.421	=	0.000
	x	4.806	=	0.000
		0.000		0.000
				0.000
				(I.A + I.B.15, this column)

II. FY 2016 AOI FT Weighted Student Count

AOI PART-TIME (PT) WEIGHTED STUDENT COUNT

III. A. FY 2016 AOI PT Student Count (from Work Sheet B, line C.5)

AOI PT Student Count	x	Support Level Weight	=	AOI PT Weighted Student Count
0.000				0.000

B. Student Count Add-ons

1. Hearing Impairment
2. K-3
3. K-3 Reading (1)
4. English Learners (ELL)
5. MD-R, A-R, and SID-R
6. MD-SC, A-SC, and SID-SC
7. Multiple Disabilities Severe Sensory Impairment
8. Orthopedic Impairment (Resource)
9. Orthopedic Impairment (Self Contained)
10. Preschool-Severe Delay
11. DD, ED, MIID, SLD, SLI, & OHI
12. Emotional Disability (Private)
13. Moderate Intellectual Disability
14. Visual Impairment
15. Total Add-on Count (III.B.1 through III.B.14)

	x	4.771	=	0.000
	x	0.060	=	0.000
	x	0.040	=	0.000
	x	0.115	=	0.000
	x	6.024	=	0.000
	x	5.833	=	0.000
	x	7.947	=	0.000
	x	3.158	=	0.000
	x	6.773	=	0.000
	x	3.595	=	0.000
	x	0.003	=	0.000
	x	4.822	=	0.000
	x	4.421	=	0.000
	x	4.806	=	0.000
		0.000		0.000
				0.000
				(III.A + III.B.15, this column)

IV. FY 2016 AOI PT Weighted Student Count

- (1) Districts assigned a letter grade of C, D, or F, in accordance with A.R.S. §15-241, and Laws 2015, Ch. 76, §1, or that have more than 10% of their pupils in grade three reading far below the third grade level according to the reading portion of the AIMS test, or a successor test, will receive monies for this weight only after the district's K-3 Reading Program Plan is approved by the State Board of Education. A.R.S. §15-211

D. WORK SHEET FOR FY 2016 TRANSPORTATION SUPPORT LEVEL (TSL) (A.R.S. §§15-945, as amended by Laws 2015, Ch. 15, §6, and 15-816.01) AND TRANSPORTATION REVENUE CONTROL LIMIT (TRCL) (A.R.S. §15-946)

TABLE I

Approved Daily Route Miles per Eligible Student Transported	FY 2016 State Support Level per Route Mile
I. 0.5 or Less	2.53
II. More than 0.5, through 1.0	2.07
III. More than 1.0	2.53

TABLE II FACTORS

Approved Daily Route Miles per Eligible Students Transported	Unified or an Accommodation School that offers instruction in grades 9-12 or a Common School District Not in a High School District (Type 01, 02, or 03)	Common School District within a High School District or an Accommodation School that does not offer instruction in grades 9-12 (Type 01 or 04)	High School District (Type 05)
I. 1.0 or Less	0.15	0.10	0.25
II. More than 1.0	0.18	0.12	0.30

TSL CALCULATION

I. Approved Daily Route Miles per Eligible Student Transported	
A. FY 2015 Approved Daily Route Miles	4,047.000
B. Number of Eligible Students Transported in FY 2015	2,436.000
C. Approved Daily Route Miles per Eligible Student Transported (I.A + I.B)	1.661
II. To and From School Support Level	
A. Annual Route Miles (Line I.A x 180 or 200, as applicable) <input type="checkbox"/> Check here if approved for 200 Days of Instruction	728,460.000
B. State Support Level per Route Mile (use Table I based on I.C)	\$ 2.53
C. 1. FY 2015 Annual Expenditure for Bus Tokens	\$ 0.00
2. FY 2015 Annual Expenditure for Bus Passes	\$ 0.00
D. To and From School Support Level [(II.A x II.B) + II.C.1 + II.C.2]	\$ 1,843,003.80
III. Academic Education, Career and Technical Education, Vocational Education, and Athletic Trips Support Level	
A. Factor from Table II (based on I.C and district type)	0.180
B. Academic Education, Career and Technical Education, Vocational Ed., and Athletic Trips Support Level (II.A x II.B x III.A)	\$ 331,740.68
IV. Extended School Year Support Level for Pupils with Disabilities	
A. Actual Route Miles traveled in July and August 2014 to Transport Pupils w/Disabilities for Extended School Year	1,681.000
B. Estimated Route Miles Traveled in June 2015 to Transport Pupils w/Disabilities for Extended School Year	1,200.000
C. Total Extended School Year Route Miles (IV.A + IV.B)	2,881.000
D. State Support Level per Route Mile (use Table I based on I.C)	\$ 2.53
E. Extended School Year Support Level for Pupils with Disabilities (IV.C x IV.D)	\$ 7,288.93
V. FY 2016 TSL (lines II.D + III.B + IV.E) (to Work Sheet E, line III)	\$ 2,182,033.41
VI. Support Level Change	
A. FY 2015 Transportation Support Level	\$ 2,182,222.06
B. Transportation Support Level Change (If result is negative, enter 0) (V- VI.A)	\$ 0.00

TRCL CALCULATION

VII. FY 2015 Transportation Revenue Control Limit	\$ 2,788,717.62
VIII. FY 2016 Transportation Revenue Control Limit	
A. Preliminary FY 2016 Transportation Revenue Control Limit (VI.B + VII)	\$ 2,788,717.62
B. 120% of FY 2016 Transportation Support Level (V x 1.20)	\$ 2,618,440.09
C. Adjusted FY 2016 Transportation Revenue Control Limit (if line VIII.A is greater than line VIII.B use line VII, otherwise use line VIII.A.)	\$ 2,788,717.62
D. FY 2016 Transportation Revenue Control Limit (the greater of line V or VIII.C) (to Work Sheet E, line VII)	\$ 2,788,717.62

E. WORK SHEET FOR FY 2016 DISTRICT SUPPORT LEVEL (DSL) AND REVENUE CONTROL LIMIT (RCL) (A.R.S. §§15-947 and 15-951)

CALCULATION OF THE DSL

I. FY 2016 Base Support Level/Base Revenue Control Limit (from Work Sheet C, line XIV)	\$ <u>26,599,598.16</u>
II. Tuition Out for High School Students (from Work Sheet O, line 13) [Applies only to tuition for high school students if the District of Residence is a common school NOT within a high school district (Type 03).]	\$ <u>0.00</u>
III. FY 2016 Transportation Support Level (from Work Sheet D, line V)	\$ <u>2,182,033.41</u>
IV. FY 2016 District Support Level (sum of lines I through III)	\$ <u>28,781,631.57</u>

CALCULATION OF THE RCL

V. FY 2016 Base Support Level/Base Revenue Control Limit (from line I above)	\$ <u>26,599,598.16</u>
VI. Tuition Out for High School Students (from Work Sheet O, line 13) [Applies only to tuition for high school students if the District of Residence is a common school NOT within a high school district (Type 03).]	\$ <u>0.00</u>
VII. FY 2016 Transportation Revenue Control Limit (from Work Sheet D, line VIII.D)	\$ <u>2,788,717.62</u>
VIII. FY 2016 Revenue Control Limit (sum of lines V through VII) [to Budget, page 7, line 1(a)]	\$ <u>29,388,315.78</u>

F. WORK SHEET FOR FY 2016 CONSOLIDATION/UNIFICATION ASSISTANCE (A.R.S. §§15-912 and 15-912.01)

I. Consolidation/Unification Increase for Transitional Costs incurred in first year	_____
II. FY 2016 District Support Level (line I + Work Sheet E, line IV)	\$ <u>0.00</u>
III. FY 2016 Revenue Control Limit (line I + Work Sheet E, line VIII) [to Budget, page 7, line 1(a)]	\$ <u>0.00</u>

G. WORK SHEET FOR FY 2016 DISTRICT ADDITIONAL ASSISTANCE HIGH SCHOOL STUDENT COUNT FOR COMMON SCHOOL DISTRICTS NOT WITHIN A HIGH SCHOOL DISTRICT (TYPE 03) (A.R.S. §15-951.C)

I. High School Student Count Tuitioned Out (from Work Sheet O, line 6)	_____ 0.000
II. High School Student Count Transported by District of Residence to District of Attendance	_____
III. 50% of High School Student Count Transported by District of Residence to District of Attendance (Line II x .5) (to Work Sheet H, line V.A column 9-12)	_____ 0.000

H. WORK SHEET FOR FY 2016 DISTRICT ADDITIONAL ASSISTANCE (DAA)
 (A.R.S. §§15-183, 15-185, 15-951.C, 15-961, 15-962.01; and 15-963.B, and Laws 2015, Ch. 15, §§1, 11, 12, 13 and 17)

TABLE TO CALCULATE DAA PER STUDENT COUNT

	K-8	9-12
I. FY 2016 Actual Student Count: .001 - 99.999		
DAA per Student Count	\$ 544.58	\$ 601.24
II. FY 2016 Actual Student Count: 100.000 - 499.999		
A. Student Count Constant	500.000	500.000
B. Actual Student Count (from Work Sheet B, line A.4)	-	-
C. Difference	= 0.000	= 0.000
D. Weight Adjustment Factor	x 0.0003	x 0.0004
E. Support Level Weight Increase	= 0.000	= 0.000
F. Support Level Weight	+ 1.278	+ 1.398
G. Adjusted Support Level Weight	= 0.000	= 0.000
H. Support Level Amount	x \$ 389.25	x \$ 405.59
I. DAA per Student Count	= \$ 0.00	= \$ 0.00
III. FY 2016 Actual Student Count: 500.000 - 599.999		
A. Student Count Constant	600.000	600.000
B. Actual Student Count (from Work Sheet B, line A.4)	-	-
C. Difference	= 0.000	= 0.000
D. Weight Adjustment Factor	x 0.0012	x 0.0013
E. Support Level Weight Increase	= 0.000	= 0.000
F. Support Level Weight	+ 1.158	+ 1.268
G. Adjusted Support Level Weight	= 0.000	= 0.000
H. Support Level Amount	x \$ 389.25	x \$ 405.59
I. DAA per Student Count	= \$ 0.00	= \$ 0.00
IV. FY 2016 Actual Student Count: 600.000 or More & JTED		
DAA per Student Count	\$ 450.76	\$ 492.94

CALCULATIONS FOR DAA

	PSD	K-8	9-12
V. District Additional Assistance Base			
A. FY 2016 Student Count (from Work Sheet B, line A.4 and Work Sheet G, line III for type 03 districts)	40.585	3,901.651	1,597.063
B. DAA per Student Count (from Table above)	x \$ 450.76	x \$ 450.76	x \$ 492.94
C. DAA Base (line V.A x line V.B)	= \$ 18,294.09	= \$ 1,758,708.20	= \$ 787,256.24
VI. District Additional Assistance Growth Factor			
A. FY 2016 Student Count (from Work Sheet B, line A.4 and Work Sheet G, line II for type 03 districts)		5,539.299	
B. FY 2015 Student Count		+	3,231.116
C. FY 2016 DAA Growth Factor (VI.A ÷ VI.B)		=	1.7144
VII. Adjusted District Additional Assistance			
A. DAA Base (from line V.C)	\$ 18,294.09	\$ 1,758,708.20	\$ 787,256.24
B. Adjusted Growth Factor (if line VI.C is < or = 1.05, use 1.0, if > 1.05, use 1 plus 50% of the increase)	x 1.3572	x 1.3572	x 1.3572
C. FY 2016 DAA (VII.A x VII.B)	= \$ 24,828.74	= \$ 2,386,918.77	= \$ 1,068,464.17
D. DAA for High School Textbooks			
1. FY 2016 Actual 9-12 Student Count (from Work Sheet B, line A.4)			1,597.063
2. Support Level Amount for Textbooks			x \$ 69.68
3. DAA for Textbooks (VII.D.1 x VII.D.2)			= \$ 111,283.35
E. 9-12 DAA (including charter additional assistance and capital transportation adjustment from lines below)			
1. FY 2016 9-12 DAA (9-12 lines VII.C + VII.D.3 + VII.G.7 + VII.H) (to Budget, page 7, line 2.a)			= \$ 1,179,747.52
2. 9-12 DAA Reduction for State Budget Adjustments (to Budget, page 7, line 2.b)			- \$ 996,886.65
3. Adjusted FY 2016 9-12 DAA (VII.E.1-VII.E.2) (to Work Sheet J, line II.E)			= \$ 182,860.87
F. PSD and K-8 DAA (including charter additional assistance and capital transportation adjustment from lines below)			
1. FY 2016 PSD and K-8 DAA (PSD and K-8 lines VII.C + VII.G.7 + VII.H) (to Budget, page 7, line 2.a)			= \$ 2,411,747.51
2. PSD and K-8 DAA Reduction for State Budget Adjustments (to Budget, page 7, line 2.b)			- \$ 2,037,926.65
3. Adjusted FY 2016 PSD and K-8 DAA (VII.F.1-VII.F.2) (to Work Sheet J, line II.E)			= \$ 373,820.86
G. Charter Additional Assistance (CAA)			
1. FY 2016 Charter School Student Count (from Work Sheet B, line A.5)	0.00	0.00	0.00
2. CAA per Student	\$ 1,734.92	\$ 1,734.92	\$ 2,022.02
3. FY 2016 CAA (line VII.G.1 x line VII.G.2)	\$ 0.00	\$ 0.00	\$ 0.00
4. DAA per Student (recalculated factor from lines I through IV including student count amount from line VII.G.1)	\$ 450.76	\$ 0.00	\$ 0.00
5. DAA for Charter Students (line VII.G.1 x line VII.G.4 (plus line VII.D.2 for 9-12 only))	\$ 0.00	\$ 0.00	\$ 0.00
6. Difference (line VII.G.3 - VII.G.5)	\$ 0.00	\$ 0.00	\$ 0.00
7. Adjusted FY 2016 CAA (line VII.G.6 x 50%)	\$ 0.00	\$ 0.00	\$ 0.00
H. Capital Transportation Adjustment A.R.S. §15-963.B	\$	\$	\$

J. WORK SHEET FOR EQUALIZATION BASE AND ASSISTANCE (A.R.S. §§15-971.A and .B and 15-992)

	PSD-8	9-12
I. A. Total FY 2016 PSD and K-8 Weighted State Aid Student Count		
1. PSD (from Work Sheet B, line C.1)	58,848	
2. K-8 (from Work Sheet B, line C.4.a, Total Non-AOI and AOI Counts)	4,518.112	
B. Total FY 2016 PSD-8 and 9-12 Weighted State Aid Student Count (Total Non-AOI and AOI Counts)	4,576.960	2,025.076
	<small>(I.A.1 + I.A.2)</small>	<small>(from Work Sheet B, line C.4.b)</small>
C. Total FY 2016 Weighted State Aid Student Count (line I.B PSD-8 column + 9-12 column)	6,602.036	
D. PSD-8 and 9-12 Factors (line I.B + line I.C)	0.6933	0.3067
II. A. Lesser of District Support Level (DSL) or Revenue Control Limit (RCL) (from Work Sheet E, line IV or VIII, or Work Sheet F, line II or III) (to Work Sheet S, line I.A)	\$ 28,781,631.57	
B. Tuition Out for High School Students (from Work Sheet E, line II or VI)	- \$ 0.00	
C. Adjusted DSL/RCL (II.A - II.B)	\$ 28,781,631.57	
D. DSL/RCL PSD-8 and 9-12 Allocation (line I.D x II.C)	\$ 19,954,305.17	\$ 8,827,326.40
E. Adjusted FY 2016 District Additional Assistance (from Work Sheet H)	\$ 373,820.86	\$ 182,860.87
	<small>(from Work Sheet H, line VII.F.3)</small>	<small>(from Work Sheet H, line VII.E.3)</small>
F. Tuition Out for High School Students (Type 03 Districts Only) (from Work Sheet E, line II or VI)		\$ 0.00
G. FY 2016 Equalization Base (II.D + II.E (+ 9-12 II.F for Type 03 only)	\$ 20,328,126.03	\$ 9,010,187.27
III. A. 2015 Primary Assessed Valuation + 100	\$ 3,509,010.95	\$ 3,509,010.95
B. 2015 Salt River Project (SRP) Valuation + 100	\$	\$
C. 2015 Government Property Lease Excise Tax Assessed Valuation + 100	\$	\$
D. TOTAL Valuation (III.A + III.B + III.C)	\$ 3,509,010.95	\$ 3,509,010.95
E. Qualifying Tax Rate	x \$ 2.0977	x \$ 2.0977
F. Qualifying Levy (III.D x III.E)	\$ 7,360,852.27	\$ 7,360,852.27
G. FY 2016 Equalization Assistance (II.G - III.F)	\$ 12,967,273.76	\$ 1,649,335.00
IV. Additional Tax in Districts Ineligible for Equalization Assistance, Amount to be Levied and Paid to the State (50% of line III.F - II.G)	\$ 0.00	\$ 0.00

Laws 2015, Ch. 15, §15, requires a joint technical education district (JTED) with a student count of more than 2,000 students to be funded at 95.5% of the state aid that would otherwise be provided by law and to reduce its budget limits accordingly. Therefore, the JTED's actual total equalization assistance may be less than the amount calculated on this Work Sheet. Estimated reduction to state aid \$ 0.00

This estimated reduction amount must be used to reduce the GBL on page 7, line 9 and/or the UCBL on page 8, line A.10.

**O. WORK SHEET FOR FY 2016 TUITION OUT FOR HIGH SCHOOL STUDENTS
(A.R.S. §§15-910.L, 15-448.J, and 15-951)**

For Common School Districts NOT within a High School District (Type 03)

Part I-Increase to GBL for Debt Service Tuition Outside the RCL [To Budget, page 7, line 8(b)]

	Attending District Name	Attending District CTD Number	A	B	C	D	Increase to GBL (A x D)
			Tuition Out High School Count	Debt Service Per Pupil Tuition (1)	Debt Service Tuition Limit (2)	Per Pupil Tuition in Excess of Debt Service Limit (B - C)	
1.						0.00	0.00
2.						0.00	0.00
3.						0.00	0.00
4.						0.00	0.00
5.						0.00	0.00
6.	Total HS Count:		0.00				
7.	Total Increase to GBL for Debt Service Tuition Outside the RCL [To Budget, page 7, line 8(b)]:						0.00

Part II-Increase to DSL and RCL for Tuition (To Work Sheet E, lines II and VI)

	Attending District Name	E	F	Increase to DSL and RCL (A x F)
		M&O & UCO, Per Pupil Tuition	Per Pupil Tuition Including Limited Debt Service (E + lesser of B or C)	
8.	0		0.00	0.00
9.	0		0.00	0.00
10.	0		0.00	0.00
11.	0		0.00	0.00
12.	0		0.00	0.00
13.	Total Increase to DSL and RCL for Tuition (To Work Sheet E, lines II and VI):			0.00

(1) Not to exceed \$750 if the district pays tuition to other districts for 750 or fewer pupils. Not to exceed \$800 if the district pays tuition to other districts for more than 750, but less than 1,001 pupils. To determine the allowable debt service amount, use the Total HS Count from line 6. (A.R.S. §15-824)

For common school districts no longer within a high school district due to the unification of the high school district, enter the actual debt service tuition amount calculated pursuant to A.R.S. §15-448.J.

(2) Enter \$150 if the district pays tuition to other districts for 750 or fewer pupils. Enter \$200 if the district pays tuition to other districts for more than 750, but less than 1,001 pupils. To determine the debt service limit, use the Total HS Count from line 6. (A.R.S. §15-951.G)

For a common school district no longer within a high school district due to the unification of the high school district, enter the actual debt service tuition amount on this line. (A.R.S. §15-448.J)

**S. WORK SHEET FOR FY 2016 EQUALIZATION ASSISTANCE FOR AN
ACCOMMODATION SCHOOL (A.R.S. §15-974)**

PART I. CALCULATION OF EQUALIZATION ASSISTANCE

A. Lesser of FY 2016 District Support Level or Revenue Control Limit (from Work Sheet J, line II.A)	\$ <u>0.00</u>	
B. District Additional Assistance (from Work Sheet H, lines VII.E.3 and VII.F.3)	+ <u>0.00</u>	
C. FY 2016 Equalization Assistance (Lines A + B)		= \$ <u>0.00</u>

PART II. CASH BALANCE CARRYFORWARD

Accommodation schools with a student count of 125 or less in grades K-8 or accommodation schools that offer instruction in grades 9-12 and have a student count of 100 or less in grades 9-12, complete Part I only.

A. 1. Maintenance and Operation (Fund 001) Cash Balance as of June 30, 2015	\$ <u>0.00</u>
2. Budget Balance Carryforward (from Work Sheet M, line 12)	- \$ <u>0.00</u>
3. Remaining M&O Cash Balance (line A.1 minus A.2)	= \$ <u>0.00</u>

B. Maximum RCL Addition that may be Authorized by County School Superintendent :	
1. The amount on line A.3 or	\$ <u>0.00</u>
2. 10% of the FY 2016 RCL calculated on Work Sheet E, line VIII or Work Sheet F, line III	\$ <u>0.00</u>
3. Up to 5% of the FY 2016 RCL calculated pursuant to A.R.S. §15-482.B	+ \$ <u>0.00</u>
4. Line B.2 plus B.3	= \$ <u>0.00</u>
5. The lesser of line B.1 or B.4	\$ <u>0.00</u>

**M. WORK SHEET FOR CALCULATION OF THE FY 2016 MAINTENANCE AND OPERATION (M&O) FUND
BUDGET BALANCE CARRYFORWARD (A.R.S. §15-943.01)**

1.	a.	General Budget Limit (GBL) (from FY 2015 latest revised Budget, page 7, line 10)	\$ 30,009,865.00
	b.	Adjustments to the GBL from FY 2015 BUDG75	\$
	c.	Adjusted GBL	\$ 30,009,865.00
2.	a.	Budgeted M&O expenditures (from FY 2015 latest revised Budget, page 1, line 30, Total Budget Year Column)	\$ 30,009,865.00
	b.	Adjustments to the GBL (from line 1.b)	\$ 0.00
	c.	Adjusted Budgeted Expenditures	\$ 30,009,865.00
3.		Lesser of the Adjusted GBL (line 1.c) or the Adjusted Budgeted Expenditures (line 2.c)	\$ 30,009,865.00
4.		M&O actual expenditures	\$ 28,859,237.54
5.		Budget Balance (line 3 minus line 4) (If negative, enter zero. The district does not have any budget balance to carry forward. Do not complete the remainder of this work sheet.)	\$ 1,150,627.46

Note: For lines 6.a through 6.h deduct the FY 2015 actual expenditures from the budget amount. If the result is negative, enter zero.

	FY 2015 Budget	Actual	Unexpended Budget
6.	a.	Special Program Override	\$ 0.00 - \$ = \$ 0.00
	b.	Desegregation	\$ 0.00 - \$ = \$ 0.00
	c.	Tuition Out Debt Service	\$ 0.00 - \$ = \$ 0.00
	d.	Dropout Prevention Programs	\$ 0.00 - \$ = \$ 0.00
	e.	Joint Career and Technical Ed. and Voc. Ed. Center	\$ 0.00 - \$ = \$ 0.00
	f.	Career Ladder	\$ - \$ = \$ 0.00
	g.	Optional Performance Incentive Program	\$ - \$ = \$ 0.00
	h.	Performance Pay	\$ 0.00 - \$ = \$ 0.00
	i.	Total Budget Balance Deductions [Add lines 6.a through 6.h.]	= \$ 0.00
7.		Budget Balance after Deductions (If negative, enter zero. The district does not have any budget balance to carry forward.) (line 5 minus line 6.i)	\$ 1,150,627.46
8.	a.	FY 2015 Adjusted District Limit (RCL) from page 4 of the most recent ADE report "Basic Calculations for Equalization Assistance" APOR 55-1, available on ADE's Web site	\$ 28,765,711.58
	b.	Growth Adjustment (FY 2015 BUDG75)	0.00
	c.	Factor of 4%	x 0.04
9.		Maximum Allowable Budget Balance Carryforward [(line 8.a + line 8.b) x line 8.c]	\$ 1,150,628.46
10.		Actual Allowable Budget Balance Carryforward (Enter the lesser of line 7 or 9)	\$ 1,150,627.46
11.		Enter the amount of Allowable Budget Balance Carryforward transferred to the School Opening Fund (not to exceed the lesser of line 10 or the FY 2015 M&O Fund ending cash balance)	\$
12.		Remaining Actual Allowable Budget Balance Carryforward to be used in M&O Fund (line 10 - line 11) [to Budget, page 7, line 8(c)]	\$ 1,150,627.46

