

CONSENT
Item 10D.

Budget Report

HUMBOLDT UNIFIED SCHOOL DISTRICT

TO: Humboldt Unified School District Governing Board Item # 100
FROM: Cynthia Windham, Finance Director Reading
DATE: January 8, 2013 Discuss
SUBJECT: Monthly Budgets - Board Report Action
Consent X

OBJECTIVE: Goal # Planning for Future Student Needs

SUPPORTING DATA:

Attached is the monthly Expenditure Budget Balance Report.

This report summarizes district expenditures and current encumbrances per fund.

*The District is required to expend Maintenance and Operation dollars for grant funded positions/expenditures prior to final approval from Arizona Department of Education (ADE).

Once final approval is received from ADE, expenditures are charged back against the appropriate fund which will then relieve the budget balance.


In addition, there are funds that rely on deposit collections, e.g. tuition accounts. These expenses will be charged against the appropriate account when funds are available.

The Maintenance & Operation balance currently reflects \$1,444,986.97 that will be charged back when approval/tuition is received, placing the percentage of remaining budget balance to-date at approximately 6.6%.

SUMMARY & RECOMMENDATION:

No action necessary. Reports presented for informational purposes only.

Approved for transmittal to the Governing Board:



Dr. Paul Stanton, Superintendent

Questions should be directed to: Cynthia Windham, Finance Director 759-4000

Blank

Humboldt Unified School District No. 22

Expenditure Budget Balance Report

Fiscal Year: 2012-2013

Account Number / Description

Summary Only

From Date: 7/1/2012

To Date: 12/20/2012

Budget Balance

% Remaining Bud

Fund:	Account Number / Description	Budget	Range To Date	YTD	Balance	Encumbrance	% Remaining Bud
001	MAINT & OPER FUNDS						
	Fund 001 Total:	\$29,479,118.03	\$12,021,044.03	\$12,021,044.03	\$17,458,074.00	\$16,956,367.36	\$501,706.64 1.70%
011	CLASSROOM-BASE SAL						
	Fund 011 Total:	\$637,689.41	\$159,869.75	\$159,869.75	\$477,819.66	\$0.00	\$477,819.66 74.93%
012	CLASSROOM-PERF PAY						
	Fund 012 Total:	\$823,874.34	\$0.00	\$0.00	\$823,874.34	\$0.00	\$823,874.34 100.00%
013	CLASSROOM-OTHER						
	Fund 013 Total:	\$886,625.21	\$260,922.17	\$260,922.17	\$625,703.04	\$565.05	\$625,137.99 70.51%
021	INDIAN GAMING-INSTRUCTION IMPROV						
	Fund 021 Total:	\$31,517.59	\$0.00	\$0.00	\$31,517.59	\$0.00	\$31,517.59 100.00%
024	INDIAN GAMING - INSTRUCTIONAL IMPROV						
	Fund 024 Total:	\$200,098.41	\$1,414.67	\$1,414.67	\$198,683.74	\$0.00	\$198,683.74 99.29%
110	TITLE I LEA						
	Fund 110 Total:	\$1,611,483.69	\$465,431.08	\$465,431.08	\$1,146,052.61	\$775,324.00	\$370,728.61 23.01%
112	TITLE 1-D NEGLECTED/DELINQUENT-LEA						
	Fund 112 Total:	\$194,527.07	\$37,946.61	\$37,946.61	\$156,580.46	\$93,723.71	\$62,856.75 32.31%
130	ARRA TITLE I GRANT						
	Fund 130 Total:	\$41.04	\$41.04	\$41.04	\$0.00	\$0.00	\$0.00 0.00%
140	TITLE II - IMPROVING TEACHER QUALITY						
	Fund 140 Total:	\$197,768.00	\$51,691.36	\$51,691.36	\$146,076.64	\$102,633.00	\$43,443.64 21.97%
141	ARRA ENHANCE ED THRU TECH TITLE 11-D						
	Fund 141 Total:	\$0.39	\$0.39	\$0.39	\$0.00	\$0.00	\$0.00 0.00%
190	TITLE III LEP PROGRAM						

Humboldt Unified School District No. 22

Expenditure Budget Balance Report

Fiscal Year: 2012-2013

Summary Only

From Date: 7/1/2012

To Date: 12/20/2012

Account Number / Description	Budget	Range To Date	YTD	Balance	Encumbrance	% Remaining Bud
Fund 190 Total:	\$77,197.33	\$17,324.82	\$17,324.82	\$59,872.51	\$16,708.04	\$43,164.47 55.91%
Fund: 191 EMERGENCY IMMIGRANT	\$332.71	\$332.71	\$332.71	\$0.00	\$0.00	\$0.00 0.00%
Fund 191 Total:	\$332.71	\$332.71	\$332.71	\$0.00	\$0.00	\$0.00 0.00%
Fund: 200 ESEA - TITLE IX - INDIAN EDUCATION	\$11,414.00	\$0.00	\$0.00	\$11,414.00	\$503.00	\$10,911.00 95.59%
Fund 200 Total:	\$11,414.00	\$0.00	\$0.00	\$11,414.00	\$503.00	\$10,911.00 95.59%
Fund: 220 IDEA - BASIC - ENT	\$1,044,115.23	\$34,562.04	\$34,562.04	\$1,009,553.19	\$87,864.80	\$921,688.39 88.27%
Fund 220 Total:	\$1,044,115.23	\$34,562.04	\$34,562.04	\$1,009,553.19	\$87,864.80	\$921,688.39 88.27%
Fund: 221 IDEA - PRESCHOOL GRANT	\$33,644.00	\$1,490.98	\$1,490.98	\$32,153.02	\$3,794.48	\$28,358.54 84.29%
Fund 221 Total:	\$33,644.00	\$1,490.98	\$1,490.98	\$32,153.02	\$3,794.48	\$28,358.54 84.29%
Fund: 222 IDEA-AT TECH FOR LEARNING COMMUNITIES	\$28.34	\$28.34	\$28.34	\$0.00	\$0.00	\$0.00 0.00%
Fund 222 Total:	\$28.34	\$28.34	\$28.34	\$0.00	\$0.00	\$0.00 0.00%
Fund: 227 IDEA - MONITORING SYSTEM GRANT	\$0.02	\$0.02	\$0.02	\$0.00	\$0.00	\$0.00 0.00%
Fund 227 Total:	\$0.02	\$0.02	\$0.02	\$0.00	\$0.00	\$0.00 0.00%
Fund: 260 CTE BASIC GRANT/FEDERAL	\$10,141.00	\$6,126.82	\$6,126.82	\$4,014.18	\$0.00	\$4,014.18 39.58%
Fund 260 Total:	\$10,141.00	\$6,126.82	\$6,126.82	\$4,014.18	\$0.00	\$4,014.18 39.58%
Fund: 261 CTE BASIC GRANT (07-01-12 thru 09-30-13)	\$161,123.29	\$34,688.08	\$34,688.08	\$126,435.21	\$18,221.35	\$108,213.86 67.16%
Fund 261 Total:	\$161,123.29	\$34,688.08	\$34,688.08	\$126,435.21	\$18,221.35	\$108,213.86 67.16%
Fund: 281 ARRA MCKINNEY-VENTO RENEWAL GRANT	\$0.02	\$0.02	\$0.02	\$0.00	\$0.00	\$0.00 0.00%
Fund 281 Total:	\$0.02	\$0.02	\$0.02	\$0.00	\$0.00	\$0.00 0.00%
Fund: 290 MEDICAID OUTREACH	\$94,350.10	\$1,103.24	\$1,103.24	\$93,246.86	\$2,896.76	\$90,350.10 95.76%
Fund 290 Total:	\$94,350.10	\$1,103.24	\$1,103.24	\$93,246.86	\$2,896.76	\$90,350.10 95.76%
Fund: 291 MEDICAID DIRECT	\$949,678.39	\$104,208.83	\$104,208.83	\$845,469.56	\$113,967.72	\$731,501.84
Fund 291 Total:	\$949,678.39	\$104,208.83	\$104,208.83	\$845,469.56	\$113,967.72	\$731,501.84

Humboldt Unified School District No. 22

Expenditure Budget Balance Report

Fiscal Year: 2012-2013

Account Number / Description

Summary Only

From Date: 7/1/2012

To Date: 12/20/2012

Budget Balance
% Remaining Bud

77.03%

Account Number / Description	Budget	Range To Date	YTD	Balance	Encumbrance	% Remaining Bud
Fund: 315						
NAT'L FOREST FEES - #349 FY 12-13	\$0.00	\$3,193.49	\$3,193.49	(\$3,193.49)	\$0.00	(\$3,193.49) 0.00%
Fund 315 Total:						
Fund: 349						
NAT'L FOREST FEES - FY 12-13	\$304,166.73	\$310,069.61	\$310,069.61	(\$5,902.88)	\$0.00	(\$5,902.88) -1.94%
Fund 349 Total:						
Fund: 374						
E-RATE - FY 12-13	\$100,000.00	\$0.00	\$0.00	\$100,000.00	\$0.00	\$100,000.00 100.00%
Fund 374 Total:						
Fund: 400						
CTE PRIORITY PROGRAM	\$60,684.59	\$15,689.31	\$15,689.31	\$44,995.28	\$4,543.67	\$40,451.61 66.66%
Fund 400 Total:						
Fund: 445						
DROP OUT PREVENTION	\$8,173.88	\$8,173.88	\$8,173.88	\$0.00	\$0.00	\$0.00 0.00%
Fund 445 Total:						
Fund: 450						
GIFTED	\$0.62	\$0.62	\$0.62	\$0.00	\$0.00	\$0.00 0.00%
Fund 450 Total:						
Fund: 465						
CHARACTER EDUCATION MATCHING	\$0.45	\$0.45	\$0.45	\$0.00	\$0.00	\$0.00 0.00%
Fund 465 Total:						
Fund: 483						
SAFE SCHOOLS	\$36.07	\$36.07	\$36.07	\$0.00	\$0.00	\$0.00 0.00%
Fund 483 Total:						
Fund: 485						
WRP	\$161,035.84	\$46,919.82	\$46,919.82	\$114,116.02	\$57,417.11	\$56,698.91 35.21%
Fund 485 Total:						
Fund: 486						
ABSTINENCE ED	\$21,535.51	\$21,535.51	\$21,535.51	\$0.00	\$0.00	\$0.00 0.00%
Fund 486 Total:						
Fund: 493						
NAU - GEAR-UP	\$266,100.00	\$84,930.40	\$84,930.40	\$181,169.60	\$93,464.45	\$87,705.15 32.96%
Fund 493 Total:						

Humboldt Unified School District No. 22

Expenditure Budget Balance Report

Fiscal Year: 2012-2013

Account Number / Description

Summary Only

From Date: 7/1/2012

To Date: 12/20/2012

Budget Balance

Encumbrance

Balance

YTD

Range To Date

Budget

Fund

Fund

Fund

Account Number / Description	Budget	Range To Date	YTD	Balance	Encumbrance	% Remaining Bud
Fund: 495 K-12 Center Grant						
Fund 495 Total:	\$189,380.80	\$29,596.71	\$29,596.71	\$159,784.09	\$32,728.92	\$127,055.17 67.09%
Fund: 506 SCHOOL PLANT (SALE)						
Fund 506 Total:	\$9,080.00	\$0.00	\$0.00	\$9,080.00	\$0.00	\$9,080.00 100.00%
Fund: 510 FOOD SERVICE						
Fund 510 Total:	\$3,209,594.64	\$933,988.43	\$933,988.43	\$2,275,606.21	\$1,587,319.04	\$688,287.17 21.44%
Fund: 515 CIVIC CENTER						
Fund 515 Total:	\$195,726.10	\$25,131.90	\$25,131.90	\$170,594.20	\$11,217.61	\$159,376.59 81.43%
Fund: 517 BUS RENTAL						
Fund 517 Total:	\$183,188.75	\$112,624.57	\$112,624.57	\$70,564.18	\$0.00	\$70,564.18 38.52%
Fund: 520 COMMUNITY SCHOOL						
Fund 520 Total:	\$14,576.16	\$0.00	\$0.00	\$14,576.16	\$0.00	\$14,576.16 100.00%
Fund: 521 EXTENDED KINDERGARTEN						
Fund 521 Total:	\$178,176.16	\$234.00	\$234.00	\$177,942.16	\$0.00	\$177,942.16 99.87%
Fund: 522 BEFORE/AFTER SCHOOL PROGRAM						
Fund 522 Total:	\$25,806.75	\$0.00	\$0.00	\$25,806.75	\$0.00	\$25,806.75 100.00%
Fund: 523 BRIGHT FUTURES PRESCHOOL						
Fund 523 Total:	\$53,032.31	\$13,253.45	\$13,253.45	\$39,778.86	\$23,206.88	\$16,571.98 31.25%
Fund: 525 AUX OPERATIONS						
Fund 525 Total:	\$466,028.95	\$179,588.99	\$179,588.99	\$286,439.96	\$129,705.40	\$156,734.56 33.63%
Fund: 526 ACT FEES TAX CRED						
Fund 526 Total:	\$378,524.44	\$81,743.56	\$81,743.56	\$296,780.88	\$52,277.44	\$244,503.44 64.59%
Fund: 530 GIFTS & DONATIONS						

Humboldt Unified School District No. 22

Expenditure Budget Balance Report

Fiscal Year: 2012-2013

Account Number / Description

Summary Only

From Date: 7/1/2012

To Date: 12/20/2012

Account Number / Description	Budget	Range To Date	YTD	Balance	Encumbrance	% Remaining Bud
Fund 530 Total:	\$43,324.02	\$7,680.65	\$7,680.65	\$35,643.37	\$1,451.99	\$34,191.38 78.92%
534 SCHOLARSHIPS	\$3,221.74	\$1,000.00	\$1,000.00	\$2,221.74	\$0.00	\$2,221.74 68.96%
540 FINGERPRINT	\$20,010.61	\$4,412.00	\$4,412.00	\$15,598.61	\$8,088.00	\$7,510.61 37.53%
Fund 550 Total:	\$149,096.46	\$30,293.37	\$30,293.37	\$118,803.09	\$0.00	\$118,803.09 79.68%
550 INSURANCE PROCEEDS						
551 INSURANCE - AEI	\$24,535.80	\$0.00	\$0.00	\$24,535.80	\$800.00	\$23,735.80 96.74%
555 TEXTBOOKS	\$15,241.58	\$75.00	\$75.00	\$15,166.58	\$0.00	\$15,166.58 99.51%
Fund 565 Total:	\$5,973.59	\$2,448.07	\$2,448.07	\$3,525.52	\$806.17	\$2,719.35 45.52%
565 LITIGATION RECOVERY	\$678,153.28	\$48,629.91	\$48,629.91	\$629,523.37	\$115,579.83	\$513,943.54 75.79%
Fund 570 Total:	\$200,784.19	\$11,538.86	\$11,538.86	\$189,245.33	\$0.00	\$189,245.33 94.25%
570 INDIRECT COSTS						
575 UNEMPLOYMENT INSURANCE	\$20,983.69	\$0.00	\$0.00	\$20,983.69	\$0.00	\$20,983.69 100.00%
Fund 595 Total:	\$5,481.26	\$0.00	\$0.00	\$5,481.26	\$0.00	\$5,481.26 100.00%
595 SCHOOL BUS ADVERTISEMENT						
Fund 596 Total:	\$231,079.98	\$57,076.69	\$57,076.69	\$174,003.29	\$27,673.56	\$146,329.73
596 JTED - MTN. INSTITUTE						

Humboldt Unified School District No. 22

Expenditure Budget Balance Report

Fiscal Year: 2012-2013

Account Number / Description



Summary Only

From Date: 7/1/2012

To Date:

12/20/2012

Account Number / Description	Budget	Range To Date	YTD	Balance	Encumbrance	% Remaining Bud
Fund: 610 CAPITAL OUTLAY						63.32%
Fund 610 Total:	\$4,153,406.00	\$413,609.88	\$413,609.88	\$3,739,796.12	\$265,714.59	\$3,474,081.53
Fund: 625 SOFT CAPITAL ALLOC						83.64%
Fund 625 Total:	\$239,322.00	\$184,387.60	\$184,387.60	\$54,934.40	\$13,149.48	\$41,784.92
Fund: 630 BOND BUILDING						17.46%
Fund 630 Total:	\$2,759,647.03	\$347,017.48	\$347,017.48	\$2,412,629.55	\$0.00	\$2,412,629.55
Fund: 650 GIFTS & DONATIONS						87.43%
Fund 650 Total:	\$26,721.73	\$0.00	\$0.00	\$26,721.73	\$0.00	\$26,721.73
Fund: 665 ENERGY REBATES						100.00%
Fund 665 Total:	\$135,634.00	\$71,400.08	\$71,400.08	\$64,233.92	\$0.00	\$64,233.92
Fund: 700 DEBT SERVICE FUNDS						47.36%
Fund 700 Total:	\$3,863,929.00	\$0.00	\$0.00	\$3,863,929.00	\$0.00	\$3,863,929.00
Fund: 850 STUDENT ACTIVITIES						100.00%
Fund 850 Total:	\$74,165.83	\$24,095.07	\$24,095.07	\$50,070.76	\$8,927.28	\$41,143.48
Fund: 855 EMPLOYEE INSURANCE						55.47%
Fund 855 Total:	\$2,340,924.55	\$1,804,891.17	\$1,804,891.17	\$536,033.38	\$96,848.55	\$439,184.83
Grand Total:	\$57,261,252.70	\$18,073,493.60	\$18,073,493.60	\$39,187,759.10	\$20,703,489.24	\$18,484,269.86

End of Report



CONSENT
Item 10E.

Student Activities
Report

HUMBOLDT UNIFIED SCHOOL DISTRICT

TO: Humboldt Unified School District Governing Board Item # *10 E*
FROM: Cynthia Windham Reading
Finance Director
DATE: January 8, 2013 Discuss
SUBJECT: Student Activities – Board Report Action
Consent X

OBJECTIVE: Goal # Planning for Future Student Needs

SUPPORTING DATA:

Attached is the Student Activities Board Report.

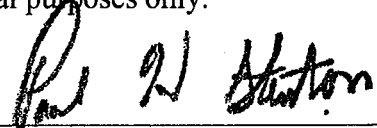
This report identifies the schools with a “unit” number and the “course” number identifies the club.

This report is provided to meet the requirement of ARS 15-1123.

SUMMARY & RECOMMENDATION:

No action necessary. Reports presented for informational purposes only.

Approved for transmittal to the Governing Board: _____


Dr. Paul Stanton, Superintendent

Questions should be directed to: Dr. Paul Stanton, Superintendent
Cynthia Windham, Finance Director

Humboldt Unified School District No. 22

850 STUDENT ACTIVITIES BOARD REPORT

Fiscal Year: 2012-2013

Mask

Include pre encumbrance

Print accounts with zero balance

Range

From Date: 7/1/2012

To Date: 8/31/2013

Account Number	Description	GL Budget	Range To Date	YTD	Balance	Encumbrance	Budget Balance	% Bud
850.100.1000.6000.110.1319	GENERIC EXPENSE	\$7,212.94	\$0.00	\$0.00	\$7,212.94	\$0.00	\$7,212.94	100.00%
850.610.1000.6610.110.1319	GENERAL SUPPLIES	\$0.00	\$759.77	\$759.77	(\$759.77)	\$49.65	(\$809.42)	0.00%
850.610.2190.6340.110.1319	TECHNICAL SERVICES	\$0.00	\$137.00	\$137.00	(\$137.00)	\$0.00	(\$137.00)	0.00%
	COURSE: STUDENT COUNCIL - 1319	\$7,212.94	\$896.77	\$896.77	\$6,316.17	\$49.65	\$6,266.52	86.88%
	UNIT: LVES - 110	\$7,212.94	\$896.77	\$896.77	\$6,316.17	\$49.65	\$6,266.52	86.88%
850.100.1000.6000.120.1319	GENERIC EXPENSE	\$2,802.91	\$0.00	\$0.00	\$2,802.91	\$0.00	\$2,802.91	100.00%
850.400.2710.6510.120.1319	STUDENT TRANS SVS	\$0.00	\$167.04	\$167.04	(\$167.04)	\$0.00	(\$167.04)	0.00%
850.610.1000.6610.120.1319	GENERAL SUPPLIES	\$0.00	\$866.98	\$866.98	(\$866.98)	\$329.73	(\$1,196.71)	0.00%
850.610.1000.6810.120.1319	DUES AND FEES	\$0.00	\$244.00	\$244.00	(\$244.00)	\$0.00	(\$244.00)	0.00%
	COURSE: STUDENT COUNCIL - 1319	\$2,802.91	\$1,278.02	\$1,278.02	\$1,524.89	\$329.73	\$1,195.16	42.64%
850.100.1000.6000.120.1362	GENERIC EXPENSE	\$1,466.72	\$0.00	\$0.00	\$1,466.72	\$0.00	\$1,466.72	100.00%
850.610.1000.6610.120.1362	GENERAL SUPPLIES	\$0.00	\$402.00	\$402.00	(\$402.00)	\$500.00	(\$902.00)	0.00%
850.610.1000.6810.120.1362	DUES AND FEES	\$0.00	\$85.00	\$85.00	(\$85.00)	\$0.00	(\$85.00)	0.00%
850.610.1000.6890.120.1362	MISC EXPENDITURES	\$0.00	\$50.00	\$50.00	(\$50.00)	\$0.00	(\$50.00)	0.00%
	COURSE: NATIONAL HONOR SOCIETY - 1362	\$1,466.72	\$537.00	\$537.00	\$929.72	\$500.00	\$429.72	29.30%
850.100.1000.6000.120.1385	GENERIC EXPENSE	\$246.54	\$0.00	\$0.00	\$246.54	\$0.00	\$246.54	100.00%
	COURSE: SCIENCE - 1385	\$246.54	\$0.00	\$0.00	\$246.54	\$0.00	\$246.54	100.00%
	UNIT: BMMMS - 120	\$4,516.17	\$1,815.02	\$1,815.02	\$2,701.15	\$829.73	\$1,871.42	41.44%
850.100.1000.6000.125.1319	GENERIC EXPENSE	\$12,919.78	\$0.00	\$0.00	\$12,919.78	\$0.00	\$12,919.78	100.00%
850.100.1000.6610.125.1319	GENERAL SUPPLIES	\$0.00	\$172.23	\$172.23	(\$172.23)	\$0.00	(\$172.23)	0.00%
850.400.2710.6510.125.1319	STUDENT TRANS SVS	\$0.00	\$167.05	\$167.05	(\$167.05)	\$0.00	(\$167.05)	0.00%
850.610.1000.6610.125.1319	GENERAL SUPPLIES	\$0.00	\$0.00	\$0.00	\$0.00	\$5,500.00	(\$5,500.00)	0.00%
850.610.1000.6890.125.1319	MISC EXPENDITURES	\$0.00	\$292.00	\$292.00	(\$292.00)	\$0.00	(\$292.00)	0.00%
	COURSE: STUDENT COUNCIL - 1319	\$12,919.78	\$631.28	\$631.28	\$12,288.50	\$5,500.00	\$6,788.50	52.54%
850.100.1000.6000.125.1362	GENERIC EXPENSE	\$389.06	\$0.00	\$0.00	\$389.06	\$0.00	\$389.06	100.00%
850.400.2710.6510.125.1362	STUDENT TRANS SVS	\$0.00	\$0.00	\$0.00	\$0.00	\$104.67	(\$104.67)	0.00%
850.610.1000.6810.125.1362	DUES AND FEES	\$0.00	\$85.00	\$85.00	(\$85.00)	\$0.00	(\$85.00)	0.00%
	COURSE: NATIONAL HONOR SOCIETY - 1362	\$389.06	\$85.00	\$85.00	\$304.06	\$104.67	\$199.39	51.25%
	UNIT: GHMS - 125	\$13,308.84	\$716.28	\$716.28	\$12,592.56	\$5,604.67	\$6,987.89	52.51%
850.100.1000.6000.131.1319	GENERIC EXPENSE	\$1,771.35	\$0.00	\$0.00	\$1,771.35	\$0.00	\$1,771.35	100.00%
	COURSE: STUDENT COUNCIL - 1319	\$1,771.35	\$0.00	\$0.00	\$1,771.35	\$0.00	\$1,771.35	100.00%
850.100.1000.6000.132.1319	GENERIC EXPENSE	\$1,676.79	\$0.00	\$0.00	\$1,676.79	\$0.00	\$1,676.79	100.00%
	COURSE: STUDENT COUNCIL - 1319	\$1,676.79	\$0.00	\$0.00	\$1,676.79	\$0.00	\$1,676.79	100.00%
	UNIT: MVES - 132	\$1,676.79	\$0.00	\$0.00	\$1,676.79	\$0.00	\$1,676.79	100.00%
850.100.1000.6000.133.1319	GENERIC EXPENSE	\$957.37	\$0.00	\$0.00	\$957.37	\$0.00	\$957.37	100.00%
	COURSE: STUDENT COUNCIL - 1319	\$957.37	\$0.00	\$0.00	\$957.37	\$0.00	\$957.37	100.00%
	UNIT: CSES - 133	\$957.37	\$0.00	\$0.00	\$957.37	\$0.00	\$957.37	100.00%

Humboldt Unified School District No. 22

850 STUDENT ACTIVITIES BOARD REPORT

Fiscal Year: 2012-2013

Mask

Include pre encumbrance

Print accounts with zero balance

Range

From Date: 7/1/2012

To Date: 8/31/2013

Account Number	Description	GL Budget	Range To Date	YTD	Balance	Encumbrance	Budget Balance % Bud
850.100.1000.6000.134.1319	GENERIC EXPENSE	\$4,792.27	\$0.00	\$0.00	\$4,792.27	\$0.00	100.00%
850.610.1000.6610.134.1319	GENERAL SUPPLIES	\$0.00	\$0.00	\$0.00	\$0.00	\$400.00	0.00%
	COURSE: STUDENT COUNCIL - 1319	\$4,792.27	\$0.00	\$0.00	\$4,792.27	\$400.00	91.65%
UNIT: LTS - 134							
850.100.1000.6000.135.1319	GENERIC EXPENSE	\$271.16	\$0.00	\$0.00	\$271.16	\$0.00	100.00%
	COURSE: STUDENT COUNCIL - 1319	\$271.16	\$0.00	\$0.00	\$271.16	\$0.00	100.00%
UNIT: GRANVILLE ELEMENTARY SCHOOL - 135							
850.100.1000.6000.230.1316	GENERIC EXPENSE	\$12,585.43	\$0.00	\$0.00	\$12,585.43	\$0.00	100.00%
850.610.1000.6610.230.1316	GENERAL SUPPLIES	\$0.00	\$3,548.22	\$3,548.22	(\$3,548.22)	\$120.00	0.00%
850.610.1000.6890.230.1316	MISC EXPENDITURES	\$0.00	\$2,240.00	\$2,240.00	(\$2,240.00)	\$0.00	0.00%
	COURSE: HOSA - 1316	\$12,585.43	\$5,788.22	\$5,788.22	\$6,797.21	\$120.00	53.06%
UNIT: 850.100.1000.6000.230.1319							
850.100.1000.6000.230.1319	GENERIC EXPENSE	\$16,791.34	\$0.00	\$0.00	\$16,791.34	\$0.00	100.00%
850.400.2710.6510.230.1319	STUDENT TRANS SVS	\$0.00	\$292.41	\$292.41	(\$292.41)	\$121.56	0.00%
850.610.1000.6151.230.1319	CLASSIFIED O.T. - DO NOT USE	\$0.00	\$135.36	\$135.36	(\$135.36)	\$0.00	0.00%
850.610.1000.6221.230.1319	SOC SEC - OASDI	\$0.00	\$8.39	\$8.39	(\$8.39)	\$0.00	0.00%
850.610.1000.6222.230.1319	MEDICARE-HOSP INS	\$0.00	\$1.96	\$1.96	(\$1.96)	\$0.00	0.00%
850.610.1000.6231.230.1319	STATE RETIREMENT	\$0.00	\$14.75	\$14.75	(\$14.75)	\$0.00	0.00%
850.610.1000.6232.230.1319	LNG-TRM DISABILITY	\$0.00	\$0.33	\$0.33	(\$0.33)	\$0.00	0.00%
850.610.1000.6260.230.1319	WORKERS' COMP	\$0.00	\$2.53	\$2.53	(\$2.53)	\$0.00	0.00%
850.610.1000.6610.230.1319	GENERAL SUPPLIES	\$0.00	\$3,882.36	\$3,882.36	(\$3,882.36)	\$1,130.45	0.00%
850.610.1000.6810.230.1319	DUES AND FEES	\$0.00	\$30.00	\$30.00	(\$30.00)	\$0.00	0.00%
850.610.1000.6890.230.1319	MISC EXPENDITURES	\$0.00	\$1,760.00	\$1,760.00	(\$1,760.00)	\$0.00	0.00%
850.610.2190.6340.230.1319	TECHNICAL SERVICES	\$0.00	\$1,500.00	\$1,500.00	(\$1,500.00)	\$0.00	0.00%
850.610.2190.6890.230.1319	MISC EXPENDITURES	\$0.00	\$1,239.40	\$1,239.40	(\$1,239.40)	\$0.00	0.00%
850.610.2660.6340.230.1319	TECHNICAL SERVICES	\$0.00	\$360.00	\$360.00	(\$360.00)	\$0.00	0.00%
	COURSE: STUDENT COUNCIL - 1319	\$16,791.34	\$9,227.49	\$9,227.49	\$7,563.85	\$1,252.01	37.59%
UNIT: 850.100.1000.6000.230.1320							
850.100.1000.6000.230.1320	GENERIC EXPENSE	\$163.29	\$0.00	\$0.00	\$163.29	\$0.00	100.00%
	COURSE: UPWARD BOUND WARRIORS - 1320	\$163.29	\$0.00	\$0.00	\$163.29	\$0.00	100.00%
UNIT: 850.100.1000.6000.230.1361							
850.100.1000.6000.230.1361	GENERIC EXPENSE	\$559.95	\$0.00	\$0.00	\$559.95	\$0.00	100.00%
	COURSE: MU ALPHA THETA - 1361	\$559.95	\$0.00	\$0.00	\$559.95	\$0.00	100.00%
UNIT: 850.100.1000.6000.230.1362							
850.100.1000.6000.230.1362	GENERIC EXPENSE	\$992.44	\$0.00	\$0.00	\$992.44	\$0.00	100.00%
850.610.1000.6610.230.1362	GENERAL SUPPLIES	\$0.00	\$223.54	\$223.54	(\$223.54)	\$121.93	0.00%
850.610.1000.6890.230.1362	MISC EXPENDITURES	\$0.00	\$100.00	\$100.00	(\$100.00)	\$0.00	0.00%
	COURSE: NATIONAL HONOR SOCIETY - 1362	\$992.44	\$323.54	\$323.54	\$668.90	\$121.93	55.11%
UNIT: 850.100.1000.6000.230.1363							
850.100.1000.6000.230.1363	GENERIC EXPENSE	\$351.86	\$0.00	\$0.00	\$351.86	\$0.00	100.00%
	COURSE: ART - 1363	\$351.86	\$0.00	\$0.00	\$351.86	\$0.00	100.00%
UNIT: 850.100.1000.6000.230.1364							
850.100.1000.6000.230.1364	GENERIC EXPENSE	\$3,268.85	\$0.00	\$0.00	\$3,268.85	\$0.00	100.00%
850.610.1000.6610.230.1364	GENERAL SUPPLIES	\$0.00	\$2,886.04	\$2,886.04	(\$2,886.04)	\$0.00	0.00%
	COURSE: AVID - 1364	\$3,268.85	\$2,886.04	\$2,886.04	\$382.81	\$0.00	11.71%
UNIT: 850.100.1000.6000.230.1368							
850.100.1000.6000.230.1368	GENERIC EXPENSE	\$1,098.90	\$0.00	\$0.00	\$1,098.90	\$0.00	100.00%
	COURSE: DECA - 1368	\$1,098.90	\$0.00	\$0.00	\$1,098.90	\$0.00	100.00%

Humboldt Unified School District No. 22

850 STUDENT ACTIVITIES BOARD REPORT

Fiscal Year: 2012-2013

Mask

Include pre encumbrance

Print accounts with zero balance

Range

From Date: 7/1/2012

To Date: 8/31/2013

Account Number	Description	GL Budget	Range To Date	YTD	Balance	Encumbrance	Budget Balance	% Bud
850.100.1000.6000.230.1373	GENERIC EXPENSE COURSE: DRAMA/THEATER - 1373	\$349.38	\$0.00	\$0.00	\$349.38	\$0.00	\$349.38	100.00%
850.100.1000.6000.230.1375	GENERIC EXPENSE	\$0.00	\$224.20	\$0.00	(\$224.20)	\$25.80	(\$250.00)	0.00%
850.610.1000.6610.230.1375	GENERAL SUPPLIES COURSE: INTERACT - 1375	\$327.07	\$224.20	\$224.20	\$102.87	\$25.80	\$77.07	23.56%
850.100.1000.6000.230.1377	GENERIC EXPENSE	\$284.32	\$0.00	\$0.00	\$284.32	\$0.00	\$284.32	100.00%
850.610.1000.6610.230.1377	GENERAL SUPPLIES	\$0.00	\$17.92	\$17.92	(\$17.92)	\$82.08	(\$100.00)	0.00%
850.610.1000.6890.230.1377	MISC EXPENDITURES COURSE: S CLUB (SOROPTIMIST) - 1377	\$0.00	\$76.00	\$76.00	(\$76.00)	\$0.00	(\$76.00)	0.00%
850.100.1000.6000.230.1378	GENERIC EXPENSE	\$33.48	\$0.00	\$0.00	\$33.48	\$0.00	\$33.48	100.00%
850.610.1000.6610.230.1378	GENERAL SUPPLIES COURSE: FRENCH CLUB - 1378	\$0.00	\$875.00	\$875.00	(\$875.00)	\$0.00	(\$875.00)	0.00%
850.100.1000.6000.230.1398	GENERIC EXPENSE	\$614.72	\$0.00	\$0.00	\$614.72	\$0.00	\$614.72	100.00%
850.610.1000.6610.230.1398	GENERAL SUPPLIES	\$0.00	\$240.00	\$240.00	(\$240.00)	\$0.00	(\$240.00)	0.00%
850.610.1000.6810.230.1398	DUES AND FEES	\$0.00	\$0.00	\$0.00	\$0.00	\$330.00	(\$330.00)	0.00%
850.610.1000.6890.230.1398	MISC EXPENDITURES COURSE: SKILLS CLUB - 1398	\$0.00	\$1,115.00	\$1,115.00	(\$500.28)	\$330.00	(\$830.28)	-135.07%
850.100.1000.6000.230.1403	GENERIC EXPENSE	\$1,765.50	\$0.00	\$0.00	\$1,765.50	\$0.00	\$1,765.50	100.00%
850.610.1000.6610.230.1403	GENERAL SUPPLIES COURSE: P.A.L.S. - 1403	\$0.00	\$959.22	\$959.22	(\$959.22)	\$110.78	(\$1,070.00)	0.00%
850.100.1000.6000.230.1405	GENERIC EXPENSE	\$20.11	\$0.00	\$0.00	\$20.11	\$0.00	\$20.11	100.00%
850.610.1000.6610.230.1405	GENERAL SUPPLIES COURSE: BASEBALL - 1405	\$0.00	\$0.00	\$0.00	\$0.00	\$0.00	\$0.00	100.00%
850.100.1000.6000.230.1432	GENERIC EXPENSE	\$215.67	\$0.00	\$0.00	\$215.67	\$0.00	\$215.67	100.00%
850.610.1000.6610.230.1432	GENERAL SUPPLIES COURSE: GIRLS BASKETBALL - 1432	\$0.00	\$0.00	\$0.00	\$0.00	\$0.00	\$0.00	100.00%
850.100.1000.6000.230.1469	GENERIC EXPENSE	\$173.23	\$0.00	\$0.00	\$173.23	\$0.00	\$173.23	100.00%
850.610.1000.6610.230.1469	GENERAL SUPPLIES COURSE: G.O.A.L.S. CLUB - 1469	\$0.00	\$49.37	\$49.37	(\$49.37)	\$0.63	(\$50.00)	0.00%
	UNIT: BMHS - 230	\$39,595.54	\$20,667.00	\$20,667.00	\$18,928.54	\$2,043.23	\$16,885.31	42.64%
Grand Total:		\$74,102.43	\$24,095.07	\$24,095.07	\$50,007.36	\$8,927.28	\$41,080.08	55.44%

End of Report

CONSENT

Item 10F.

Gifts & Donations

Gifts & Donations

Albertson's – Mr. David Horn
7450 E. Highway 69, Prescott Valley, AZ
Donated food items valued at \$15.86 for the Winter Formal Dance
At Glassford Hill Middle School

Albertson's – Ms. Mary Mallory
7450 E. Highway 26, Prescott Valley, AZ
Donated a \$1,000.00 check
To be used at Bradshaw Mountain High School

ACE Hardware – Mr. Dave Jogurst
7211 E. 1st Street, Prescott Valley, AZ
Donated Christmas decorations with the donor's value of \$300.00
To be used at Glassford Hill Middle School

Costco – Store Manager
3911 N. Highway 69, Prescott, AZ
Donated a \$25.00 gift card to be used for dance decorations
At Glassford Hill Middle School

Lowe's – Shawn & Kevin, Customer Service
2300 E. State Route 69, Prescott, AZ
Donated five poinsettias, bows, and Christmas lights
With the donor's value of \$165.00
To be used at Glassford Hill Middle School

Home Depot – Customer Service
1941 E. Highway 69, Prescott, AZ
Donated five poinsettias with the donor's value of \$30.00
To be used at Glassford Hill Middle School

Yavapai County Shrine Club Clothe-A-Child - Frank Benedict
39 Glen Oaks Drive, Prescott, AZ
Sponsored 96 HUSD children receiving breakfast at McDonald's and
\$100.00 each for clothes and shoes
The donor's value is \$9,600.00 or more

DISCUSSION ITEMS

Item 11A.

P.V. General Plan

2025

HUMBOLDT UNIFIED SCHOOL DISTRICT

TO: Humboldt Unified School District Governing Board Item # *11A*
FROM: Dr. Paul Stanton, Superintendent Reading
DATE: January 8, 2013 Discuss X
SUBJECT: Prescott Valley's General Plan 2025 Action
Consent

OBJECTIVE: Goal #


SUPPORTING DATA:

Ruth Mayday, Planner, Town of Prescott Valley, will give an overview of Prescott Valley's General Plan 2025.

SUMMARY & RECOMMENDATION:

Sample Motion:

Approved for transmittal to the Governing Board:



Dr. Paul Stanton, Superintendent

Questions should be directed to: Mary Diaz, 759-5007

DISCUSSION ITEMS

Item 11B.

HES Update

HUMBOLDT UNIFIED SCHOOL DISTRICT

TO: Humboldt Unified School District Governing Board Item # **118**
FROM: Cole Young, Principal Reading
Humboldt Elementary School
DATE: January 8, 2013 Discuss X
SUBJECT: Report / Current Events Action
Consent

OBJECTIVE:

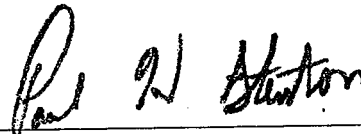
SUPPORTING DATA:

**Reward School
Nomination for National Title One School: (Application Attached)
Galileo – Professional Development
Partnered with NAU – Grandparent Initiative
Rodel Mac-Ro Initiative
Reading Counts Program
Elementary School Sports**

SUMMARY & RECOMMENDATION: N/A

Sample Motion: N/A

Approved for transmittal to the Governing Board:



Dr. Paul Stanton

Questions should be directed to: Humboldt Elementary School Principal – Cole Young, 759-4400

Humboldt Elementary School
2750 S. Corral Street
Humboldt, Arizona
Cole Young, 928-759-4405

Quality Instruction is the single most important resource we have at Humboldt Elementary. It is the crux of our success. Our teachers are highly qualified and driven to motivate our students to reach their maximum potential. The programs our teachers use to deliver quality instruction are evaluated strictly on their components being research-based, effectively using the intervention of small group instruction, maximizing student achievement through identifying skill gaps, and quality, researched-based curriculum that monitors a child's progress throughout his/her instructional use. Depending on the need of the child we have many programs to use to diagnose and prescribe necessary intervention to the root cause of a child's inability to reach the aptitude of his or her grade level.

We use the following curriculum to support pertinent, effective, individual student success. Our Tier One support is having effective instruction in the classroom. Teachers have an uninterrupted 90-minute reading block every day that includes 40 minutes assigned to whole group instruction, highlighting a common objective/theme to reading throughout the week. The remaining time is to work with students at their instructional level, as well as attack specific skills individual student are struggling to understand. Teachers break groups into both guided reading and skill groups to meet the needs of his/her classroom. Teachers are supported through Title 1 instructional aide time. Having an instructional aide in the classroom breaks down numbers and ensures each child gets specific attention from a reading content specialist at least once a day.

If a child is struggling and interventions in the classroom are not enough support, we look to Tier Two and Three in the RTI framework. This is where our Title One room and Title One Reading Lab come into play. These powerful interventions have kids in small groups according to their specific needs. Of the 272 students we have at the K-3 level, we will serve over 200 of them throughout the year. This means 75+% of our population benefits from Title One services. Throughout a child's 30 minute stay in Title, he/she is exposed to researched-based Instructional strategies every time they show up. Our 5 aides and teacher focus in on a child's success through a small differentiated/skill group setting, peer partner learning, paired reading, book talks, computer-assisted reading, drill and practice through sight word/phrase practice, guided and assisted reading, and reader's theater. This is done using the following programs: Kindergarten Peer Assisted Learning Program (KPALS), Peer Assisted Learning Program (PALS), Spalding, Scott Foresman Early Reading Intervention, Reading Counts Enterprise Edition, LETRS Timed Readings, Basic Skill Builders, Lexia Reading, Read Naturally, Phonics for Readers, AIM for Reading, and Dolch Words and Fry Words.

As you can see, our tool belts are filled with quality programs and strategies ready to intervene and help our students attain their goals of reading at or above grade level by third grade. The teachers and staff wearing those tool belts are the best at what they do, teach. This combination provides for the one-two punch when it comes to our tenacious quest of helping every student who comes through our doors.

Student success through achievement is built into our culture at HES. We work our tails off every day for one reason: to provide every student an opportunity to shine. Our infrastructure is one of setting goals, monitoring them, challenging them, and conquering them with higher expectations for every student. This is not an easy task; however, providing students the opportunity to achieve inspires them to do their best on a daily basis. Our educational framework is laden with levels of motivation and

support. For example, students (school-wide) are challenged to be part of our 'Blue Crew.' This is a sought-after group by all students on campus. Students are recognized and rewarded for being assessed as a top 80% reader in the nation based on both the Scholastic Reading Inventory and AIMS. Targets of what they need to be a 'Blue Crew' member are placed in each class, displayed with current members and what students need to attain to reach this goal. Students then set reasonable goals as they embark on the upward trajectory to earn the opportunity to be amongst the top readers in the school and country. Class goals are also set and grade-levels square off in friendly quarterly competitions. We also use our quarterly Lexiles to motivate students to keep reading and pushing the envelope of their comprehension. We assess and reward students who show growth. This applies to both our best readers and those making measureable gains towards their goal, at all levels. Every month, students are given the opportunity to be recognized as our top reader of the quarter at their specific grade level/ class of the quarter. Students are able to read books, take quizzes, and earn points. The points that students earn do not just accrue towards being top reader every month, but accrue credit at our quarterly 'shop 'till you drop' reading achievement store. Every child who earns a point has the opportunity to shop at this motivational shopping spree. Every Spirit and Pride assembly, students are awarded certificates for their improvements made in the area of reading through comprehension and fluency. For this motivational framework to be successful, it takes a staff that supports our mission, monitors students' achievement, provides differentiated/skill specific instruction, effective Title 1 program, parental/community support, and a dedication of making every student 'our' student. We truly are that 'village.'

Our Title One program is the ebb and flow of our reading substructure. This program is embedded in all that happens with reading at HES. Our Title One Program provides support through data, assessment, manpower, endless classroom/teacher support in the areas of instruction and PD, and a tireless sponsorship of all that is done motivationally for our students in the areas of reading. With that being said, our Title One program in coordination with all other programs is our flag ship instructional intervention when it comes to driving the reading program here at HES. Title One in coordination with the classroom schedule is set to only assist students when teachers have finished their whole group instruction in reading. Only then can Title One take groups for small group intervention. These same requirements apply to our Title One reading lab. Students may not be pulled out of core curriculum. A student never misses grade-level instruction because of intervention at his/her instructional level. Title One works closely with all areas of Special Education, coordinating and assisting to make sure a child maximizes his/her academic supports and does not have to choose between any. The collaboration and collegiality of all staff is paramount when scheduling and providing services for our students. This coordination of efforts provides all students every opportunity to succeed within a course of study that is specifically designed to address his/her specific skills. We need to make sure that every child maximizes all of the available highly qualified professionals on staff that diagnose and prescribe the most effective instruction for each child's success.

Professional Development is ever changing and on-going as we try and meet the needs of the students whom all have varying abilities and attend HES. As research uncovers effective reading strategies in assisting our students' ability to be more adept readers, it is our job to keep abreast of the information and be ready for implementation. We have had extensive training by the State in the areas of Response to Intervention (RTI). This training has brought to light the importance and significance of high-quality instructional practices in both classrooms and throughout a child's exposure to small-group intervention times. In keeping up with assessment, the District has moved to DIBELS Next which all Title staff was trained on and able to implement, at the beginning of the year, with students. We have had extensive training in Lexia, a computer-based program that supports students and provides a one-on-one

environment that is focused on individual skill development. Our Para pros all have had extensive training in the areas of implementation of effective instruction using the researched-based programs used in both the Title One room and our Reading Lab. The importance of this professional development has our aides and teachers using the corrective materials both consistently and with fidelity. This is invaluable as we deliver instruction to students up to 3 times a day depending on his/her individual needs. All teachers have ample opportunity to be involved at a District level to enroll themselves in Humboldt 101 courses. Each course being offered is viable and current to the immediate needs of today's classroom. The courses include opportunities in the areas of classroom management, instructional strategies, Common Core, Inductive Strategies for students, Data Analysis, Assessment, etc... These classes reinforce the many initiatives the District sees necessary for effective teachers and their instruction. Professional Development in the area of student growth data has been a big push on our campus. As a campus, we have identified students, looked at their growth, found root cause, assigned skill groups, progress monitor, and adjust as their outcomes and goals are realized. Taken a step further, we have also talked in PD sessions concerning how to increase growth for all of our students using multiple points of data, including Galileo. This software has been a big undertaking, but has focused our efforts on students, their particular needs and what we need to do in response to their current performance. Every Wednesday, we have the opportunity to address the PD needs of our campus. By looking at the data and reflecting on our teaching abilities dictates the specific needs we have as a staff and the need our students. We continue to offer PD in the areas of the writing process, data, interpretation of assessment, reading strategies, small group instruction, action plans, etc...

Our partnership with parents is an area we continue to develop and improve. We have seen through surveys that our communication has been very effective to our parents concerning their child's performance and how we are responding to their personal needs. This consistent flow of information has maintained a base of trust and strengthened partnerships between families, parents and community. We have developed a tutoring program with Embry-Riddle, local Aeronautical University, where cadets come on to campus and work with students while they are in class and engaged in instruction. Our school has volunteers coming into the classroom to assist teachers in their instruction. Our Panda Booster Club has parents, teachers, students, and community organizations working hand in hand supporting the student achievement initiatives of the school. Our District offers courses on Love and Logic to parents, encouraging their participation in the school, making that home to school connection. We partner with the Foster Grandparent program from NAU to help in our kindergarten rooms. We have a large influence in our small community. Partnering with the town, community center, local businesses and service organizations only makes sense. Bringing lots of vested people together to work on an initiative for the school, brings valuable resources and builds bonds of support. Without the parents, community, service organizations, and families we are a stand-alone entity providing a service, not the dynamic educational literacy center that ensures the well-being of each and every child that comes to our campus.

Our success has everything to do with our staff and their uncompromising efforts to serve the students of our community. Everyone that works at HES brings something unique to each child's educational experience; however, all staff share a common bound, high expectations. Our teachers and staff have every opportunity to make an excuse why our students can't learn, but they don't. We make no excuses and hold ourselves to the level we expect from our students. There is never a challenge neither too big nor small when it has to do with the students at HES. We are a focused group of highly qualified, effective instructors who band together to accomplish what most would think the impossible. Every student we have is a Humboldt Panda, under the care and watchful eye of every adult on campus! All students will achieve... no exceptions!

Humboldt Elementary School is the proud "Home of the Pandas." We are a true rural, community school. We sit nestled in Humboldt, Arizona on top of a hill overlooking the history and nostalgia of the one-time boom, mining town of Humboldt. We continue the history and tradition of our surroundings by ringing our 55+ year-old bell to signify both the beginning and end of the school day. As a school, we collaboratively have developed the following mission: "We are a community dedicated to teaching, nurturing and supporting our students and families in a safe, respectful and responsible environment in order to ensure success in learning and life." We feel this describes who we are, as well as the focus we pride ourselves on when it comes to our students' achievement academically, emotionally, and socially.

Our school enrollment is right around the 500 mark every year. This unique enrollment allows all staff to develop a close knit relationship with every student who attends our K-6 facility. Our staff provides students a high-quality experience both inside and out of the classroom. We focus on providing each student with a personalized educational experience. Students who have attended Humboldt Elementary talk about the many traditions we celebrate throughout the year, the caring staff, and a desire to return to the place where everyone knows them.

Academically, we challenge ourselves to stay abreast of the most current teaching strategies. In learning these "researched-based best practices," we can provide our students with an exceptional education. Our dedicated staff continuously strives to develop themselves professionally. We are a facility dedicated to student success. Our highly-qualified professional staff has the ability to assess, diagnose, and prescribe an appropriate and outstanding education to all the students we serve.

Our school is a designated Title One School with a free and reduced population of 70%. Regardless of wealth, background, gender, age, ethnicity, etc..., our school places emphasis on each child that walks through our door. Our school focuses on our students in the areas of literacy and its development. We know that due to the circumstances of our surrounding neighborhood, our students don't come with the background knowledge and exposure to books, print, and enjoyment of reading. Our Title One program serves 75+% of all our K-3 students. We make it our mission to ensure all students receive quality instruction in all academic areas, using quality curricular materials, with an emphasis in core reading, writing and math.

We also provide both before and after-school activities to not only support our curriculum, but enrich and enhance it. We provide Homework Club, Learning Center, Sports (Flag football, Volleyball & Track), Sewing Club, Reading Counts, Yearbook, & Student Council. These offerings provide the opportunity for students to stay at school in a safe, nurturing environment focused on their success.

With the many challenges we face, No Child Left Behind and its mandates have provided clear direction and benchmarks to student achievement. We have met those goals by continuing to improve our scores on our state assessment and keeping abreast of best teaching practices. The state of Arizona has a new labeling system for schools that identifies each school and their achievement on the AIMS assessment. We have progressed from a barely 'Performing' label in 2004 to a 3-Time Excelling, Back-to-Back 'A' label, Rodel Exemplary School, Casey Foundation Winner, and National Blue Ribbon School, since then. Recently, we have been named both a Student Growth School and Reward School by our Arizona Department of Education. Our scores have put HES in the top 5% of all Arizona schools. Looking even further into our circumstances and nature of our surroundings, you can easily tell we serve our students to the absolute best of our capabilities.

DISCUSSION ITEMS

Item 11C.

HR Update

HUMBOLDT UNIFIED SCHOOL DISTRICT

TO: Humboldt Unified School District Governing Board Item # *11C*
FROM: Dan Streeter, Director of Human Resources Reading
DATE: January 8, 2013 Discuss X
SUBJECT: HR Update Action

OBJECTIVE: Goal # 4 Attract and Retain Highly Effective Employees

SUPPORTING DATA:

At the October 16, 2012 Governing Board meeting, the HUSD Governing Board approved a fourth Board goal, *to attract and retain highly effective employees through fair and equitable practices that meet the needs of our employees in an effort to ensure student success*. Embedded within this goal are three specific strategies designed to enhance the successful implementation of the goal:

- Attract highly effective employees to the District
- Retain highly effective employees in the organization
- Identify and increase the ways in which we can support our employees

Currently the HR Department is working, in cooperation with various administrators, to implement activities to meet the strategic priorities outlined in the goal. Specifically, I have met with each principal to review current and projected enrollment numbers that will affect future staffing needs. These discussions have included the identification of future leaders within our district as well as potential retirements and resignations that may impact our district as we begin identifying staffing needs for the 2013-2014 school year. From these discussions, we have begun to develop a timeline and protocol for the annual staffing of certificated personnel. This is being done in an effort to standardize our procedures for hiring new employees as well as addressing employee transfers.

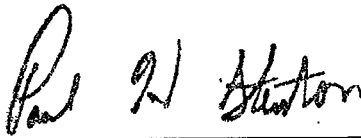
As we move into the Spring semester, the HR Department will be:

- developing recruitment materials for new employees;
- conducting a market analysis to compare salaries and benefits packages for various employment groups;
- reviewing our current Exit Surveys for employees; and
- reviewing our current ESI procedures to ensure maximum benefit for employees and the District.

SUMMARY & RECOMMENDATION:

N/A

Approved for transmittal to the Governing Board:



Dr. Paul H. Stanton, Superintendent

Questions should be directed to: Dan Streeter @ 759-4006