

Project Observation Report

Project Name:	Tri Tech East Building C 1.5	Project No.	2208
Report #:	42		
Observation Date:	7-19-23	Last Report:	7-12-23
Prepared By:	Steve Mallory, AIA	Contractor:	Banlin

Weather:

Sunny	Wind calm	64°		From: 7:20am	To: 7:55am
-------	-----------	-----	--	--------------	------------

Construction Activity Observed:

Schedule Activity No.	Work in Progress
	Handing cord reels
	Working on the wiring near the plumbing in the mechanical room
	General cleaning

Labor Resources Observed:

Contractor-Quantity	Contractor-Quantity
Banlin 1	Electrician – 1
Plumber -1	Low voltage - 3

Observed Equipment on site: Sanican, scissor lift

Others/ Inspectors on site: -

Field Discussions: Checked in with Matt. No issues, except call for grass sprinklers on the south side of the building. Subs here today are working on electrical and low voltage. Plumber here to reinstall/ pipe in the water softener. Tyler mounting electrical cord reels (14). Low voltage – lighting control work on-going. Big D’s here this week to do their punchlist including the east site grading and the northwest water valve uncovering. Air barrier test passed on Monday, Vacuum system parts being replaced this week. EVCO here early next week to install the S2 panel (S2 parts here on Monday) and access controls. Audio visual here next week. Matt to seal the sidesplashes on the dogwash stations.

Percent Complete:	Pay-app (#9)	Completion Date:
Contract Amount	\$3,774,429.00	Original Contract NTP: Sept 21, 2022
Change Orders:	\$73,161.53 (COP#2 - \$29,820.47)	
Adjusted:	\$3,847,590.53	
Completed:	\$3,345,929.00, with \$167,296.45 retained	
Current Payment	\$137,402.50 (Incl. WSST)	Change Order date adjustment: 0 days
Overall % Complete:	87.0%	Expected Project End Date: July 15, 2023

Change Order Breakdown: CO#2: Asphalt (COP#8) \$10,636.32, Concrete (COP#9) \$2,563.76, Parapet flashing (COP10) \$4,143.79, Trap primer relocate (COP11) \$6,058.46, Vet Sink credit (COP 12) -\$15,250.91, Add USB (COP 13) \$14,063.29, Data Rack (COP 14) \$3,294.13, VCT waxing (COP 15) \$4,311.63.

Inspection Reports: Air barrier inspection passed

As-Builts: No issues.

Preparers Comments: They are nearing completion of the work except for a few outstanding parts for the Fire alarm system and the Intercom systems. Signage is installed and the clocks are all working. Doing the final punchlist work in the next few days. Some final cleaning remains. Fire alarm systems wired but not complete Low voltage work nearly complete. The DOAS, RTUs and ERV is now installed. Computer cabinet is wired and the water heater is set and there continues to be work near the water softener. Floor protection sheets remain. Final cleaning to do in mechanical room.

Construction Site Photos:



Looking west at the south side of the building and south property line



Looking north at the East Elevation



Looking north along the central curb



Looking east at the remaining plumbing items along the south property line



East Elevation



Looking southwest at the East Elevation




Looking south along the central curb



North site



Alleyway



Alleyway –west



Looking south along the west edge of the building



North elevation



Sender wire mounted at gas meter



North sidewalk ramp




Northeast peninsula



Main entry doors and sidelites interior view



Inner vestibule doors to the east-west corridor



Drinking fountain




Looking north at the main entry doors



Mechanical room – Janitor's sink




Mechanical room –north wall



Wiring access control




Looking north along the shop's east wall and lockers with diamond plate top



Looking west along the south wall of the shop




Looking northwest towards the shop's electrical panels and transformer mounted on the wall



Looking southwest at the shop's west wall




Storage room backboard and equipment, relocated lower panels to north wall - paint



Looking south at the southeast corner of the north classroom




Looking southwest across the north classroom



Looking east at the main east-west corridor




Lab – looking south into the lab from the north lab door



Lab – looking south at the east wall casework




Exam room casework



Kennels



Kennel Room vacuum and janitor sink on the north wall



Lab- looking southwest at the dogwash stations



Lab – eyewash station and east wall



Looking at the casework in the northwest corner of the south classroom



Looking northeast across the south classroom



Looking east at the casework on the east and south walls of the south classroom



Looking south casework of the south classroom



Looking north at the casework at the east wall of the south classroom