



2020-2021 Santa Fe ISD

January Board Workshop- January 20th, 2021

5 Year Board Goals

HB 3 Five Year Board Goals

School Boards are required to adopt plans in early childhood literacy and math, as well as college, career, and military readiness (CCMR).

Required- 3rd Grade Math and Reading, overall year to year and by student group in the Closing the Gaps Domain, PL plan for campuses not on track to meet goals

*Domain 3 Student Groups – based on the **Meets Grade Level Proficiency Level** (not Approaches Grade Level - passing)

Required- CCMR, overall year to year and by student group in the Closing the Gaps Domain

Pre-K Reading and Math

The percent of students that score on track in phonological awareness on Circle EOY will increase from 70% to 89 % by June 2025.

Reading Yearly Target Goals – All Students					
2020	2021	2022	2023	2024	2025
70 (BOY)	85	86	87	88	89

The percent of students that score on track in math concepts on Circle EOY will increase from 70% to 89 % by June 2025.

Math Yearly Target Goals – All Students					
2020	2021	2022	2023	2024	2025
70 (BOY)	85	86	87	88	89

*BOY = Beginning of Year Data

Kinder Reading

The percent of students that score approaches and/or meets grade level on the Benchmark Assessment System will increase from 78% to 91% by June 2025.

Yearly Target Goals – All Students							
2018	2019	2020	2021	2022	2023	2024	2025
78	87	72 MOY	87	88	89	90	91

Closing the Gaps Student Group Yearly Targets					
	Hisp.	White	SPED	ED	EL
2018	74	78	40	68	76
2019	81	90	49	79	81
2020					
2021	83	91	51	81	83
2022	84	91	52	82	84
2023	85	92	53	83	85
2024	86	92	54	84	86
2025	87	93	55	85	87

Kinder Math

The percent of students that score approaches and/or meets grade level on the Math Progress Monitoring will increase from 82% to 91% by June 2025.

Yearly Target Goals – All Students							
2018	2019	2020	2021	2022	2023	2024	2025
82	85	89 MOY	87	88	89	90	91

Closing the Gaps Student Group Yearly Targets					
	Hisp.	White	SPED	ED	EL
2018	80	82	68	72	76
2019	81	83	70	72	77
2020					
2021	83	85	72	74	79
2022	84	86	73	75	80
2023	85	87	74	76	81
2024	86	88	75	77	82
2025	87	89	76	78	83

1st Reading

The percent of students that score approaches and/or meets grade level on the Benchmark Assessment System will increase from 65% to 90% by June 2025.

Yearly Target Goals – All Students							
2018	2019	2020	2021	2022	2023	2024	2025
65	81	62 MOY	86	87	88	89	90

Closing the Gaps Student Group Yearly Targets					
	Hisp.	White	SPED	ED	EL
2018	45	66	34	57	45
2019	75	83	50	70	75
2020					
2021	77	85	52	72	77
2022	78	86	53	73	78
2023	79	87	54	74	79
2024	80	88	55	75	80
2025	81	89	56	76	81

1st Math

The percent of students that score approaches and/or meets grade level on the Math Progress Monitoring will increase from 78% to 90% by June 2025.

Yearly Target Goals – All Students							
2018	2019	2020	2021	2022	2023	2024	2025
78	80	83 MOY	86	87	88	89	90

Closing the Gaps Student Group Yearly Targets					
	Hisp.	White	SPED	ED	EL
2018	75	80	67	72	79
2019	76	81	68	73	80
2020					
2021	78	83	70	75	82
2022	79	84	71	76	83
2023	80	85	72	77	84
2024	81	86	73	78	85
2025	82	87	74	79	86

2nd Reading

The percent of students that score approaches and/or meets grade level on the Benchmark Assessment System will increase from 67% to 90% by June 2025.

Yearly Target Goals – All Students							
2018	2019	2020	2021	2022	2023	2024	2025
67	81	71 MOY	86	87	88	89	90

Closing the Gaps Student Group Yearly Targets					
	Hisp.	White	SPED	ED	EL
2018	45	68	27	59	38
2019	75	82	37	79	80
2020					
2021	77	84	39	81	82
2022	78	85	40	82	83
2023	79	86	41	83	84
2024	80	87	42	84	85
2025	81	88	43	85	86

2nd Math

The percent of students that score approaches and/or meets grade level on the Math Progress Monitoring will increase from 74% to 90% by June 2025.

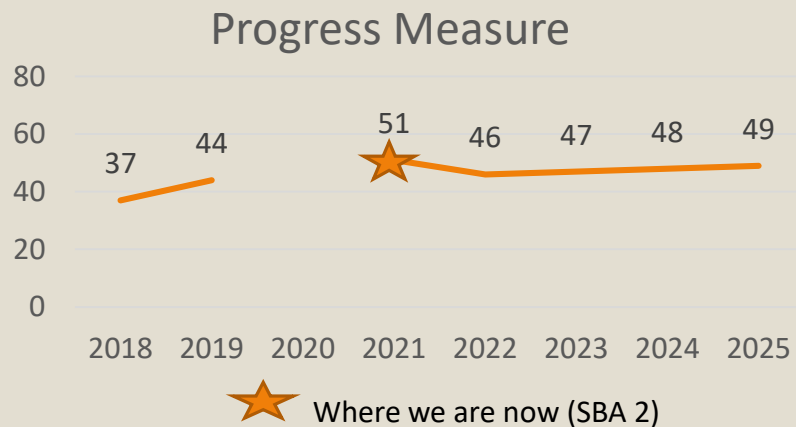
Yearly Target Goals – All Students							
2018	2019	2020	2021	2022	2023	2024	2025
74	82	87 MOY	86	87	88	89	90

Closing the Gaps Student Group Yearly Targets					
	Hisp.	White	SPED	ED	EL
2018	72	80	54	78	68
2019	79	81	55	79	79
2020					
2021	81	83	57	81	81
2022	82	84	58	82	82
2023	83	85	59	83	83
2024	84	86	60	84	84
2025	85	87	61	85	85

3rd Grade Reading

The percent of students that score Meets Grade Level or above on 3rd Grade STAAR Reading will increase from 37% to 49 % by June 2025.

Yearly Target Goals – All Students								
2018	2019	2020	2021	2022	2023	2024	2025	State Target
37	44		45	46	47	48	49	44

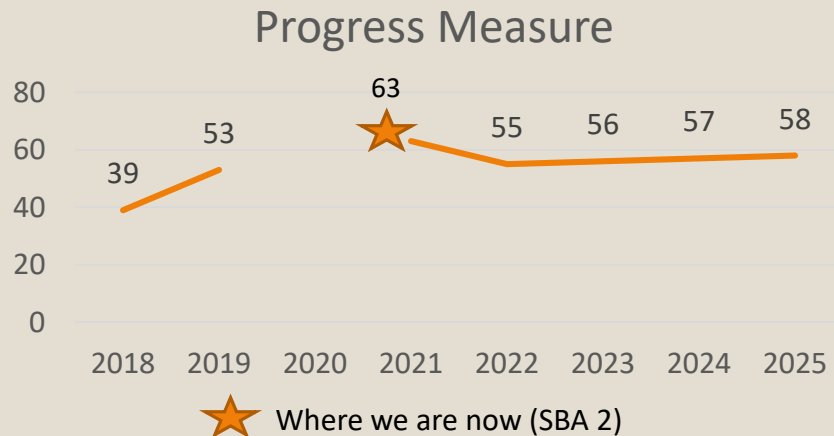


Closing the Gaps Student Group Yearly Targets					
	Hisp.	White	SPED	ED	EL
State Targets	37	60	19	33	29
2018	31	39	8	29	25
2019	34	47	10	37	20
2020					
2021	36	50	14	39	24
2022	37	54	15	40	26
2023	38	58	18	41	28
2024	39	60	19	42	29
2025	40	62	20	43	30

3rd Grade Math

The percent of students that score Meets Grade Level or above on 3rd Grade STAAR Math will increase from 39% to 58% by June 2025.

Yearly Target Goals – All Students								
2018	2019	2020	2021	2022	2023	2024	2025	State Target
39	53		54	55	56	57	58	46

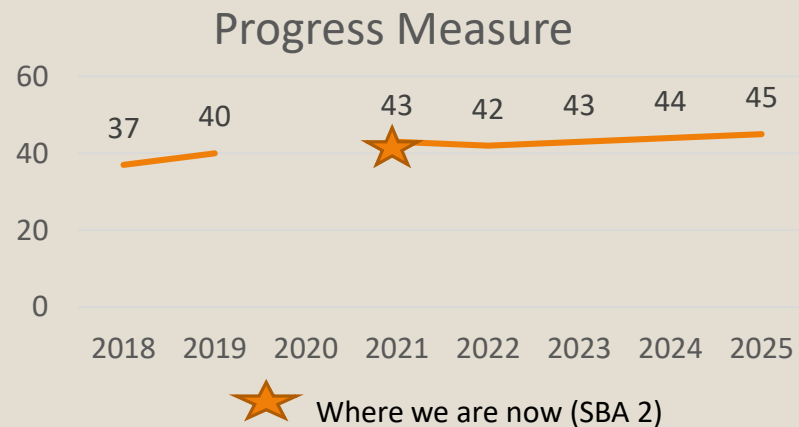


Closing the Gaps Student Group Yearly Targets					
	Hisp.	White	SPED	ED	EL
State Targets	40	59	23	36	40
2018	38	40	8	30	33
2019	37	58	15	42	25
2020					
2021	39	60	18	43	30
2022	40	61	20	44	34
2023	41	62	22	45	38
2024	42	63	24	46	40
2025	43	64	26	47	42

4th Grade Reading

The percent of students that score Meets Grade Level or above on 4th Grade STAAR Reading will increase from 37% to 45 % by June 2025.

Yearly Target Goals – All Students								
2018	2019	2020	2021	2022	2023	2024	2025	State Target
37	40		41	42	43	44	45	44

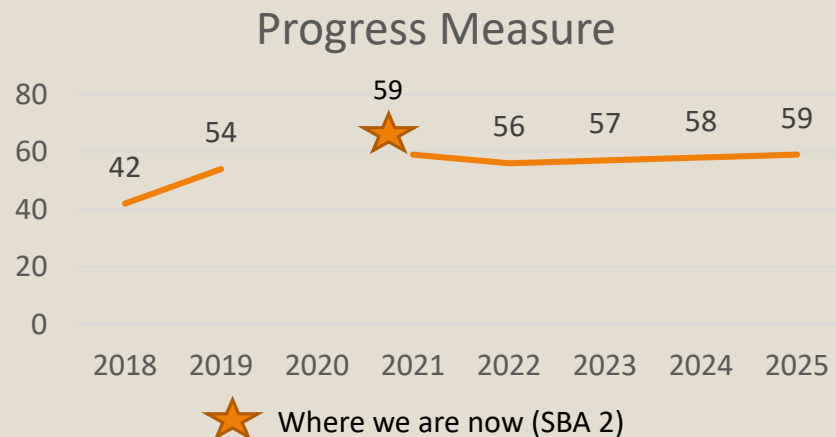


Closing the Gaps Student Group Yearly Targets					
	Hisp.	White	SPED	ED	EL
State Targets	37	60	19	33	29
2018	33	39	18	29	12
2019	32	42	3	33	21
2020					
2021	35	45	8	35	26
2022	36	48	11	36	28
2023	37	52	14	37	29
2024	38	56	17	38	30
2025	39	60	20	39	31

4th Grade Math

The percent of students that score Meets Grade Level or above on 4th Grade STAAR Math will increase from 42% to 59% by June 2025.

Yearly Target Goals – All Students								
2018	2019	2020	2021	2022	2023	2024	2025	State Target
42	54		55	56	57	58	59	46

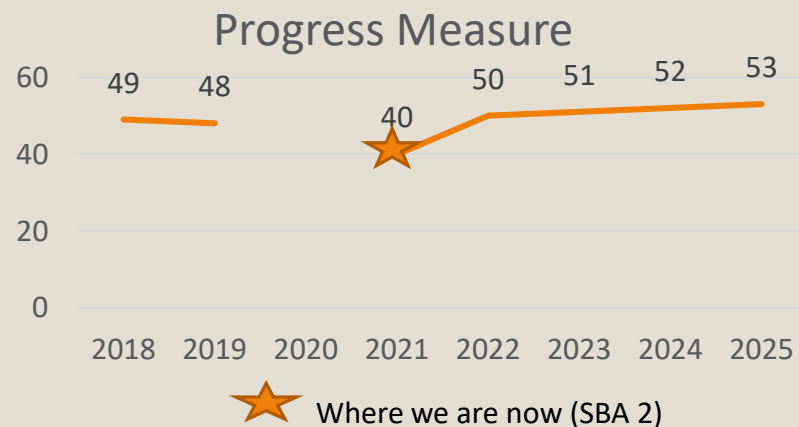


Closing the Gaps Student Group Yearly Targets					
	Hisp.	White	SPED	ED	EL
State Targets	40	59	23	36	40
2018	36	45	18	31	18
2019	49	55	6	45	43
2020					
2021	51	57	12	47	45
2022	52	58	14	48	46
2023	53	59	17	49	47
2024	54	60	21	50	48
2025	55	61	24	51	49

5th Grade Reading

The percent of students that score Meets Grade Level or above on 5th Grade STAAR Reading (1st admin) will increase from 49% to 53 % by June 2025.

Yearly Target Goals – All Students								
2018	2019	2020	2021	2022	2023	2024	2025	State Target
49	48		49	50	51	52	53	44

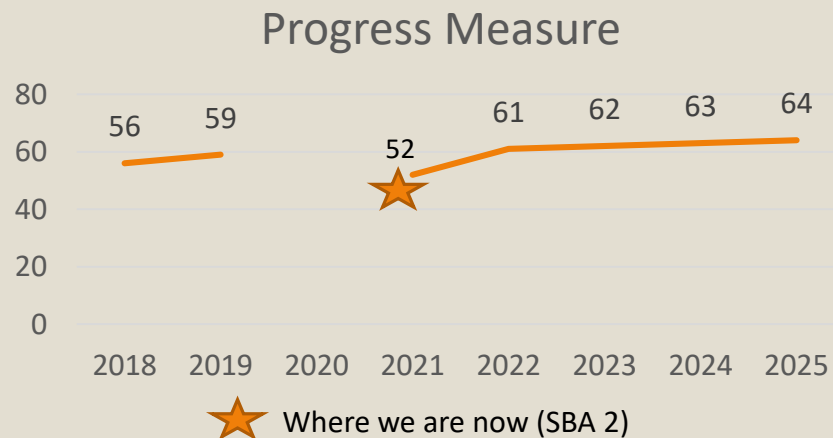


Closing the Gaps Student Group Yearly Targets					
	Hisp.	White	SPED	ED	EL
State Targets	37	60	19	33	29
2018	43	51	8	36	18
2019	45	48	21	42	21
2020					
2021	47	53	23	44	25
2022	48	56	24	45	27
2023	49	58	25	46	29
2024	50	60	26	47	30
2025	51	61	27	48	31

5th Grade Math

The percent of students that score Meets Grade Level or above on 5th Grade STAAR Math (1st admin) will increase from 56% to 64% by June 2025.

Yearly Target Goals – All Students								
2018	2019	2020	2021	2022	2023	2024	2025	State Target
56	59		60	61	62	63	64	46

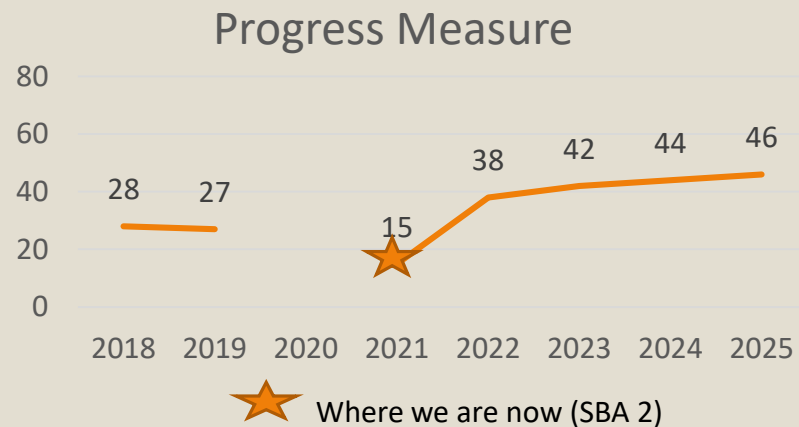


Closing the Gaps Student Group Yearly Targets					
	Hisp.	White	SPED	ED	EL
State Targets	40	59	23	36	40
2018	57	56	12	48	36
2019	58	59	25	46	37
2020					
2021	60	61	27	48	39
2022	61	62	28	49	40
2023	62	63	29	50	41
2024	63	64	30	51	42
2025	64	65	31	52	43

6th Grade Reading

The percent of students that score Meets Grade Level or above on 6th Grade STAAR Reading will increase from 28% to 46 % by June 2025.

Yearly Target Goals – All Students								
2018	2019	2020	2021	2022	2023	2024	2025	State Target
28	27		36	38	42	44	46	44

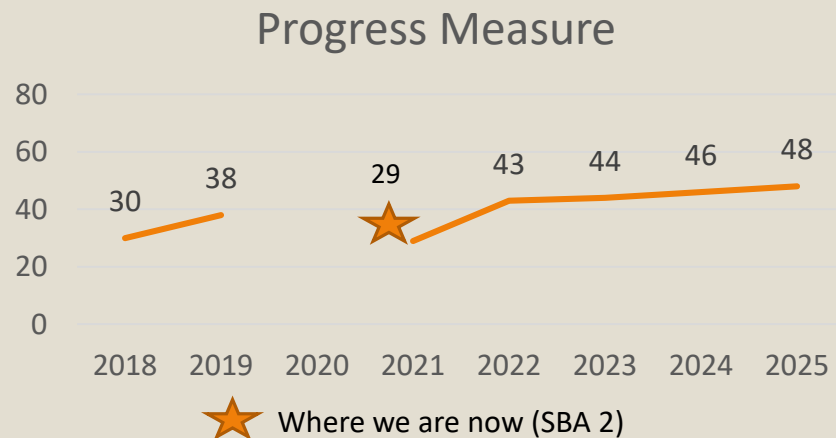


Closing the Gaps Student Group Yearly Targets					
	Hisp.	White	SPED	ED	EL
State Targets	37	60	19	33	29
2018	21	29	8	18	0
2019	23	27	13	22	0
2020					
2021	30	40	16	26	15
2022	32	48	17	28	20
2023	34	56	18	30	25
2024	37	60	19	33	29
2025	40	64	20	36	32

6th Grade Math

The percent of students that score Meets Grade Level or above on 6th Grade STAAR Math will increase from 30% to 48% by June 2025.

Yearly Target Goals – All Students								
2018	2019	2020	2021	2022	2023	2024	2025	State Target
30	38		42	43	44	46	48	46

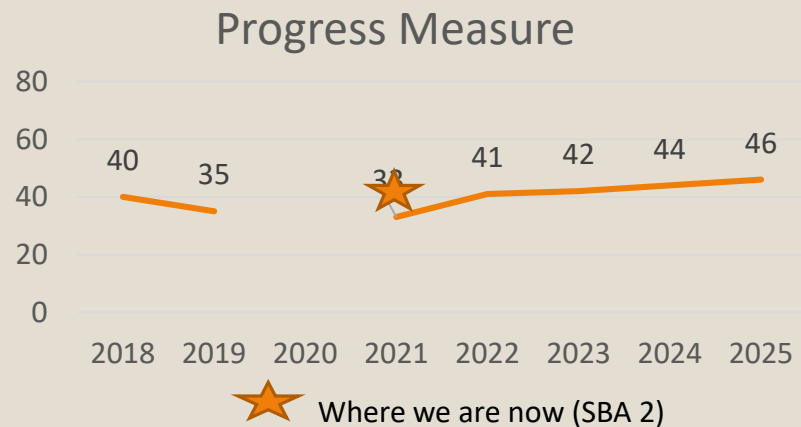


Closing the Gaps Student Group Yearly Targets					
	Hisp.	White	SPED	ED	EL
State Targets	40	59	23	36	40
2018	25	31	8	21	0
2019	27	41	9	30	0
2020					
2021	34	48	15	33	20
2022	36	50	17	34	25
2023	38	55	20	35	35
2024	40	59	23	36	40
2025	42	62	25	37	42

7th Grade Reading

The percent of students that score Meets Grade Level or above on 7th Grade STAAR Reading will increase from 40% to 46 % by June 2025.

Yearly Target Goals – All Students								
2018	2019	2020	2021	2022	2023	2024	2025	State Target
40	35		39	41	42	44	46	44

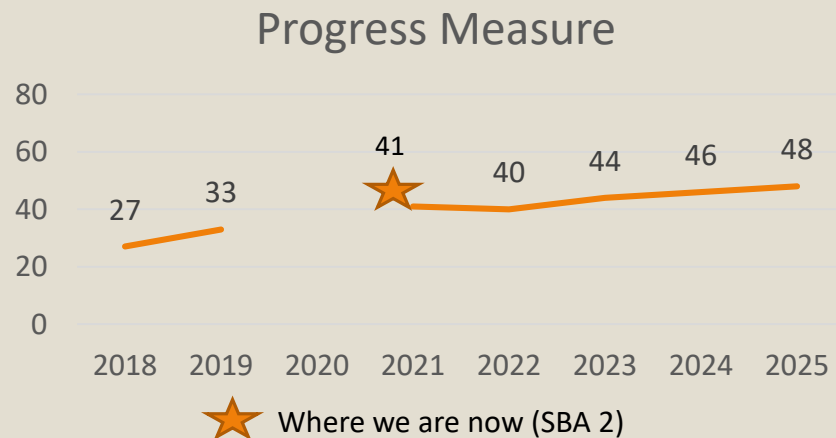


Closing the Gaps Student Group Yearly Targets					
	Hisp.	White	SPED	ED	EL
State Targets	37	60	19	33	29
2018	29	44	5	33	0
2019	29	37	9	23	0
2020					
2021	33	48	14	27	15
2022	34	50	16	30	20
2023	35	55	18	32	25
2024	37	60	19	33	29
2025	39	62	20	34	32

7th Grade Math

The percent of students that score Meets Grade Level or above on 7th Grade STAAR Math will increase from 27% to 48% by June 2025.

Yearly Target Goals – All Students								
2018	2019	2020	2021	2022	2023	2024	2025	State Target
27	33		38	40	44	46	48	46

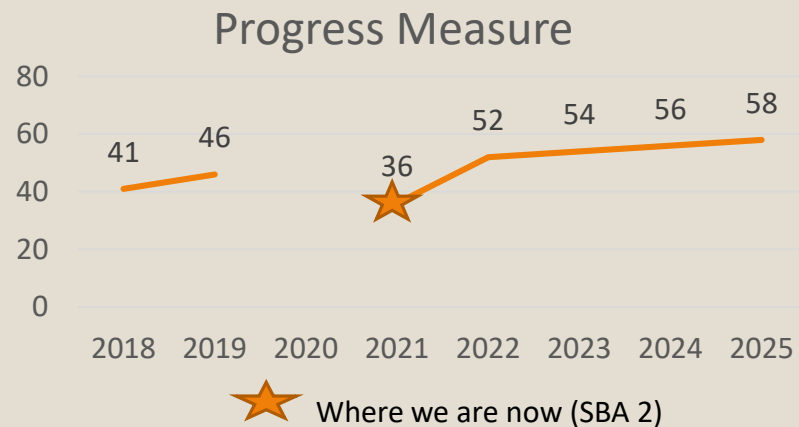


Closing the Gaps Student Group Yearly Targets					
	Hisp.	White	SPED	ED	EL
State Targets	40	59	23	36	40
2018	17	30	5	18	0
2019	30	33	6	23	0
2020					
2021	34	45	15	30	25
2022	36	50	20	32	30
2023	38	55	22	34	35
2024	40	59	23	36	40
2025	42	61	24	38	42

8th Grade Reading

The percent of students that score Meets Grade Level or above on 8th Grade STAAR Reading (1st admin) will increase from 41% to 58 % by June 2025.

Yearly Target Goals – All Students								
2018	2019	2020	2021	2022	2023	2024	2025	State Target
41	46		50	52	54	56	58	44

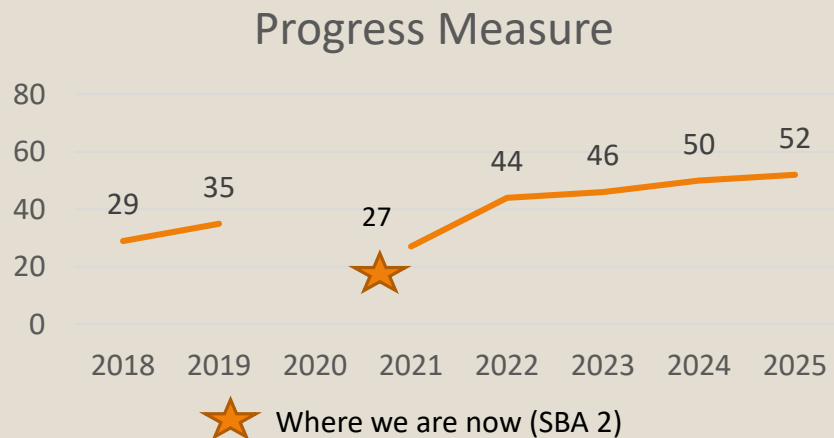


Closing the Gaps Student Group Yearly Targets					
	Hisp.	White	SPED	ED	EL
State Targets	37	60	19	33	29
2018	34	43	3	32	14
2019	39	49	10	35	0
2020					
2021	42	54	14	40	20
2022	44	56	16	42	25
2023	46	58	18	44	30
2024	50	60	20	50	35
2025	52	62	22	52	37

8th Grade Math

The percent of students that score Meets Grade Level or above on 8th Grade STAAR Math (1st admin) will increase from 29% to 52% by June 2025.

Yearly Target Goals – All Students								
2018	2019	2020	2021	2022	2023	2024	2025	State Target
29	35		42	44	46	50	52	46

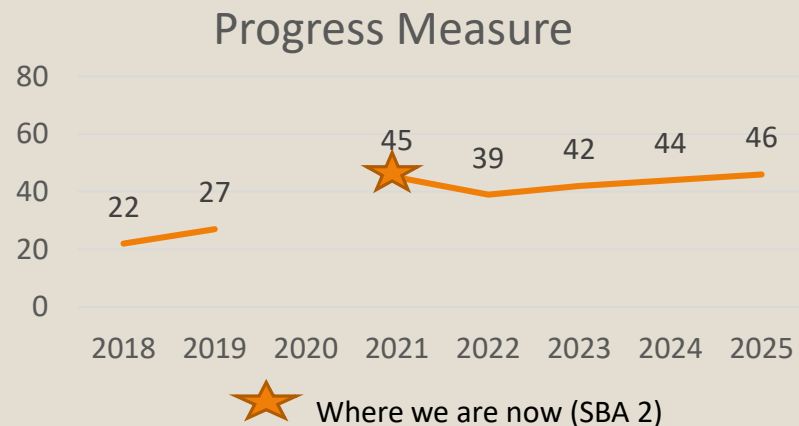


Closing the Gaps Student Group Yearly Targets					
	Hisp.	White	SPED	ED	EL
State Targets	40	59	23	36	40
2018	22	31	0	24	14
2019	40	35	15	34	17
2020					
2021	44	45	20	38	28
2022	46	50	22	40	30
2023	48	55	23	45	35
2024	50	59	25	50	40
2025	52	61	27	52	42

English 1

The percent of students that score Meets Grade Level or above on English 1 EOC will increase from 22% to 46 % by June 2025.

Yearly Target Goals – All Students								
2018	2019	2020	2021	2022	2023	2024	2025	State Target
22	27		34	39	42	44	46	44

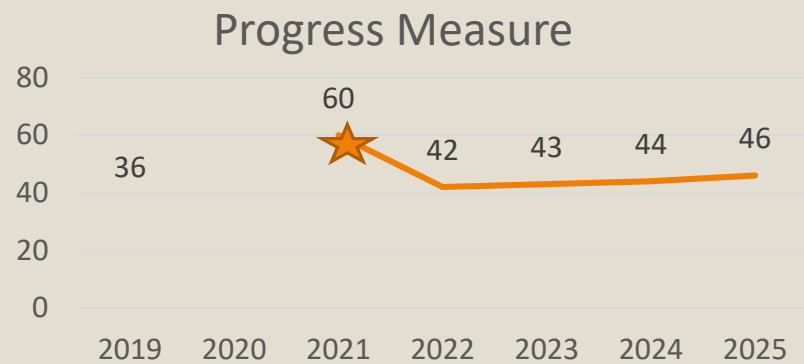


Closing the Gaps Student Group Yearly Targets					
	Hisp.	White	SPED	ED	EL
State Targets	37	60	19	33	29
2018	21	21	2	15	8
2019	23	29	0	21	0
2020					
2021	28	36	6	25	10
2022	31	41	8	28	15
2023	34	46	10	31	20
2024	37	51	12	33	25
2025	40	60	19	35	29

English 2

The percent of students that score Meets Grade Level or above on English 2 EOC will increase from 36% to 46 % by June 2025.

Yearly Target Goals – All Students							
2019	2020	2021	2022	2023	2024	2025	State Target
36		40	42	43	44	46	44



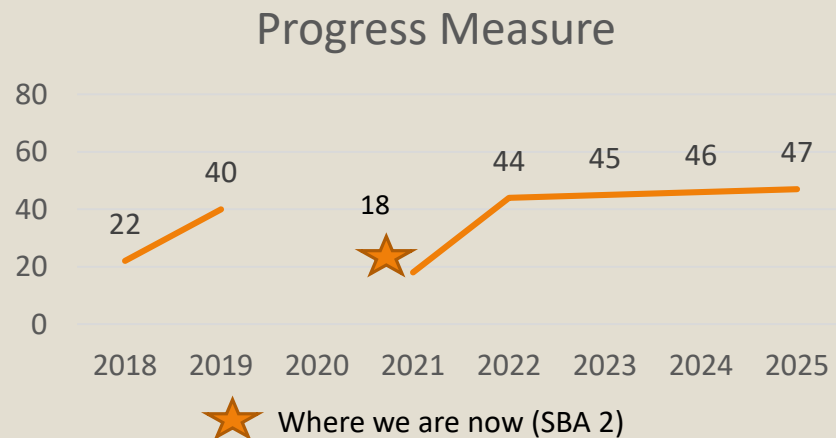
★ Where we are now (SBA 2)

Closing the Gaps Student Group Yearly Targets					
	Hisp.	White	SPED	ED	EL
State Targets	37	60	19	33	29
2019	33	36	2	30	0
2020					
2021	35	46	7	31	10
2022	36	51	10	32	15
2023	37	56	13	33	20
2024	38	60	16	34	25
2025	39	62	19	36	29

Algebra (HS)

The percent of students that score Meets Grade Level or above on Algebra EOC will increase from 22% to 47% by June 2025.

Yearly Target Goals – All Students								
2018	2019	2020	2021	2022	2023	2024	2025	State Target
22	40		43	44	45	46	47	46



Closing the Gaps Student Group Yearly Targets					
	Hisp.	White	SPED	ED	EL
State Targets	40	59	23	36	40
2018	22	22	2	18	0
2019	39	40	15	30	17
2020					
2021	41	45	17	33	20
2022	42	48	19	34	25
2023	43	52	21	35	30
2024	44	57	23	36	35
2025	46	62	25	38	40

CCMR

The percent of students that meet the criteria for CCMR will increase from 38 % to 87 % by June 2025.

Yearly Target Goals – All Students								
2018	2019	2020	2021	2022	2023	2024	2025	State Target
38	49	70	75	78	81	84	87	47



Closing the Gaps Student Group Yearly Targets					
	Hisp.	White	SPED	ED	EL
State Targets	41	58	27	39	30
2018	23	41	0	22	0
2019	36	51	36	44	30
2020	65	74	56	65	70
2021					
2022	73	81	64	73	77
2023	77	84	67	76	80
2024	81	88	70	79	83
2025	85	92	73	82	86