AECOM

Final Preliminary Environmental Assessment of Proposed Katherine Johnson Middle School 2641 Kent Drive Sacramento, California

San Juan Unified School District

Project Number: 60682851

June 6, 2023

Delivering a better world

Quality Information

Prepared by	Checked by	Verified by	Approved by
Wanda L. Farmer Project Manager Wanda.l.farmer@aecom.com 843 209 1534	Ed Tarter, PE Program Manager Edmund.Tarter@aecom.com 916 361 6429	Agatha Kim PE Senior Project Manager Agatha.kim@aecom.com 415 562 7117	Matthew Gerken Project Manager Matthew.gerken@aecom.com 916 205 4385

Revision History

Revision	Revision date	Details	Authorized	Name	Position
01	April 18, 2023	Draft		Matthew Gerken	Project Manager
02	April 27, 2023	Final		Matthew Gerken	Project Manager
03	May 25, 2023	Revised		Matthew Gerken	Project Manager
04	June 6, 2023	Revised		Matthew Gerken	Project Manager

Distribution List

# Hard Copies	PDF Required	Association / Company Name
01	01	Michael Barber & Nic Arps/San Juan Unified School District
		Martha Estrada, Ilona McLaren, & Dan Porter/Kitchell
		Lisa Holcomb & Jose Salcedo/DTSC

Prepared for:
San Juan Unified School District

Prepared by:
Wanda L. Farmer, Project Manager
T: 843 209 1534
E: wanda.l.farmer@aecom.com

AECOM Technical Services, Inc.
2020 L Street, Suite 300
Sacramento, CA 95811
aecom.com

Copyright © 2023 by AECOM

All rights reserved. No part of this copyrighted work may be reproduced, distributed, or transmitted in any form or by any means without the prior written permission of AECOM.

TABLE OF CONTENTS

EXECUTIVE SUMMARY 1
1 INTRODUCTION 1-1
2 OBJECTIVE AND SCOPE 2-1
3 SUBJECT PROPERTY LOCATION AND DESCRIPTION 3-1
4 BACKGROUND INFORMATION 4-1
5 ENVIRONMENTAL SETTING 5-1
5.1 Topography 5-1
5.2 Geology 5-1
5.3 Hydrology 5-2
5.4 Climatology 5-2
6 POTENTIAL SOURCES OF CONTAMINATION 6-1
7 SAMPLING ACTIVITIES AND RESULTS 7-1
7.1 Summary of Activities 7-1
7.2 Boring Clearance 7-1
7.3 Sampling and Analysis 7-2
7.3.1 Sampling Locations and Rationale 7-2
7.3.2 Discrete Soil Sample Collection Procedures 7-3
7.3.3 Active Soil-Gas Sampling 7-4
7.3.4 Field Documentation and Sample Handling Procedures 7-4
7.3.5 Analytical Procedures 7-5
7.4 DISCUSSION OF RESULTS 7-5
7.4.1 Analytical Results for Soil Samples 7-5
7.4.2 Analytical Results for Soil-Gas Samples 7-6
7.4.3 Analytical Results for Background Soil Samples 7-6
8 HUMAN HEALTH SCREENING EVALUATION 8-1
8.1 Exposure Pathways and Media Of Concern 8-1
8.1.1 Conceptual Subject Property Model 8-1
8.1.2 Soil Exposure Pathways 8-1
8.1.3 Water Exposure Pathways 8-2
8.1.4 Air Exposure Pathways 8-2
8.1.5 Summary of Selected Exposure Pathways 8-2
8.2 Exposure Point Concentrations and Chemicals 8-2
8.3 Screening Levels 8-2
8.4 Evaluation Results 8-3
8.4.1 Cancer Risks 8-3
8.4.2 Non-Carcinogenic Health Effects 8-4
8.5 Discussion 8-4
8.6 Uncertainty Analysis 8-5
8.7 Conclusions 8-6
9 PUBLIC PARTICIPATION 9-1

9.1 PEA Work Notice 9-1
9.2 Public Comment Period and Public Hearing....9-1
10 QA/QC PROGRAM 10-1
11 HEALTH AND SAFETY....11-1
12 VARIANCES TO THE WORKPLAN 12-1
13 CONCLUSIONS AND RECOMMENDATIONS 13-1
13.1 Summary and Conclusions 13-1
13.2 Recommendations....13-2
14 LIMITATIONS....14-1
15 REFERENCES....15-1

FIGURES

Figure 1: Subject Property Location Map
Figure 2: Subject Property Layout Map
Figure 3: Atlas Site Plan & Sampling Locations
Figure 4: Proposed New KJMS Layout Plan
Figure 5: Conceptual Site Model

TABLES

Table 1: Lead and Arsenic in Soil
Table 2: Organochlorine Pesticides in Soil
Table 3: Polychloroinated Biphenyls in Soil
Table 4: Volatile Organic Compounds in Soil
Table 5: Summary of Soil Vapor Sample Analytical Results
Table 6: Health Risk Assessment - Soil
Table 7: Health Risk Assessment – Soil Vapor Intrusion to Indoor Air
Table 8: LeadSpread 9 – Lead Risk Assessment Spread Sheet – 95% UCL Concentration
Table 9: LeadSpread 9 – Lead Risk Assessment Spread Sheet – Maximum Concentration
Table 10: Work Sheet: ProUCL 5.2 Statistics for Lead
Table 11: Background Threshold Value for Arsenic

APPENDICES

Appendix A A-1 Limited Investigation Report by Atlas (April 2023)
A-2 Limited Investigation Report Addendum (April 2023)
A-3 Limited Investigation Report Addendum #2 (May 2023)

Appendix B Notice of Work Letter dated April 5, 2023

Appendix C Geologic Map and Background Data Set

Appendix D Public Hearing for Katherine Johnson Middle School Construction Project at Board of Trustees' Meeting May 9, 2023 Public Comments

EXECUTIVE SUMMARY

AECOM Technical Services, Inc. (AECOM) conducted a Preliminary Environmental Assessment (PEA) of the Proposed Katherine Johnson Middle School located at 2641 Kent Drive in Sacramento, California (Subject Property) located north of El Camino Avenue and east of Fulton Avenue in the City of Sacramento, California (Figure 1). The PEA was conducted for the San Juan Unified School District (SJUSD). The California Department of Toxic Substances Control (DTSC) provided regulatory oversight for the PEA.

The subject property consists of one parcel of land that is designated as Assessor Parcel Number (APN) 268-029-000-10000, approximately 9.75-acres. The subject property was an active adult center built in 1953 as an elementary school. The school consisted of gymnasium/multi-purpose room with stage, front office, library/media center, kitchen, classrooms, restrooms, utility rooms, server room, electrical rooms, breezeways, grass field, large, fenced vegetable garden, baseball field, basketball courts, four mobile trailers, and asphalt parking lots (Figure 2).

Historical documents indicate that the subject property has been developed since at least 1954 through present day as an elementary school, head-start program/pre-school, and adult learning center. The school added basketball courts, what appears to be tennis courts, baseball field, and parking lots between the 1950s until the 1970s. Prior to the 1950s the subject property was cleared fields that appear to be agricultural.

The PEA field investigation was performed in March and April 2023, by Atlas Technical Consultants (Atlas) and TEG-Northern California (TEG), a licensed C-57 drilling contractor under contract with SJUSD. Soil samples were collected from 49 locations and submitted to environmental laboratories for analysis of various chemicals of concern (COCs), such as metals like arsenic and lead, volatile organic compounds (VOCs), organochlorine pesticides (OCPs), and polychlorinated biphenyls (PCBs). Active soil-vapor samples were also collected at 5 ft below ground surface (ft bgs) and 10 ft bgs from dual-nested soil vapor points at two locations (SV-1 to SV-2) and submitted to an environmental laboratory for analysis of VOCs. Elevated concentrations of COCs were detected in five soil and both soil vapor samples. After discussions with the SJUSD and DTSC, follow-up soil vapor sampling was performed on April 7, 2023. The follow-up sampling included three additional soil vapor locations (SV-3 through SV-5) with samples collected from 5 ft bgs (“s”) and 10 ft bgs (“d”) dual-nested soil vapor points at each location. On April 28 and May 1, 2023, ten additional boring locations (SV-6 through SV-15) were drilled and dual-nested soil vapor points at 5 (“s”) and 10 ft bgs (“d”) were installed at each location.

The limited investigative sampling information, sampling, implementation, and data was conducted by a third party (Atlas) and have been furnished to AECOM by SJUSD to prepare this report. AECOM has relied on this information as furnished and is neither responsible for nor has confirmed the accuracy of this information.

A human health screening level evaluation was conducted using the laboratory analytical results. The maximum detected concentrations in on-site soil were compared to residential soil screening levels established by DTSC, the San Francisco Bay Regional Water Quality Control Board (SFRWQCB), and the United States Environmental Protection Agency (USEPA). The maximum

detected concentrations in soil-gas were multiplied by an assumed indoor-air attenuation factor of 0.03 and then compared to residential air screening levels.

The PEA findings are summarized as follows:

- Arsenic was detected in all discrete soil samples that were analyzed (Table 1). The maximum detected arsenic concentration in discrete soil samples was 5.0 milligrams per kilogram (mg/kg), which is less than background levels (Section 7.4.4). Elevated arsenic concentrations were limited to the native soil on cleared grassy fields to the north and west of the school structures. (Figure 2). A background data set was compiled from Arden Middle School and Katherine Johnson Middle School data sets to establish a general background arsenic concentration from the 95% Upper Tolerance Limit (UTL) to establish the Upper Threshold Value (UTV) of 6.2 mg/kg. Concentrations of all samples were less than the UTV of 6.2 mg/kg.
- Lead was detected in all discrete soil samples that were analyzed (Table 1). The maximum detected lead concentration was 27 mg/kg, (Section 7.4.4). All lead detections were at concentrations less than the DTSC HERO residential screening level (SL) of 80 mg/kg.
- A PCB compound identified as PCB-1260 was detected at concentrations of 0.0027 J[1] mg/kg at KJMS-3, 0.0023 J mg/kg at KJMS-6, and 0.0086 J mg/kg at KJMS-11. These surface soil samples were collected near the southernmost classrooms and office buildings. The detected concentrations are less than the residential screening level of 0.24 mg/kg. No other PCBs were detected in any other soil samples.
- Several OCPs were detected in one soil sample (KJMS-OP4) and its duplicate (Table 2). The following OCPs were detected: 4,4-DDD at a concentration of 0.00035 J mg/kg, 4,4,-DDE at a concentration of 0.0052 mg/kg, and 4,4-DDT at a concentration of 0.0082 mg/kg. All concentrations are less than their respective DTSC HERO residential SLs of 1.9 mg/kg, 2.0 mg/kg, and 1.9 mg/kg.
- VOCs were detected in the active soil-gas samples (Table 5). Chemicals with detection(s) that exceeded residential indoor air screening levels (following application of an attenuation factor of 0.03) were benzene, chloroform, tetrachloroethylene (PCE), trichloroethylene (TCE), and total petroleum hydrocarbons in the C5-C12 range (TPH C5-C12).
- Two surface soil samples were collected at 0.5 ft bgs near the shed. Neither soil sample had detections of VOCs.
- A human health screening evaluation was performed in accordance with PEA guidance. For COCs detected in soil, the cumulative calculated excess cancer risk was 4.0E-08 (also expressed as 0.04 in a million), which is less than 1.0E-06. The calculated hazard index is 0.001, which is less than 1.0. For COCs detected in soil vapor, applying an attenuation factor of 0.03, the total cumulative calculated excess cancer risk associated with the maximum concentration each COC was 5E-05 (also

[1] The J Laboratory flag. Result is less than the RL but greater than or equal to the MDL and the concentration is an estimated value

expressed as 50 in one million) which is greater than 1.0E-06. The hazard index was 3, which is greater than 1.

Based on these findings, AECOM recommends installation of a soil vapor barrier beneath the foundations of the proposed school buildings to mitigate potential vapor encroachment concerns.

1 INTRODUCTION

This report presents the methods and results of a Preliminary Endangerment Assessment (PEA) of the Proposed Katherine Johnson Middle School at 2641 Kent Drive in Sacramento, California (Figure 1). The PEA was conducted by AECOM Technical Services, Inc. (AECOM) for the San Juan Unified School District (SJUSD). The SJUSD entered an Environmental Oversight Agreement (EOA) with the California Environmental Protection Agency (Cal/EPA), Department of Toxic Substances Control (DTSC) signed on September 8, 2022. In accordance with the EOA, DTSC provided regulatory oversight for the PEA, which was conducted to fulfill the requirements of California Education Code section 17213.1.

SJUSD is building a new school campus on the Subject Property. The school will contain up to approximately 28 classrooms and 650 students at full capacity with a completion date of August 2024. Water and sewer services for the school will be provided by Sacramento Suburban Water District and the Sacramento County sanitary sewer system.

This report was prepared in accordance with DTSC guidelines, as detailed in the PEA Guidance Manual [DTSC, 2015] and supplemental written guidelines for conducting PEAs of planned K-12 school Subject Properties. Project-specific direction was provided by the DTSC project manager, Ms. Lisa Holcomb, in the Sacramento office. The PEA was conducted in accordance with the PEA Workplan for the Subject Property [AECOM, 2023].

The limited investigative sampling information, sampling, implementation, and data was conducted by a third party (Atlas) and have been furnished to AECOM by SJUSD to prepare this report. AECOM has relied on this information as furnished and is neither responsible for nor has confirmed the accuracy of this information.

This report is organized as follows:

- The Executive Summary briefly presents the PEA methods and results.
- Section 1.0 presents an introduction to the project.
- Section 2.0 presents the objective and scope of the project.
- Section 3.0 presents the Subject Property location and description.
- Section 4.0 presents background information regarding the Subject Property.
- Section 5.0 presents the environmental setting of the Subject Property.
- Section 6.0 presents the potential problem addressed by this PEA.
- Section 7.0 presents the sampling activities and results.
- Section 8.0 presents the human health screening evaluation.
- Section 9.0 presents public participation information.
- Section 10.0 presents project quality assurance/quality control (QA/QC) information.
- Section 11.0 describes health and safety plan implementation.
- Section 12.0 describes variances from the approved PEA Workplan.
- Section 13.0 presents conclusions and recommendations.
- Section 14.0 presents limitations of this report.
- Section 15.0 presents relevant references.
- Tables, figures, and appendices are presented after Section 15.0.

2 OBJECTIVE AND SCOPE

The objective of the PEA was to evaluate whether current or past hazardous material management practices at the Subject Property have resulted in a release or releases of hazardous materials that pose a threat to public health or the environment. To meet this objective, the PEA included the following scope of work:

- Evaluating available information for indications of the past use, storage, disposal, or release of hazardous wastes/substances at the Subject Property.
- Preparing the PEA Workplan that summarized existing Subject Property data and presented a proposed field sampling plan, quality assurance plan, and health and safety plan.
- Evaluating through a field sampling and analysis program the nature and general extent of hazardous materials present in environmental media at the Subject Property.
- Estimating the potential threat to public health posed by hazardous materials at the Subject Property using a residential land-use scenario.
- Preparing this report summarizing the rationale, methods, and findings of the investigation.

3 SUBJECT PROPERTY LOCATION AND DESCRIPTION

The subject property is located at 2641 Kent Drive, north of El Camino Avenue and west of Fulton Avenue in the City of Sacramento, California (Figure 1). The approximately 9.75-acre Subject Property consists of the entirety of the parcel, Assessor Parcel Number: 268-029-000-10000. The assessor's maps are provided in Appendix A. The parcel is owned by the San Juan Unified School District.

The Subject Property was developed with six buildings, four mobile trailer classrooms, one restroom building, and a storage shed. The school consisted of a main office, multi-purpose gymnasium/cafeteria/stage, kitchen, hallways, classrooms, utility closets, server room, storage rooms, custodian office/mechanical room, two storage sheds, covered walkways, grass fields, basketball courts, large vegetable garden, and asphalt-paved parking lots. (Figure 2).

Land use adjacent to the Subject Property consists of residential development to the north, west, south, and east. The Town and Country Pre-school and Daycare is adjacent to the subject property on the southwest corner. Commercial development is located further east and south of the subject property along Fulton Avenue and El Camino Avenue. The Chicken Ranch Slough runs along the northern property boundary.

4 BACKGROUND INFORMATION

This section presents a summary of background information for the Subject Property. Additional information was provided in the AECOM Phase I Environmental Site Assessment (ESA) (AECOM, 2022) and PEA Workplan [AECOM, 2023]. The Subject Property consists of one parcel of land, designated as Assessor's Parcel Number 268-0290-001. The Site is generally surrounded to the north, west, east, and south by residential development. Town and Country Preschool and Child Daycare (2550 Belport Lane), adjoining the southwestern corner of the Site, and Chicken Ranch Slough, adjoining the northern Site boundary, are two sensitive receptors. No other sensitive receptors (i.e., day care centers, schools, hospitals) are located adjacent to the Site. Beyond the neighboring residential properties, the area is developed for commercial use further east and south along Fulton Avenue and El Camino Avenue.

The Subject Property was most recently utilized as the Creekside Adult Center, assisting individuals with various needs, such as obtaining their Graduate Equivalency Degree, learning English as a second language, or career development courses. The Subject Property has been developed since at least 1953 through present day as an elementary school, head-start program/pre-school, and adult education center.

A Sacramento Municipal Utility District (SMUD) pad-mounted transformer and electrical switch box were located south of the mechanical room within a fenced exterior area. The transformer was not marked as to whether it contains PCBs or non-PCBs material. No signs of spills or releases were observed under or around the transformer during the August 2022 ESA Site visit.

A storage shed was located on the southeastern corner of the southeastern parking lot. The shed housed empty shelving, furniture, and miscellaneous items. Historically, the shed may have also stored chemicals for cleaning (solvents), maintenance (oils and fluids), lawn care (gasoline), and other school-related activities.

During AECOM's ESA Site visit in 2022, no visual evidence of aboveground storage tanks or underground storage tanks (USTs), (i.e., vent pipes, fill ports, or piping), irrigation or potable water wells, monitoring wells, dry wells, clarifiers, or septic systems was observed. In addition, no evidence of discolored soil, standing surface water, stressed vegetation, or unusual odors was observed during the ESA Site visit.

During AECOM's ESA, the Site was identified in the Environmental Database Resources (EDR) environmental database report as Creekside Adult Center. The Site is listed in the Hazardous Waste Tracking System with Environmental Protection Agency (EPA) Identification Number CAL000033748, issued in 1990 then listed as inactive in 1995. In 2007, the Site generated one 55-gallon drum of nonfriable asbestos mastic and disposed off site at an appropriate facility. No other records were noted in the EDR database report.

During AECOM's historical review for the ESA, a number of surrounding sites were identified in the EDR database report. The majority of these sites were listed for compliance or administrative issues in various databases, closed dry cleaners, or closed Leaking UST cases. AECOM noted Bates Cleaners, formerly located at 3007 El Camino Avenue, approximately 559 ft to the south of the Site. Bates Cleaners operated as a dry cleaner in 1965, but no information was available in

the EnviroStor database or the State Water Resources Control Board's (SWRCB's) online GeoTracker database. Based on the limited information and topographically cross-gradient location of this historical dry cleaner facility, it presents a recognized environmental condition (REC) and off-site gas encroachment condition in connection with the Site. AECOM's ESA did not identify any other recognized environmental conditions (RECs).

5 ENVIRONMENTAL SETTING

This section summarizes available information on the topography, geology, hydrology, and climatology of the Subject Property and vicinity.

5.1 Topography

According to the United States Geological Survey (USGS) topographic map of the subject property area (Rio Linda, Carmichael, Citrus Heights, and Sacramento East CA quadrangles) and a review of Geocheck Physical Setting in the EDR report, the elevation of the subject property is approximately 59 ft above mean sea level (msl). Based on a review of these technical resources and AECOM's site visit, the subject property appears to be generally flat with a slight downward slope toward the west/southwest.

5.2 Geology

The Subject Property lies within the northeastern part of the Great Valley Geomorphic Province of California. The valley is approximately 400 miles long and averages 50 miles wide. The valley has been filled with a thick sequence of marine and nonmarine sediments dating from the late Jurassic to the Holocene periods. The uppermost strata of the Great Valley represent, for the most part, the alluvial, flood, and delta plains of two major rivers (Sacramento and San Joaquin Rivers) and their tributaries.

The Subject Property is located in the Sacramento Valley, bounded to the north by the Northern Sacramento-Valley and bounded to the south by the San Joaquin Valley.

The Subject Property is located within the South American groundwater Subbasin. This subbasin comprises the following types of sediments (California Groundwater Bulletin 118):

- Flood plain deposits comprising silt and clay interbedded with sands from Sacramento River;
- Younger alluvium comprising silt, fine- to medium-grained sand, and gravel occurring along Sacramento River; and
- Older alluvium sediments comprising loosely to moderately compacted sand, silt, and gravel deposited in alluvial fans during the Pliocene and Pleistocene.

USEPA's Map of Radon Zones assigns each county in the United States to one of three zones based on radon potential, with Zone 1 having the highest potential and Zone 3 the lowest (http://www.epa.gov/radon/zonemap.html). Sacramento County is mapped in Zone 3. Counties in Zone 3 are predicted to have average indoor radon screening levels of less than 2 picoCuries per liter. The California Department of Public Health has not posted a special report on radon for Sacramento County on its website for the Subject Property.

(http://www.cdph.ca.gov/HealthInfo/environhealth/Pages/RadoninCalifornia.aspx)

DTSC does not require further radon evaluation for proposed school Subject Property unless they are located within USEPA Zone 1 or within an area identified as significant for radon potential

based on other local or regional information. Based on the available information summarized above, radon is not considered a concern for the Subject Property.

5.3 Hydrology

The Subject Property lies in the South American Subbasin is bounded on the east Sierra Nevada, on the west by the Sacramento River, on the north by the American River, and on the south by the Cosumnes and Mokelumne Rivers. These perennial rivers generally create a groundwater divide in the shallow subsurface. There is interaction between groundwater of adjacent subbasins at greater depths. The present-day drainage system outfalls to the American River.

According to information provided by the California State Water Resources Control Board (SWRCB) online GeoTracker database, depth to groundwater measured at the Chevron No. 9-8966 site located at 2500 Fulton Avenue, approximately 1,560 ft to the southwest of the subject property, was measured at depths of approximately 94 to 96 ft below ground surface (bgs) in 2009 and the groundwater flow direction was calculated as southwest. It should be noted that the actual depth and flow direction of groundwater beneath the subject property cannot be determined without site-specific groundwater monitoring well data.

5.4 Climatology

The climate at the Subject Property is characterized by mild winters and hot, dry summers. Winter low temperatures at the Subject Property are occasionally below 40° Fahrenheit, and summer high temperatures often exceed 100° Fahrenheit. Prevailing winds are typically from the northwest. Average annual precipitation ranges from about 14 inches along the western boundary to greater than 20 inches along the eastern boundary; (California Groundwater Bulletin 118). Evaporation amounts in the region significantly exceed precipitation amounts over the course of a typical year.

6 POTENTIAL SOURCES OF CONTAMINATION

Locations of the current and former structures are shown on Figures 2. The six existing structures were constructed between the 1950s and 1970s. Approximately the entire parcel of 9.75 acres was an agricultural until the 1950s.

Potential sources of hazardous materials contamination for the Subject Property includes the following:

- Application of pesticides to cropland, including arsenic, lead, and organochlorine pesticides (OCPs).
- Lead from lead-based paint potentially used on current or former structures constructed prior to the early 1990s when it was no longer permitted for lead-based paint to be used on industrial/commercial buildings.
- Termiticides potentially used near structures constructed prior to 1989.
- Polychlorinated biphenyls (PCBs) potentially used in window caulking in on-Subject Property structures constructed prior to 1979.
- PCBs potentially used in electrical transformers installed prior to 1979.
- Hazardous materials that may have been used at a former dry-cleaning shop (located at 3007 El Camino Avenue, approximately 559 ft south of the Subject Property) and operated in 1965.

7 SAMPLING ACTIVITIES AND RESULTS

The subsections below describe the PEA field sampling activities and results completed by a third-party environmental consultant, Atlas Technical Consultants (Atlas). The services of Atlas were contracted by SJUSD. Section 7.1 provides a summary of the sampling activities. Section 7.2 describes clearance for underground utilities prior to the subsurface investigation. Section 7.3 provides details on the sampling rationale and methodology. Section 7.4 discusses the results of the PEA.

The limited investigative sampling procedures, implementation, and data was conducted by a third party (Atlas) and have been furnished to AECOM by SJUSD to prepare this report. AECOM has relied on this information as furnished and is neither responsible for nor has confirmed the accuracy of this information.

7.1 Summary of Activities

The PEA field sampling was performed on March 13 -16, April 7, April 28, and May 1, 2023. Soil and soil-gas samples were collected from areas of concern and analyzed for COCs. Groundwater was not sampled or analyzed for this PEA. The complete Atlas Limited Investigation Report for Katherine Middle School, 2641 Kent Drive in Sacramento, California is attached in Appendix A.

The sampling was conducted in accordance with the PEA Workplan. Summaries of the analyses of discrete, composite samples on the Subject Property, are presented in the Atlas Report: Table 1 – Lead and Arsenic in Soil, Table 2 – Organochlorine Pesticides in Soil, Table 3 – Polychlorinated Biphenyls in Soil, Table 4 – Volatile Organic Compounds in Soil and Table 5 – Summary of Soil Vapor Sample Analytical Results. These tables are included in *"Limited Investigation Report and Addendum"* by Atlas and attached as Appendix A.

Elevated concentrations of COCs were detected in some of the original soil samples. After discussions with SJUSD and DTSC, follow-up soil gas sampling was performed on April 7, April 28, and May 1, 2023, discussed further in Section 7.3.1.

AECOM's ESA (2022) also included review of previously prepared environmental reports in connection with the Subject Property. The Entek Consulting Group Inc. (Entek) Hazardous Materials Survey Final Report (Entek 2022) identified asbestos-containing materials and lead-based paint within the Site structures. Entek also supplied requirements for the containment and disposal of these hazardous materials during any proposed demolition activities.

7.2 Boring Clearance

It is AECOM's understanding, at least 48 hours prior to commencement of subsurface investigations, Underground Services Alert (USA) was notified of the intent to conduct such investigations at the Subject Property by Atlas. Proposed locations of subsurface investigation were marked with white paint or surveyors flagging as required by USA. USA contacted utility owners of record within the Subject Property vicinity and notified them of the intention to conduct subsurface investigations in proximity to buried utilities. Utility owners of record, or their designated agents, were expected to clearly mark the position of their utilities on the ground surface throughout the area designated for investigation.

7.3 Sampling and Analysis

The following subsections describe soil sampling and analysis performed for the PEA by Atlas. Subsection 7.3.1 discusses sampling locations and rationale. Detailed sampling protocols for soil and soil-gas sampling are presented below in separate subsections.

7.3.1 Sampling Locations and Rationale

Soil and soil-gas samples were collected to evaluate the areas of concern described in Phase I ESA conducted by AECOM (2022). Locations and rationale are described below.

Sample locations on the Subject Property comprised the following:

- Ten surface soil sample locations (KJMS-OP1 – KJMS-OP5, plus duplicate (KJMS OP Dup for OCPs) and (KJMS-AR1 – KJMS-AR5, plus one duplicate KJMS-AR Dup for arsenic) addressed the former agricultural area in the northern and west portions of the Subject Property (Figure 2, Tables 1 and 2) to assess for arsenic and OCP impacts. At each of these locations, a surface soil sample was collected from 0 to 6 inches bgs The OCPs samples were composited at a 4:1 ratio and arsenic samples were collected as discrete samples.
- Twenty-nine surface soil sample locations (KJMS-1 – KJMS-29, plus three duplicates KJMS-Dup#1, #2, & #3) were collected from each side of each existing structure, within 2 ft of each wall, surface soil samples were collected to assess for lead and PCBs impacts (Figures 2, Tables 1 and 3). The surface soil samples were collected from 0.0 to 0.6 ft bgs Due to wet conditions, sample locations KJMS-25 through KJMS-29 were newly covered with up to 18 inches of clean road base material to allow construction vehicles to transverse the Subject Property. At these locations, the road base material was removed and the samples were collected from the native soil at 0 to 6 inches bgs
- Two soil samples were collected for VOCs analysis on each side of a shed located on the southeast corner of the Subject Property that was used to house lawn mowers, landscaping equipment, and small containers of gas and oil. These sample locations (Shed-1 and Shed-2) were collected from 0 to 6 inches bgs on the west and east side of the shed.
- Four soil sample locations (KJMS-T1 through KJMS-T4) were placed underneath each side of the electrical transformer pad to assess for PCB impacts (Figure 2, Table 3). At each of these locations, a surface soil sample was collected from 0 to 6 inches bgs and a subsurface soil sample was collected at 1.5 ft bgs
- Two sets (dual nested at 5 and 10 ft bgs) temporary active soil gas sampling locations (SV-1s, SV-1d, SV-2s, and SV-2d) were placed near the southeast boundary of the Subject Property to assess for possible impacts from the nearby former dry cleaner (Figure 2, Table 5). At each of the four sampling locations, active soil gas samples were collected at approximately 5 and 10 ft bgs. The samples were analyzed for volatile organic compounds (VOCs) by EPA Method TO-15. Elevated concentrations of COCs were detected in some of the original soil gas samples (Figures 2, Table 5), including elevated levels of tetrachloroethene (PCE) and benzene. This information is in the *"Limited Investigation Report"* by Atlas. This report is attached in Appendix A-1.

After discussions with SJUSD and DTSC, follow-up soil gas sampling was performed to assess the lateral and vertical extents of soil containing elevated COC concentrations (Figures 2, Table 5). Three additional soil gas locations (KJMS-SV-3s, KJMS-SV3d, KJMS-SV4s, KJMS-SV4d, KJMS-SV5s, and KJMS-SV5d) were installed to the north of the first two sampling locations at 5 and 10 ft bgs to further delineate the lateral extent of the impact towards the proposed new school building locations. At each of the six sampling locations, active soil gas samples were collected at approximately 5 and 10 ft bgs. The samples were analyzed for VOCs by EPA Method TO-15. This information is in the *"Limited Investigation Report Addendum"* by Atlas. This report is attached in Appendix A-2.

After discussions with SJUSD and DTSC, follow-up soil gas sampling was performed to assess the footprint of each proposed new school building locations for soil containing elevated COC concentrations (Figures 2, Table 5). Ten additional soil gas locations (KJMS-SV-6s through KJMS-SV-15s and KJMS-SV-6d through KJMS-SV-15d) at 5 and 10 ft bgs to further delineate the impact within the proposed new school building locations. At each of the ten sampling locations, active soil gas samples were collected at approximately 5 and 10 ft bgs. The samples were analyzed for VOCs by EPA Method TO-15. This information is in the *"Limited Investigation Report Addendum #2"* by Atlas. This report is attached in Appendix A-3.

- "Blind" field duplicate soil samples were collected and analyzed at a minimum rate of 10% of the total number of primary samples (Tables 1 to 5). The field duplicate samples were given unique names that did not indicate to the laboratory that they were duplicate samples.

7.3.2 Discrete Soil Sample Collection Procedures

Soil and Soil Gas sample collection procedures are described in the attached *"Limited Investigation Report and Addendums"* by Atlas and is attached in Appendix A-1 through A-3.

7.3.2.1 Decontamination

All non-disposable equipment that came into contact with potentially contaminated soil was decontaminated to assure the quality of samples collected. Such equipment included the hand auger, drive sampler, and equipment used to loosen surface soil for sampling. Disposable equipment intended for one-time use was not decontaminated but was packaged for appropriate disposal. Decontamination included a detergent/water wash followed by double rinsing in clean water. Decontamination occurred before and after each use of a piece of equipment. Since there was no contact with apparently grossly contaminated material, water generated during equipment decontamination was spread on the ground at the Subject Property.

7.3.2.2 Collection of Background Soil Samples

Background soil samples were collected for the PEA from Creekside Adult Center. As set forth in the PEA Workplan the analytical results for arsenic on the Subject Property soil samples were compared to a background data set from a nearby previous school-site PEA project. The school site known as the Arden Middle School (DTSC Subject Property Code 104836) is located at

1640Watt Avenue in Sacramento, California, approximately 1.5 miles south/southeast of the Subject Property in a similar geologic/soil setting. Discussion of the background data set is provided in Section 7.4.4.

7.3.3 Active Soil-Gas Sampling

A total of fifteen (15) dual-nested temporary soil gas probes were installed by TEG, a third-party contractor under contract with SJUSD. The installation information is attached in the *"Limited Investigation Report and Addendums"* by Atlas and is included in Appendix A-1 through A-3.

7.3.4 Field Documentation and Sample Handling Procedures

During field activities, field reports were used to document where, when, how, and from whom any vital project information was obtained. Field report entries were complete and accurate enough to permit reconstruction of field activities. Each page was dated and the time of entry noted. All entries were legible, written in black ink, and signed by the individual making the entries. If an error was made, corrections were made by crossing a line through the error and entering the correct information. Corrections were dated and initialed. No entries were obliterated or rendered unreadable. At a minimum, the following items were recorded in the field reports:

- Subject Property name and address.
- Recorder's name.
- Team members and their responsibilities.
- Time of Subject Property arrival/entry on Subject Property and time of Subject Property departure.
- Other personnel on-Subject Property.
- A summary of any on-Subject Property meetings.
- Health and safety monitoring data.
- Deviations from sampling plans and Subject Property safety plans.
- Changes in personnel and responsibilities as well as reasons for the changes.
- Levels of safety protection.
- Calibration readings for any equipment used and equipment model and serial number.

COC records were used to document sample collection and shipment to the laboratory for analysis. All sample shipments for analyses were accompanied by a COC record. The COC record identified the contents of each shipment and maintained the custodial integrity of the samples. Generally, a sample is considered to be in someone's custody if it is either in someone's physical possession, in their view, locked up, or kept in a secured area that is restricted to authorized personnel. Until receipt by the laboratory, the custody of the samples was the responsibility of the sample collector.

These records are attached in the *"Limited Investigation Report and Addendums"* by Atlas in Appendix A-1 through A-3.

7.3.5 Analytical Procedures

Analytical services for soil, soil-gas, and water samples were provided by one or more laboratories that are accredited under the California Department of Health Services, Environmental Laboratory Accreditation Program (ELAP). Pace Analytical Environmental Sciences of Bakersfield, California analyzed the soil samples for PCBs by EPA Method 8082, lead and arsenic by EPA Method 6010B with Total Concentrations (TTLC), OPCs by EPA Method 8081A, and VOCs by EPA Method 8260D. H&P Mobile Geochemistry Inc. of Carlsbad, California analyzed the soil-gas samples were analyzed for TO-15, and for leak check compound 1.1-DFA (difluoroethane). The laboratories were instructed to report estimated values, i.e., between the method detection limit and reporting limit, with a "J" qualifier. The laboratory results are included in the *"Limited Investigation Report and Addendums"* by Atlas attached in Appendix A-1 through A-3.

7.4 DISCUSSION OF RESULTS

Results of the PEA are discussed in the subsections below. Appendix A-1 through A-3 contains the laboratory reports.

7.4.1 Analytical Results for Soil Samples

A summary of the chemicals detected in soil, including the maximum concentrations detected on-the Subject Property, is presented in Tables 1-5 of the attached *"Limited Investigation Report and Addendums"* by Atlas included in Appendix A-1 through A-3.

Some of the soil samples contained chemicals of concern (COCs) at concentrations exceeding their respective DTSC residential screening levels set forth in Human Health Risk Assessment (HHRA) Note Number 3, June 2020 (revised May 2022), DTSC-Modified Screening Levels for Residential Land Use [DTSC, June 2020 (revised May 2022)] and US EPA Regional Screening Levels for residential soils reflecting the lower of the carcinogenic or noncarcinogenic endpoints (US EPA, May 2023). The original surface soil samples with COC concentrations exceeding the screening levels are reported in Tables 1-5 of the attached *"Limited Investigation Report and Addendums"* by Atlas in Appendix A-1 through A-3.

Based on laboratory analysis of the soil samples collected in March 2023, lead, OCPs, PCBs, and VOCs were not detected in any soil samples collected during this investigation at concentrations exceeding the DTSC and US EPA Screening Levels.

Arsenic was detected in all discrete soil samples that were analyzed (Table 1) with concentrations ranging from 2.6 mg/kg to 5.0 mg/kg, which exceeds the HHRA Note 3 SL of 0.11 mg/kg and US EPA RSL of 0.68 mg/kg.

Lead was detected in all discrete soil samples that were analyzed (Table 1) with concentrations ranging from 3.6 mg/kg to 27 mg/kg. The maximum detected lead concentration in discrete soil samples was 27 mg/kg. Lead concentrations did not exceed the HHRA Note 3 SL of 80 mg/kg and US EPA RSL of 400 mg/kg for residential soils.

Lead and several OCPs were detected in several of the soil samples that were analyzed (Table 1 and 2). All detections were at concentrations less than the respective residential screening levels. The 95-percent upper confidence limit of the mean (95%-UCL) concentrations was calculated

using ProUCL version 5.2 (attached Work Sheet) for lead which resulted in 95% UCL is 10.05 mg/kg. These calculations are presented in the attached tables (Tables 8, 9, & 10). The 95%-UCL concentrations are less than the respective residential screening level of 80 mg/kg.

7.4.2 Analytical Results for Soil-Gas Samples

The laboratory analytical results for active soil-gas samples are summarized in Table 5 *"Limited Investigation Report and Addendum"* by Atlas included in Appendix A. Several VOCs, including benzene, tetrachloroethene (PCE), trichloroethene (TCE), and total petroleum hydrocarbons (C5-C12) were detected in the soil-gas samples. Detected concentrations in March 2023, April 2023, and May 2023 were relatively similar. Benzene was detected in 14 of 15 sampling locations (Figure 2), throughout the subject property. PCE was detected at locations SV-1, SV-6, SV-7, and SV-8. TCE was detected at SV-6 and SV-7. These results were included in the human health screening evaluation discussed in Section 8.0.

The leak-test compound, 1,1-DFA, was not detected in any of the soil gas samples. The soil-gas sampling guidance allows the leak-test compound to be detected at up to 5 percent of the concentration inside the shroud [DTSC, 2023]. See the attached *"Limited Investigation Report and Addendums"* by Atlas included in Appendix A-1 through A-3.

7.4.3 Analytical Results for Background Soil Samples

As stated in Section 7.3.2.2, no background soil samples were collected for the PEA. As proposed in the PEA Workplan, the analytical results for arsenic in the Subject Property soil samples were compared to a background data set from a nearby previous school-Subject Property PEA project. The previous PEA was for a school Subject Property called Arden Middle School (DTSC Subject Property Code 104836) located at 1640 Watt Avenue in Sacramento, California, which is approximately 1.5 miles south/southeast of the current Subject Property in a similar geologic/soil setting as the current Subject Property. The geology of these two Subject Properties has been compared by AECOM. Both Subject Properties are geologically mapped as being in the same area of unconsolidated deposits of Quaternary older alluvium [Page & LeBlanc, 1969]. A geologic map showing the locations of the current "Subject Property" and the previous "Arden Middle School Subject Property" is provided in Appendix C. Geomorphically, both Subject Properties lie within the compound alluvial fan of intermittent streams north of the Sacramento and American Rivers. According to the U.S. Department of Agriculture, Natural Resources Conservation Service (http://websoilsurvey.nrcs.usda.gov), soils at both school sites are younger alluvium comprising silt, fine- to medium-grained sand, and gravel occurring along Sacramento River; and older alluvium sediments comprising loosely to moderately compacted sand, silt, and gravel deposited in alluvial fans during the Pliocene and Pleistocene. Based on these considerations, the school sites are considered to have similar geologic/soil settings. The background data set consisted of 12 samples from Arden Middle School and 5 samples from Katherine Johnson Middle School and where summed for a mean of 3.759 mg/kg, with a standard deviation of 0.974, and a Background Threshold Value (BTV) was established at 6.179 mg/kg from the data, which is provided in (Table 11) and in attached (Appendix C).

8 HUMAN HEALTH SCREENING EVALUATION

The subsections below present the methodology and results of the human health screening evaluation.

The PEA screening evaluation for human health effects consisted of three steps:

1) Identifying potentially complete exposure pathways based on the conceptual Subject Property model (CSM);
2) Identifying COCs; and
3) Estimating representative COC concentrations in soil and soil vapor and comparing the concentrations to health-based levels developed by Cal/EPA and, if not available, USEPA. In compliance with the PEA Guidance Manual [DTSC, 2015], a residential land-use scenario was used to estimate human health risks at the Subject Property.

Exposure to chemicals can only occur if there is a complete pathway by which chemicals on Subject Property soil, water, or air can be contacted by humans. Therefore, the evaluation of exposure pathways is the first step in the human health screening evaluation. Potential health risks are then calculated based on a a comparison to health-based concentrations derived by Cal/EPA or, if not available, USEPA (Section 8.3). The findings of the human health screening evaluation are summarized in the risk characterization summary. The uncertainty section presents factors in the risk assessment that may have resulted in an overestimation or underestimation of risk in this screening evaluation and is provided for assistance in the risk management decision-making process.

8.1 Exposure Pathways and Media Of Concern

The subsections below present the exposure pathways and media of concern.

8.1.1 Conceptual Subject Property Model

The CSM, included as Figure 5, provides a description of the links between potential contaminant sources and release mechanisms at the Subject Property and exposure point media (soil, groundwater, air, etc.), potential exposure routes (ingestion, inhalation, dermal contact, etc.), and potential receptors. The receptors identified in the CSM include future construction workers and school students and staff. However, as discussed above and in accordance with DTSC, 2015, for this school-site assessment, a residential land-use scenario is used for evaluating potential health effects to receptors. The residential land-use scenario is used in the screening evaluation because it is intended to provide a more stringent or health-conservative preliminary evaluation of potential health risks for any human receptors.

8.1.2 Soil Exposure Pathways

Chemicals detected in soil at the Subject Property are lead, arsenic, PCBs, and OCPs (Tables 1 to 4). The potential exists for humans to contact these chemicals through direct dermal contact with the soil, incidental soil ingestion, and, as discussed below, inhalation of airborne particulate

matter in outdoor air for non-volatile chemicals. For the purposes of the PEA, these pathways were considered complete and evaluated in the human health screening evaluation.

8.1.3 Water Exposure Pathways

Groundwater samples were not collected for this PEA. The water supply for the school will be obtained from Sacramento Suburban Water District. Surface water is not present at the Subject Property. Therefore, a water exposure pathway was not evaluated for the human health screening evaluation.

8.1.4 Air Exposure Pathways

Exposure to chemicals present in soil may occur through inhalation of airborne particulates to which chemicals have become absorbed, or through inhalation of VOCs in indoor or outdoor air. Residential exposure to fugitive dust was evaluated for all COCs detected in the Subject Property soil. For VOCs detected in soil-gas samples (Table 5), residential exposure to inhalation of VOCs in indoor air was evaluated.

8.1.5 Summary of Selected Exposure Pathways

For the purpose of this PEA screening evaluation, it was assumed that the school-site receptor would be exposed to chemicals detected in the Subject Property soil through direct dermal contact, incidental ingestion, and inhalation of airborne particulates, and to chemical detected in on-Subject Property soil-gas through inhalation of VOCs in indoor air.

8.2 Exposure Point Concentrations and Chemicals

Tables 1 through 4 present the list of chemicals detected in the Subject Property soil and identifies which of those chemicals were included as COCs for the human health screening evaluation. In accordance with PEA guidance for the screening evaluation, the maximum chemical concentrations detected in soil were evaluated as potential exposure point concentrations (EPCs).

Table 5 presents the list of VOCs detected in on-site soil-gas – all chemicals were included as COCs for the human health screening evaluation (excluding the leak-test compound 1,1-DFA). In accordance with DTSC guidance, the maximum chemical concentrations detected in the Subject Property soil-gas were multiplied by an attenuation factor of 0.03 to obtain the estimated indoor-air EPC.

8.3 Screening Levels

Except for lead and arsenic, which are discussed at the end of this subsection, the EPCs were compared to screening levels for residential soil and air in accordance with DTSC's Human Health Risk Assessment (HHRA) Note 3, dated June 2020 (revised May 2022). Different screening levels were used to evaluate carcinogenic (cancer causing) impacts and non-carcinogenic impacts (e.g., liver or kidney damage). Carcinogenic screening levels are based upon a predicted excess long-term cancer risk of 1.0E-06 (one in a million). Non-carcinogenic screening levels are based upon maintaining the daily COC intake below the level at which deleterious health effects are considered possible. Screening levels are obtained from DTSC and, if not available, USEPA. Most of the screening levels consisted of Regional Screening Levels (RSLs) developed by

USEPA, except for a few more-conservative DTSC-recommended values. For TPH, the screening level developed by the San Francisco Bay Regional Water Quality Control Board (SFBRWQCB) was used.

For carcinogenic COCs, the screening evaluation was performed by calculating the ratio of the EPC to the carcinogenic screening level in accordance with the following equation from the PEA Guidance Manual:

$$\frac{\text{Maximum concentration}}{\text{Screening Level}} \times 10^{-6} = \text{Cancer Risk}$$

For non-carcinogenic COCs, the screening evaluation was performed by calculating the ratio of the EPC to the non-carcinogenic screening level in accordance with the following equation from the PEA Guidance Manual:

$$\frac{\text{Maximum concentration}}{\text{Screening Level}} = \text{Hazard Quotient}$$

To evaluate potential cumulative impacts, the calculated cancer risks were summed and hazard quotients were summed for all COCs to provide cumulative cancer risks and noncancer hazard indices, respectively. The cumulative cancer risk and noncancer hazard index using soil data is presented in Table 6 and the cumulative cancer risk and noncancer hazard index using soil vapor data is presented in Table 7.

The evaluation for lead used Worksheet 1 (Table 10) of the DTSC Lead Risk Assessment Spreadsheet (LeadSpread 9, 2022). Worksheet 1 is based on a residential land use scenario. The EPC for lead of 10.05 mg/kg was entered as input into the spreadsheet calculations.

8.4 Evaluation Results

Human health screening evaluation results, divided into carcinogenic and non-carcinogenic health effects, are discussed in the following two subsections.

8.4.1 Cancer Risks

As shown in Table 6, chemicals detected in soil that are considered as potentially carcinogenic include 4,4 DDD, 4,4 DDE, 4,4 DDT, and Aroclor 1260. The cumulative cancer risk from exposure to chemicals in soil was 4E-08 (also expressed as 0.04 in 1 million).

As shown in Table 7, chemicals detected in soil vapor that are considered as potentially carcinogenic include benzene, chloroform, ethylbenzene, trichloroethylene, and tetrachloroethylene. The cumulative cancer risk from exposure to chemicals in soil vapor that may migrate to indoor air was 5E-05 (also expressed as 50 in 1 million). Chemicals driving the cancer risk were, in descending order, benzene, chloroform, trichloroethylene, and tetrachloroethylene.

8.4.2 Non-Carcinogenic Health Effects

As shown in Table 6, the cumulative noncancer hazard index from exposure to chemicals detected in soil was 0.001.

As shown in Table 7, the cumulative noncancer hazard index from exposure to chemicals in soil vapor that may migrate to indoor air was 3. The chemical driving the noncancer hazard index was TPH (C5-C12) and, to a lesser extent, trichloroethylene and benzene.

Based on the LeadSpread 9 output, using the maximum detected concentration of 27 mg/kg is estimated to result in a 90th percentile increase in a blood lead concentration of 0.4 micrograms per deciliter (µg/dL) in children. Using the 95% UCL concentration of 10.5 is estimated to result in a 90th percentile increase in a blood lead concentration of 0.1 ug/dl. The blood lead levels using either the maximum or 95% UCL concentrations are less than the benchmark level of 1.0 µg/dL presented by the Office of Environmental Health Hazard Assessment (OEHHA). A copy of the LeadSpread 9 spreadsheets using the maximum detected and 95% UCL concentrations are provided in Tables 8 and 9, respectively. The 95% UCL calculations are provided in Table 10,

8.5 Discussion

Results of the soil risk assessment showed that chemicals detected in soil did not result in a cumulative cancer risk exceeding 1E-06 or a cumulative noncancer hazard index of 1. Results of the soil vapor to indoor air risk assessment showed that the cumulative cancer risk of 5E-05, which exceeds 1E-06. The cumulative noncancer hazard index is 3, which exceeds 1.

Arsenic and lead were evaluated separately from the other COCs. Arsenic is a naturally occurring element found in soil, water, air, and food as well as in many man-made products including pesticides, wood preservatives, paints, dyes, electrical components and medical drugs. Levels of naturally occurring arsenic in rocks and minerals differ widely across geographic regions, resulting in varying levels of arsenic in their soil and water erosion products. In addition to the naturally occurring arsenic, many soils are contaminated with anthropogenic sources of arsenic including arsenical pesticides, wood preservatives and mine tailings.

When arsenic in soil is evaluated using standard exposure intake assumptions, background soil arsenic levels almost always have an associated cancer risk far in excess of $1x10^{-6}$. Evaluation in the risk assessment process and the development of clean-up goals for arsenic are conducted on a Site-by-Site basis and may include considerations of additional ambient data, bioavailability, and incremental risk. A background data set was compiled from Arden Middle School and Katherine Johnson Middle School data sets to establish a general background arsenic concentration from the 95% Upper Tolerance Limit (UTL) to establish the Upper Threshold Value (UTV) of 6.2 mg/kg. All samples were below the UTV of 6.2 mg/kg.

Exposure to lead is evaluated differently within the human health risk assessment from the excess cancer risk and health hazard index assessments. Health risk from lead exposure is estimated using the Lead Risk Assessment Spreadsheet, termed LeadSpread 9. The most current version can be found at: http://www.dtsc.ca.gov/AssessingRisk/leadspread9.cfm. For school evaluations, the home grown produce feature in the LeadSpread 9 is set to zero, assuming that home grown produce is not a significant contribution. Using default input values and a blood lead concentration

for a non-pica child of 1 microgram per deciliter, the soil screening level for lead for school Subject Property is 80 mg/kg. Subject Property specific input requires the approval from DTSC. Neither the maximum detected concentration of lead (27 mg/kg) or the 95% UCL concentration (10.5) resulted in blood lead levels for the 90th percentile child of greater than 1.

8.6 Uncertainty Analysis

The human health screening evaluation requires the use of several generic and Subject Property-specific assumptions regarding the representativeness of sampling data, environmental fate and transport, human exposures, chemical toxicity, and associated cancer and noncancer health risks. These assumptions are discussed below.

- The predicted risks and hazards are based on the maximum COC concentrations detected in the Subject Property soil and soil-gas samples that were collected during this PEA. Actual exposures for humans at the Subject Property may be at lower concentrations than the maximum most of the time.
- Use of the attenuation factor of 0.03 may overestimate calculated health risks. The assumed attenuation factor of 0.03 is based on a USEPA database of measured attenuation factors for primarily residential buildings [USEPA, 2012]. The attenuation factor for large modern classroom buildings that will be designed and constructed according to the strict standards required of publicly funded schools in California is likely less than 0.03, because such buildings are expected to have higher-quality floors less susceptible to vapor intrusion, higher indoor-air exchange rates, and higher ceilings.
- The evaluation assumed no degradation of COCs over time or space. This assumption may be conservative for the VOC concentrations measured at 5 feet bgs, which likely diminish substantially at lesser depths due to aerobic biodegradation. In addition, concentrations of petroleum COCs are expected to attenuate over time due to various mechanisms of degradation, including biological degradation and volatilization.
- Assumptions related to human exposure are built into the calculations used for the screening evaluation. These assumptions include such parameters as soil ingestion rates, potential dermal exposure to soil, dust generation rates, daily breathing rates, human activity patterns, and time spent at the Subject Property.
- Sample locations were selected with the objective of finding elevated concentrations if present, but the possibility exists that other locations are present at the Subject Property that have higher COC concentrations than the locations that were sampled, or that have other detectable chemicals that were not detected during this PEA.
- The screening evaluation assumed that risks resulting from simultaneous exposure to multiple COCs is additive. It is possible that simultaneous exposure to multiple chemicals may result in synergistic or antagonistic effects which may alter the toxicity of other chemicals.
- Most of the assumptions for the human health screening evaluation were conservative in nature. The use of conservative assumptions tends to produce upper-bound estimates of risk. Although it is exceedingly difficult to quantify the uncertainties associated with all the assumptions used, the multiplicative relationship of the series

of assumptions involved in the screening evaluation may well create a substantial overestimate of health risks.

8.7 Conclusions

The results summarized above indicate that some on-site surficial soil vapor contains elevated concentrations of VOCs that exceed residential screening levels.

A human health screening evaluation was performed in accordance with PEA guidance. For COCs detected in soil, the cumulative cancer risk and noncancer hazard index were 4E-08 and 0.001, respectively. For COCs detected in soil vapor, the cumulative calculated excess cancer risk was 5.0E-05, which is greater than 1.0E-06. The calculated hazard index is 3, which is greater than 1.0. It is suggested that mitigation measures be considered to decrease the potential health risks associated with vapor intrusion to indoor air.

9 PUBLIC PARTICIPATION

Public notification of PEA activities was performed in accordance with California Education Code requirements and the guidance of DTSC.

9.1 PEA Work Notice

Prior to conducting the field sampling for the PEA, a work notice, notifying residents/businesses within view of the Subject Property of the upcoming sampling activities, was hand delivered to the nearby neighborhoods on April 6, 2023, pursuant to the requirements of California Education Code Section 17210.1(b). A copy of the PEA work notice is included in Appendix E.

9.2 Public Comment Period and Public Hearing

SJUSD provided a 30-day public comment period for the Draft PEA Report from April 18 through May 19, 2023, and held a public hearing on May 9, 2023, pursuant to the requirements of California Education Code Section 17213.1(a). Notice of the public comment period was published in a general circulation newspaper. During the public comment period, the Draft PEA Report was available for public review and comment at the following addresses:

San Juan Unified School District
3738 Walnut Avenue
Carmichael, California 95608

San Juan Unified School District
5320 Hemlock Street
Sacramento, California 95841

Department of Toxic Substances Control
8800 Cal Center Drive
Sacramento, California 95826

The Draft PEA Report also was available on the Internet at the DTSC “EnviroStor” database – see “Activities” tab at the following Internet address:

http://www.envirostor.dtsc.ca.gov/public/profile

Anyone interested in reviewing the Draft PEA Report, or providing comments, was instructed to contact Ms. Lisa Holcomb, DTSC Project Manager, by telephone at (916) 255-6523 or by electronic mail at lisa.holcomb@dtsc.ca.gov, or Mr. Nicholas Arps, SJUSD Director, Facilities, Construction & Modernization, by telephone at (919) 971-5780 or by electronic mail at Nicholas.arps@sanjuan.edu.

One comment was made by resident Mr. Michael Seaman at the San Juan Unified School District Board of Trustees Agenda Item 1-3, Public Hearing on Preliminary Endangerment Assessment (PEA), Katherine Johnson Middle School Construction Project at Board of Trustees’ meeting of May 9, 2023.

Mr. Seaman's comments have been addressed in this report and a copy of the comment is attached in Appendix.

10 QA/QC PROGRAM

The QA/QC Program was implemented in accordance with the procedures set forth in Section 7.3 of the PEA Workplan.

Atlas Technical Consultants are responsible for implementing their own QA/QC program. This information is not in the current "*Limited Investigation Report and Addendum"* by Atlas.

Atlas states the sampling and reporting was conducted under generally accepted professional engineering and environmental consulting practices. Overall, the data is considered useable for decision-making purposes.

11 HEALTH AND SAFETY

During the PEA field activities, the site-specific Safe Work Plan (SWP) included in the PEA Workplan was followed to provide for the Subject Property worker health and safety. Atlas and TEG field personnel reviewed their own Health and Safety Plan prior to commencing field work. During field activities, appropriate “Level D” personal protective equipment was worn by all personnel. No conditions were encountered that required an upgrade above “Level D” personal protective equipment. No health and safety incidents or emergency actions occurred during the field program.

12 VARIANCES TO THE WORKPLAN

No variances to the PEA Workplan were required during implementation.

13 CONCLUSIONS AND RECOMMENDATIONS

The subsections below present the conclusions and recommendations for this PEA.

13.1 Summary and Conclusions

The subject property consists of one parcel of land that are designated as APN 268-029-000-10000 (9.75 acres). The subject property was an active adult center built in 1953 as an elementary school. The school consisted of gymnasium/multi-purpose room with stage, front office, library/media center, kitchen, classrooms, restrooms, utility rooms, server room, electrical rooms, breezeways, grass field, large, fenced vegetable garden, baseball field, basketball courts, four mobile trailers, and asphalt parking lots.

Historical documents indicate that the subject property has been developed since at least 1954 through present day as an elementary school, head-start program/pre-school, and adult learning center. The school added basketball courts, what appears to be tennis courts, baseball field, and parking lots between the 1950s until the 1970s. Prior to the 1950s the subject property was cleared fields that appear to be agricultural.

The PEA field investigation was performed in March, April, and May 2023, conducted by Atlas and TEG under contract by SJUSD. Soil samples were collected at numerous locations and submitted to environmental laboratories for analysis of various COCs, such as metals like arsenic and lead, VOCs, OCPs, and PCBs that may be present in the Subject Property subsurface. Active soil-vapor samples were also collected at 5 ft bgs and 10 ft bgs dual nested soil vapor points at two locations on the Subject Property (SV-1 to SV-2) and submitted to an environmental laboratory for analysis of VOCs. Elevated concentrations of COCs were detected in some soil and both soil vapor samples. After discussions with the SJUSD and DTSC, follow-up soil vapor sampling was performed on April 7, 2023. The follow-up sampling included three additional soil vapor locations with samples collected from 5 ft bgs (“s”) and 10 ft bgs (“d”) dual-nested vapor points at each location. On April 28 and May 1, 2023, ten additional boring locations (SV-6 through SV-15) were drilled and dual-nested soil vapor points at 5 (“s”) and 10 ft bgs (“d”) were installed at each location.

A human health screening evaluation was conducted using the laboratory analytical results. The maximum detected concentrations in the Subject Property soil were compared to residential soil screening levels established by DTSC, the SFRWQCB, and the USEPA. The maximum detected concentrations in the Subject Property soil-gas were multiplied by an assumed indoor-air attenuation factor of 0.03 and then compared to residential air screening levels.

The PEA findings are summarized as follows:

- Arsenic was detected in all discrete soil samples that were analyzed (Table 1). The maximum detected arsenic concentration in discrete soil samples was 5.0 mg/kg, which is less than background levels (Section 7.4.4). Elevated arsenic concentrations were limited to the native soil on cleared grassy fields to the north and west of the school structures. (Figure 2). A background data set was compiled from Arden Middle School and Katherine Johnson Middle School data sets to establish a general

background arsenic concentration from the 95% UTL to establish the UTV of 6.2 mg/kg. Concentrations of all samples were less than the UTV of 6.2 mg/kg.

- Lead was detected in all discrete soil samples that were analyzed (Table 1). The maximum detected lead concentration was 27 mg/kg, (Section 7.4.4). All lead detections were at concentrations less than the DTSC HERO residential SL of 80 mg/kg.
- A PCB compound identified as PCB-1260 was detected at concentrations of 0.0027 J[2] mg/kg at KJMS-3, 0.0023 J mg/kg at KJMS-6, and 0.0086 J mg/kg at KJMS-11. These surface soil samples were collected near the southernmost classrooms and office buildings. The detected concentrations are less than the residential screening level of 0.24 mg/kg. No other PCBs were detected in any other soil samples.
- Several OCPs were detected in one soil sample (KJMS-OP4) and its duplicate (Table 2). The following OCPs were detected: 4,4-DDD at a concentration of 0.00035 J mg/kg, 4,4,-DDE at a concentration of 0.0052 mg/kg, and 4,4-DDT at a concentration of 0.0082 mg/kg. All concentrations are less than their respective DTSC HERO residential SLs of 1.9 mg/kg, 2.0 mg/kg, and 1.9 mg/kg.
- VOCs were detected in the active soil-gas samples (Table 5). Chemicals with detection(s) that exceeded residential indoor air screening levels (following application of an attenuation factor of 0.03) were benzene, chloroform, PCE, TCE, and total petroleum hydrocarbons in the C5-C12 range (TPH C5-C12).
- Two surface soil samples were collected at 0.5 ft bgs near the shed. Neither soil sample had detections of VOCs.
- A human health screening evaluation was performed in accordance with PEA guidance. For COCs detected in soil, the cumulative calculated excess cancer risk was 4.0E-08 (also expressed as 0.04 in a million), which is less than 1.0E-06. The calculated hazard index is 0.001, which is less than 1.0. For COCs detected in soil vapor, applying an attenuation factor of 0.03, the total cumulative calculated excess cancer risk associated with the maximum concentration each COC was 5E-05 (also expressed as 50 in one million) which is greater than 1.0E-06. The hazard index was 3, which is greater than 1.

13.2 Recommendations

Based on these findings, AECOM recommends installation of a soil vapor barrier beneath the foundations of the proposed school buildings to mitigate potential vapor encroachment concerns.

[2] The J Laboratory flag. Result is less than the RL but greater than or equal to the MDL and the concentration is an estimated value

14 LIMITATIONS

This report was prepared in accordance with the scope of services set forth in the written agreement signed by SJUSD and AECOM. No other services beyond those explicitly stated should be inferred or are implied. This report was prepared by AECOM for SJUSD in a manner consistent with the level of care and skill ordinarily exercised by professional engineers, geologists, and environmental scientists in the geographic area of the Subject Property at the time AECOM's services were provided. AECOM provides no other warranties, either express or implied, concerning the contents of this report, which was prepared under the technical direction of the AECOM staff whose signatures appear on the cover letter included with this report. This report is intended for use in its entirety. No excerpts may be taken to be representative of the findings of this assessment.

The conclusions presented in this report are professional opinions based solely on AECOM's review of available historical information, observations of the Subject Property, review of lithologic/chemical data from borings drilled at the Subject Property, and review of other readily available information, as referenced in this report. The conclusions presented herein are intended exclusively for the objective stated herein, at the Subject Property indicated, and for the project indicated. Subsurface investigations inherently involve some measure of uncertainty due to the impossibility of fully characterizing the entire subsurface volume beneath a Subject Property. Analytical results from this PEA are believed to be representative of the concentrations of those chemicals selected for analysis at the locations and depths from which the samples were collected. There may be other chemicals present in the samples that were not detectable using the selected analytical methods. In addition, these analytical results may not be representative of conditions at other locations and depths at the Subject Property. Conditions may change with the passage of time. The limited investigation sampling procedures, implementation, and data have been furnished to AECOM by SJUSD and was conducted by a third party (Atlas and TEG), which AECOM has used in preparing this report. AECOM has relied on this information as furnished and is neither responsible for nor has confirmed the accuracy of this information.

This report is intended for use solely by SJUSD. The scope of services performed during this investigation may not be appropriate for other users, and any use or re-use of this document, or the findings, conclusions, or recommendations presented herein, is at the sole risk of said users.

Opinions and recommendations presented in this report apply to Subject Property conditions and features as they existed at the time of AECOM's Subject Property visits. They do not necessarily apply to conditions or features of which AECOM is unaware and has not had the opportunity to evaluate.

15 REFERENCES

AECOM Technical Services, Inc. (AECOM), 2023. Preliminary Environmental Assessment Workplan, Planned School Site for Katherine Johnson Middle School, 2641 Kent Drive, Sacramento, California. April 2023.

AECOM Technical Services, Inc. (AECOM), 2022. Phase I Environmental Site Assessment of Creekside Adult Center. August 2.

California Environmental Protection Agency (CalEPA), 2023. Final Draft Supplemental Guidance: Screening and Evaluating Vapor*. February 2023.*

California Environmental Protection Agency, Department of Toxic Substances Control (DTSC), 2006. Interim Guidance, Evaluation of School Subject Properties with Potential Soil Contamination As a Result of Lead from Lead-Based Paint, Organochlorine Pesticides from Termiticides, and Polychlorinated Biphenyls from Electrical Transformers. Revised June 9, 2006.

California Resources Agency, Department of Water Resources (DWR), 1980. *Ground Water Basins in California, Bulletin 118-80*. January 1980.

Department of Toxic Substances Control (DTSC). 2008. *Interim Guidance for Sampling Agricultural Properties* (Third Revision). August 7, 2008.

Department of Toxic Substances Control (DTSC). 2011. Final Guidance for the Evaluation and Mitigation of Subsurface Vapor Intrusion to Indoor Air (Vapor Intrusion Guidance). October.

Department of Toxic Substances Control (DTSC). 2015a. *Advisory Active Soil Gas Investigations*. July.

Department of Toxic Substances Control (DTSC), Cal EPA, and California State Water Resources Control Board. *Final Draft of Supplemental Guidance: Screening and Evaluating Vapor*. February 2023.

Department of Toxic Substances Control (DTSC). 2015b. Preliminary Endangerment Assessment (PEA) Process Quick Reference Guide. October.

Department of Toxic Substances Control (DTSC). 2022. Human Health Risk Assessment (HHRA) Note Number 3, DTSC-modified Screening Levels (DTSC-SLs). May.

Entek Consulting Group Inc. (Entek). 2022. *Hazardous Materials Survey Final Report: Creekside Adult Center*. April 1Interstate Technology & Regulatory Council (ITRC), 2012. Incremental Sampling Methodology. February 2012.

United States Environmental Protection Agency (USEPA), 2015. EPA's Vapor Intrusion Database: Evaluation and Characterization of Attenuation Factors for Chlorinated Volatile Organic Compounds and Residential Buildings, EPA 530-R-10-002. June 2015.

United States Environmental Protection Agency (EPA). 2015a. *Guidance on Environmental Data Verification and Data Validation.* June.

United States Environmental Protection Agency (EPA). 2015b. OSWER Technical Guide for Assessing and Mitigating the Vapor Intrusion Pathway from Subsurface Vapor Sources to Indoor Air. June.

United States Environmental Protection Agency (EPA). 2021. *Regional Screening Levels*. Accessible at https://www.epa.gov/risk/regional-screening-levels-rsls-generic-tables. November.

Figures

SUBJECT PROPERTY LOCATION MAP

PROPOSED KATHERINE JOHNSON MIDDLE SCHOOL
2641 KENT DR SACRAMENTO CA 95821

AECOM

FIGURE 1

C:\Users\Bivolaru\AECOM\GDS GIS Services - GIS CAD PROJECTS\DCS AMERICAS\REWEST\FB154\Creekside Adult Center\WORKSPACE\20220816-Phase I ESA\Figure 1- Site Location Map.dwg Aug 17, 2022 - 4:31pm

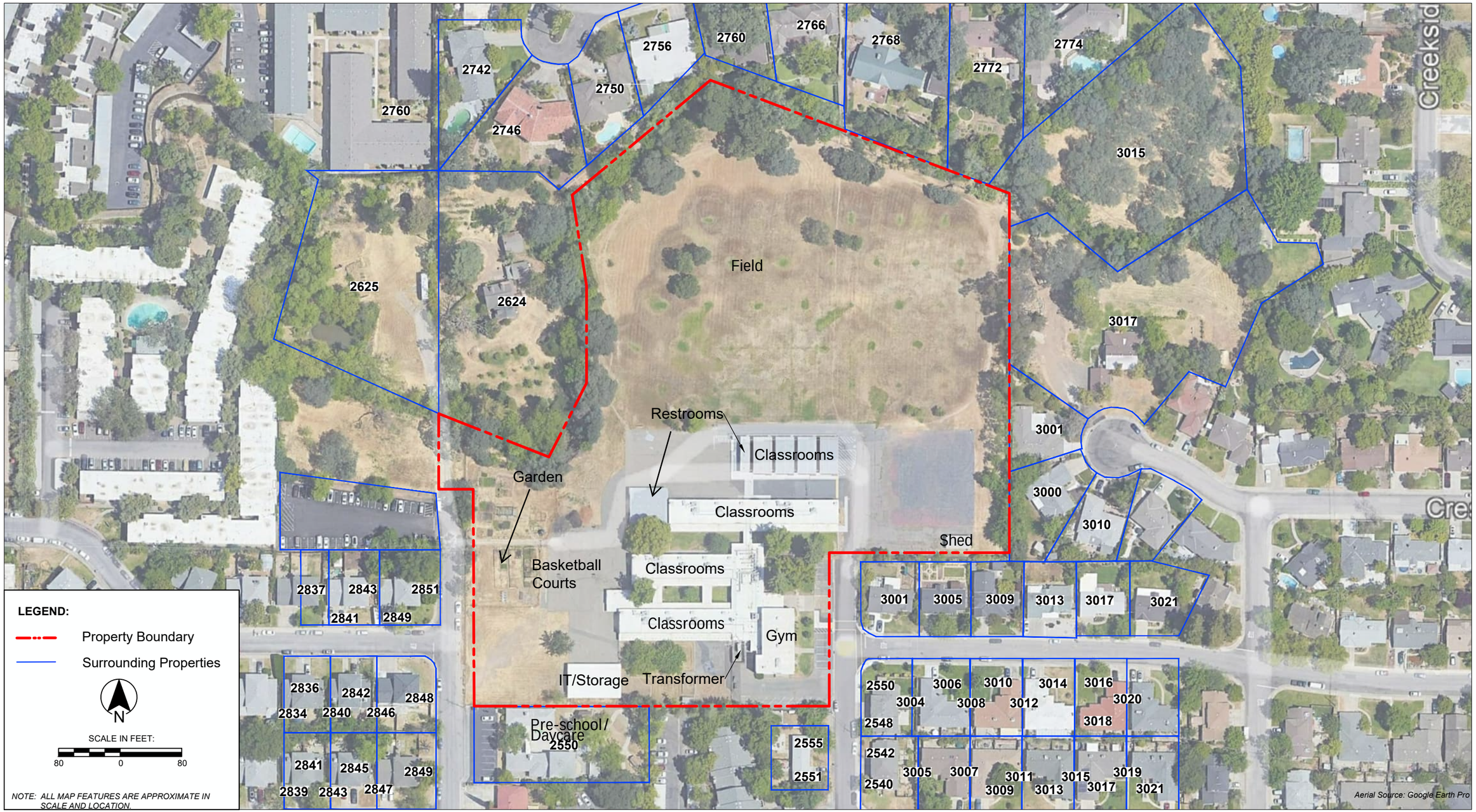

SUBJECT PROPERTY LAYOUT MAP

PROPOSED KATHERINE JOHNSON MIDDLE SCHOOL
2641 KENT DR SACRAMENTO CA 95821

AECOM

FIGURE 2

C:\Users\Bivolarul_\AECOM\GDS GIS Services – GIS CAD PROJECTS\DCS AMERICAS\REWEST\F8154\Creekside Adult Center\WORKSPACE\20220816–Phase I ESA\Figure 2– Site Layout Map.dwg Aug 17, 2022 – 5:45pm

LEGEND

- SOIL SAMPLE
- SOIL SAMPLE
- SOIL SAMPLE
- SOIL VAPOR SAMPLE

0 100 200

APPROX. SCALE, FT

NOTE: SCALE AND LOCATIONS ARE APPROXIAMTE

S:\Projects-BS\TK\TICHEL CM\Z054000356 KJ MIDDLE SCHOOL\SITEPLAN.dwg

PROJECT NUMBER: Z054000356		DATE: 4/11/23	FIGURE 2
APPROVED BY: JH		DRAWN BY: BK	

ATLAS
1117 Lone Palm Avenue, Ste. 201
Modesto, California 95351
Ph: (209) 579-2221 *** Fax: (209) 579-2225

FIGURE 3: **SITE PLAN & SAMPLE LOCATIONS**
KATHERINE JOHNSON MIDDLE SCHOO;L
2641 KENT DRIVE
SACRAMENTO, CA

IF THIS SHEET IS NOT 30"x42", IT IS A REDUCED PRINT - SCALE ACCORDINGLY

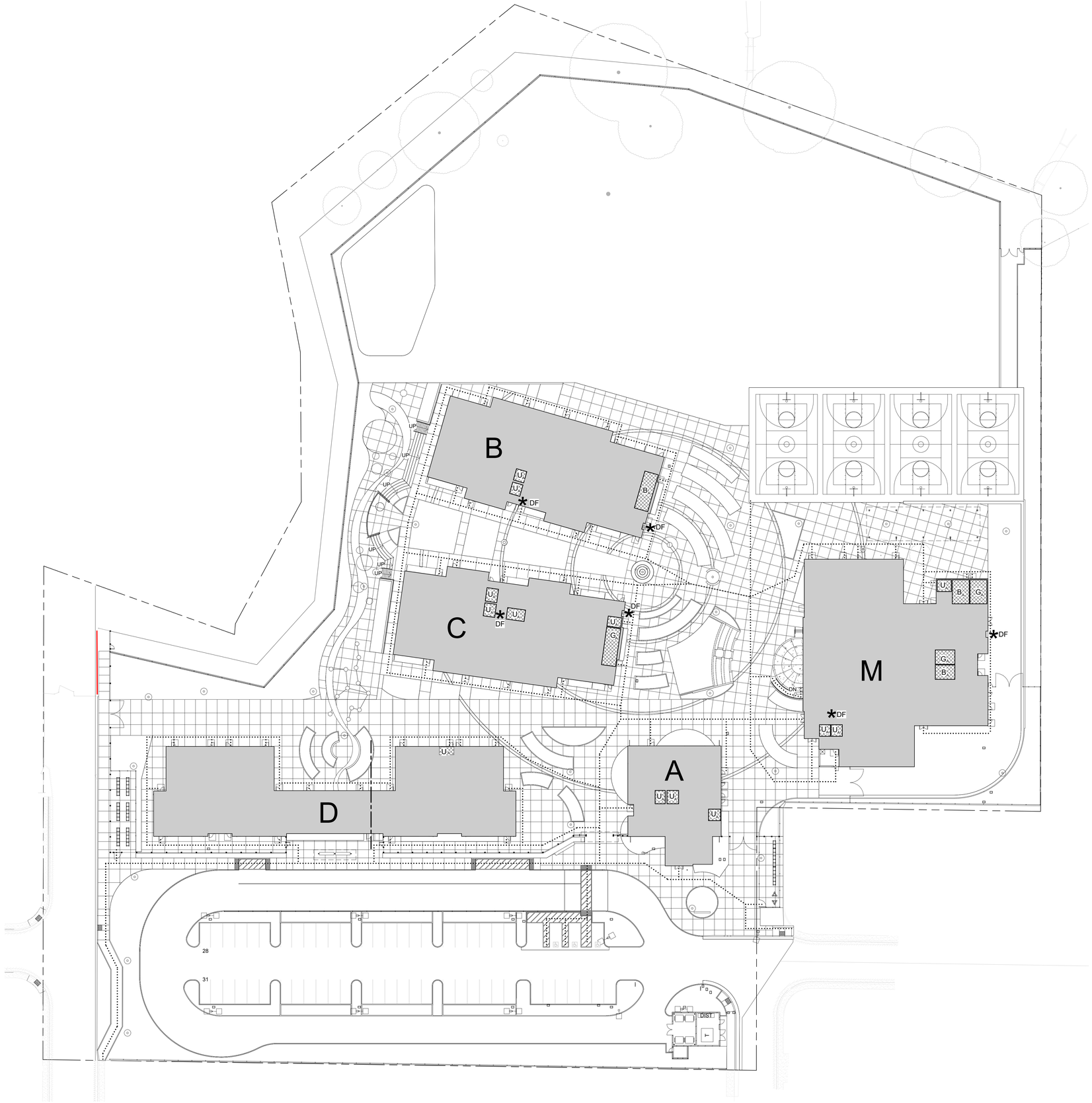

1 ACCESSIBILITY SITE PLAN
SCALE: 1" = 30'-0"

FIGURE 4: PROPOSED NEW KJMS LAYOUT PLAN

LEGEND

ACCESSIBLE PATH OF TRAVEL

DESIGN PROFESSIONAL IN GENERAL RESPONSIBLE CHARGE STATEMENT: THE POT IDENTIFIED IN THESE CONSTRUCTION DOCUMENTS IS COMPLIANT WITH THE CURRENT APPLICABLE CALIFORNIA BUILDING CODE ACCESSIBILITY PROVISIONS FOR **PATH OF TRAVEL REQUIREMENTS FOR ALTERATIONS, ADDITIONS AND STRUCTURAL REPAIRS**. AS PART OF THE DESIGN OF THIS PROJECT, THE POT WAS EXAMINED AND ANY ELEMENTS, COMPONENTS OR PORTIONS OF THE POT THAT WERE DETERMINED TO BE NONCOMPLIANT 1) HAVE BEEN IDENTIFIED AND 2) THE CORRECTIVE WORK NECESSARY TO BRING THEM INTO COMPLIANCE HAS BEEN INCLUDED WITHIN THE SCOPE OF THIS PROJECT'S WORK THROUGH DETAILS, DRAWINGS AND SPECIFICATIONS INCORPORATED INTO THESE CONSTRUCTION DOCUMENTS. ANY NONCOMPLIANT ELEMENTS, COMPONENTS OR PORTIONS OF THE POT THAT WILL NOT BE CORRECTED BY THIS PROJECT BASED ON VALUATION THRESHOLD LIMITATIONS OR A FINDING OF UNREASONABLE HARDSHIP ARE SO INDICATED IN THESE CONSTRUCTION DOCUMENTS.

DURING CONSTRUCTION, IF POT ITEMS WITHIN THE SCOPE OF THE PROJECT REPRESENTED AS CODE COMPLIANT ARE FOUND TO BE NONCONFORMING BEYOND REASONABLE CONSTRUCTION TOLERANCES, THEY SHALL BE BROUGHT INTO COMPLIANCE WITH THE CBC AS PART OF THIS PROJECT BY MEANS OF A CONSTRUCTION CHANGE DOCUMENT.

PROPERTY LINE AND LIMITS OF ARCHITECTURAL SCOPE OF WORK

ACCESSIBLE DROP OFF ZONE

PARKING LIGHT STANDARD

DF ACCESSIBLE DRINKING FOUNTAIN

PH PANIC HARDWARE AT GATES

B_A BOYS RESTROOM ('A' = ACCESSIBLE)

G_A GIRLS RESTROOM ('A' = ACCESSIBLE)

U_A UNISEX RESTROOM ('A' = ACCESSIBLE)

PARKING SUMMARY

STAFF / VISITOR PARKING

	NON ACCESSIBLE SPACES	STANDARD ACCESSIBLE REQUIRED	STANDARD ACCESSIBLE PROVIDED	VAN SPACES REQUIRED	VAN SPACES PROVIDED	TOTAL
TOTAL	56	3	3	1	1	59

REQUIRED CLEAN AIR / VANPOOL / CARPOOL PER 2019 CBC 5.106.5.2:	9
REQUIRED FUTURE ELECTRIC VEHICLE (EV) CHAGING SPACES (QUALIFY AS DESIGNATED PARKING FOR CLEAN AIR VEHICLES) PER 2019 CBC 5.106.5.3.3:	7

ACCESSIBLE PATH OF TRAVEL:

ACCESSBILE PATH OF TRAVEL AS INDICATED ON PLANS IS A BARRIER FREE ACCESS ROUTE WITHOUT ANY ABRUPT LEVEL CHANGES EXCEEDING 1/2" IF BEVELED AT 1:2 MAXIMUM SLOPE OF VERTICAL LEVEL CHANGES NOT EXCEEDING 1/4" MAXIMUM AND AT LEAST 48" IN WIDTH. SURFACE IS STABLE, FIRM AND SLIP RESISTANT. CROSS SLOPE DOES NOT EXCEED 2% AND SLOPE IN THE DIRECTION OF TRAVEL IS LESS THAN 5% UNLESS OTHERWISE INDICATED. ACCESSIBLE PATH OF TRAVEL SHALL BE MAINTAINED FREE OF OVERHANGING OBSTRUCTIONS TO 80" MINIMUM AND PROTRUDING OBJECTS GREATER THAN 4" PROJECTION FROM WALL ABOVE 27" AND LESS THAN 80". ARCHITECT SHALL VERIFY THAT THERE ARE NO BARRIERS IN THE PATH OF TRAVEL .

KEY PLAN

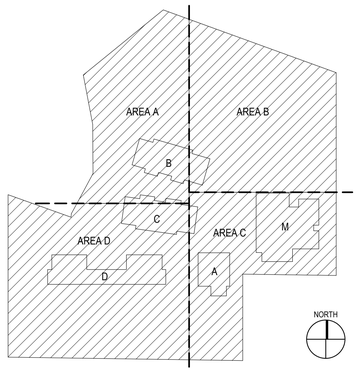

LIONÄKIS
2025 Nineteenth Street
Sacramento CA 95818
P 916.558.1900
www.lionakis.com

CONSULTANT

SEAL

PROJECT
KATHERINE JOHNSON MIDDLE SCHOOL
INCREMENT #2
2641 KENT DR.
SACRAMENTO, CA 95821

CLIENT
SAN JUAN UNIFIED SCHOOL DISTRICT
3738 WALNUT AVENUE
CARMICHAEL, CA 95608

ISSUED

MARK	DATE	DESCRIPTION

MANAGEMENT

LIONAKIS PROJECT NO:	022002
DSA APPLICATION NO:	02-120501
COPYRIGHT:	LIONAKIS 2022

TITLE
ACCESSIBILITY SITE PLAN

SHEET
GA101

BIM 360://022001 SJUSD Arcade MS/022002_ARCH/KOST_R20_CENTRAL.rvt

11/16/2022 4:01:07 PM

This Schematic shows two possible ways (disposal or spills to the site soil and leakage from sewer line) that PCE from Bates Cleaners and Petroleum Constituents from possible vehicle maintenance being conducted on-site in an unsecured parking lot, or unknown UST could get to the soil and soil vapor.

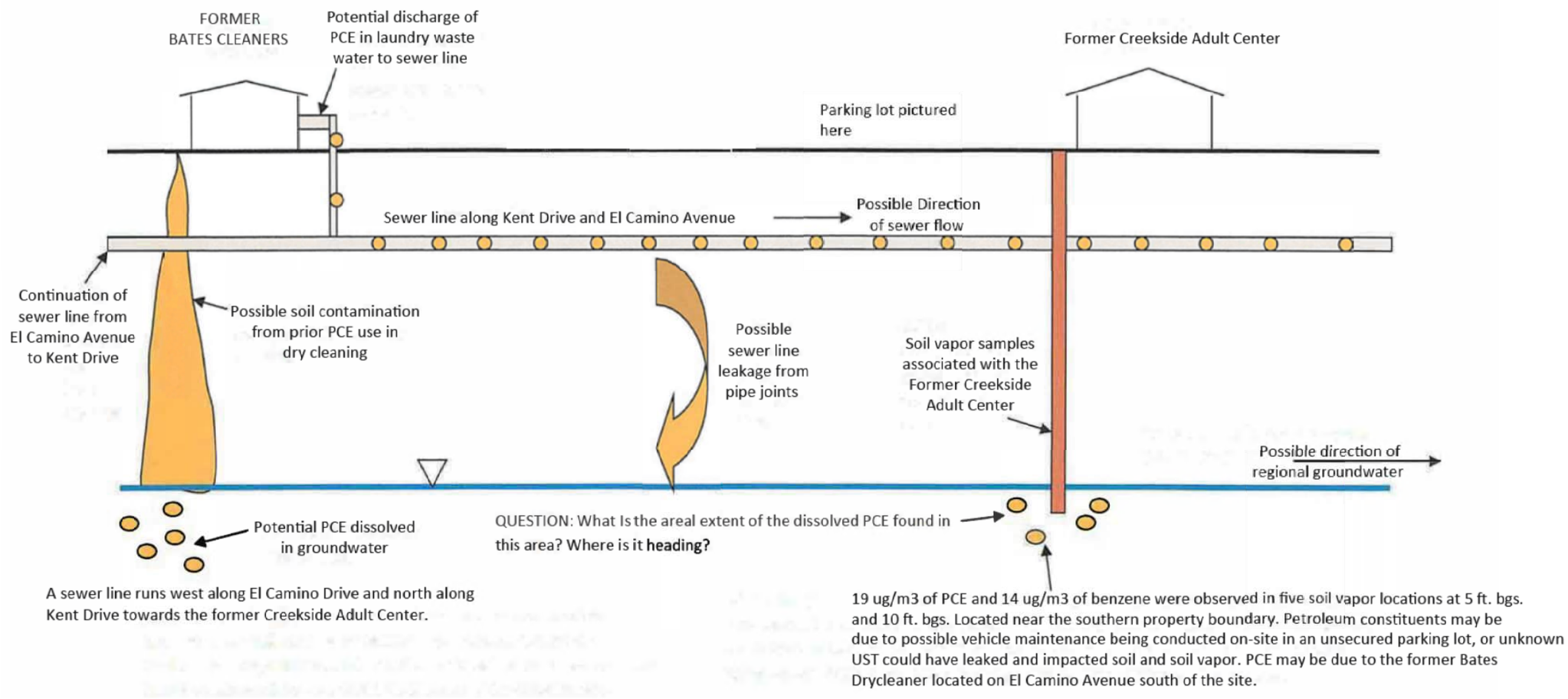

\\na.aecomnet.com\LFS\AMER\Sacramento-USSCR21\DCS\GIS\GIS\Projects\Katherine_Johnson_Middle_School\02_Maps\02_Report_Maps\Fig5_CSM.mxd 4/18/2023 mike.snyder

Figure 5
Possible Migration Pathways for PCE Originating from Bates Cleaners to the Former Creekside Adult Center

Tables

TABLE 1
LEAD AND ARSENIC IN SOIL
KATHERINE JOHNSON MIDDLE SCHOOL
2641 KENT DRIVE
SACRAMENTO, CALIFORNIA

Sample ID	Sample Date	Sampling Depth (feet bgs)	Arsenic	Lead
KJMS-1	3/13/2023	0.5	--	**4.8**
KJMS-2	3/13/2023	0.5	--	**7.1**
KJMS-3	3/13/2023	0.5	--	**12**
KJMS-4	3/13/2023	0.5	--	**7.5**
KJMS-5	3/13/2023	0.5	--	**5.6**
KJMS-6	3/13/2023	0.5	--	**5.1**
KJMS-7	3/13/2023	0.5	--	**5.3**
KJMS-8	3/13/2023	0.5	--	**3.6**
KJMS-9	3/13/2023	0.5	--	**27**
KJMS-10	3/13/2023	0.5	--	**9.4**
KJMS-11	3/13/2023	0.5	--	**4.1**
KJMS-12	3/13/2023	0.5	--	**16**
KJMS-13	3/13/2023	0.5	--	**4.8**
KJMS-14	3/13/2023	0.5	--	**3.9**
KJMS-15	3/13/2023	0.5	--	**6.2**
KJMS-16	3/15/2023	0.5	--	**7.5**
KJMS-17	3/15/2023	0.5	--	**8.3**
KJMS-18	3/15/2023	0.5	--	**19**
KJMS-19	3/15/2023	0.5	--	**4.8**
KJMS-20	3/16/2023	0.5	--	**6.8**
KJMS-21	3/16/2023	0.5	--	**7.7**
KJMS-22	3/16/2023	0.5	--	**25**
KJMS-23	3/16/2023	0.5	--	**6.6**
KJMS-24	3/16/2023	0.5	--	**6.2**
KJMS-25	3/16/2023	0.5	--	**6.8**
KJMS-26	3/16/2023	0.5	--	**7.0**
KJMS-27	3/16/2023	0.5	--	**7.4**
KJMS-28	3/16/2023	0.5	--	**4.8**
KJMS-29	3/16/2023	0.5	--	**6.7**
KJMS-AR1	3/14/2023	0.5	**3.6**	--
KJMS-AR2	3/15/2023	0.5	**3.2**	--
KJMS-AR3	3/15/2023	0.5	**5.0**	--
KJMS-AR4	3/15/2023	0.5	**2.6**	--
KJMS-AR5	3/15/2023	0.5	**3.6**	--
KJMS-Dup#1 (KJMS-1)	3/13/2023	0.5	--	**6.8**
KJMS-Dup#2 (KJMS-16)	3/15/2023	0.5	--	**6.0**
KJMS-Dup#3 (KJMS-27)	3/16/2023	0.5	--	**7.8**
KJMS AR DUP (KJMS AR4)	3/15/2023	0.5	**2.5**	--
		HHRA Note 3 [1]	*0.11*	*80*
		USEPA RSLs [2]	*0.68*	*400*

Notes:
All analyses were conducted at Pace Analytical in Bakersfield, California. Environmental Laboratory Accreditation Program (ELAP) #1186.

All results expressed in milligrams per kilogram (mg/kg), unless otherwise indicated.

Total Metals analysis via EPA Method 6010B.

bgs = Below ground surface

< 0.003 = Less than the laboratory reporting limit (RL).

Bold text = Laboratory Detection

-- = Not applicable or not analyzed for listed constituent

[1] - Human Health Risk Assessment (HHRA) Note Number 3, DTSC-Modified Screening Levels (June 2020). These values are human health-based screening levels for Residential Land Use and reflect the lower of carcinogenic or noncarcinogenic endpoints.

[2] - United States Environmental Protection Agency (USEPA, May 2021) Regional Screening Levels for residential soils reflecting the lower of the carcinogenic or noncarcinogenic endpoints.

Represents a detected concentration in excess of the Note Number 3, DTSC-Modified Screening Levels

Represents a detected concentration in excess of the USEPA Regional Screening Levels and the DTSC-Modified Screening Levels

TABLE 2
ORGANOCHLORINE PESTICIDES IN SOIL
KATHERINE JOHNSON MIDDLE SCHOOL
2641 KENT DRIVE
SACRAMENTO, CALIFORNIA

Sample ID	Sample Date	Sampling Depth (feet bgs)	Aldrin	Alpha BHC	Beta BHC	Delta BHC	Gamma BHC	Chlordane (Technical)	4,4-DDD	4,4-DDE	4,4-DDT	Dieldrin	Endosulfan I	Endosulfan II	Endosulfan Sulfate	Endrin	Endrin Aldehyde	Endrin Ketone	Heptachlor	Heptachlor Epoxide	Hexachlorobenzene	Hexachlorocyclopentadiene	Methoxychlor	Toxaphene
KJMS-OP1	3/14/2023	0.5	<0.0025	<0.0025	<0.0025	<0.0025	<0.0025	<0.25	<0.0025	<0.0025	<0.0025	<0.0025	<0.0025	<0.0025	<0.0025	<0.0025	<0.0025	<0.0025	<0.0025	<0.0025	<0.010	<0.010	<0.0025	<0.25
KJMS-OP2	3/15/2023	0.5	<0.00050	<0.00050	<0.00050	<0.00050	<0.00050	<0.050	<0.00050	<0.00050	<0.00050	<0.00050	<0.00050	<0.00050	<0.00050	<0.00050	<0.00050	<0.00050	<0.00050	<0.00050	<0.0020	<0.0020	<0.00050	<0.050
KJMS-OP3	3/15/2023	0.5	<0.00050	<0.00050	<0.00050	<0.00050	<0.00050	<0.050	<0.00050	<0.00050	<0.00050	<0.00050	<0.00050	<0.00050	<0.00050	<0.00050	<0.00050	<0.00050	<0.00050	<0.00050	<0.0020	<0.0020	<0.00050	<0.050
KJMS-OP4	3/15/2023	0.5	<0.00050	<0.00050	<0.00050	<0.00050	<0.00050	<0.050	**0.00035 J**	**0.0052**	**0.0082**	<0.00050	<0.00050	<0.00050	<0.00050	<0.00050	<0.00050	<0.00050	<0.00050	<0.00050	<0.0020	<0.0020	<0.00050	<0.050
KJMS-OP5	3/15/2023	0.5	<0.00050	<0.00050	<0.00050	<0.00050	<0.00050	<0.050	<0.00050	<0.00050	<0.00050	<0.00050	<0.00050	<0.00050	<0.00050	<0.00050	<0.00050	<0.00050	<0.00050	<0.00050	<0.0020	<0.0020	<0.00050	<0.050
KJMS OP Dup (KJMS OP4)	3/15/2023	0.5	<0.00050	<0.00050	<0.00050	<0.00050	<0.00050	<0.050	**0.00088**	**0.0035**	**0.026**	<0.00050	<0.00050	<0.00050	<0.00050	<0.00050	<0.00050	<0.00050	<0.00050	<0.00050	<0.0020	<0.0020	<0.00050	<0.050
HHRA Note 3 [1]			*0.039*	*0.086*	*0.30*	*--*	*0.57*	*1.7*	*1.9*	*2.0*	*1.9*	*0.034*	*450*	*450*	*380*	*19*	*--*	*--*	*0.13*	*0.07*	*0.19*	*--*	*320*	*0.45*
USEPA RSLs [2]			*0.039*	*0.086*	*0.30*	*--*	*0.57*	*1.7*	*1.9*	*2.0*	*1.9*	*0.034*	*470*	*--*	*380*	*19*	*--*	*--*	*0.13*	*0.07*	*0.21*	*1.8*	*320*	*0.49*

Notes:
All analyses were conducted at Pace Analytical in Bakersfield, California. Environmental Laboratory Accreditation Program (ELAP) #1186.
All results expressed in milligrams per kilogram (mg/kg).
Organochlorine Pesticides (OCPs) were analyzed by EPA Method 8081A.
bgs = Below ground surface
< 0.003 = Less than the laboratory reporting limit (RL).
Bold text = Laboratory Detection
-- = Not applicable or not analyzed for listed constituent
J = Estimated value (CLP Flag)

[1] - Human Health Risk Assessment (HHRA) Note Number 3, DTSC-Modified Screening Levels (June 2020). These values are human health-based screening levels for Residential Land Use and reflect the lower of carcinogenic or noncarcinogenic endpoints.

[2] - United States Environmental Protection Agency (USEPA, May 2021) Regional Screening Levels for residential soils reflecting the lower of carcinogenic or noncarcinogenic endpoints.

Represents a detected concentration in excess of the Note Number 3, DTSC-Modified Screening Levels

Represents a detected concentration in excess of the USEPA Regional Screening Levels and the DTSC-Modified Screening Levels

TABLE 3
PCBs IN SOIL
KATHERINE JOHNSON MIDDLE SCHOOL
2641 KENT DRIVE
SACRAMENTO, CALIFORNIA

Sample ID	Sample Date	Sampling Depth (feet bgs)	Total PCBs	Aroclor 1016	Aroclor 1221	Aroclor 1232	Aroclor 1242	Aroclor 1248	Aroclor 1254	Aroclor 1260
KJMS-1	3/13/2023	0.5	0.014	<0.010	<0.010	<0.010	<0.010	<0.010	<0.010	0.014
KJMS-2	3/13/2023	0.5	<0.10	<0.010	<0.010	<0.010	<0.010	<0.010	<0.010	<0.010
KJMS-3	3/13/2023	0.5	<0.10	<0.010	<0.010	<0.010	<0.010	<0.010	<0.010	0.0027 J
KJMS-4	3/13/2023	0.5	<0.10	<0.010	<0.010	<0.010	<0.010	<0.010	<0.010	<0.010
KJMS-5	3/13/2023	0.5	<0.10	<0.010	<0.010	<0.010	<0.010	<0.010	<0.010	<0.010
KJMS-6	3/13/2023	0.5	<0.10	<0.010	<0.010	<0.010	<0.010	<0.010	<0.010	0.0023 J
KJMS-7	3/13/2023	0.5	<0.10	<0.010	<0.010	<0.010	<0.010	<0.010	<0.010	<0.010
KJMS-8	3/13/2023	0.5	<0.10	<0.010	<0.010	<0.010	<0.010	<0.010	<0.010	<0.010
KJMS-9	3/13/2023	0.5	<0.10	<0.010	<0.010	<0.010	<0.010	<0.010	<0.010	<0.010
KJMS-10	3/13/2023	0.5	<0.10	<0.010	<0.010	<0.010	<0.010	<0.010	<0.010	<0.010
KJMS-11	3/13/2023	0.5	0.0086 J	<0.010	<0.010	<0.010	<0.010	<0.010	<0.010	0.0086 J
KJMS-12	3/13/2023	0.5	<0.10	<0.010	<0.010	<0.010	<0.010	<0.010	<0.010	<0.010
KJMS-13	3/13/2023	0.5	<0.10	<0.010	<0.010	<0.010	<0.010	<0.010	<0.010	<0.010
KJMS-14	3/13/2023	0.5	<0.10	<0.010	<0.010	<0.010	<0.010	<0.010	<0.010	<0.010
KJMS-15	3/13/2023	0.5	<0.10	<0.010	<0.010	<0.010	<0.010	<0.010	<0.010	<0.010
KJMS-16	3/15/2023	0.5	<0.10	<0.010	<0.010	<0.010	<0.010	<0.010	<0.010	<0.010
KJMS-17	3/15/2023	0.5	<0.10	<0.010	<0.010	<0.010	<0.010	<0.010	<0.010	<0.010
KJMS-18	3/15/2023	0.5	<0.10	<0.010	<0.010	<0.010	<0.010	<0.010	<0.010	<0.010
KJMS-19	3/15/2023	0.5	<0.10	<0.010	<0.010	<0.010	<0.010	<0.010	<0.010	<0.010
KJMS-20	3/16/2023	0.5	<0.10	<0.010	<0.010	<0.010	<0.010	<0.010	<0.010	<0.010
KJMS-21	3/16/2023	0.5	<0.10	<0.010	<0.010	<0.010	<0.010	<0.010	<0.010	<0.010
KJMS-22	3/16/2023	0.5	<0.10	<0.010	<0.010	<0.010	<0.010	<0.010	<0.010	<0.010
KJMS-23	3/16/2023	0.5	<0.10	<0.010	<0.010	<0.010	<0.010	<0.010	<0.010	<0.010
KJMS-24	3/16/2023	0.5	<0.10	<0.010	<0.010	<0.010	<0.010	<0.010	<0.010	<0.010
KJMS-25	3/16/2023	0.5	<0.10	<0.010	<0.010	<0.010	<0.010	<0.010	<0.010	<0.010
KJMS-26	3/16/2023	0.5	<0.10	<0.010	<0.010	<0.010	<0.010	<0.010	<0.010	<0.010
KJMS-27	3/16/2023	0.5	<0.10	<0.010	<0.010	<0.010	<0.010	<0.010	<0.010	<0.010
KJMS-28	3/16/2023	0.5	<0.10	<0.010	<0.010	<0.010	<0.010	<0.010	<0.010	<0.010
KJMS-29	3/16/2023	0.5	<0.10	<0.010	<0.010	<0.010	<0.010	<0.010	<0.010	<0.010
KJMS-T1-6"	3/14/2023	0.5	<0.10	<0.010	<0.010	<0.010	<0.010	<0.010	<0.010	<0.010
KJMS-T2-6"	3/14/2023	0.5	<0.10	<0.010	<0.010	<0.010	<0.010	<0.010	<0.010	<0.010
KJMS-T3-6"	3/14/2023	0.5	<0.10	<0.010	<0.010	<0.010	<0.010	<0.010	<0.010	<0.010
KJMS-T4-6"	3/14/2023	0.5	<0.10	<0.010	<0.010	<0.010	<0.010	<0.010	<0.010	<0.010
KJMS-T1-18"	3/15/2023	1.5	<0.10	<0.010	<0.010	<0.010	<0.010	<0.010	<0.010	<0.010
KJMS-T2-18"	3/15/2023	1.5	<0.10	<0.010	<0.010	<0.010	<0.010	<0.010	<0.010	<0.010
KJMS-T3-18"	3/15/2023	1.5	<0.10	<0.010	<0.010	<0.010	<0.010	<0.010	<0.010	<0.010
KJMS-T4-18"	3/15/2023	1.5	<0.10	<0.010	<0.010	<0.010	<0.010	<0.010	<0.010	<0.010
KJMS-Dup#1 (KJMS-1)	3/13/2023	0.5	<0.10	<0.010	<0.010	<0.010	<0.010	<0.010	<0.010	0.0027 J
KJMS-Dup#2 (KJMS-16)	3/15/2023	0.5	<0.10	<0.010	<0.010	<0.010	<0.010	<0.010	<0.010	<0.010
KJMS-Dup#3 (KJMS-27)	3/16/2023	0.5	<0.10	<0.010	<0.010	<0.010	<0.010	<0.010	<0.010	<0.010
KJMS-T-Dup#1 (KJMS -T3-18")	3/15/2023	1.5	<0.10	<0.010	<0.010	<0.010	<0.010	<0.010	<0.010	<0.010
HHRA Note 3 (1)			*0.23*	*4.0*	*0.20*	*0.17*	*0.23*	*0.23*	*0.24*	*0.24*
USEPA RSLs (2)			*0.23*	*4.1*	*0.20*	*0.17*	*0.23*	*0.23*	*0.24*	*0.24*

Notes:
All analyses were conducted at Pace Analytical in Bakersfield, California. Environmental Laboratory Accreditation Program (ELAP) #1186.
All results expressed in milligrams per kilogram (mg/kg).
Polychlorinated biphenyls (PCBs) were analyzed by EPA Method 8082.
bgs = Below ground surface
< 0.003 = Less than the laboratory reporting limit (RL).
Bold text = Laboratory Detection
J = Estimated value (CLP Flag)
[1] - Human Health Risk Assessment (HHRA) Note Number 3, DTSC-Modified Screening Levels (June 2020). These values are human health-based screening levels for Residential Land Use and reflect the lower of carcinogenic or noncarcinogenic endpoints.
[2] - United States Environmental Protection Agency (USEPA, May 2021) Regional Screening Levels for residential soils reflecting the lower of carcinogenic or noncarcinogenic endpoints.
Represents a detected concentration in excess of the Note Number 3, DTSC-Modified Screening Levels
Represents a detected concentration in excess of the USEPA Regional Screening Levels and the DTSC-Modified Screening Levels

TABLE 4
VOLATILE ORGANIC COMPOUNDS IN SOIL
KATHERINE JOHNSON MIDDLE SCHOOL
2541 KENT DRIVE
SACRAMENTO, CALIFORNIA

Sample ID	Sample Date	Sampling Depth (feet bgs)	VOCs
Shed-1	3/15/2023	0.5	Not Detected
Shed-2	3/15/2023	0.5	Not Detected
Duplicate (Shed-2)	3/15/2023	0.5	Not Detected
		HHRA Note 3 [1]	*Varies*
		USEPA RSLs [2]	*Varies*

Notes:
All analyses were conducted at Pace Analytical in Bakersfield, California. Environmental Laboratory Accreditation Program (ELAP) #1186.

All results expressed in milligrams per kilogram (mg/kg).

Volatile Organic Compounds (VOCs) were analyzed by EPA Method 8260D.

bgs = Below ground surface

See the laboratory report for a full list of constituents analyzed and their respective laboratory reporting limit (RL).

Bold text = Laboratory Detection

[1] - Human Health Risk Assessment (HHRA) Note Number 3, DTSC-Modified Screening Levels (June 2020). These values are human health-based screening levels for Residential Land Use and reflect the lower of carcinogenic or noncarcinogenic endpoints.

[2] - United States Environmental Protection Agency (USEPA, May 2021) Regional Screening Levels for residential soils reflecting the lower of carcinogenic or noncarcinogenic endpoints.

Represents a detected concentration in excess of the Note Number 3, DTSC-Modified Screening Levels

Represents a detected concentration in excess of the USEPA Regional Screening Levels and the DTSC-Modified Screening Levels

Table 5
Summary of Soil Vapor Sample Analytical Results
2641 Kent Drive, Sacramento, CA

Boring ID	Sample ID	Sample Date	Sample Depth (feet bgs)	TPHv (C5-C12) (µg/m^3)	Tetrachloroethene (µg/m^3)	Trichloroethene (µg/m^3)	Benzene (µg/m^3)	Toluene (µg/m^3)	Ethylbenzene (µg/m^3)	m,p-Xylene (µg/m^3)	o-Xylene (µg/m^3)	Styrene (µg/m^3)	1,2,4-Trimethylbenzene (µg/m^3)	Carbon Disulfide (µg/m^3)	2-Butanone (MEK) (µg/m^3)	Chloroform (µg/m^3)	Chloromethane (µg/m^3)
SV-1s	SV-1	3/17/2023	3.5 to 5	1,200	<6.9	<5.5	8.8	19	<4.4	<8.8	<4.4	<4.3	<5.0	<6.3	<30	<4.9	2.2
SV-1d	SV-1	3/17/2023	9 to 10	1,600	19	<5.5	4.6	22	<4.4	9.9	<4.4	<4.3	<5.0	<6.3	<30	<4.9	<2.1
SV-2s	SV-2	3/17/2023	4 to 5	390	<6.9	<5.5	<3.2	31	5.2	31	7.1	<4.3	8.9	<6.3	<30	<4.9	<2.1
SV-2d	SV-2	3/17/2023	9 to10	790	9.2	<5.5	5.2	9.6	<4.4	<8.8	<4.4	<4.3	<5.0	<6.3	<30	<4.9	<2.1
SV-3s	SV-3 5'	4/7/2023	4 to 5	320	<6.9	<5.5	4.1	20	<4.4	<8.8	<4.4	45	<5.0	<6.3	<30	<4.9	<2.1
SV-3d	SV-3 10'	4/7/2023	9 to10	620	<6.9	<5.5	5.8	24	<4.4	<8.8	<4.4	59	<5.0	<6.3	<30	<4.9	<2.1
SV-3d	DUP	4/7/2023	9 to10	350	<6.9	<5.5	3.9	19	<4.4	<8.8	<4.4	72	<5.0	<6.3	<30	<4.9	<2.1
SV-4s	SV-4 5'	4/7/2023	4 to 5	1,300	<6.9	<5.5	14	27	4.6	<8.8	<4.4	52	<5.0	7.6	<30	<4.9	<2.1
SV-4d	SV-4 10'	4/7/2023	9 to10	1,800	<6.9	<5.5	11	31	<4.4	<8.8	<4.4	63	<5.0	<6.3	<30	<4.9	<2.1
SV-5s [4]	SV-5 5'	4/7/2023	4 to 5	770	<6.9	<5.5	5.8	13	<4.4	<8.8	<4.4	57	<5.0	<6.3	50	<4.9	<2.1
SV-5d	SV-5 10'	4/7/2023	9 to10	2,300	<6.9	<5.5	11	25	<4.4	<8.8	4.7	68	<5.0	<6.3	<30	<4.9	<2.1
SV-6s		4/28/2023	4 to 5	640	<6.9	<5.5	4.8	6.2	<4.4	<8.8	<4.4	<4.3	<5.0	9.3	<30	<4.9	<2.1
SV-6d		4/28/2023	9 to10	520	55	66	<3.2	5.8	<4.4	<8.8	<4.4	<4.3	<5.0	<6.3	<30	<4.9	<2.1
SV-6d	DUP	4/28/2023	9 to10	710	<6.9	<5.5	<3.2	5.7	<4.4	<8.8	<4.4	<4.3	<5.0	<6.3	<30	<4.9	8.1
SV-7s		4/28/2023	4 to 5	290	39	29	5.8	10	<4.4	<8.8	<4.4	<4.3	<5.0	<6.3	<30	15	<2.1
SV-7d		4/28/2023	9 to10	880	20	7.1	6.9	6.8	<4.4	<8.8	<4.4	<4.3	<5.0	<6.3	<30	<4.9	<2.1
SV-8s		4/28/2023	4 to 5	190	23	9.8	<3.2	5.5	<4.4	<8.8	<4.4	<4.3	<5.0	<6.3	<30	<4.9	<2.1
SV-8d		4/28/2023	9 to10	510	21	<5.5	<3.2	<3.8	<4.4	<8.8	<4.4	<4.3	<5.0	<6.3	<30	<4.9	<2.1
SV-9s		4/28/2023	4 to 5	4,100	11	<5.5	<3.2	5.8	<4.4	<8.8	<4.4	<4.3	<5.0	20	<30	<4.9	<2.1
SV-9d		4/28/2023	9 to10	560	<6.9	<5.5	8.9	8.3	<4.4	<8.8	<4.4	<4.3	<5.0	<6.3	<30	<4.9	<2.1
SV-10s		4/28/2023	4 to 5	580	12	<5.5	5.0	7.1	<4.4	<8.8	<4.4	<4.3	<5.0	<6.3	<30	<4.9	<2.1
SV-10d (6)		4/28/2023	9 to10	170	11	<5.5	<3.2	<3.8	<4.4	<8.8	<4.4	<4.3	<5.0	<6.3	<30	<4.9	<2.1
SV-11s		5/1/2023	4 to 5	<100	<6.9	<5.5	<3.2	5.5	<4.4	<8.8	<4.4	<4.3	<5.0	<6.3	<30	<4.9	<2.1
SV-11s	DUP3	5/1/2023	4 to 5	210	<6.9	<5.5	<3.2	<3.8	<4.4	<8.8	<4.4	<4.3	<5.0	<6.3	<30	<4.9	<2.1
SV-11d		5/1/2023	9 to10	1,900	<6.9	<5.5	8.6	12	<4.4	<8.8	<4.4	<4.3	<5.0	<6.3	<30	<4.9	<2.1
SV-12s		5/1/2023	4 to 5	110	<6.9	<5.5	<3.2	5.6	<4.4	<8.8	<4.4	<4.3	<5.0	<6.3	<30	<4.9	2.7
SV-12d		5/1/2023	9 to10	1,600	<6.9	<5.5	3.7	5.6	<4.4	<8.8	<4.4	<4.3	<5.0	<6.3	<30	<4.9	<2.1
SV-13s (5)		5/1/2023	4 to 5	17,000	<6.9	<5.5	82	47	5.8	27	8.3	100	<5.0	22	350	63	<2.1
SV-13d		5/1/2023	9 to10	1,200	<6.9	<5.5	8.7	12	<4.4	<8.8	<4.4	<4.3	<5.0	<6.3	<30	<4.9	<2.1
SV-14s (6)		5/1/2023	4 to 5	2,400	<6.9	<5.5	25	27	5.8	<8.8	<4.4	<4.3	<5.0	14	<30	<4.9	<2.1
SV-14d (6)		5/1/2023	9 to10	1,000	<6.9	<5.5	9.7	11	<4.4	<8.8	<4.4	<4.3	<5.0	<6.3	<30	<4.9	<2.1
SV-15s		5/1/2023	4 to 5	1,200	<6.9	<5.5	15	15	<4.4	<8.8	<4.4	<4.3	<5.0	<6.3	<30	<4.9	<2.1
SV-15d		5/1/2023	9 to10	1,500	<6.9	<5.5	17	17	4.4	<8.8	<4.4	<4.3	<5.0	<6.3	<30	<4.9	<2.1
Tier 1 ESLs[1]				**3,300**	**15**	**16**	**3.2**	**10,000**	**37**	**3,500**	**3,500**	**31,000**	**--**	**--**	**170,000**	**4.1**	**3,100**
Residential ESLs [2]				**20,000**	**15**	**16**	**3.2**	**10,000**	**37**	**3,500**	**3,500**	**31,000**	**--**	**--**	**170,000**	**4.1**	**3,100**
Commercial ESLs[3]				**83,000**	**67**	**100**	**14**	**44,000**	**160**	**15,000**	**15,000**	**130,000**	**--**	**--**	**730,000**	**18**	**13,000**

Notes:

µg/m^3 Micrograms per cubic meter
bgs Below ground surface
-- Not applicable, sample not analyzed, or no applicable standard identified

Samples analyzed for Volatile Organic Compounds (VOCs) by Method TO-15.
Only detected VOCs are tablulated. See laboratory report for full list of analytes and method detection limits.
ESLs: Environmental Screening Levels, San Francisco Bay Regional Water Quality Control Board, August 2019 (Revison 2).

[1] - Tier 1 ESLs for soil vapor reflect the lower of values that are protective of human health under a residential or commercial/industrial land use scenario. These values are intended to be protective of human health under any land use scenario

[2] - Residential soil vapor ESLs are human health-based screening levels for Residential Land Use and reflect the lower of carcinogenic or noncarcinogenic endpoints. These values are intended to be protective of potential human exposures to shallow soil under a Residential land use scenario

[3] - Commercial (Industrial) soil vapor ESLs are human health-based screening levels for Commercial/Industrial Land Use and reflect the lower of carcinogenic or noncarcinogenic endpoints. These values are intended to be protective of potential human exposures to shallow soil under a commercial/industrial land use scenario

[4] - Sample contained detectable concentration of the leak check compound (LCC) 1,1-difluoroethane ; other detected analytes may have been diluted or introduced by ambient air.

(5) - Sample contained a detectable concentration of 4-Methyl-2-pentanone (MIBK), which does not have established ESLs.

(6) - Sample contained a detectable concentration of Trichlorofluoromethane (Freon 11), which does not have established ESLs.

XXX Represents a detected concentration in excess of the chemical-specific Residential Health-Based ESL, but equal to or less than the chemical-specific Commercial ESL
XXX Represents a detected concentration in excess of the chemical-specific Residential ESL and Commercial Health-Based ESL

Table 6 - Health Risk Assessment - Soil

Katherine Johnson Middle School, Sacramento, CA

Chemical	Maximum Detected Soil Concentration (mg/kg)	Cancer Screening Level (mg/kg)	Noncancer Screening Level (mg/kg)	Cancer Risk	Noncancer Hazard Index
4,4 DDD	0.00035	2.3	1.9	1.52E-10	0.00018
4,4 DDE	0.0052	2	23	2.60E-09	0.00023
4,4 DDT	0.026	19	37	1.37E-09	0.00070
Aroclor 1260	0.0086	0.24	nv	3.58E-08	0.00000
				4E-08	**0.001**

Notes:
Concentration for 4,4 DDD is an esimated "J" value
nv - no value available
mg/kg = milligrams per kilogram
4,4-DDD = 4,4-Dichloro-diphenyl-dichloroethane
4,4-DDE = 4,4-Dichloro-diphenyl-dichloroethylene
4,4-DDT= 4,4-Dichloro-diphenyl-trichloroethylene

Table 7 - Health Risk Assessment - Soil Vapor Intrusion to Indoor Air
Katherine Johnson Middle School, Sacramento, CA

Chemical	Maximum Detected Soil Vapor Concentration (µg/m3)	Estimated Indoor Air Concentration (µg/m3)	Cancer Screening Level (µg/m3)	Noncancer Screening Level (µg/m3)	Cancer Risk	Noncancer Hazard Index
1,2,4-Trimethylbenzene	8.9	0.267	NC	63	0.00E+00	0.0042
2-Butanone (MEK)	350	10.5	NC	5200	0.00E+00	0.0020
Benzene	82	2.46	0.097	3.1	2.54E-05	0.7935
Carbon Disulfide	22	0.66	NC	730	0.00E+00	0.0009
Chloroform	63	1.89	0.12	100	1.58E-05	0.0189
Chloromethane	8.1	0.243	NC	94	0.00E+00	0.0026
Ethylbenzene	5.8	0.174	1.1	1000	1.58E-07	0.0002
m,p-Xylene	31	0.93	NC	100	0.00E+00	0.0093
o-Xylene	8.3	0.249	NC	100	0.00E+00	0.0025
Styrene	100	3	NC	940	0.00E+00	0.0032
Tetrachloroethene	55	1.65	0.46	42	3.59E-06	0.0393
Toluene	47	1.41	NC	310	0.00E+00	0.0045
TPHv (C5-C12)	17000	510	NC	420	0.00E+00	1.2143
Trichloroethene	66	1.98	0.48	2.1	4.13E-06	0.9429
					5E-05	**3**

Notes:
µg/m3 = Micrograms per cubic meter
NC = Not a carcinogen

Table 8: LeadSpread 9 - Lead Risk Assessment Spread Sheet - 95% UCL Concentration

LeadSpread 9- LEAD RISK ASSESSMENT SPREADSHEET
CALIFORNIA DEPARTMENT OF TOXIC SUBSTANCES CONTROL

USERS GUIDE to Leadspread Version 9

INPUT

MEDIUM	LEVEL
Lead in Soil/Dust (µg/g)	10.05
Respirable Dust (µg/cubic m)	1.5

EXPOSURE PARAMETERS

Parameter	units	adults	children
Days per week	days/wk	7	
Days per week, occupational	-	5	
Geometric Standard Deviation	-	1.6	
Blood lead level of concern	(µg/dl)	1.1	1
Skin area, residential	square cm	6032	2373
Skin area occupational	square cm	6032	
Soil adherence	µg/square cm	70	200
Dermal uptake constant	(µg/dl)/(µg/day)	0.00027	0.00048
Soil ingestion	mg/day	30	80
Soil ingestion, pica	mg/day		1000
Ingestion constant	(µg/dl)/(µg/day)	0.09	0.16
Bioavailability	unitless	0.6	
Breathing rate	cubic meter/day	20	10
Inhalation constant	(µg/dl)/(µg/day)	0.082	0.192

Click here for REFERENCES

OUTPUT

ENDPOINT and RECEPTOR	50th Percentile Change in Blood Pb (µg/dl)	90th Percentile Change in Blood Pb (µg/dl)	95th Percentile Change in Blood Pb (µg/dl)	PRG-90 (µg/g)	PRG-95 (µg/g)
BLOOD Pb, ADULT	0.02	0.03	0.04	356	301
BLOOD Pb, CHILD	0.1	0.1	0.2	70	59
BLOOD Pb, PICA CHILD	1.0	1.8	2.1	6	5
BLOOD Pb, OCCUPATIONAL	0.0	0.0	0.0	499	421

PATHWAYS

ADULTS	Residential Pathway Contribution	Residential Pathway Contribution	Residential Pathway Contribution	Occupational Pathway contribution	Occupational Pathway contribution	Occupational Pathway contribution
Pathway	PEF*	µg/dl	percent	PEF	µg/dl	percent
Soil Contact	6.8E-5	0.00	4%	4.9E-5	0.00	4%
Soil Ingestion	1.6E-3	0.02	96%	1.2E-3	0.01	96%
Inhalation	2.5E-6	0.00	0.1%	1.8E-6	0.00	0.1%

CHILDREN	Typical Pathway contribution	Typical Pathway contribution	Typical Pathway contribution	with pica Pathway contribution	with pica Pathway contribution	with pica Pathway contribution
Pathway	PEF*	µg/dl	percent	PEF	µg/dl	percent
Soil Contact	1.4E-4	0.00	1.7%		0.00	0.1%
Soil Ingestion	7.7E-3	0.08	98%	9.6E-2	0.96	100%
Inhalation	2.9E-6	0.00	0.0%		0.00	0.0%

Click here for Equations

*Pathway Exposure Factor

Table 9: LeadSpread 9 - Lead Risk Assessment Spread Sheet - Max Concentration

LeadSpread 9- LEAD RISK ASSESSMENT SPREADSHEET
CALIFORNIA DEPARTMENT OF TOXIC SUBSTANCES CONTROL

USERS GUIDE to Leadspread Version 9

INPUT

MEDIUM	LEVEL
Lead in Soil/Dust (µg/g)	27
Respirable Dust (µg/cubic m)	1.5

EXPOSURE PARAMETERS

Parameter	units	adults	children
Days per week	days/wk	7	
Days per week, occupational	-	5	
Geometric Standard Deviation	-	1.6	
Blood lead level of concern	(µg/dl)	1.1	1
Skin area, residential	square cm	6032	2373
Skin area occupational	square cm	6032	
Soil adherence	µg/square cm	70	200
Dermal uptake constant	(µg/dl)/(µg/day)	0.00027	0.00048
Soil ingestion	mg/day	30	80
Soil ingestion, pica	mg/day		1000
Ingestion constant	(µg/dl)/(µg/day)	0.09	0.16
Bioavailability	unitless	0.6	
Breathing rate	cubic meter/day	20	10
Inhalation constant	(µg/dl)/(µg/day)	0.082	0.192

Click here for REFERENCES

OUTPUT

ENDPOINT and RECEPTOR	50th Percentile Change in Blood Pb (µg/dl)	90th Percentile Change in Blood Pb (µg/dl)	95th Percentile Change in Blood Pb (µg/dl)	PRG-90 (µg/g)	PRG-95 (µg/g)
BLOOD Pb, ADULT	0.05	0.08	0.10	356	301
BLOOD Pb, CHILD	0.2	0.4	0.5	70	59
BLOOD Pb, PICA CHILD	2.6	4.7	5.6	6	5
BLOOD Pb, OCCUPATIONAL	0.0	0.1	0.1	499	421

PATHWAYS

ADULTS	Residential Pathway Contribution	Residential Pathway Contribution	Residential Pathway Contribution	Occupational Pathway contribution	Occupational Pathway contribution	Occupational Pathway contribution
Pathway	PEF*	µg/dl	percent	PEF	µg/dl	percent
Soil Contact	6.8E-5	0.00	4%	4.9E-5	0.00	4%
Soil Ingestion	1.6E-3	0.04	96%	1.2E-3	0.03	96%
Inhalation	2.5E-6	0.00	0.1%	1.8E-6	0.00	0.1%

CHILDREN	Typical Pathway contribution	Typical Pathway contribution	Typical Pathway contribution	with pica Pathway contribution	with pica Pathway contribution	with pica Pathway contribution
Pathway	PEF*	µg/dl	percent	PEF	µg/dl	percent
Soil Contact	1.4E-4	0.00	1.7%		0.00	0.1%
Soil Ingestion	7.7E-3	0.21	98%	9.6E-2	2.59	100%
Inhalation	2.9E-6	0.00	0.0%		0.00	0.0%

Click here for Equations

*Pathway Exposure Factor

	A	B	C	D	E	F	G	H	I	J	K	L
1	UCL Statistics for Uncensored Full Data Sets											
2	Table 10: Work Sheet - ProUCL 5.2 Statistics for Lead											
3	User Selected Options											
4	Date/Time of Computation			ProUCL 5.2 5/24/2023 12:20:15 PM								
5	From File			WorkSheet.xls								
6	Full Precision			OFF								
7	Confidence Coefficient			95%								
8	Number of Bootstrap Operations			2000								
9												
10												
11	Lead KJ Middle School											
12												
13	General Statistics											
14	Total Number of Observations					32	Number of Distinct Observations					25
15							Number of Missing Observations					0
16	Minimum					3.6	Mean					8.363
17	Maximum					27	Median					6.8
18	SD					5.634	Std. Error of Mean					0.996
19	Coefficient of Variation					0.674	Skewness					2.343
20												
21	Normal GOF Test											
22	Shapiro Wilk Test Statistic					0.668	Shapiro Wilk GOF Test					
23	1% Shapiro Wilk Critical Value					0.904	Data Not Normal at 1% Significance Level					
24	Lilliefors Test Statistic					0.321	Lilliefors GOF Test					
25	1% Lilliefors Critical Value					0.18	Data Not Normal at 1% Significance Level					
26	Data Not Normal at 1% Significance Level											
27												
28	Assuming Normal Distribution											
29	95% Normal UCL						95% UCLs (Adjusted for Skewness)					
30	95% Student's-t UCL					10.05	95% Adjusted-CLT UCL (Chen-1995)					10.44
31							95% Modified-t UCL (Johnson-1978)					10.12
32												
33	Gamma GOF Test											
34	A-D Test Statistic					2.374	Anderson-Darling Gamma GOF Test					
35	5% A-D Critical Value					0.751	Data Not Gamma Distributed at 5% Significance Level					
36	K-S Test Statistic					0.264	Kolmogorov-Smirnov Gamma GOF Test					
37	5% K-S Critical Value					0.156	Data Not Gamma Distributed at 5% Significance Level					
38	Data Not Gamma Distributed at 5% Significance Level											
39												
40	Gamma Statistics											
41	k hat (MLE)					3.693	k star (bias corrected MLE)					3.368
42	Theta hat (MLE)					2.264	Theta star (bias corrected MLE)					2.483
43	nu hat (MLE)					236.4	nu star (bias corrected)					215.6
44	MLE Mean (bias corrected)					8.363	MLE Sd (bias corrected)					4.557
45							Approximate Chi Square Value (0.05)					182.6
46	Adjusted Level of Significance					0.0416	Adjusted Chi Square Value					181
47												
48	Assuming Gamma Distribution											
49	95% Approximate Gamma UCL					9.873	95% Adjusted Gamma UCL					9.961
50												
51	Lognormal GOF Test											
52	Shapiro Wilk Test Statistic					0.865	Shapiro Wilk Lognormal GOF Test					

	A	B	C	D	E	F	G	H	I	J	K	L
53					10% Shapiro Wilk Critical Value	0.941		Data Not Lognormal at 10% Significance Level				
54					Lilliefors Test Statistic	0.223		**Lilliefors Lognormal GOF Test**				
55					10% Lilliefors Critical Value	0.142		Data Not Lognormal at 10% Significance Level				
56					**Data Not Lognormal at 10% Significance Level**							
57												
58					**Lognormal Statistics**							
59					Minimum of Logged Data	1.281				Mean of logged Data		1.982
60					Maximum of Logged Data	3.296				SD of logged Data		0.49
61												
62					**Assuming Lognormal Distribution**							
63					95% H-UCL	9.698				90% Chebyshev (MVUE) UCL		10.36
64					95% Chebyshev (MVUE) UCL	11.37				97.5% Chebyshev (MVUE) UCL		12.76
65					99% Chebyshev (MVUE) UCL	15.49						
66												
67					**Nonparametric Distribution Free UCL Statistics**							
68					**Data do not follow a Discernible Distribution**							
69												
70					**Nonparametric Distribution Free UCLs**							
71					95% CLT UCL	10				95% BCA Bootstrap UCL		10.48
72					95% Standard Bootstrap UCL	9.941				95% Bootstrap-t UCL		11.04
73					95% Hall's Bootstrap UCL	10.68				95% Percentile Bootstrap UCL		10.04
74					90% Chebyshev(Mean, Sd) UCL	11.35				95% Chebyshev(Mean, Sd) UCL		12.7
75					97.5% Chebyshev(Mean, Sd) UCL	14.58				99% Chebyshev(Mean, Sd) UCL		18.27
76												
77					**Suggested UCL to Use**							
78					95% Student's-t UCL	10.05						
79												
80	Note: Suggestions regarding the selection of a 95% UCL are provided to help the user to select the most appropriate 95% UCL.											
81	Recommendations are based upon data size, data distribution, and skewness using results from simulation studies.											
82	However, simulations results will not cover all Real World data sets; for additional insight the user may want to consult a statistician.											

Table 11
Background Threshold Value for Arsenic
Proposed Katherine Johnson Middle School, Sacramento, CA

Analyte	Unit	Number of Samples	Detection Rate	Mean	Std Dev	Min Detected	Max Detected	Distribution	Background Threshold Value (BTV) Method	Selected BTV
Arsenic	mg/kg	17	100%	3.759	0.974	2.55	6.6	Normal	95% UTL (Normal) with 95% Coverage	**6.179**

Notes:
The background data set consists of 12 Arden data points and 5 Katherine Johnson data points.
If duplicate exists, the average of primary and duplicate results is used as a single data point.
UTL - Upper Tolerance Limit
USEPA. 2022. ProUCL Version 5.2 (Software). Retrieved from https://www.epa.gov/land-research/proucl-software. June.

APPENDIX A

Limited Investigation Report and Addendum by Atlas Technical Consultants

A-1 Limited Investigation Report by Atlas

A-2 Limited Investigation Report Addendum by Atlas

A-3 Limited Investigation Report Addendum #2 by Atlas

Appendix A-1

Limited Investigation Report by Atlas

LIMITED INVESTIGATION REPORT

Katherine Johnson Middle School
2641 Kent Drive
Sacramento, California

Submitted to:

Kitchell CEM
2450 Venture Oaks Way, Suite 500
Sacramento, CA 95833

Submitted by:

Atlas Technical Consultants
1117 Lone Palm Ave, Suite 201B
Modesto, California 95351

Atlas Project # Z054000356

April 12, 2023

April 12, 2023

Ms. Martha Estrada
Program Manager
Kitchell CEM
2450 Venture Oaks Way, Suite 500
Sacramento, CA 95833

Subject: **Limited Investigation Report**
Katherine Johnson Middle School
2641 Kent Drive
Sacramento, California 95864

Dear Ms. Estrada:

Atlas Technical Consultants (Atlas), on behalf of the Kitchell CEM (Kitchell), has prepared this *Limited Investigation Report* to document field activities and findings performed in March 2023 at the former Creekside Adult Center located at 2641 Kent Drive in Sacramento, California (**Figure 1**). The purpose of this investigation was to assess subsurface soil and vapor conditions in accordance with the *Katherine Johnson Middle School - PEA Investigation Proposed Sampling* document provided to Atlas via email correspondence on March 3, 2023 (**Appendix A**). This letter report documents field activities and results of this investigation.

1.0 SCOPE OF WORK

Atlas was contracted to perform the collection of soil samples to characterize existing conditions across the site and the collection of vapor samples along the southern border of the site. All soil assessment activities were performed under the direction of a State of California-licensed engineer.

1.1 SOIL SAMPLING ACTIVITIES

From March 13 to 16, 2023, soil sampling activities were conducted at the site. Tailgate safety meetings were conducted each day prior to commencement of field work. A total of 55 soil borings were advanced at the site at the locations shown in **Figure 2**. The soil borings were performed using a hand auger to reach the target sample depths of approximately 0.5 and 1.5 feet below ground surface (bgs). Discrete soil samples were collected at each location except where noted.

Soil samples KJMS-1 through KJMS-29 were collected across the central portion of the site at depths of 0.5 feet below ground surface (bgs). Due to wet conditions, sample locations KJMS-25 through KJMS-29 were newly covered with up to 18 inches of clean road base material to allow construction vehicles to traverse the site. At these locations, the road base material was cleared and the samples were collected at 0.5 feet below the surface of native soil.

Soil samples Shed-1 and Shed-2 were collected on two sides of a former storage shed near the southeast corner of the site at depths of 0.5 feet bgs.

Soil samples KJMS-T1 through KJMS-T4 were collected on four sides of a former transformer on the south-central portion of the site at depths of 0.5 feet and 1.5 feet bgs.

Soil samples KJMS-AR1 through KJMS-AR5 were collected on the northern and western portion of the site, generally landscaped with grass, at depths of 0.5 feet.

Soil samples KJMS-OP1 through KJMS-OP5 were collected on the northern and western portion of the site, generally landscaped with grass. The samples were collected at a total of 20 locations, at depths of 0.5 feet bgs, and then field composited at a 4:1 ratio.

The soil was visually and olfactory-inspected for evidence of staining or odors suggestive of subsurface impacts during the site assessment activities. Soil samples were field screened using the headspace method for volatile organic compounds (VOCs) using a photoionization detector (PID) calibrated to 100 parts per million using isobutylene gas. Atlas recorded the PID measurements on field notes. Additionally, Atlas used a hand-held global positioning unit to record the locations of each sample location.

All down-hole equipment was field-decontaminated prior collection of each soil sample. Investigative derived waste was not generated as part of this assessment.

Duplicate samples were collected for 10% of the soil samples.

Copies of field notes are included in **Appendix B**.

1.2 LABORATORY ANALYSIS – SOIL SAMPLES

All soil samples collected as part of this assessment were immediately placed in a cooler with ice and transported under chain-of-custody protocol to Pace Analytical laboratory in Bakersfield, California (California ELAP Accreditation #1186). Soil samples collected during this investigation were submitted to the analytical laboratory for analysis of the following:

- Soil samples KJMS-1 through KJMS-29: Polychlorinated Biphenyls (PCBs) via USEPA Method 8082 and Total Lead via USEPA Method 6010B
- Shed-1 and Shed-2: Volatile Organic Compounds (VOCs) via USEPA Method 8260D
- KJMS-T1 through KJMS-T4: PCBs via USEPA Method 8082
- KJMS-AR1 through KJMS-AR5: Arsenic via USEPA Method 6010B
- KJMS-OP1 through KJMS-OP5: Organochlorine Pesticides (OCPs) via USEPA Method 8082

1.3 SOIL VAPOR SAMPLING ACTIVITIES

On March 14 and 17, 2023, soil vapor sampling activities were conducted at the site. Tailgate safety meetings were conducted each day prior to commencement of field work. Two sets of two soil borings were advanced at the site at the locations shown in **Figure 2**.

On March 14, 2023, began advancement of the first soil boring using a hand auger to reach the target depths of approximately 5 and 10 feet bgs to install temporary vapor points. Hard pan was encountered between 2 and 3 feet bgs and again at 5 feet bgs. A soil vapor point was constructed. Due to the presence of hardpan and slow progress, Atlas ceased installation of the remaining three soil vapor points.

On March 17, 2023, an Atlas geologist supervised the installation of two sets of temporary soil vapor probes (SV-1s, SV-1d, SV-2s and SV-2d) by TEG-Northern California (TEG), a C-57 licensed drilling contractor. Soil vapor probe locations are shown on **Figure 2**.

One shallow one-inch diameter soil boring was advanced to a depth of 5 feet bgs and two deeper one-inch diameter soil borings were each advanced to a depth of 10 feet bgs to facilitate the collection of soil vapor samples.

The soil vapor probe advanced via hand auger on March 14 was constructed by placing approximately six inches of #30 sand in the bottom of each borehole. A filter, 3.5 centimeters in length, was attached to ¼-inch diameter nylon tubing was placed on top of the #30 sand and approximately six more inches of #30 sand was placed above the filter. Approximately six inches of dry bentonite was placed above the sand pack and hydrated bentonite was placed in the remaining annular space extending to the ground surface. A valve was attached to the tubing at the surface and the probe was allowed to stabilize for more than 48 hours, as appropriate for soil vapor probes installed via rotary tooling.

The three soil vapor probes installed on March 17 were advanced to the target depth, then retracted between six inches and one foot while vapor flow was tested. If vapor flow was sufficient, the rod was then secured at the surface by compacting the soil around it and adding hydrated bentonite to seal the space between the rod and the boring. A threaded length of dedicated tubing was then fed into the rod and secured at the bottom. Each rod and tubing assembly was then allowed to stabilize for two hours, per DTSC guidelines for soil vapor sampling.

In preparation for sampling, a three-way probe sampling assembly was constructed for each soil vapor probe. One of the three ports was attached to the nylon tubing connected to the soil vapor filter. A second port was connected to a syringe for purging and a vacuum/pressure gauge to measure the vacuum while purging. The third port was used to withdraw soil vapor samples. At least two hours after installation, each soil vapor probe was purged and sampled according to current California Department of Toxic Substance Control (DTSC) soil vapor sampling guidelines using laboratory-supplied manifolds and stainless-steel Summa canisters. Sample withdrawal rates were restricted to 100 to 200 milliliters (ml) per minute by a flow restrictor device included within the sampling assembly. The sampling assemblies were purged by removing three purge volumes of air using a 60-ml plastic syringe. The necessary purge volumes were determined by adding the volume of the annular space associated with the sand pack and the internal volume of sampling assembly. Once purging was complete, the purging branch of the manifold was closed via a valve and a 200-ml per minute flow restrictor was connected to a dedicated 400-ml Summa canister, provided by an off-site analytical laboratory, to collect the sample.

The probe sampling assemblies dedicated to each soil vapor probe location were subjected to "shut in" and leak testing prior to use. The "shut in" test was used to check the integrity of the assembly by establishing a vacuum of approximately 10 to 15 inches of mercury (in Hg) by closing external valves and drawing the purging syringe back to create a vacuum and then holding the vacuum steady for approximately five minutes. Both assemblies maintained vacuum of 10 to 15 in Hg for five minutes indicating an absence of leaks.

During purging, testing, and sampling activities, a "leak test" was conducted. A temporary plastic enclosure was constructed to envelope the assemblies. A leak check compound consisting of 1,1-difluoroethane (1,1-DFA) was introduced into both enclosures, exposing the assembly's

connections, surface seals, and the top of the temporary soil gas probe to the leak check compound.

Soil vapor samples were collected from soil vapor probes SV-1s, SV-1d, SV-2s and SV-2d using dedicated Summa canisters. Upon completion of sampling, all the soil vapor probes were removed, and the borings were filled to grade with neat cement grout, in accordance with State of California regulations.

Copies of field notes are included in **Appendix B**.

1.4 LABORATORY ANALYSIS – VAPOR SAMPLES

Following collection of soil vapor samples, the Summa canisters were shipped under chain-of-custody procedures to H&P Mobile Geochemistry Inc. laboratory in Carlsbad, California. The soil vapor samples were analyzed for VOCs per EPA Method TO-15, and for the leak check compound 1,1-DFA.

2.0 SOIL ANALYTICAL RESULTS

Laboratory analytical concentrations for soil samples collected as part of this investigation are summarized in the following sections. Analytical results for all soil samples collected during this investigation are also presented in **Tables 1** through **4. Table 6** contains a summary detected analytes for the soil samples and duplicate soil samples collected during this investigation.

Copies of the official laboratory analytical reports and chain-of-custody documentation for samples analyzed during this investigation are provided in **Appendix C** of this report.

2.1 Lead and Arsenic

A total of 29 soil samples collected at depths of approximately 0.5 feet bgs, including one duplicate sample, collected during this investigation were analyzed for lead. Lead was detected in all 29 samples collected during this investigation at concentrations ranging from 3.6 mg/kg (KJMS-8) to 27 mg/kg (KJMS-9).

A total of 5 soil samples collected at depths of approximately 0.5 feet bgs, including one duplicate sample, collected during this investigation were analyzed for Arsenic. Arsenic was detected in all five samples collected during this investigation at concentrations ranging from 2.6 mg/kg (KJMS-AR4) to 5.0 mg/kg (KJMS-AR3).

Table 1 contains tabular summaries of the laboratory analytical results for lead and arsenic in soil samples.

2.2 Organochlorine Pesticides

A total of five soil samples collected at depths of approximately 0.5 feet bgs, including one duplicate sample, were analyzed for OCPs. 4,4-DDE and 4,4-DDT were detected in soil sample KJMS-OP4 at concentrations of 0.0052 mg/kg and 0.0082 mg/kg, respectively. An estimated concentration of 4,4-DDD (0.00035 mg/kg) was also detected in this soil sample. No other OCPs were detected in any other soil samples collected during this investigation.

Summaries of the laboratory analytical results for OCPs in soil samples are provided in **Table 2**.

2.3 Polychlorinated Biphenyls

Thirty-three soil samples collected at depths of approximately 0.5 feet bgs and four soil samples collected at depths of approximately 1.5 feet bgs, including four duplicate samples, were analyzed for polychlorinated biphenyls (PCBs). Total PCBs were detected in soil sample KJMS-1 at a concentration of 0.014 mg/kg. Estimated concentrations of Aroclor 1260 were detected in three soil samples at concentrations of 0.0086 mg/kg or less. PCBs were not detected in any other soil samples collected during this investigation.

Summaries of the laboratory analytical results for PCBs in soil samples are provided in **Table 3**.

2.4 Volatile Organic Compounds

A total of two soil samples collected at depths of approximately 0.5 feet bgs, including one duplicate sample, collected during this investigation were analyzed for VOCs. VOCs were not detected in any soil samples collected during this investigation.

Table 4 contains tabular summaries of the laboratory analytical results for VOCs in soil samples.

3.0 VAPOR ANALYTICAL RESULTS

Laboratory analytical concentrations for vapor samples collected as part of this investigation are summarized in the following sections. Analytical results for vapor samples collected during this investigation are also presented in **Table 5**.

Copies of the official laboratory analytical reports and chain-of-custody documentation for samples analyzed during this investigation are provided in **Appendix D** of this report.

A total of four vapor samples collected at depths of either 5 feet or 10 feet bgs during this investigation were analyzed for VOCs.

Tetrachloroethene was detected in samples SV-1d and SV-2d at concentrations of 19 micrograms per cubic meter (µg/m³) and 9.2 µg/m³, respectively.

Benzene was detected in three samples collected during this investigation at concentrations ranging from 4.6 µg/m³ (SV-1d) to 8.8 µg/m³ (SV-1s).

Toluene was detected in all four samples collected during this investigation at concentrations ranging from 9.6 µg/m³ (SV-2d) to 31 µg/m³ (SV-2s).

Ethylbezene was detected in sample SV-2s at a concentration of 5.2 µg/m³.

Xylenes (m,p and o) were detected in two of the samples SV-1d and SV-2s at maximum concentration of 31 µg/m³.

1,2,4-Trimethylbenzene was detected in sample SV-2s at a concentration of 8.9 µg/m³.

Chloromethane was detected in sample SV-1s at a concentration of 2.2 µg/m³.

4.0 COMPARISON TO HEALTH-BASED SCREENING LEVELS

4.1 Comparison to DTSC HHRA Note 3 Modified Screening Levels – Soil Results

The purpose of the additional assessment was to assess the presence of lead, arsenic, OCPs PCBs and VOCs in shallow soil. Laboratory analytical results for soil samples collected as part of this investigation were compared to the Human Health Risk Assessment (HHRA) Note Number 3, DTSC-Modified Screening Levels for Residential Land Use (June 2020). Where applicable, the DTSC Screening Levels are also presented in **Tables 1** through **4**.

Laboratory analytical results for soil samples collected as part of this investigation were also compared to the United States Environmental Protection Agency (USEPA) Regional Screening Levels (RSLS, May 2021) for residential soils. These values are human health-based screening levels for Residential Land Use. Where applicable, the USEPA Screening Levels are also provided in **Tables 1** through **4**.

Based on laboratory analysis of the soil samples collected in March 2023, lead, OCPs, PCBs, and VOCs were not detected in any soil samples collected during this investigation at concentrations in excess of the DTSC or USEPA Screening Levels.

Based on laboratory analysis of the soil samples collected in March 2023, arsenic was detected in all five soil samples collected during this investigation at concentrations in excess of the DTSC and USEPA Screening Levels.

4.2 Comparison to Environmental Screening Levels, San Francisco Bay Regional Water Quality Control Board – Vapor Results

Laboratory analytical results for vapor samples collected as part of this investigation were compared to the Environmental Screening Levels (ESLs) for Tier 1, Commercial and Residential Land Use (August 2019, Revision 2). The Screening Levels are also presented in **Table 5**.

Based on laboratory analysis of the vapor samples collected in March 2023, tetrachloroethene was detected in one vapor sample and benzene was detected in three samples collected during this investigation at concentrations in excess of their respective Tier 1 and Residential Health-Based ESLs.

No other analytes were detected in vapor samples collected during this investigation at concentrations in excess of their respective Tier 1, Residential or Commercial Health-Based ESL.

6.0 LIMITATIONS

This report was prepared in accordance with the scope of work outlined in Atlas's contract and with generally accepted professional engineering and environmental consulting practices existing at the time this report was prepared and applicable to the location of the site. It was prepared for the exclusive use of the Client for the express purpose stated above. Any re-use of this report for a different purpose or by others not identified above shall be at the user's sole risk without liability to Atlas. To the extent this report is based on information provided to Atlas by third parties, Atlas may have made efforts to verify this third party information, but Atlas cannot guarantee the completeness or accuracy of this third party information. The opinions expressed and data

collected are based on the conditions of the site existing at the time of the field investigation. No other warranties, expressed or implied are made by Atlas.

Atlas appreciates the opportunity to assist you on this project. If you have any questions or require additional information, please contact Jeanne Homsey at (209) 579-2221.

Respectfully submitted,

Atlas

Jim Kundert
Project Geologist
Email: jim.kundert@oneatlas.com

Jeanne Homsey, PE
Branch Manager
Email: jeanne.homsey@oneatlas.com

Attachments

FIGURES

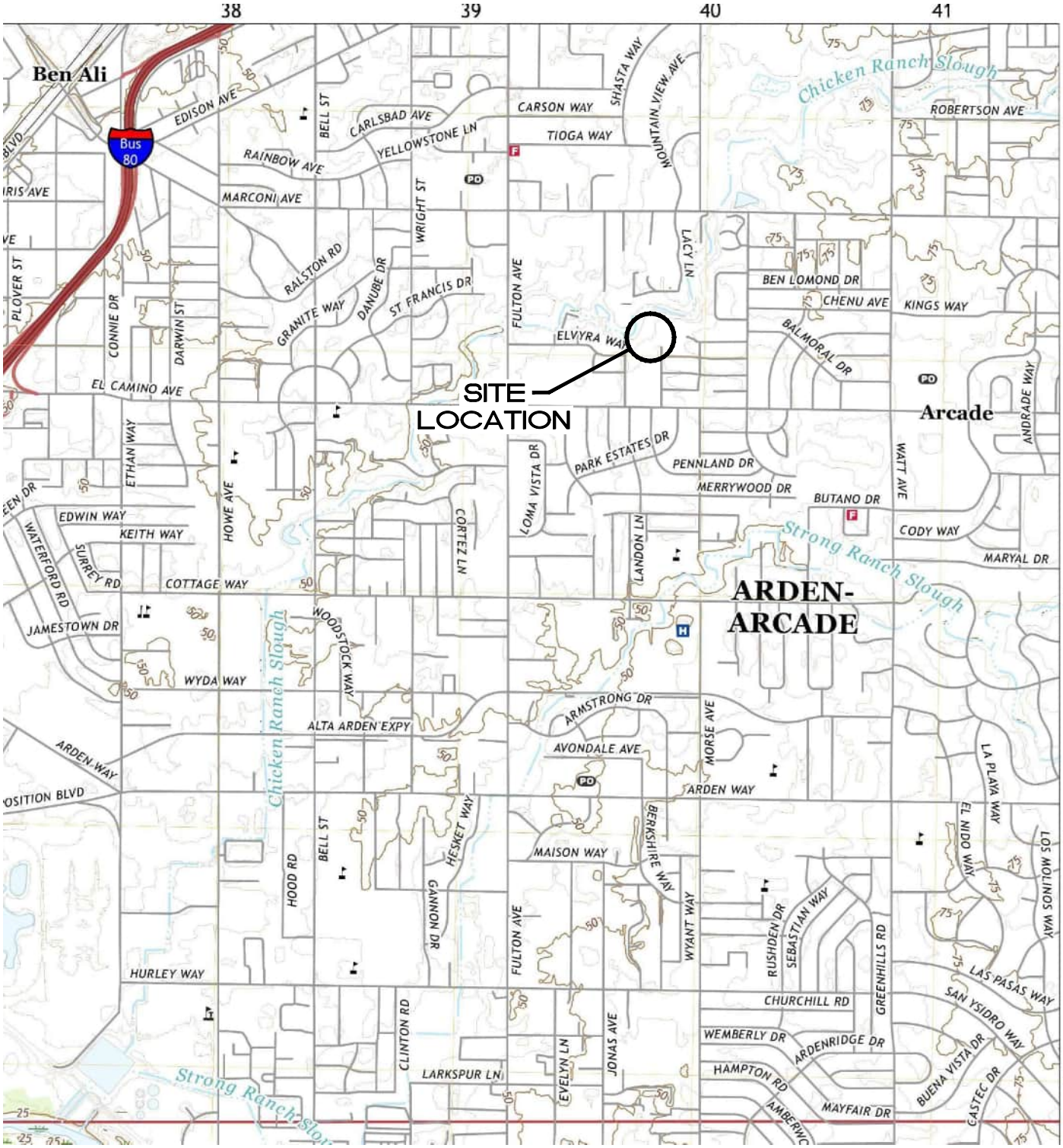

SOURCE: USGS TOPO MAP, SACRAMENTO EAST, CA QUAD, 2021

SITE VICINITY MAP

KATHERINE JOHNSON MIDDLE SCHOOL
2641 KENT DRIVE
SACRAMENTO, CA

PROJECT NUMBER: Z054000356		DATE: 3/23/23	FIGURE 1
APPROVED BY: JH		DRAWN BY: BK	

ATLAS
1117 Lone Palm Avenue, Ste. 201
Modesto, California 95351
Ph: (209) 579-2221 *** Fax: (209) 579-2225

S:\Projects-BS\TKITCHEL CM\Z054000356 KJ MIDDLE SCHOOL\1_TOPOMAP.dwg

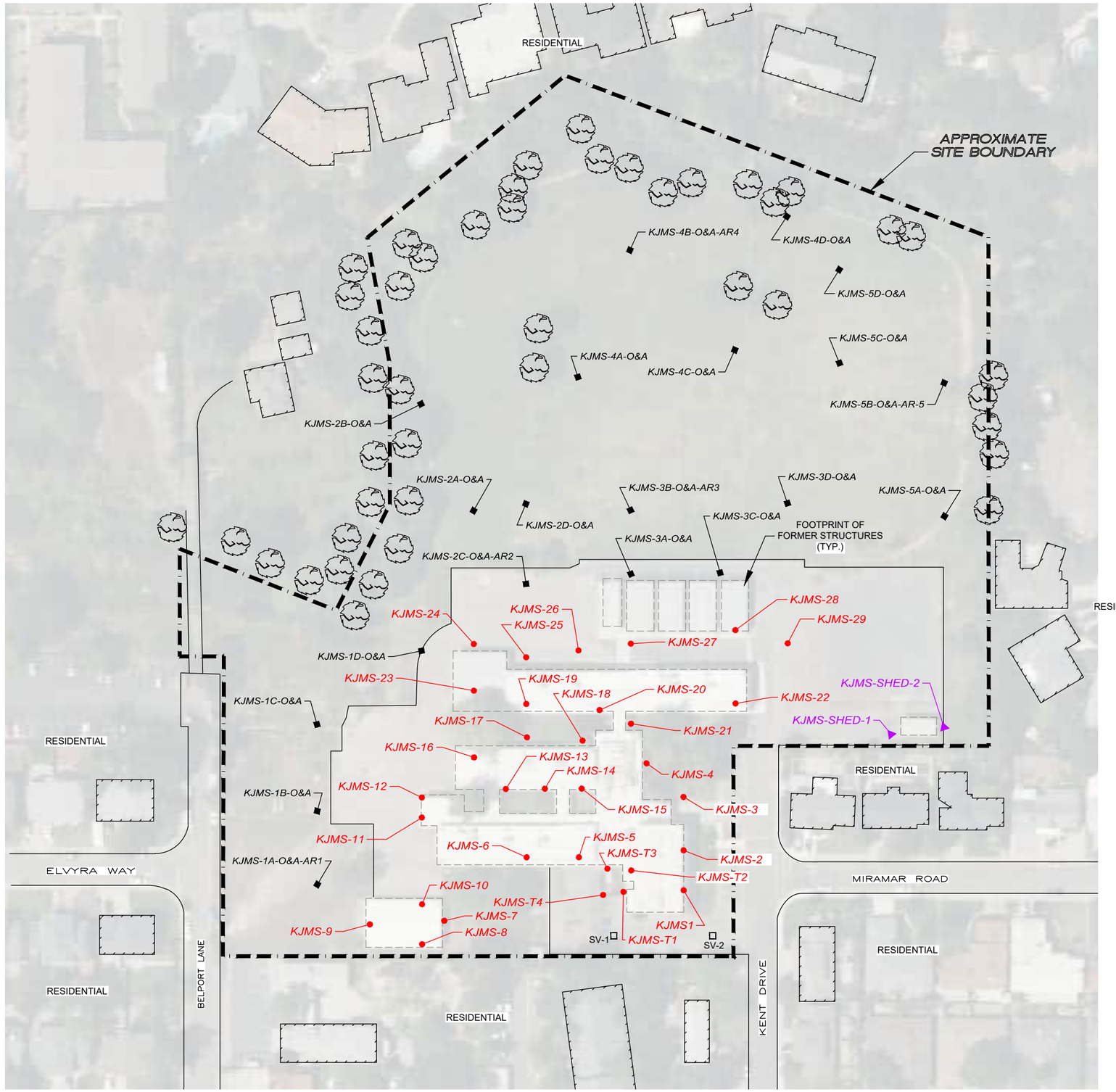

LEGEND

- SOIL SAMPLE
- SOIL SAMPLE
- SOIL SAMPLE
- SOIL SAMPLE

0 100 200

APPROX. SCALE, FT

NOTE: SCALE AND LOCATIONS ARE APPROXIAMTE

S:\Projects-BS\TK\TICHEL CM\Z054000356 KJ MIDDLE SCHOOL\SITEPLAN.dwg

PROJECT NUMBER: Z054000356		DATE: 3/28/23	FIGURE 2
APPROVED BY: JH		DRAWN BY: BK	

ATLAS
1117 Lone Palm Avenue, Ste. 201
Modesto, California 95351
Ph: (209) 579-2221 *** Fax: (209) 579-2225

SITE PLAN & SAMPLE LOCATIONS

KATHERINE JOHNSON MIDDLE SCHOO;L
2641 KENT DRIVE
SACRAMENTO, CA

TABLES

TABLE 1
LEAD AND ARSENIC IN SOIL
KATHERINE JOHNSON MIDDLE SCHOOL
2641 KENT DRIVE
SACRAMENTO, CALIFORNIA

Sample ID	Sample Date	Sampling Depth (feet bgs)	Arsenic	Lead
KJMS-1	3/13/2023	0.5	--	**4.8**
KJMS-2	3/13/2023	0.5	--	**7.1**
KJMS-3	3/13/2023	0.5	--	**12**
KJMS-4	3/13/2023	0.5	--	**7.5**
KJMS-5	3/13/2023	0.5	--	**5.6**
KJMS-6	3/13/2023	0.5	--	**5.1**
KJMS-7	3/13/2023	0.5	--	**5.3**
KJMS-8	3/13/2023	0.5	--	**3.6**
KJMS-9	3/13/2023	0.5	--	**27**
KJMS-10	3/13/2023	0.5	--	**9.4**
KJMS-11	3/13/2023	0.5	--	**4.1**
KJMS-12	3/13/2023	0.5	--	**16**
KJMS-13	3/13/2023	0.5	--	**4.8**
KJMS-14	3/13/2023	0.5	--	**3.9**
KJMS-15	3/13/2023	0.5	--	**6.2**
KJMS-16	3/15/2023	0.5	--	**7.5**
KJMS-17	3/15/2023	0.5	--	**8.3**
KJMS-18	3/15/2023	0.5	--	**19**
KJMS-19	3/15/2023	0.5	--	**4.8**
KJMS-20	3/16/2023	0.5	--	**6.8**
KJMS-21	3/16/2023	0.5	--	**7.7**
KJMS-22	3/16/2023	0.5	--	**25**
KJMS-23	3/16/2023	0.5	--	**6.6**
KJMS-24	3/16/2023	0.5	--	**6.2**
KJMS-25	3/16/2023	0.5	--	**6.8**
KJMS-26	3/16/2023	0.5	--	**7.0**
KJMS-27	3/16/2023	0.5	--	**7.4**
KJMS-28	3/16/2023	0.5	--	**4.8**
KJMS-29	3/16/2023	0.5	--	**6.7**
KJMS-AR1	3/14/2023	0.5	**3.6**	--
KJMS-AR2	3/15/2023	0.5	**3.2**	--
KJMS-AR3	3/15/2023	0.5	**5.0**	--
KJMS-AR4	3/15/2023	0.5	**2.6**	--
KJMS-AR5	3/15/2023	0.5	**3.6**	--
KJMS-Dup#1 (KJMS-1)	3/13/2023	0.5	--	**6.8**
KJMS-Dup#2 (KJMS-16)	3/15/2023	0.5	--	**6.0**
KJMS-Dup#3 (KJMS-27)	3/16/2023	0.5	--	**7.8**
KJMS AR DUP (KJMS AR4)	3/15/2023	0.5	**2.5**	--
		HHRA Note 3 [1]	*0.11*	*80*
		USEPA RSLs [2]	*0.68*	*400*

Notes:
All analyses were conducted at Pace Analytical in Bakersfield, California. Environmental Laboratory Accreditation Program (ELAP) #1186.

All results expressed in milligrams per kilogram (mg/kg), unless otherwise indicated.

Total Metals analysis via EPA Method 6010B.

bgs = Below ground surface

< 0.003 = Less than the laboratory reporting limit (RL).

Bold text = Laboratory Detection

-- = Not applicable or not analyzed for listed constituent

[1] - Human Health Risk Assessment (HHRA) Note Number 3, DTSC-Modified Screening Levels (June 2020). These values are human health-based screening levels for Residential Land Use and reflect the lower of carcinogenic or noncarcinogenic endpoints.

[2] - United States Environmental Protection Agency (USEPA, May 2021) Regional Screening Levels for residential soils reflecting the lower of the carcinogenic or noncarcinogenic endpoints.

Represents a detected concentration in excess of the Note Number 3, DTSC-Modified Screening Levels

Represents a detected concentration in excess of the USEPA Regional Screening Levels and the DTSC-Modified Screening Levels

TABLE 2
ORGANOCHLORINE PESTICIDES IN SOIL
KATHERINE JOHNSON MIDDLE SCHOOL
2641 KENT DRIVE
SACRAMENTO, CALIFORNIA

Sample ID	Sample Date	Sampling Depth (feet bgs)	Aldrin	Alpha BHC	Beta BHC	Delta BHC	Gamma BHC	Chlordane (Technical)	4,4-DDD	4,4-DDE	4,4-DDT	Dieldrin	Endosulfan I	Endosulfan II	Endosulfan Sulfate	Endrin	Endrin Aldehyde	Endrin Ketone	Heptachlor	Heptachlor Epoxide	Hexachlorobenzene	Hexachlorocyclopentadiene	Methoxychlor	Toxaphene
KJMS-OP1	3/14/2023	0.5	<0.0025	<0.0025	<0.0025	<0.0025	<0.0025	<0.25	<0.0025	<0.0025	<0.0025	<0.0025	<0.0025	<0.0025	<0.0025	<0.0025	<0.0025	<0.0025	<0.0025	<0.0025	<0.010	<0.010	<0.0025	<0.25
KJMS-OP2	3/15/2023	0.5	<0.00050	<0.00050	<0.00050	<0.00050	<0.00050	<0.050	<0.00050	<0.00050	<0.00050	<0.00050	<0.00050	<0.00050	<0.00050	<0.00050	<0.00050	<0.00050	<0.00050	<0.00050	<0.0020	<0.0020	<0.00050	<0.050
KJMS-OP3	3/15/2023	0.5	<0.00050	<0.00050	<0.00050	<0.00050	<0.00050	<0.050	<0.00050	<0.00050	<0.00050	<0.00050	<0.00050	<0.00050	<0.00050	<0.00050	<0.00050	<0.00050	<0.00050	<0.00050	<0.0020	<0.0020	<0.00050	<0.050
KJMS-OP4	3/15/2023	0.5	<0.00050	<0.00050	<0.00050	<0.00050	<0.00050	<0.050	**0.00035 J**	**0.0052**	**0.0082**	<0.00050	<0.00050	<0.00050	<0.00050	<0.00050	<0.00050	<0.00050	<0.00050	<0.00050	<0.0020	<0.0020	<0.00050	<0.050
KJMS-OP5	3/15/2023	0.5	<0.00050	<0.00050	<0.00050	<0.00050	<0.00050	<0.050	<0.00050	<0.00050	<0.00050	<0.00050	<0.00050	<0.00050	<0.00050	<0.00050	<0.00050	<0.00050	<0.00050	<0.00050	<0.0020	<0.0020	<0.00050	<0.050
KJMS OP Dup (KJMS OP4)	3/15/2023	0.5	<0.00050	<0.00050	<0.00050	<0.00050	<0.00050	<0.050	**0.00088**	**0.0035**	**0.026**	<0.00050	<0.00050	<0.00050	<0.00050	<0.00050	<0.00050	<0.00050	<0.00050	<0.00050	<0.0020	<0.0020	<0.00050	<0.050
HHRA Note 3 [1]			*0.039*	*0.086*	*0.30*	*--*	*0.57*	*1.7*	*1.9*	*2.0*	*1.9*	*0.034*	*450*	*450*	*380*	*19*	*--*	*--*	*0.13*	*0.07*	*0.19*	*--*	*320*	*0.45*
USEPA RSLs [2]			*0.039*	*0.086*	*0.30*	*--*	*0.57*	*1.7*	*1.9*	*2.0*	*1.9*	*0.034*	*470*	*--*	*380*	*19*	*--*	*--*	*0.13*	*0.07*	*0.21*	*1.8*	*320*	*0.49*

Notes:
All analyses were conducted at Pace Analytical in Bakersfield, California. Environmental Laboratory Accreditation Program (ELAP) #1186.
All results expressed in milligrams per kilogram (mg/kg).
Organochlorine Pesticides (OCPs) were analyzed by EPA Method 8081A.
bgs = Below ground surface
< 0.003 = Less than the laboratory reporting limit (RL).
Bold text = Laboratory Detection
-- = Not applicable or not analyzed for listed constituent
J = Estimated value (CLP Flag)

[1] - Human Health Risk Assessment (HHRA) Note Number 3, DTSC-Modified Screening Levels (June 2020). These values are human health-based screening levels for Residential Land Use and reflect the lower of carcinogenic or noncarcinogenic endpoints.

[2] - United States Environmental Protection Agency (USEPA, May 2021) Regional Screening Levels for residential soils reflecting the lower of carcinogenic or noncarcinogenic endpoints.

Represents a detected concentration in excess of the Note Number 3, DTSC-Modified Screening Levels

Represents a detected concentration in excess of the USEPA Regional Screening Levels and the DTSC-Modified Screening Levels

TABLE 3
PCBs IN SOIL
KATHERINE JOHNSON MIDDLE SCHOOL
2641 KENT DRIVE
SACRAMENTO, CALIFORNIA

Sample ID	Sample Date	Sampling Depth (feet bgs)	Total PCBs	Aroclor 1016	Aroclor 1221	Aroclor 1232	Aroclor 1242	Aroclor 1248	Aroclor 1254	Aroclor 1260
KJMS-1	3/13/2023	0.5	0.014	<0.010	<0.010	<0.010	<0.010	<0.010	<0.010	0.014
KJMS-2	3/13/2023	0.5	<0.10	<0.010	<0.010	<0.010	<0.010	<0.010	<0.010	<0.010
KJMS-3	3/13/2023	0.5	<0.10	<0.010	<0.010	<0.010	<0.010	<0.010	<0.010	0.0027 J
KJMS-4	3/13/2023	0.5	<0.10	<0.010	<0.010	<0.010	<0.010	<0.010	<0.010	<0.010
KJMS-5	3/13/2023	0.5	<0.10	<0.010	<0.010	<0.010	<0.010	<0.010	<0.010	<0.010
KJMS-6	3/13/2023	0.5	<0.10	<0.010	<0.010	<0.010	<0.010	<0.010	<0.010	0.0023 J
KJMS-7	3/13/2023	0.5	<0.10	<0.010	<0.010	<0.010	<0.010	<0.010	<0.010	<0.010
KJMS-8	3/13/2023	0.5	<0.10	<0.010	<0.010	<0.010	<0.010	<0.010	<0.010	<0.010
KJMS-9	3/13/2023	0.5	<0.10	<0.010	<0.010	<0.010	<0.010	<0.010	<0.010	<0.010
KJMS-10	3/13/2023	0.5	<0.10	<0.010	<0.010	<0.010	<0.010	<0.010	<0.010	<0.010
KJMS-11	3/13/2023	0.5	0.0086 J	<0.010	<0.010	<0.010	<0.010	<0.010	<0.010	0.0086 J
KJMS-12	3/13/2023	0.5	<0.10	<0.010	<0.010	<0.010	<0.010	<0.010	<0.010	<0.010
KJMS-13	3/13/2023	0.5	<0.10	<0.010	<0.010	<0.010	<0.010	<0.010	<0.010	<0.010
KJMS-14	3/13/2023	0.5	<0.10	<0.010	<0.010	<0.010	<0.010	<0.010	<0.010	<0.010
KJMS-15	3/13/2023	0.5	<0.10	<0.010	<0.010	<0.010	<0.010	<0.010	<0.010	<0.010
KJMS-16	3/15/2023	0.5	<0.10	<0.010	<0.010	<0.010	<0.010	<0.010	<0.010	<0.010
KJMS-17	3/15/2023	0.5	<0.10	<0.010	<0.010	<0.010	<0.010	<0.010	<0.010	<0.010
KJMS-18	3/15/2023	0.5	<0.10	<0.010	<0.010	<0.010	<0.010	<0.010	<0.010	<0.010
KJMS-19	3/15/2023	0.5	<0.10	<0.010	<0.010	<0.010	<0.010	<0.010	<0.010	<0.010
KJMS-20	3/16/2023	0.5	<0.10	<0.010	<0.010	<0.010	<0.010	<0.010	<0.010	<0.010
KJMS-21	3/16/2023	0.5	<0.10	<0.010	<0.010	<0.010	<0.010	<0.010	<0.010	<0.010
KJMS-22	3/16/2023	0.5	<0.10	<0.010	<0.010	<0.010	<0.010	<0.010	<0.010	<0.010
KJMS-23	3/16/2023	0.5	<0.10	<0.010	<0.010	<0.010	<0.010	<0.010	<0.010	<0.010
KJMS-24	3/16/2023	0.5	<0.10	<0.010	<0.010	<0.010	<0.010	<0.010	<0.010	<0.010
KJMS-25	3/16/2023	0.5	<0.10	<0.010	<0.010	<0.010	<0.010	<0.010	<0.010	<0.010
KJMS-26	3/16/2023	0.5	<0.10	<0.010	<0.010	<0.010	<0.010	<0.010	<0.010	<0.010
KJMS-27	3/16/2023	0.5	<0.10	<0.010	<0.010	<0.010	<0.010	<0.010	<0.010	<0.010
KJMS-28	3/16/2023	0.5	<0.10	<0.010	<0.010	<0.010	<0.010	<0.010	<0.010	<0.010
KJMS-29	3/16/2023	0.5	<0.10	<0.010	<0.010	<0.010	<0.010	<0.010	<0.010	<0.010
KJMS-T1-6"	3/14/2023	0.5	<0.10	<0.010	<0.010	<0.010	<0.010	<0.010	<0.010	<0.010
KJMS-T2-6"	3/14/2023	0.5	<0.10	<0.010	<0.010	<0.010	<0.010	<0.010	<0.010	<0.010
KJMS-T3-6"	3/14/2023	0.5	<0.10	<0.010	<0.010	<0.010	<0.010	<0.010	<0.010	<0.010
KJMS-T4-6"	3/14/2023	0.5	<0.10	<0.010	<0.010	<0.010	<0.010	<0.010	<0.010	<0.010
KJMS-T1-18"	3/15/2023	1.5	<0.10	<0.010	<0.010	<0.010	<0.010	<0.010	<0.010	<0.010
KJMS-T2-18"	3/15/2023	1.5	<0.10	<0.010	<0.010	<0.010	<0.010	<0.010	<0.010	<0.010
KJMS-T3-18"	3/15/2023	1.5	<0.10	<0.010	<0.010	<0.010	<0.010	<0.010	<0.010	<0.010
KJMS-T4-18"	3/15/2023	1.5	<0.10	<0.010	<0.010	<0.010	<0.010	<0.010	<0.010	<0.010
KJMS-Dup#1 (KJMS-1)	3/13/2023	0.5	<0.10	<0.010	<0.010	<0.010	<0.010	<0.010	<0.010	0.0027 J
KJMS-Dup#2 (KJMS-16)	3/15/2023	0.5	<0.10	<0.010	<0.010	<0.010	<0.010	<0.010	<0.010	<0.010
KJMS-Dup#3 (KJMS-27)	3/16/2023	0.5	<0.10	<0.010	<0.010	<0.010	<0.010	<0.010	<0.010	<0.010
KJMS-T-Dup#1 (KJMS -T3-18")	3/15/2023	1.5	<0.10	<0.010	<0.010	<0.010	<0.010	<0.010	<0.010	<0.010
HHRA Note 3 (1)			*0.23*	*4.0*	*0.20*	*0.17*	*0.23*	*0.23*	*0.24*	*0.24*
USEPA RSLs (2)			*0.23*	*4.1*	*0.20*	*0.17*	*0.23*	*0.23*	*0.24*	*0.24*

Notes:
All analyses were conducted at Pace Analytical in Bakersfield, California. Environmental Laboratory Accreditation Program (ELAP) #1186.
All results expressed in milligrams per kilogram (mg/kg).
Polychlorinated biphenyls (PCBs) were analyzed by EPA Method 8082.
bgs = Below ground surface
< 0.003 = Less than the laboratory reporting limit (RL).
Bold text = Laboratory Detection
J = Estimated value (CLP Flag)
[1] - Human Health Risk Assessment (HHRA) Note Number 3, DTSC-Modified Screening Levels (June 2020). These values are human health-based screening levels for Residential Land Use and reflect the lower of carcinogenic or noncarcinogenic endpoints.
[2] - United States Environmental Protection Agency (USEPA, May 2021) Regional Screening Levels for residential soils reflecting the lower of carcinogenic or noncarcinogenic endpoints.
Represents a detected concentration in excess of the Note Number 3, DTSC-Modified Screening Levels
Represents a detected concentration in excess of the USEPA Regional Screening Levels and the DTSC-Modified Screening Levels

TABLE 4
VOLATILE ORGANIC COMPOUNDS IN SOIL
KATHERINE JOHNSON MIDDLE SCHOOL
2541 KENT DRIVE
SACRAMENTO, CALIFORNIA

Sample ID	Sample Date	Sampling Depth (feet bgs)	VOCs
Shed-1	3/15/2023	0.5	Not Detected
Shed-2	3/15/2023	0.5	Not Detected
Duplicate (Shed-2)	3/15/2023	0.5	Not Detected
		HHRA Note 3 [1]	*Varies*
		USEPA RSLs [2]	*Varies*

Notes:
All analyses were conducted at Pace Analytical in Bakersfield, California. Environmental Laboratory Accreditation Program (ELAP) #1186.

All results expressed in milligrams per kilogram (mg/kg).

Volatile Organic Compounds (VOCs) were analyzed by EPA Method 8260D.

bgs = Below ground surface

See the laboratory report for a full list of constituents analyzed and their respective laboratory reporting limit (RL).

Bold text = Laboratory Detection

[1] - Human Health Risk Assessment (HHRA) Note Number 3, DTSC-Modified Screening Levels (June 2020). These values are human health-based screening levels for Residential Land Use and reflect the lower of carcinogenic or noncarcinogenic endpoints.

[2] - United States Environmental Protection Agency (USEPA, May 2021) Regional Screening Levels for residential soils reflecting the lower of carcinogenic or noncarcinogenic endpoints.

Represents a detected concentration in excess of the Note Number 3, DTSC-Modified Screening Levels

Represents a detected concentration in excess of the USEPA Regional Screening Levels and the DTSC-Modified Screening Levels

Table 5
Summary of Soil Vapor Sample Analytical Results
2641 Kent Drive, Sacramento, CA

Boring ID	Sample ID	Sample Date	Sample Depth (feet bgs)	TPHv (C5-C12) (µg/m^3)	Tetrachloroethene (µg/m^3)	Benzene (µg/m^3)	Toluene (µg/m^3)	Ethylbenzene (µg/m^3)	m,p-Xylene (µg/m^3)	o-Xylene (µg/m^3)	1,2,4-Trimethylbenzene (µg/m^3)	Chloromethane (µg/m^3)
SV-1s	SV-1	3/17/2023	3.5 to 5	**1,200**	<6.9	**8.8**	**19**	<4.4	<8.8	<4.4	<5.0	**2.2**
SV-1d	SV-1	3/17/2023	9 to 10	**1,600**	**19**	**4.6**	**22**	<4.4	**9.9**	<4.4	<5.0	<2.1
SV-2s	SV-2	3/17/2023	4 to 5	**390**	<6.9	<3.2	**31**	**5.2**	**31**	**7.1**	**8.9**	<2.1
SV-2d	SV-2	3/17/2023	9 to10	**790**	**9.2**	**5.2**	**9.6**	<4.4	<8.8	<4.4	<5.0	<2.1
Tier 1 ESLs[1]				**3,300**	**15**	**3.2**	**10,000**	**37**	**3,500**	**3,500**	**--**	**3,100**
Residential ESLs [2]				**20,000**	**15**	**3.2**	**10,000**	**37**	**3,500**	**3,500**	**--**	**3,100**
Commercial ESLs[3]				**83,000**	**67**	**14**	**44,000**	**160**	**15,000**	**15,000**	**--**	**13,000**

Notes:

µg/m^3 Micrograms per cubic meter
bgs Below ground surface
-- Not applicable, sample not analyzed, or no applicable standard identified

Samples analyzed for Volatile Organic Compounds (VOCs) by Method TO-15.
Only detected VOCs are tablulated. See laboratory report for full list of analytes and method detection limits.
ESLs: Environmental Screening Levels, San Francisco Bay Regional Water Quality Control Board, August 2019 (Revison 2).

[1] - Tier 1 ESLs for soil vapor reflect the lower of values that are protective of human health under a residential or commercial/industrial land use scenario. These values are intended to be protective of human health under any land use scenario

[2] - Residential soil vapor ESLs are human health-based screening levels for Residential Land Use and reflect the lower of carcinogenic or noncarcinogenic endpoints. These values are intended to be protective of potential human exposures to shallow soil under a Residential land use scenario

[3] - Commercial (Industrial) soil vapor ESLs are human health-based screening levels for Commercial/Industrial Land Use and reflect the lower of carcinogenic or noncarcinogenic endpoints. These values are intended to be protective of potential human exposures to shallow soil under a commercial/industrial land use scenario

XXX Represents a detected concentration in excess of the chemical-specific Residential Health-Based ESL, but equal to or less than the chemical-specific Commercial ESL
XXX Represents a detected concentration in excess of the chemical-specific Residential ESL and Commercial Health-Based ESL

TABLE 6
DUPLICATE SOIL SAMPLE SUMMARY
KATHERINE JOHNSON MIDDLE SCHOOL
2641 KENT DRIVE
SACRAMENTO, CALIFORNIA

Sample ID	Duplicate Sample ID	Analyte	Sample Concentration	Corresponding Duplicate Concentration	Percent Variance
KJMS-1	KJMS-Dup#1	Lead	**4.8**	**6.8**	0.42
KJMS-16	KJMS-Dup#2	Lead	**7.5**	**6.0**	0.20
KJMS-27	KJMS-Dup#3	Lead	**7.4**	**7.8**	0.05
KJMS-AR4	KJMS AR DUP	Arsenic	**2.6**	**2.5**	0.04
KJMS-OP4	KJMS OP Dup	4,4-DDD	**0.00035**	**0.00088**	1.51
KJMS-OP4	KJMS OP Dup	4,4-DDE	**0.0052**	**0.0035**	0.33
KJMS-OP4	KJMS OP Dup	4,4-DDT	**0.0082**	**0.026**	2.17
KJMS-1	KJMS-Dup#1	Aroclor 1260	**0.014**	**0.0027**	0.81

Notes:
All results expressed in milligrams per kilogram (mg/kg).
Only sample analytes with Laboratory Detections are presented.

APPENDIX A

Katherine Johnson Middle School - PEA Investigation Proposed Sampling

Katherine Johnson Middle School – PEA Investigation Proposed Sampling

Shallow Soil Sampling 0-6 inches

Lead (6010B) & PCBs (8082): on all four sides of each structure. 29 samples plus 3 duplicates (32 Total)

Organochlorine Pesticides (OCPs) (8081A) and arsenic (6010B) - 20 locations per guidance in field areas only – undisturbed soil – 10 acres 20 locations

- 5 composite samples for OCPs plus (1 Duplicate) (6 Total)
- 5 discrete samples for arsenic plus (1 Duplicate) (6 Total)

Polychlorinated Biphenyls (PCBs) by 8082 collected at 0-6 inches and 12-18 inches – 8 samples around SMUD Transformers plus one duplicate (9 Total)

Volatile Organic Compound (VOCs) by 8260D – 2 samples on each side of shed (plus one duplicate (3)

Soil Vapor Samples for TO-15 – 2 southeast corner of parcel at 5 feet & 10 feet at each location

- Each sample locations needs to be surveyed by GPS unit to sub-meter accuracy
- 10% Duplicates samples
- 20% Matrix spike/Matrix Spike Duplicates (MD/MS)
- All samples follow SW-846 QC
- Level II data validation package by lab
- One equipment blank/one field blank/one trip blank

Detection Limits for OCPs need to meet the limits in Table 2 below.

Table 2. Analytical Methods and Detection Limits for Selected OCPs

Pesticide	Methods[2]	CAS No.[3]	DL[4] mg/kg
Aldrin	8081A	309-00-2	0.005
a-BHC	8081A	319-84-6	0.005
b-BHC	8081A	319-85-7	0.005
g-BHC (Lindane)	8081A	58-89-9	0.005
d-BHC	8081A	319-86-8	0.005
Total Chlordane[1]	8081A	57-74-9	0.05
DBCP[5]	8081A	96-12-8	0.01
DDD	8081A	72-54-8	0.05
DDE	8081A	72-55-9	0.05
DDT	8081A	50-29-3	0.05
Dieldrin	8081A	60-57-1	0.005
Endosulfan I	8081A	959-98-8	0.005
Endosulfan II	8081A	33213-65-9	0.005
Endosulfan sulfate	8081A	1031-07-8	0.005
Endrin	8081A	72-20-8	0.05
Endrin aldehyde	8081A	7421-93-4	0.05
Endrin ketone	8081A	53494-70-5	0.05
Heptachlor	8081A	76-44-8	0.05
Heptachlor epoxide	8081A	1024-57-3	0.005
Hexachlorobenzene (HCB)	8081A	118-74-1	0.3
Hexachlorocyclopentadiene	8081A	77-47-4	0.5
Methoxychlor	8081A	72-43-5	0.005
Toxaphene	8081A	8001-35-2	0.05

Notes:

1 = Report total Chlordane (based on a Technical Chlordane standard)
2 = Although other methods may be used to quantify OPCs, DTSC recommends the use of 8081A as the primary method of quantitation
3 = Chemical Abstract Service registry number
4 = Detection Limit recommended for risk assessment purposes
5 = If sampling for this compound is indicated, inclusion in the method must be requested in the workplan and/or QAPP

APPENDIX B

Field Note Documentation

ATC
ENVIRONMENTAL • GEOTECHNICAL
BUILDING SCIENCES • MATERIALS TESTING

Field Report

FLD-100
Revision 2.0
Feb-16

ATC Branch: Modesto, CA	Date: 031323	Page 1 of 1
ATC Representative(s): Alex Flores.	Project: KJMS	
Role: Technician	Location: 2641 Kent Dr., Sacramento, CA	
Contact Information: Jeanne Homsey	Project No: 20540C0356	Task No: 06054
Scope of Work: DTSC soil sampling. ___ Monitoring X Assessment ___ Remediation ___ Closure	Weather: Cloudy - Raining	Temperature: 43°F
	Contractor:	

Time:	Comments:
0845	Arrive to site. Check in with Ilona McLaren and Tyler
	Walk to soil gas probe locations. 2 - 18" squares of surface
	asphalt has been cut off for SV probe installations.
	Tailgate safety meeting. Wet, slippery & muddy conditions
	throughout the site and mostly on middle of site - North end
	Undisturbed. Most of the southern side has trenches
	filled with water and all on-site structures have been
	removed.
	Begin marking soil sample locations with flags at the
	request of on-site Construction company Flint.
	Area of southernmost classrooms very difficult to access -
	Wet soil from trenches making it hard to mark with
	flags. PID calibration with 100 ppm Isobutylene - 100ppm ✓
	Begin soil sampling at 6" bgs in undisturb soil - Soil
	Samples collected in 8 oz glass jars - KJMS-1-15 with
	blind duplicate KJMS-Dup#1 from KJMS-1 collected
	today. Samples to be analyze for: PCB's (8082) and
	Lead (6010B). Samples to Pace Analytical.
	Log all sampled locations with GPS.
	Clean up, load up - Contact PM & JK for supplies and start time.
1612	Leaving site

Equipment Used:

Contractor Hours (per Person):	Staff / Technician Hours:	Mileage:
Copies To:	Project Manager:	
	Reviewed By:	

ATC
ENVIRONMENTAL • GEOTECHNICAL
BUILDING SCIENCES • MATERIALS TESTING

Field Report

FLD-100
Revision 2.0
Feb-16

ATC Branch: Modesto, CA	Date: 031423	Page 1 of 1
ATC Representative(s): Alex Flores.	Project: KJMS	
Role: Technician	Location: 2641 Kent Dr, Sacramento, CA	
Contact Information: Jeanne Howell	Project No: 2054000356	Task No: 06054
Scope of Work:	Weather: Cloudy	Temperature: 42°F
___ Monitoring X Assessment ___ Remediation ___ Closure	Contractor:	

Time:	Comments:
0855	Arrive to site. Tailgate safety meeting. Check in with Ilona M. Prep. for soil vapor point installation by Hand augering
0938	Jim Kundert arrives to site with materials and vapor pins. Begin on SW location - water coming in boring at 2 feet bgs. Note there is a subsurface electrical conduit trench with former wiring to transformer. SV has to be relocated.
	Mob to SV gas on SE location. Begin hand augering hard pan encountered a 2" bgs - to 3' bgs - Clay soil hard pan encountered again at 5' bgs. shallow SV gas pin constructed - Notified Ilona M. of very slow install progress due to hard pan. Request TEG drilling contractor to install the SV gas/vapor pins.
	Mark site and SG vapor locations for USA.
	Go over sample plan with Jim Kundert - Jim will sample for: OCP's and Arsenic locations.
1400	PID mini Rae 3000 cal. with 100ppm isobutylene = 100 ppm ✓
	Locate former on site transformer - Sample KJMS - T1-4 at 6" bgs. Sampled for: PCB's (8082) Samples to Pace A
	Coordinate soil sample pick up with Pace. Clean up - load up.
1600	Leaving site.

Equipment Used:

Contractor Hours (per Person):	Staff / Technician Hours:	Mileage:
Copies To:	Project Manager:	
	Reviewed By:	

ATC
ENVIRONMENTAL • GEOTECHNICAL
BUILDING SCIENCES • MATERIALS TESTING

Field Report

FLD-100
Revision 2.0
Feb-16

ATC Branch: Modesto, CA	Date: 031523	Page 1 of
ATC Representative(s): Alex Flores.	Project: KJMS	
Role: Technician	Location: 2641 Kent Dr, Sacramento, CA	
Contact Information: Jeanne Hornsey	Project No: Z054000356	Task No: 06054
Scope of Work:	Weather: Partly cloudy	Temperature: 44°F
___ Monitoring X Assessment ___ Remediation ___ Closure	Contractor:	

Time:	Comments:
0855	Arrive to site. Tailgate Safety meeting - Sign in
	at office - check with Ilona M. and informed
	of areas that have been sampled -
0908	Jim K. arrives to site. PID cal. with 100ppm Isobutylene 100 ppm ✓
	Continue soil sampling. Transformer - KJMS-T1-4
	@ 18" bgs. Blind duplicate collected from KJMS-T3-18"
	identified as KJMS-Dup #1. Samples to be analyzed
	for: PCB's (8082).
	PID Mini Rae 3000 cal. with 100ppm Isobutylene = 100 ppm ✓
	Begin logging soil sample locations from JK (KJMS-1A-D
	O&A locations - Sampled on 031423) and transform
	sample locations. Sample Shed - KJMS-Shed 1&2. Duplicate from Shed 2
	Continue sampling for PCB's and Pb. KJMS-16-19
	Blind duplicate collected from KJMS-16 identified as
	KJMS-Dup #2. this 5 soil samples were collected 6"
	bgs in undisturbed soil - log sample locations with
	GPS. Collect PID readings from samples.
	Samples to Pace Analytical.
	Clean up, load up.
1548	Leaving site.

Equipment Used:		
Contractor Hours (per Person):	Staff / Technician Hours:	Mileage:
Copies To:	Project Manager:	
	Reviewed By:	

541

ATC
ENVIRONMENTAL • GEOTECHNICAL
BUILDING SCIENCES • MATERIALS TESTING

Field Report

FLD-100
Revision 2.0
Feb-16

ATC Branch: Modesto, CA	Date: 031623	Page 1 of 1
ATC Representative(s): Alex Flores.	Project: KJMS	
Role: Technician	Location: 2641 Kent Dr., Soto. CA	
Contact Information: Jeanne Homsey	Project No: 2054000356	Task No: 06054
Scope of Work:	Weather: Clear, Sunny	Temperature: 46°F
___ Monitoring X Assessment ___ Remediation ___ Closure	Contractor:	

Time:	Comments:
0855	Arrive to site. Tailgate Safety meeting. Sing in at office.
	Check in with Ilona M. notified of sample areas
	completed.
	PID calibration - 100ppm isobutylene - 100ppm ✓
	Continue soil sampling for: PCB's and lead KJMS-20-29
	Blind duplicate KJMS-Dup #3 collected from KJMS-
	27 identified as KJMS-Dup #3. Samples collected
	6" bgs in undisturbed soil.
	Note: soil samples KJMS-25-29 under a 12-18"
	road base material - Sampled KJMS-25-28 from
	existing trench - and cleared road base gravel
	for KJMS-29. Screen all collected soil samples
	with PID.
	Begin collecting GPS sample locations for: KJMS-
	20-29 and KJMS-2A-D, 3A-D, 4A-D & 5A-D.
	Completed soil sampling. Samples to Pace Analytical.
	Clean up, load up.
1525	Leaving site.
	Transported samples to Pace Analytical Courier.

Equipment Used:		
Contractor Hours (per Person):	Staff / Technician Hours:	Mileage:
Copies To:	Project Manager:	
	Reviewed By:	

541

031323

Lead & PCB's

1	1100	0.0 PD1	@6"
Dup #1	(1100)	0.0	
2	1110	0.1	
3	1120	0.0	
4	1130	0.0	
5	1200	0.0	
6	1210	0.0	
7	1220	0.1	
8	1230	0.0	
9	1240	0.0	
10	1250	0.1	
11	1430	0.0	
12	1440	0.0	
13	1450	0.0	
14	1500	0.0	
15	1515	0.0	

031523 PID

16	1335	0.0	@6"
17 Dup 2	1400	0.0	
18	1415	0.0	
19	1425	0.0	

031623.

20	0945	0.0
21	1005	0.0
22	1022	0.0
23	1040	0.0
24	1058	0.0
25	1112	0.0
26	1225	0.0
27	1248 Dup#3	0.0
28	1300	0.0
29	1330	0.0

under roadbase approx 12" to 18" bgs

031423

Transformer

T1-6"	1416	0.0 ppm
T2-6"	1430	0.0
T3-6"	1442	1.8
T4-6"	1450	0.1

031523

T1-18"	0948	0.0 ppm
T2-18"	1002	0.0 ppm
T3-18"	1020	Dup#1 0.0 ppm
T4-18"	1040	0.0 ppm

031523

	PID ppm	
Shed-1-6"	0.0	1230
Shed-2-6"	0.0	1245
Shed-Dup	0.0	—

THINK 12 Think Safe | Work Safe | Live Safe	Atlas Employee Health & Safety Policy Manual	Policy Number:	05
		Page:	1 of 1
	Appendix 05-04 – Daily Tailgate Safety Meeting Form	Revision Number:	00
		Revision Date:	6/30/2020

Site Name & Number: KJMS, 2641 Kent Drive, Scto. **Atlas Project Number:** Z054000356

Date & Time of Meeting: March 13, 2023 / 0848 **Name of Presenter:** Alex Flores

Work Being Performed: Soil Sampling/ Soil Vapor Pin Installation

NOTE: On the initial day of the project, the Project Manager or designee should conduct a visual inspection of the project site prior to the Tailgate Safety Meeting. This inspection should include a review of project site equipment, hazards, specific job tasks, activities or operations to be performed for that day. These specific items must be covered during the Tailgate Safety Meeting. For subsequent days, any changes to the site or operations must be covered in the Tailgate Safety Meeting. In addition, "Task-Specific" Job Safety Analysis (JSA) for the tasks/activities at the project site must be integrated into the HASP and Tailgate discussions. Tailgate Meetings should be performed each day. Employees, client representatives and subcontractors must review the Tailgate Safety Meeting, be briefed on the topics and acknowledge the HSE topics by signing this form. Individuals not fluent in the English language must have the site's health safety and environmental requirements translated to them

- ☑ Are all employees physically able to perform their job duties?
- ☑ Emergency evacuation area identified?
- ☑ Subcontractor interactions or questions?
- ☑ Any "Shared Learning" items?
- ☑ Has PPE been checked?

Itemize the Specific Topics Discussed (if more space is needed use the back of this page):

PPE	Exclusion zone	Site Workers
Weather - Raining	Slippery conditions	Muddy conditions
tool Safety	Slips, trips, falls	Good Housekeeping

☑ **Client Requirements** - By checking the box to the left, the presenter of the Tailgate Meeting acknowledges that all client-specific requirements have been completed for both Atlas and Subcontractor employees.

By signing this Tailgate Safety Meeting form, you are acknowledging that you have read, reviewed and understand the health and safety topics discussed on this form.

Print Name	Signature	Company	Date
Alex Flores	Alex Flo	Atlas	031323

ATLAS

Arrival Accountability Assessment (AAA)

Purpose

This document has been created to provide guidance to Atlas employees on what each employee must do prior to the start of work every day. This document is a checklist of sorts that reminds employees of important steps to perform in order to help identify and protect employees from hazards. This document is to assist in identifying jobsite hazards in the site conditions, equipment or operations, and individually documented and included with the 05-04 Tailgate Safety Meeting Form.

Manager:	Jeanne Homsey	**Phone Number:**	209 601-9731
BSO:	John Sellman	**Phone Number:**	209 872-5291
RSO:		**Phone Number:**	
RSC:	Greg Fiodorowicz	**Phone Number:**	401 302-2822
CORE Health Injury Case Management		**Phone Number:**	855-282-6331

1. Review JSA(s) for all tasks.
2. Based on JSA(s) for the tasks(s) all tools necessary to complete the task(s) are accessible and in good condition.
3. Constantly assess for unidentified hazards not listed in the task JSA. Update the JSAs on a regular basis, as conditions change, or when unidentified hazards are recognized to eliminate hazards. If a hazard cannot be eliminated STOP Work and notify your manager or RSC.
4. Communicate all emergency procedures and contact information to employees. (911 for all medical emergencies, CORE Health for all non-emergency injuries/vehicle incidents)
5. Establish and review Emergency Evacuation Procedures, Exit and Rally points with employees, identify the location and access to first aid kits, eyewash stations, and fire extinguishers.
6. If your task requires the use of hazardous chemicals, confirm the location of the SDS for that hazardous chemical.
7. Verify correct PPE is worn for the hazards that are being faced at the site and additional PPE as detailed in JSA are available and ready to be used. a. Minimum PPE: hard hat, safety glasses, reflective vest, gloves (based on task) and safety toed boots
8. Verify there are adequate means of communicating with others while on site.
9. If vehicle traffic is present make sure employees have Traffic Management Equipment available. (cones, tape, barricades, high visibility and reflective clothing)
10. Review the daily weather forecast and plan accordingly.
11. Ensure there is adequate lighting in the areas where work will be performed and compensate with additional mobile lighting if required.

****If any task on this AAA cannot be completed for any reason, a STOP work must be initiated. Contact the project manager and resolution made before work may commence.**

THINK 12 Think Safe | Work Safe | Live Safe	Atlas Employee Health & Safety Policy Manual	Policy Number:	05
		Page:	1 of 1
	Appendix 05-04 – Daily Tailgate Safety Meeting Form	Revision Number:	00
		Revision Date:	6/30/2020

Site Name & Number: KJMS, 2641 Kent Drive, Scto. **Atlas Project Number:** Z054000356

Date & Time of Meeting: March 14, 2023, 031523 0900 **Name of Presenter:** Alex Flores

Work Being Performed: Soil Sampling/ Soil Vapor Pin Installation

NOTE: On the initial day of the project, the Project Manager or designee should conduct a visual inspection of the project site prior to the Tailgate Safety Meeting. This inspection should include a review of project site equipment, hazards, specific job tasks, activities or operations to be performed for that day. These specific items must be covered during the Tailgate Safety Meeting. For subsequent days, any changes to the site or operations must be covered in the Tailgate Safety Meeting. In addition, "Task-Specific" Job Safety Analysis (JSA) for the tasks/activities at the project site must be integrated into the HASP and Tailgate discussions. Tailgate Meetings should be performed each day. Employees, client representatives and subcontractors must review the Tailgate Safety Meeting, be briefed on the topics and acknowledge the HSE topics by signing this form. Individuals not fluent in the English language must have the site's health safety and environmental requirements translated to them

- ☑ Are all employees physically able to perform their job duties?
- ☑ Emergency evacuation area identified?
- ☑ Subcontractor interactions or questions?
- ☐ ~~Any~~ "Shared Learning" items?
- ☐ ~~Has~~ PPE been checked?

Itemize the Specific Topics Discussed (if more space is needed use the back of this page):

PPE	Exclusion Zone	Site Workers, Stakeholders.
Weather-Raining	Slippery Conditions	Muddy Conditions.
Slips, trips, falls,	Tool Safety	Good Housekeeping

☑ **Client Requirements** - By checking the box to the left, the presenter of the Tailgate Meeting acknowledges that all client-specific requirements have been completed for both Atlas and Subcontractor employees.

By signing this Tailgate Safety Meeting form, you are acknowledging that you have read, reviewed and understand the health and safety topics discussed on this form.

Print Name	Signature	Company	Date
Alex Flores	Alex Flores	Atlas	031423

ATLAS

THINK 12 Think Safe | Work Safe | Live Safe	Atlas Employee Health & Safety Policy Manual	Policy Number:	05
		Page:	1 of 1
	Appendix 05-04 – Daily Tailgate Safety Meeting Form	Revision Number:	00
		Revision Date:	6/30/2020

Site Name & Number: KJMS, 2641 Kent Drive, Scto. **Atlas Project Number:** Z054000356

Date & Time of Meeting: March 16, 2023, 0900 **Name of Presenter:** Alex Flores

Work Being Performed: Soil Sampling/ Soil Vapor Pin Installation

NOTE: On the initial day of the project, the Project Manager or designee should conduct a visual inspection of the project site prior to the Tailgate Safety Meeting. This inspection should include a review of project site equipment, hazards, specific job tasks, activities or operations to be performed for that day. These specific items must be covered during the Tailgate Safety Meeting. For subsequent days, any changes to the site or operations must be covered in the Tailgate Safety Meeting. In addition, "Task-Specific" Job Safety Analysis (JSA) for the tasks/activities at the project site must be integrated into the HASP and Tailgate discussions. Tailgate Meetings should be performed each day. Employees, client representatives and subcontractors must review the Tailgate Safety Meeting, be briefed on the topics and acknowledge the HSE topics by signing this form. Individuals not fluent in the English language must have the site's health safety and environmental requirements translated to them

- ☑ Are all employees physically able to perform their job duties?
- ☑ Emergency evacuation area identified?
- ☑ Subcontractor interactions or questions?
- ☑ Any "Shared Learning" items?
- ☑ Has PPE been checked?

Itemize the Specific Topics Discussed (if more space is needed use the back of this page):

PPE	Exclusion Zone	Traffic Safety
Heavy eq. Op. Safety	Slippery Conditions	Muddy Conditions
Slips, trips, falls	Good Housekeepin	Site Workers Safety
Tool Safety		

☑ **Client Requirements** - By checking the box to the left, the presenter of the Tailgate Meeting acknowledges that all client-specific requirements have been completed for both Atlas and Subcontractor employees.

By signing this Tailgate Safety Meeting form, you are acknowledging that you have read, reviewed and understand the health and safety topics discussed on this form.

Print Name	Signature	Company	Date
Alex Flores	Alex Flores	Atlas	03/16/23

ATLAS	Field Report	FLD-100
		Revision 2.0
		Feb-16

ATC Branch: Modesto, CA	Date: 3-14-2023	Page 1 of 3
ATC Representative(s): JK, AF	Project: KJMS soil	
Role:Technician	Location: Kent Ave, Sacramento	
Contact Information:	Project No:	Task No: 06054
Scope of Work:	Weather: raining, windy	Temperature: 50s ↓
___ Monitoring X Assessment ___ Remediation ___ Closure	Contractor:	

Time:	Comments:
0935	onsite (AF signed in for both) windy & rainy conditions
	tailgate & retrieve AF & measuring wheel from vehicle
	setup & advance SV 1s ~~gate~~ pavement precut to east
	encounter water by 3 ft bgs, suspect trench proximity has allowed infiltration.
	move to SV-2 precut, at east end of paved lot.
-1120	hand auger to 5 ft w/AF; hard pan from 2.5 to 5 feet
	- drive to Home Depot for sand
	- construct vapor point. Determine that hand installation would not be efficient based on time requirements
	- contact TEG to arrange installation & sampling; mark for USA
	sample soil locations in open field to west; 1st composite for organophosphorus and Arsenic OA1a, b, c, d composited for OP, OA1a used for arsenic.
	samples to Pace Sacramento courier

		PID
OP1	OA1a → AR1	0.0
	OA1b	0.0
	OA1c	0.0
	OA1d	0.0

1530 -1620	clean up; sign out, offsite

Equipment Used:		
Contractor Hours (per Person):	Staff / Technician Hours:	Mileage:
Copies To:	Project Manager:	
	Reviewed By:	

ATLAS	Field Report	FLD-100
		Revision 2.0
		Feb-16

ATC Branch: Modesto, CA	Date: 3-15-23	Page 2 of 3
ATC Representative(s): JK, AE	Project: KJMS soil	
Role: Technician	Location: Kent Ave, Sacramento	
Contact Information:	Project No:	Task No: 06054
Scope of Work:	Weather: cloudy, windy	Temperature:
___ Monitoring ___ Assessment ___ Remediation ___ Closure	Contractor: —	

Time:	Comments:
0910	onsite ; AE signs in , tailgate/scope
~1100	called & composite OP2 & AR2 from Northwest
	OA 2A PID 0.0 OA 2C → AR 2 @ 1030 } OP2 1035
	OA 2B PID 0.0 OA 2D PID 0.0 (both)
	courier called
~1200	called & composite OP3 & AR3 from north central grass
	OA 3A PID 0.0 OA 3C PID 0.0 AR3 from OA 3B @ 1140
	OA 3B PID 0.0 OA 3D PID 0.0 OP3 composite @ 1155
	courier pick up
~1330	called & composite OP4 & AR4 from North grass
	OA 4A PID 0.0 OA 4C PID 0.0 AR 4 from 4B @ 1301
	OA 4B PID 0.0 → AR4 OA 4D PID 0.0 OP4 composite @ 1319
	Duplicates for OP & AR pulled from OA 4 group
~1415	called & composite OP5 & AR5 from northeastern grass
	OA 5A PID 0.0 OA 5C PID 0.0 AR 5 from 5B @ 1358
	OA 5B PID 0.0 → AR5 OA 5D PID 0.0 OP5 composite @ 1405
	[redacted]
1530-1600	clean up, sign off, ~~depart~~ ; meet AE offsite to hand off supplies & samples and next day plan change

Equipment Used:		
Contractor Hours (per Person):	Staff / Technician Hours:	Mileage:
Copies To:	Project Manager:	
	Reviewed By:	

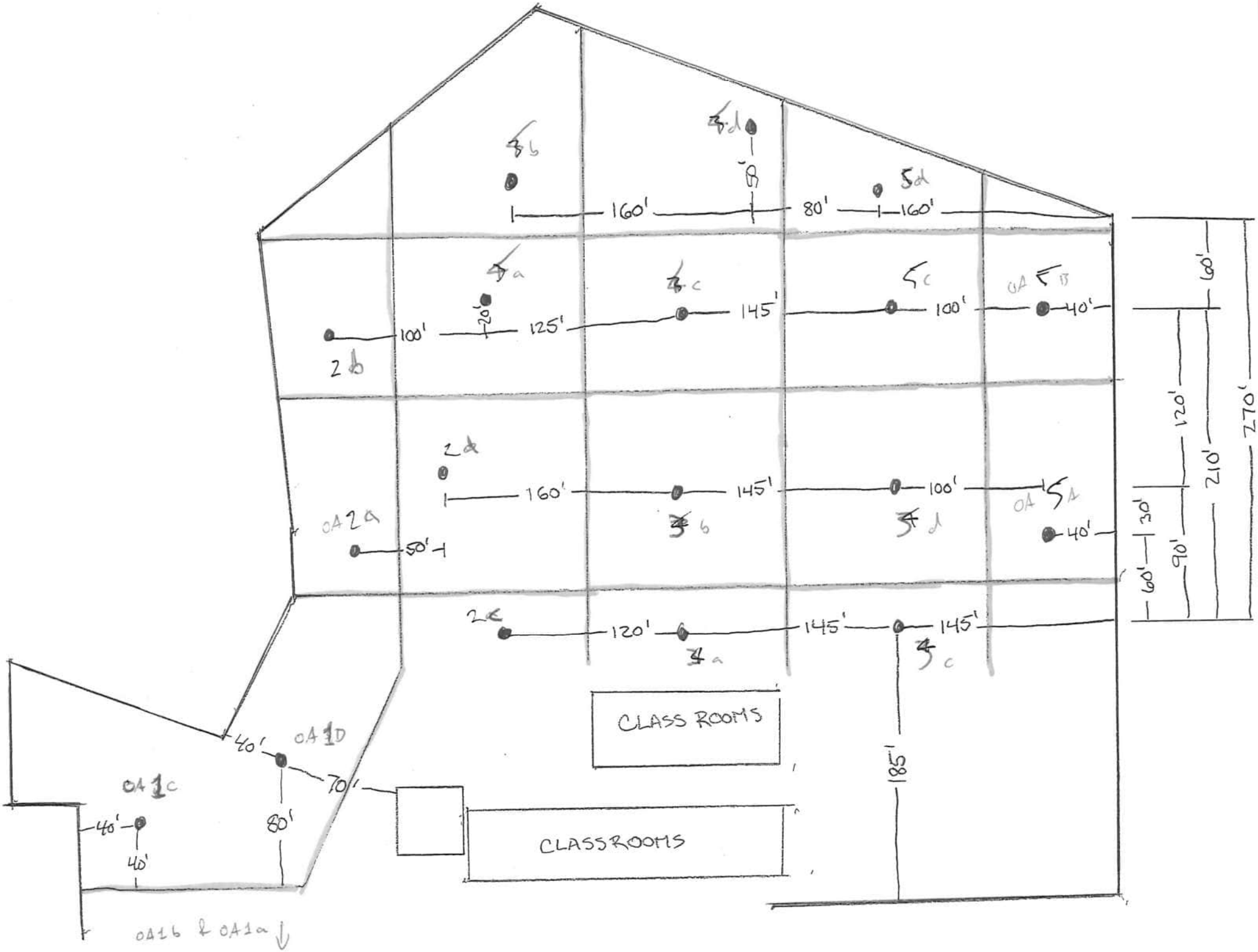
160'
80'
160'
100'
20'
125'
145'
100'
40'
160'
145'
100'
40'
50'
120'
145'
145'
CLASS ROOMS
CLASSROOMS
185'
60'
120'
270'
210'
30'
90'
60'
40'
70'
80'
40'
40'
OA 1D
OA 1C
OA 1b & OA 1a

ATLAS	Field Report	FLD-100
		Revision 2.0
		Feb-16

ATC Branch: Modesto, CA	Date: 3-17-23	Page 3 of 3
ATC Representative(s): JK	Project: KJMS	
Role: ~~Technician~~ Geologist	Location: Kent Dr. Sacramento	
Contact Information:	Project No:	Task No: 06054
Scope of Work:	Weather: clear	Temperature:
___ Monitoring ___ Assessment ___ Remediation ___ Closure	Contractor: TEG	

Time:	Comments:
0820	Atlas onsite ; sign in
0830	TEG onsite ; tailgate, job walk ; confirm USA markings
0910	set up on SV-2d (custom set)
~0949	complete installation of all three temporary points
~1000	sample SV-2S (installed 3-14-23 @ 1130)
1115	purge & sample SV-2D
1120	purge & sample SV-1S & SV-1D
1145	remove sampling rods from 1s, 1d, 2d, and tubing from 2S
	grout all points, clean up
1210	TEG offsite
	check out w/ construction office
1215	Atlas offsite



Equipment Used:		
Contractor Hours (per Person):	Staff / Technician Hours:	Mileage:
Copies To:	Project Manager:	
	Reviewed By:	

4

TEG / Strataprobe Field Log

Client: Atlas

Location: 2641 Kent Dr., Sac., CA

Date: 3-17-23

Client ID#: Z054000356

Project Manager: J. Homsey

Start Time: 830

TEG #: 303175-5

TEG Operator: CVS

Finish Time: 1202

	Point ID	Matrix	Time Placed	Time Sampled	Target Depth	Actual Depth	Field Notes	
1			830				On site site walk	
2			850				115 m	
3	SV-2D	V	915		10	10		
4	SV-1D	V	925		10	10		
5	SV-1S	V	935		5	5		
6								
7			start	stop	start	stop	can #	man #
8	SV-2S	V	959	1002	-26	-5	238	177
9	SV-2D	V	1115	1117	-27	-5	141	042
10	SV-1D	V	1125	1127	-27	-5	047	277
11	SV-1S	V	1135	1138	-28	-5	990	338
12								
13								
14								
15								
16								
17							SV-2S - ~~30~~ 2229 cc purge	
18							SV-1S - ~~30~~ 15 cc purge	
19							SV-1D - ~~45~~ 30 cc purge	
20							SV-2D - 30 cc purge	
21								
22								

Site Notes: Temp. SV. probes. 1 in. rod. PIRT method. 11DFA leak check. 3 purge volumes of tubing w/ syringe.

SV-2S installed by Atlas on 3/14/23. 2229 cc. 3 purge volumes

Accepted by: [signature] Name: Jim Kundat

Screens Used: _____

Risers Used: _____

Safety Meeting Held by: signature: [signature] signature: _____

Comments/Topics: Heavy equipment traffic

APPENDIX C

Soil - Laboratory Analytical Reports and Chain-of-Custody Documentation

Date of Report: 03/28/2023

Jeanne Homsey

ATLAS - Modesto
1117 Lone Palm Avenue
Modesto, CA 95351

Client Project:	[none]
BCL Project:	KJMS
BCL Work Order:	2305190
Invoice ID:	B471915, B472410

Enclosed are the results of analyses for samples received by the laboratory on 3/14/2023. If you have any questions concerning this report, please feel free to contact me.

Revised Report: This report supercedes Report ID 1001408224

Sincerely,

Contact Person: Felicia Johnson
Client Service Rep

Stuart Buttram
Operations Manager

Certifications: CA ELAP #1186; NV #CA00014; OR ELAP #4032-001; AK UST101

The results in this report apply to the samples analyzed in accordance with the chain of custody document. This analytical report must be reproduced in its entirety.
All results listed in this report are for the exclusive use of the submitting party. Pace Analytical assumes no responsibility for report alteration, separation, detachment or third party interpretation.

Table of Contents

Sample Information

Chain of Custody and Cooler Receipt form..... 4
Laboratory / Client Sample Cross Reference..... 10

Sample Results

2305190-01 - KJMS-1
PCB Analysis (EPA Method 8082)..... 13
Total Concentrations (TTLC)..... 14

2305190-02 - KJMS-2
PCB Analysis (EPA Method 8082)..... 15
Total Concentrations (TTLC)..... 16

2305190-03 - KJMS-3
PCB Analysis (EPA Method 8082)..... 17
Total Concentrations (TTLC)..... 18

2305190-04 - KJMS-4
PCB Analysis (EPA Method 8082)..... 19
Total Concentrations (TTLC)..... 20

2305190-05 - KJMS-5
PCB Analysis (EPA Method 8082)..... 21
Total Concentrations (TTLC)..... 22

2305190-06 - KJMS-6
PCB Analysis (EPA Method 8082)..... 23
Total Concentrations (TTLC)..... 24

2305190-07 - KJMS-7
PCB Analysis (EPA Method 8082)..... 25
Total Concentrations (TTLC)..... 26

2305190-08 - KJMS-8
PCB Analysis (EPA Method 8082)..... 27
Total Concentrations (TTLC)..... 28

2305190-09 - KJMS-9
PCB Analysis (EPA Method 8082)..... 29
Total Concentrations (TTLC)..... 30

2305190-10 - KJMS-10
PCB Analysis (EPA Method 8082)..... 31
Total Concentrations (TTLC)..... 32

2305190-11 - KJMS-11
PCB Analysis (EPA Method 8082)..... 33
Total Concentrations (TTLC)..... 34

2305190-12 - KJMS-12
PCB Analysis (EPA Method 8082)..... 35
Total Concentrations (TTLC)..... 36

2305190-13 - KJMS-13
PCB Analysis (EPA Method 8082)..... 37
Total Concentrations (TTLC)..... 38

2305190-14 - KJMS-14
PCB Analysis (EPA Method 8082)..... 39
Total Concentrations (TTLC)..... 40

2305190-15 - KJMS-15
PCB Analysis (EPA Method 8082)..... 41
Total Concentrations (TTLC)..... 42

2305190-16 - KJMS-DUP #1
PCB Analysis (EPA Method 8082)..... 43
Total Concentrations (TTLC)..... 44

Quality Control Reports

PCB Analysis (EPA Method 8082)

Table of Contents

Method Blank Analysis..... 45
Laboratory Control Sample..... 46
Precision and Accuracy..... 47
Total Concentrations (TTLC)
Method Blank Analysis..... 48
Laboratory Control Sample..... 49
Precision and Accuracy..... 50
Notes
Notes and Definitions..... 51

Pace Analytical® ENVIRONMENTAL SCIENCES

CHAIN-OF-CUSTODY Analytical Request Document

Submitting a sample via this chain of custody constitutes acknowledgment and acceptance of the Pace Terms and Conditions found at: https://info.pacelabs.com/hubfs/pas-standard-terms.pdf
Chain-of-Custody is a LEGAL DOCUMENT - Complete all relevant fields

LAB USE ONLY- Affix Workorder/Login Label Here
MTJL Log-In Number: 2305190

ALL BOLD OUTLINED AREAS a

Company: Atlas Technical
Address: 1117 Lone Palm Ave, Suite 201B Modesto, CA 95351
Report To: JEANNE HOMSEY
Copy To: jeanne.homsey@oneatlas.com
Customer Project Name/Number: KJMS
Phone: (209) 579-2221
Email:
Collected By (print): Alex Flores/Jim Kundert
Collected By (signature):
Sample Disposal: [X] Dispose as appropriate [ ] Return [ ] Archive: ____ [ ] Hold:

Billing Information: 1117 Lone Palm Ave, Suite 201B Modesto, CA 95351
email To: jeanne.homsey@oneatlas.com
Site Collection Info/Address: 2641 Kent Drive, Sacramento, CA 95821
State: CA County/City: Sacramento Time Zone Collected: [ ]PT [ ]MT [ ]CT [ ]ET
Site/Facility ID #:
Compliance Monitoring? [ ] Yes [ ] No
Purchase Order #:
Quote #:
DW PWS ID #:
DW Location Code:
Turnaround Date Required:
Immediately Packed on Ice: [X] Yes [ ] No
Rush: (Expedite Charges Apply) [ ] Same Day [ ] Next Day [ ] 2 Day [ ] 3 Day [ ] 4 Day [ ] 5 Day [X] Standard
Field Filtered (if applicable): [ ] Yes [ ] No
Analysis: ____

Container Preservative Type **

** Preservative Types: (1) nitric acid, (2) sulfuric acid, (3) hydrochloric acid, (4) sodium hydroxide, (5) zinc acetate, (6) methanol, (7) sodium bisulfate, (8) sodium thiosulfate, (9) hexane, (A) ascorbic acid, (B) ammonium sulfate, (C) ammonium hydroxide, (D) TSP, (U) Unpreserved, (O) Other ____

Lab Project Manager: 2

* Matrix Codes (Insert in Matrix box below): Drinking Water (DW), Ground Water (GW), Wastewater (WW), Product (P), Soil/Solid (SL), Oil (OL), Wipe (WP), Air (AR), Tissue (TS), Bioassay (B), Vapor (V), Other (OT)

Customer Sample ID	Matrix *	Comp / Grab	Collected (or Composite Start) Date	Collected (or Composite Start) Time	Composite End Date	Composite End Time	Res Cl	# of Ctns	Container Type: Plastic (P) or Glass (G)	PCB's (8082)	Lead (6010B)
KJMS- 1	S	X			031323	1100		1	G	X	X
KJMS- 2	S	X				1110		1	G		
KJMS- 3	S	X				1120		1	G		
KJMS- 4	S	X				1130		1	G		
KJMS- 5	S	X				1200		1	G		
KJMS- 6	S	X				1210		1	G		
KJMS- 7	S	X				1220		1	G		
KJMS- 8	S	X				1230		1	G		
KJMS- 9	S	X				1240		1	G		
KJMS- 10	S	X				1250		1	G		

Lab Profile/Line:

Lab Sample Receipt Checklist:
Custody Seals Present/Intact Y N NA
Custody Signatures Present Y N NA
Collector Signature Present Y N NA
Bottles Intact Y N NA
Correct Bottles Y N NA
Sufficient Volume Y N NA
Samples Received on Ice Y N NA
VOA - Headspace Acceptable Y N NA
USDA Regulated Soils Y N NA
Samples in Holding Time Y N NA
Residual Chlorine Present Y N NA
Cl Strips: ____
Sample pH Acceptable Y N NA
pH Strips: ____
Sulfide Present Y N NA
Lead Acetate Strips: ____

LAB USE ONLY:
Lab Sample # / Comments:
23-05190
-1
-2
-3
-4
-5
-6
-7
-8
-9
-10

CHK BY: XP
DISTRIBUTION: SUB-OUT

Customer Remarks / Special Conditions / Possible Hazards:
See attachment for detection limit requirements
20% Matrix Spike/Matrix Spike duplicates (MD/MS)

Type of Ice Used: Wet Blue Dry None
Packing Material Used:
Radchem sample(s) screened (<500 cpm): Y N NA
SHORT HOLDS PRESENT (<72 hours): Y N N/A
Lab Tracking #:
Samples received via: FEDEX UPS Client Courier Pace Courier

LAB Sample Temperature Info:
Temp Blank Received: Y N NA
Therm ID#: ____
Cooler 1 Temp Upon Receipt: __oC
Cooler 1 Therm Corr. Factor: __oC
Cooler 1 Corrected Temp: ____oC
Comments:

Relinquished by/Company: (Signature)	Date/Time:	Received by/Company: (Signature)	Date/Time:
Alex Flores / Atlas	031423/1405	[signature]	3-14-23 14:05
[signature] PN	3/14/23 1433	[signature] Pace	3-15-23 0947

MTJL LAB USE ONLY
Table #:
Acctnum:
Template:
Prelogin:
PM:
PB:

Trip Blank Received: Y N NA
HCL MeOH TSP Other

Non Conformance(s): YES / NO
Page: ____ of: ____

The results in this report apply to the samples analyzed in accordance with the chain of custody document. This analytical report must be reproduced in its entirety.
All results listed in this report are for the exclusive use of the submitting party. Pace Analytical assumes no responsibility for report alteration, separation, detachment or third party interpretation.

Page 2 of 2

Pace Analytical

CHAIN-OF-CUSTODY Analytical Request Document

Submitting a sample via this chain of custody constitutes acknowledgment and acceptance of the Pace Terms and Conditions found at: https://info.pacelabs.com/hubfs/pas-standard-terms.pdf
Chain-of-Custody is a LEGAL DOCUMENT - Complete all relevant fields

LAB USE ONLY- Affix Workorder/Login Label Here or List Pace Workorder Number or MTJL Log-In Number Here

ALL BOLD OUTLINED AREAS are for LAB USE ONLY

Company: Atlas Technical
Address: 1117 Lone Palm Ave, Suite 201B Modesto, CA 95351
Report To: JEANNE HOMSEY
Copy To: Jeanne.homsey@oneatlas.com
Customer Project Name/Number: KJMS
Phone: (209) 579-2221
Email:
Collected By (print): Alex Flores/Jim Kundert
Collected By (signature):
Sample Disposal: [X] Dispose as appropriate [ ] Return [ ] Archive: ____ [ ] Hold:

Billing Information: 1117 Lone Palm Ave, Suite 201B Modesto, CA 95351
email To: jeanne.homsey@oneatlas.com
Site Collection Info/Address: 2641 Kent Drive, Sacramento, CA 95821
State: CA County/City: Sacramento Time Zone Collected: [ ]PT [ ]MT [ ]CT [ ]ET
Site/Facility ID #:
Compliance Monitoring? [ ] Yes [ ] No
Purchase Order #:
Quote #:
DW PWS ID #:
DW Location Code:
Turnaround Date Required:
Immediately Packed on Ice: [X] Yes [ ] No
Rush: (Expedite Charges Apply) [ ] Same Day [ ] Next Day [ ] 2 Day [ ] 3 Day [ ] 4 Day [ ] 5 Day
Field Filtered (if applicable): [ ] Yes [ ] No
Analysis: ____

Container Preservative Type **

** Preservative Types: (1) nitric acid, (2) sulfuric acid, (3) hydrochloric acid, (4) sodium hydroxide, (5) zinc acetate, (6) methanol, (7) sodium bisulfate, (8) sodium thiosulfate, (9) hexane, (A) ascorbic acid, (B) ammonium sulfate, (C) ammonium hydroxide, (D) TSP, (U) Unpreserved, (O) Other ____

Lab Project Manager:

Analyses

* Matrix Codes (Insert in Matrix box below): Drinking Water (DW), Ground Water (GW), Wastewater (WW), Product (P), Soil/Solid (SL), Oil (OL), Wipe (WP), Air (AR), Tissue (TS), Bioassay (B), Vapor (V), Other (OT)

Customer Sample ID	Matrix *	Comp / Grab	Collected (or Composite Start) Date	Collected (or Composite Start) Time	Composite End Date	Composite End Time	Res Cl	# of Ctns	Container Type: Plastic (P) or Glass (G)	PCB's (8082)	Lead (6010B)	Lab Sample # / Comments
KJMS- 11	S	X			031323	1430		1		X	X	23-05190 -11
KJMS- 12	S					1440		1				-12
KJMS- 13	S					1450		1				-13
KJMS- 14	S					1500		1				-14
KJMS- 15	S					1515		1				-15
KJMS- DUP#1	S					—						-16
KJMS-	S											
KJMS-	S											
KJMS-	S											
KJMS-	S											

Lab Profile/Line:

Lab Sample Receipt Checklist:
Custody Seals Present/Intact Y N NA
Custody Signatures Present Y N NA
Collector Signature Present Y N NA
Bottles Intact Y N NA
Correct Bottles Y N NA
Sufficient Volume Y N NA
Samples Received on Ice Y N NA
VOA - Headspace Acceptable Y N NA
USDA Regulated Soils Y N NA
Samples in Holding Time Y N NA
Residual Chlorine Present Y N NA
Cl Strips: ____
Sample pH Acceptable Y N NA
pH Strips: ____
Sulfide Present Y N NA
Lead Acetate Strips: ____

LAB USE ONLY:
Lab Sample # / Comments:

Customer Remarks / Special Conditions / Possible Hazards:
See attachment for detection limit requirements
20% Matrix spike/matrix spike duplicate (MS/MSD)

Type of Ice Used: Wet Blue Dry None
Packing Material Used:
Radchem sample(s) screened (<500 cpm): Y N NA
SHORT HOLDS PRESENT (<72 hours): Y N N/A
Lab Tracking #:
Samples received via: FEDEX UPS Client Courier Pace Courier

LAB Sample Temperature Info:
Temp Blank Received: Y N NA
Therm ID#: ____
Cooler 1 Temp Upon Receipt: __oC
Cooler 1 Therm Corr. Factor: __oC
Cooler 1 Corrected Temp: ____oC
Comments:

Relinquished by/Company: (Signature)	Date/Time:	Received by/Company: (Signature)	Date/Time:
Alex Flores/Atlas	031423/1405	[signature] Pace	3-14-23 14:05
[signature] PN	3/14/23 1433	[signature] Pace	3-15-23 0947

MTJL LAB USE ONLY
Table #:
Acctnum:
Template:
Prelogin:
PM:
PB:

Trip Blank Received: Y N NA
HCL MeOH TSP Other

Non Conformance(s): YES / NO
Page: ____ of: ____

The results in this report apply to the samples analyzed in accordance with the chain of custody document. This analytical report must be reproduced in its entirety.
All results listed in this report are for the exclusive use of the submitting party. Pace Analytical assumes no responsibility for report alteration, separation, detachment or third party interpretation.

23-05190

Table 2. Analytical Methods and Detection Limits for Selected OCPs

Pesticide	Methods[2]	CAS No.[3]	DL[4] mg/kg
Aldrin	8081A	309-00-2	0.005
a-BHC	8081A	319-84-6	0.005
b-BHC	8081A	319-85-7	0.005
g-BHC (Lindane)	8081A	58-89-9	0.005
d-BHC	8081A	319-86-8	0.005
Total Chlordane[1]	8081A	57-74-9	0.05
DBCP[5]	8081A	96-12-8	0.01
DDD	8081A	72-54-8	0.05
DDE	8081A	72-55-9	0.05
DDT	8081A	50-29-3	0.05
Dieldrin	8081A	60-57-1	0.005
Endosulfan I	8081A	959-98-8	0.005
Endosulfan II	8081A	33213-65-9	0.005
Endosulfan sulfate	8081A	1031-07-8	0.005
Endrin	8081A	72-20-8	0.05
Endrin aldehyde	8081A	7421-93-4	0.05
Endrin ketone	8081A	53494-70-5	0.05
Heptachlor	8081A	76-44-8	0.05
Heptachlor epoxide	8081A	1024-57-3	0.005
Hexachlorobenzene (HCB)	8081A	118-74-1	0.3
Hexachlorocyclopentadiene	8081A	77-47-4	0.5
Methoxychlor	8081A	72-43-5	0.005
Toxaphene	8081A	8001-35-2	0.05

Notes:

1 = Report total Chlordane (based on a Technical Chlordane standard)
2 = Although other methods may be used to quantify OPCs, DTSC recommends the use of 8081A as the primary method of quantitation
3 = Chemical Abstract Service registry number
4 = Detection Limit recommended for risk assessment purposes
5 = If sampling for this compound is indicated, inclusion in the method must be requested in the workplan and/or QAPP

23-05190

Pace ANALYTICAL SERVICES	**DC#_Title: ENV-FRM-SACR-0030 CA Regulated Soil Notification**
	Effective Date: 11/18/2022

USDA / APHIS regulates material with organic matter, including soil, from specific counties that have invasive species, pests, or plant diseases present in the county. In order to process your project, we need to determine if special handling applies to your project.

Any soils received without this completed form cannot be received or processed until the site address is confirmed.

Receipt of Soils from California:

Are samples soil or other regulated material?

☒ Yes ☐ No If no, matrix description: _____

County

☐ Alameda ☐ Contra Costa ☐ Del Norte ☐ Humboldt ☐ Lake ☐ Los Angeles [1]
☐ Marin ☐ Mendocino ☐ Monterey ☐ Napa ☐ Orange [1, 2] ☐ Riverside [1]
☐ San Diego [2] ☐ San Francisco ☐ San Mateo ☐ Santa Clara ☐ Santa Cruz
☐ Solano ☐ Sonoma ☐ Trinity

Other (specify): _____

(If soils are from one of the counties specified above, the site address is required.)

Site Address: 2641 Kent Drive Sacramento, CA

Fire Ant [1] and Fruit Fly [2] quarantines may be partial county quarantines. The site address must be checked against APHIS interactive maps to determine if the site is within the quarantine area.

To be completed by Pace National:

Client: Atlas Technical

Lab ID (if applicable): _____

Are Samples Regulated? ☒ No ☐ Yes

Regulated for? ☐ Phytophthora Ramorum ☐ Fire Ants ☐ Fruit Flies*

Amount of soil received: ~_____ grams. Received on: _____

Will any analysis be done at another lab? ☐ Yes ☐ No

If yes, complete the following for each lab that will receive the regulated samples:

Receiving Lab	Amount Shipped	Shipment sent with the receiving lab's Soil Permit / Compliance Agreement.
	~ g	☐ Yes _____ (initial / date)
	~ g	☐ Yes _____ (initial / date)
	~ g	☐ Yes _____ (initial / date)
	~ g	☐ Yes _____ (initial / date)

* Soils cannot be transferred to another destination without either a PPQ 530 or PPQ 540 form. Contact APHIS before proceeding.

Qualtrax ID: 71192

Page 1 of 1

PACE ANALYTICAL — COOLER RECEIPT FORM — Page 1 Of 2

Submission #: 23-05190

SHIPPING INFORMATION
Fed Ex ☐ UPS ☐ GSO / GLS ☒ Hand Delivery ☐
Pace Lab Field Service ☐ Other ☐ (Specify)_____

SHIPPING CONTAINER
Ice Chest ☒ None ☐ Box ☐
Other ☐ (Specify)_____

FREE LIQUID
YES ☒ NO ☐
W / S

Refrigerant: Ice ☒ Blue Ice ☐ None ☐ Other ☐ Comments:

Custody Seals: Ice Chest ☒ Intact? Yes ☒ No ☐ | Containers ☐ Intact? Yes ☐ No ☐ | None ☐ Comments:

All samples received? Yes ☒ No ☐ All samples containers intact? Yes ☒ No ☐ Description(s) match COC? Yes ☒ No ☐

COC Received ☒ YES ☐ NO

Emissivity: 0.97 Container: Clear glass Thermometer ID: 337 Date/Time 3-15-23
Temperature: (A) 3.9 °C / (C) 3.6 °C Analyst Init: SMH 0947

SAMPLE CONTAINERS	SAMPLE NUMBERS 1	2	3	4	5	6	7	8	9	10
QT PE UNPRES										
4oz / 8oz / 16oz PE UNPRES										
2oz Cr^{+6}										
QT INORGANIC CHEMICAL METALS										
INORGANIC CHEMICAL METALS 4oz / 8oz / 16oz										
PT CYANIDE										
PT NITROGEN FORMS										
PT TOTAL SULFIDE										
2oz. NITRATE / NITRITE										
PT TOTAL ORGANIC CARBON										
PT CHEMICAL OXYGEN DEMAND										
PtA PHENOLICS										
40ml VOA VIAL TRAVEL BLANK										
40ml VOA VIAL										
QT EPA 1664B										
PT ODOR										
RADIOLOGICAL										
BACTERIOLOGICAL										
40 ml VOA VIAL-504										
QT EPA 508/608.3/8081A										
QT EPA 515.1/8151A										
QT EPA 525.2										
QT EPA 525.2 TRAVEL BLANK										
40ml EPA 547										
40ml EPA 531.1										
8oz EPA 548.1										
QT EPA 549.2										
QT EPA 8015M										
QT EPA 8270C										
8oz / 16oz / 32oz AMBER										
8oz / 16oz / 32oz JAR	A	A	A	A	A	A	A	A	A	A
SOIL SLEEVE										
PCB VIAL										
PLASTIC BAG										
TEDLAR BAG										
FERROUS IRON										
ENCORE										
SMART KIT										
SUMMA CANISTER										

Comments:
Sample Numbering Completed By: MAJ Date/Time: 3/15/23 1025
A = Actual / C = Corrected

Rev 23 05/20/22
[S:\WPDocs\WordPerfect\LAB_COC\FORMS\SAMREC.rev 20]

PACE ANALYTICAL — COOLER RECEIPT FORM — Page 2 Of 2

Submission #: 23-05190

SHIPPING INFORMATION
Fed Ex ☐ UPS ☐ GSO / GLS ☒ Hand Delivery ☐
Pace Lab Field Service ☐ Other ☐ (Specify)_____

SHIPPING CONTAINER
Ice Chest ☒ None ☐ Box ☐
Other ☐ (Specify)_____

FREE LIQUID
YES ☒ NO ☐
(W) / S

Refrigerant: Ice ☒ Blue Ice ☐ None ☐ Other ☐ Comments:

Custody Seals: Ice Chest ☒ Intact? Yes ☒ No ☐ | Containers ☐ Intact? Yes ☐ No ☐ | None ☐ Comments:

All samples received? Yes ☒ No ☐ All samples containers intact? Yes ☒ No ☐ Description(s) match COC? Yes ☒ No ☐

COC Received ☒ YES ☐ NO

Emissivity: 0.97 Container: (Cooler) glass Thermometer ID: 337
Temperature: (A) 3.9 °C / (C) 3.6 °C
Date/Time 3-15-23
Analyst Init SMH 0947

SAMPLE CONTAINERS	SAMPLE NUMBERS 11	12	13	14	15	16	7	8	9	10
QT PE UNPRES										
4oz / 8oz / 16oz PE UNPRES										
2oz Cr^{+6}										
QT INORGANIC CHEMICAL METALS										
INORGANIC CHEMICAL METALS 4oz / 8oz / 16oz										
PT CYANIDE										
PT NITROGEN FORMS										
PT TOTAL SULFIDE										
2oz NITRATE / NITRITE										
PT TOTAL ORGANIC CARBON										
PT CHEMICAL OXYGEN DEMAND										
PtA PHENOLICS										
40ml VOA VIAL TRAVEL BLANK										
40ml VOA VIAL										
QT EPA 1664B										
PT ODOR										
RADIOLOGICAL										
BACTERIOLOGICAL										
40 ml VOA VIAL- 504										
QT EPA 508/608.3/8081A										
QT EPA 515.1/8151A										
QT EPA 525.2										
QT EPA 525.2 TRAVEL BLANK										
40ml EPA 547										
40ml EPA 531.1										
8oz EPA 548.1										
QT EPA 549.2										
QT EPA 8015M										
QT EPA 8270C										
8oz / 16oz / 32oz AMBER										
8oz / 16oz / 32oz JAR	A	A	A	A	A	A				
SOIL SLEEVE										
PCB VIAL										
PLASTIC BAG										
TEDLAR BAG										
FERROUS IRON										
ENCORE										
SMART KIT										
SUMMA CANISTER										

Comments:
Sample Numbering Completed By: MAJ Date/Time: 3/15/23 1025
A = Actual / C = Corrected

Rev 23 05/20/22
[SOWPDocs\TrendPerfect\LAB_DOCS\Forms\AllMSC\Cooler 23]

ATLAS - Modesto
1117 Lone Palm Avenue
Modesto, CA 95351

Reported: 03/28/2023 14:18
Project: KJMS
Project Number: [none]
Project Manager: Jeanne Homsey

Laboratory / Client Sample Cross Reference

Laboratory	Client Sample Information			
2305190-01	**COC Number:**	---	**Receive Date:**	03/14/2023 09:47
	Project Number:	---	**Sampling Date:**	03/13/2023 11:00
	Sampling Location:	---	**Sample Depth:**	---
	Sampling Point:	KJMS-1	**Lab Matrix:**	Solids
	Sampled By:	ALEX FLORES/ JIM KUDERT	**Sample Type:**	Soil
2305190-02	**COC Number:**	---	**Receive Date:**	03/14/2023 09:47
	Project Number:	---	**Sampling Date:**	03/13/2023 11:10
	Sampling Location:	---	**Sample Depth:**	---
	Sampling Point:	KJMS-2	**Lab Matrix:**	Solids
	Sampled By:	---	**Sample Type:**	Water
2305190-03	**COC Number:**	---	**Receive Date:**	03/14/2023 09:47
	Project Number:	---	**Sampling Date:**	03/13/2023 11:20
	Sampling Location:	---	**Sample Depth:**	---
	Sampling Point:	KJMS-3	**Lab Matrix:**	Solids
	Sampled By:	ALEX FLORES/ JIM KUDERT	**Sample Type:**	Soil
2305190-04	**COC Number:**	---	**Receive Date:**	03/14/2023 09:47
	Project Number:	---	**Sampling Date:**	03/13/2023 11:30
	Sampling Location:	---	**Sample Depth:**	---
	Sampling Point:	KJMS-4	**Lab Matrix:**	Solids
	Sampled By:	ALEX FLORES/ JIM KUDERT	**Sample Type:**	Soil
2305190-05	**COC Number:**	---	**Receive Date:**	03/14/2023 09:47
	Project Number:	---	**Sampling Date:**	03/13/2023 12:00
	Sampling Location:	---	**Sample Depth:**	---
	Sampling Point:	KJMS-5	**Lab Matrix:**	Solids
	Sampled By:	ALEX FLORES/ JIM KUDERT	**Sample Type:**	Soil
2305190-06	**COC Number:**	---	**Receive Date:**	03/14/2023 09:47
	Project Number:	---	**Sampling Date:**	03/13/2023 12:10
	Sampling Location:	---	**Sample Depth:**	---
	Sampling Point:	KJMS-6	**Lab Matrix:**	Solids
	Sampled By:	ALEX FLORES/ JIM KUDERT	**Sample Type:**	Soil
2305190-07	**COC Number:**	---	**Receive Date:**	03/14/2023 09:47
	Project Number:	---	**Sampling Date:**	03/13/2023 12:20
	Sampling Location:	---	**Sample Depth:**	---
	Sampling Point:	KJMS-7	**Lab Matrix:**	Solids
	Sampled By:	ALEX FLORES/ JIM KUDERT	**Sample Type:**	Soil

The results in this report apply to the samples analyzed in accordance with the chain of custody document. This analytical report must be reproduced in its entirety.
All results listed in this report are for the exclusive use of the submitting party. Pace Analytical assumes no responsibility for report alteration, separation, detachment or third party interpretation.

ATLAS - Modesto
1117 Lone Palm Avenue
Modesto, CA 95351

Reported: 03/28/2023 14:18
Project: KJMS
Project Number: [none]
Project Manager: Jeanne Homsey

Laboratory / Client Sample Cross Reference

Laboratory	Client Sample Information			
2305190-08	**COC Number:**	---	**Receive Date:**	03/14/2023 09:47
	Project Number:	---	**Sampling Date:**	03/13/2023 12:30
	Sampling Location:	---	**Sample Depth:**	---
	Sampling Point:	KJMS-8	**Lab Matrix:**	Solids
	Sampled By:	ALEX FLORES/ JIM KUDERT	**Sample Type:**	Soil
2305190-09	**COC Number:**	---	**Receive Date:**	03/14/2023 09:47
	Project Number:	---	**Sampling Date:**	03/13/2023 12:40
	Sampling Location:	---	**Sample Depth:**	---
	Sampling Point:	KJMS-9	**Lab Matrix:**	Solids
	Sampled By:	ALEX FLORES/ JIM KUDERT	**Sample Type:**	Soil
2305190-10	**COC Number:**	---	**Receive Date:**	03/14/2023 09:47
	Project Number:	---	**Sampling Date:**	03/13/2023 12:50
	Sampling Location:	---	**Sample Depth:**	---
	Sampling Point:	KJMS-10	**Lab Matrix:**	Solids
	Sampled By:	ALEX FLORES/ JIM KUDERT	**Sample Type:**	Soil
2305190-11	**COC Number:**	---	**Receive Date:**	03/14/2023 09:47
	Project Number:	---	**Sampling Date:**	03/13/2023 14:30
	Sampling Location:	---	**Sample Depth:**	---
	Sampling Point:	KJMS-11	**Lab Matrix:**	Solids
	Sampled By:	ALEX FLORES/ JIM KUDERT	**Sample Type:**	Soil
2305190-12	**COC Number:**	---	**Receive Date:**	03/14/2023 09:47
	Project Number:	---	**Sampling Date:**	03/13/2023 14:40
	Sampling Location:	---	**Sample Depth:**	---
	Sampling Point:	KJMS-12	**Lab Matrix:**	Solids
	Sampled By:	ALEX FLORES/ JIM KUDERT	**Sample Type:**	Soil
2305190-13	**COC Number:**	---	**Receive Date:**	03/14/2023 09:47
	Project Number:	---	**Sampling Date:**	03/13/2023 14:50
	Sampling Location:	---	**Sample Depth:**	---
	Sampling Point:	KJMS-13	**Lab Matrix:**	Solids
	Sampled By:	ALEX FLORES/ JIM KUDERT	**Sample Type:**	Soil
2305190-14	**COC Number:**	---	**Receive Date:**	03/14/2023 09:47
	Project Number:	---	**Sampling Date:**	03/13/2023 15:00
	Sampling Location:	---	**Sample Depth:**	---
	Sampling Point:	KJMS-14	**Lab Matrix:**	Solids
	Sampled By:	ALEX FLORES/ JIM KUDERT	**Sample Type:**	Soil

The results in this report apply to the samples analyzed in accordance with the chain of custody document. This analytical report must be reproduced in its entirety.
All results listed in this report are for the exclusive use of the submitting party. Pace Analytical assumes no responsibility for report alteration, separation, detachment or third party interpretation.

ATLAS - Modesto 1117 Lone Palm Avenue Modesto, CA 95351	**Reported:** 03/28/2023 14:18 Project: KJMS Project Number: [none] Project Manager: Jeanne Homsey

Laboratory / Client Sample Cross Reference

Laboratory	Client Sample Information			
2305190-15	**COC Number:**	---	**Receive Date:**	03/14/2023 09:47
	Project Number:	---	**Sampling Date:**	03/13/2023 15:15
	Sampling Location:	---	**Sample Depth:**	---
	Sampling Point:	KJMS-15	**Lab Matrix:**	Solids
	Sampled By:	ALEX FLORES/ JIM KUDERT	**Sample Type:**	Soil
2305190-16	**COC Number:**	---	**Receive Date:**	03/14/2023 09:47
	Project Number:	---	**Sampling Date:**	03/13/2023 00:00
	Sampling Location:	---	**Sample Depth:**	---
	Sampling Point:	KJMS-DUP #1	**Lab Matrix:**	Solids
	Sampled By:	ALEX FLORES/ JIM KUDERT	**Sample Type:**	Soil

The results in this report apply to the samples analyzed in accordance with the chain of custody document. This analytical report must be reproduced in its entirety.
All results listed in this report are for the exclusive use of the submitting party. Pace Analytical assumes no responsibility for report alteration, separation, detachment or third party interpretation.

ATLAS - Modesto 1117 Lone Palm Avenue Modesto, CA 95351	**Reported:** 03/28/2023 14:18 Project: KJMS Project Number: [none] Project Manager: Jeanne Homsey

PCB Analysis (EPA Method 8082)

BCL Sample ID: 2305190-01 | **Client Sample Name:** KJMS-1, 3/13/2023 11:00:00AM, ALEX FLORES/ JIM KUDERT

Constituent	Result	Units	PQL	MDL	Method	MB Bias	Lab Quals	DCN
PCB-1016	ND	mg/kg	0.010	0.0023	EPA-8082	ND		1
PCB-1221	ND	mg/kg	0.010	0.0033	EPA-8082	ND		1
PCB-1232	ND	mg/kg	0.010	0.0026	EPA-8082	ND		1
PCB-1242	ND	mg/kg	0.010	0.0015	EPA-8082	ND		1
PCB-1248	ND	mg/kg	0.010	0.0021	EPA-8082	ND		1
PCB-1254	ND	mg/kg	0.010	0.0016	EPA-8082	ND		1
PCB-1260	**0.014**	**mg/kg**	**0.010**	**0.0018**	**EPA-8082**	ND		1
Total PCB's (Summation)	**0.014**	**mg/kg**	**0.010**	**0.0050**	**EPA-8082**	ND		1
Decachlorobiphenyl (Surrogate)	16.7	%	40 - 120 (LCL - UCL)		EPA-8082		S09	1

DCN	Method	Prep Date	Run Date/Time	Analyst	Instrument	Dilution	QC Batch ID	Prep Method
1	EPA-8082	03/17/23 19:05	03/20/23 15:48	HKS	GC-14	1.014	B162415	EPA 3550B

DCN = Data Continuation Number

The results in this report apply to the samples analyzed in accordance with the chain of custody document. This analytical report must be reproduced in its entirety.
All results listed in this report are for the exclusive use of the submitting party. Pace Analytical assumes no responsibility for report alteration, separation, detachment or third party interpretation.

ATLAS - Modesto 1117 Lone Palm Avenue Modesto, CA 95351	**Reported:** 03/28/2023 14:18 Project: KJMS Project Number: [none] Project Manager: Jeanne Homsey

Total Concentrations (TTLC)

BCL Sample ID: 2305190-01 | **Client Sample Name:** KJMS-1, 3/13/2023 11:00:00AM, ALEX FLORES/ JIM KUDERT

Constituent	Result	Units	PQL	MDL	Method	MB Bias	Lab Quals	DCN
Lead	**4.8**	**mg/kg**	**2.5**	**0.41**	**EPA-6010B**	ND		1

DCN	Method	Prep Date	Run Date/Time	Analyst	Instrument	Dilution	QC Batch ID	Prep Method
1	EPA-6010B	03/17/23 07:40	03/20/23 15:26	JCC	PE-OP4	0.943	B162103	EPA 3050B

DCN = Data Continuation Number

The results in this report apply to the samples analyzed in accordance with the chain of custody document. This analytical report must be reproduced in its entirety.
All results listed in this report are for the exclusive use of the submitting party. Pace Analytical assumes no responsibility for report alteration, separation, detachment or third party interpretation.

ATLAS - Modesto 1117 Lone Palm Avenue Modesto, CA 95351	**Reported:** 03/28/2023 14:18 Project: KJMS Project Number: [none] Project Manager: Jeanne Homsey

PCB Analysis (EPA Method 8082)

BCL Sample ID: 2305190-02 | **Client Sample Name:** KJMS-2, 3/13/2023 11:10:00AM

Constituent	Result	Units	PQL	MDL	Method	MB Bias	Lab Quals	DCN
PCB-1016	ND	mg/kg	0.010	0.0023	EPA-8082	ND		1
PCB-1221	ND	mg/kg	0.010	0.0033	EPA-8082	ND		1
PCB-1232	ND	mg/kg	0.010	0.0026	EPA-8082	ND		1
PCB-1242	ND	mg/kg	0.010	0.0015	EPA-8082	ND		1
PCB-1248	ND	mg/kg	0.010	0.0021	EPA-8082	ND		1
PCB-1254	ND	mg/kg	0.010	0.0016	EPA-8082	ND		1
PCB-1260	ND	mg/kg	0.010	0.0018	EPA-8082	ND		1
Total PCB's (Summation)	ND	mg/kg	0.010	0.0050	EPA-8082	ND		1
Decachlorobiphenyl (Surrogate)	21.7	%	40 - 120 (LCL - UCL)		EPA-8082		S09	1

DCN	Method	Prep Date	Run Date/Time	Analyst	Instrument	Dilution	QC Batch ID	Prep Method
1	EPA-8082	03/17/23 19:05	03/20/23 15:59	HKS	GC-14	1.003	B162415	EPA 3550B

DCN = Data Continuation Number

The results in this report apply to the samples analyzed in accordance with the chain of custody document. This analytical report must be reproduced in its entirety.
All results listed in this report are for the exclusive use of the submitting party. Pace Analytical assumes no responsibility for report alteration, separation, detachment or third party interpretation.

ATLAS - Modesto 1117 Lone Palm Avenue Modesto, CA 95351	**Reported:** 03/28/2023 14:18 Project: KJMS Project Number: [none] Project Manager: Jeanne Homsey

Total Concentrations (TTLC)

BCL Sample ID: 2305190-02 | **Client Sample Name:** KJMS-2, 3/13/2023 11:10:00AM

Constituent	Result	Units	PQL	MDL	Method	MB Bias	Lab Quals	DCN
Lead	**7.1**	**mg/kg**	**2.5**	**0.41**	**EPA-6010B**	ND		1

DCN	Method	Prep Date	Run Date/Time	Analyst	Instrument	Dilution	QC Batch ID	Prep Method
1	EPA-6010B	03/17/23 07:40	03/20/23 15:30	JCC	PE-OP4	0.952	B162103	EPA 3050B

DCN = Data Continuation Number

The results in this report apply to the samples analyzed in accordance with the chain of custody document. This analytical report must be reproduced in its entirety.
All results listed in this report are for the exclusive use of the submitting party. Pace Analytical assumes no responsibility for report alteration, separation, detachment or third party interpretation.

ATLAS - Modesto 1117 Lone Palm Avenue Modesto, CA 95351	**Reported:** 03/28/2023 14:18 Project: KJMS Project Number: [none] Project Manager: Jeanne Homsey

PCB Analysis (EPA Method 8082)

BCL Sample ID: 2305190-03 | **Client Sample Name:** KJMS-3, 3/13/2023 11:20:00AM, ALEX FLORES/ JIM KUDERT

Constituent	Result	Units	PQL	MDL	Method	MB Bias	Lab Quals	DCN
PCB-1016	ND	mg/kg	0.010	0.0023	EPA-8082	ND		1
PCB-1221	ND	mg/kg	0.010	0.0033	EPA-8082	ND		1
PCB-1232	ND	mg/kg	0.010	0.0026	EPA-8082	ND		1
PCB-1242	ND	mg/kg	0.010	0.0015	EPA-8082	ND		1
PCB-1248	ND	mg/kg	0.010	0.0021	EPA-8082	ND		1
PCB-1254	ND	mg/kg	0.010	0.0016	EPA-8082	ND		1
PCB-1260	**0.0027**	**mg/kg**	**0.010**	**0.0018**	**EPA-8082**	ND	**J**	1
Total PCB's (Summation)	ND	mg/kg	0.010	0.0050	EPA-8082	ND		1
Decachlorobiphenyl (Surrogate)	18.3	%	40 - 120 (LCL - UCL)		EPA-8082		S09	1

DCN	Method	Prep Date	Run Date/Time	Analyst	Instrument	Dilution	QC Batch ID	Prep Method
1	EPA-8082	03/17/23 19:05	03/20/23 16:11	HKS	GC-14	1.010	B162415	EPA 3550B

DCN = Data Continuation Number

The results in this report apply to the samples analyzed in accordance with the chain of custody document. This analytical report must be reproduced in its entirety.
All results listed in this report are for the exclusive use of the submitting party. Pace Analytical assumes no responsibility for report alteration, separation, detachment or third party interpretation.

ATLAS - Modesto 1117 Lone Palm Avenue Modesto, CA 95351	**Reported:** 03/28/2023 14:18 Project: KJMS Project Number: [none] Project Manager: Jeanne Homsey

Total Concentrations (TTLC)

BCL Sample ID: 2305190-03 | **Client Sample Name:** KJMS-3, 3/13/2023 11:20:00AM, ALEX FLORES/ JIM KUDERT

Constituent	Result	Units	PQL	MDL	Method	MB Bias	Lab Quals	DCN
Lead	**12**	**mg/kg**	**2.5**	**0.41**	**EPA-6010B**	ND		1

DCN	Method	Prep Date	Run Date/Time	Analyst	Instrument	Dilution	QC Batch ID	Prep Method
1	EPA-6010B	03/17/23 07:40	03/20/23 15:31	JCC	PE-OP4	0.952	B162103	EPA 3050B

DCN = Data Continuation Number

The results in this report apply to the samples analyzed in accordance with the chain of custody document. This analytical report must be reproduced in its entirety.
All results listed in this report are for the exclusive use of the submitting party. Pace Analytical assumes no responsibility for report alteration, separation, detachment or third party interpretation.

ATLAS - Modesto 1117 Lone Palm Avenue Modesto, CA 95351	**Reported:** 03/28/2023 14:18 Project: KJMS Project Number: [none] Project Manager: Jeanne Homsey

PCB Analysis (EPA Method 8082)

BCL Sample ID: 2305190-04 | **Client Sample Name:** KJMS-4, 3/13/2023 11:30:00AM, ALEX FLORES/ JIM KUDERT

Constituent	Result	Units	PQL	MDL	Method	MB Bias	Lab Quals	DCN
PCB-1016	ND	mg/kg	0.010	0.0023	EPA-8082	ND		1
PCB-1221	ND	mg/kg	0.010	0.0033	EPA-8082	ND		1
PCB-1232	ND	mg/kg	0.010	0.0026	EPA-8082	ND		1
PCB-1242	ND	mg/kg	0.010	0.0015	EPA-8082	ND		1
PCB-1248	ND	mg/kg	0.010	0.0021	EPA-8082	ND		1
PCB-1254	ND	mg/kg	0.010	0.0016	EPA-8082	ND		1
PCB-1260	ND	mg/kg	0.010	0.0018	EPA-8082	ND		1
Total PCB's (Summation)	ND	mg/kg	0.010	0.0050	EPA-8082	ND		1
Decachlorobiphenyl (Surrogate)	23.3	%	40 - 120 (LCL - UCL)		EPA-8082		S09	1

DCN	Method	Prep Date	Run Date/Time	Analyst	Instrument	Dilution	QC Batch ID	Prep Method
1	EPA-8082	03/17/23 19:05	03/20/23 16:22	HKS	GC-14	0.990	B162415	EPA 3550B

DCN = Data Continuation Number

The results in this report apply to the samples analyzed in accordance with the chain of custody document. This analytical report must be reproduced in its entirety.
All results listed in this report are for the exclusive use of the submitting party. Pace Analytical assumes no responsibility for report alteration, separation, detachment or third party interpretation.

ATLAS - Modesto 1117 Lone Palm Avenue Modesto, CA 95351	**Reported:** 03/28/2023 14:18 Project: KJMS Project Number: [none] Project Manager: Jeanne Homsey

Total Concentrations (TTLC)

BCL Sample ID: 2305190-04 | **Client Sample Name:** KJMS-4, 3/13/2023 11:30:00AM, ALEX FLORES/ JIM KUDERT

Constituent	Result	Units	PQL	MDL	Method	MB Bias	Lab Quals	DCN
Lead	**7.5**	**mg/kg**	**2.5**	**0.41**	**EPA-6010B**	ND		1

DCN	Method	Prep Date	Run Date/Time	Analyst	Instrument	Dilution	QC Batch ID	Prep Method
1	EPA-6010B	03/17/23 07:40	03/20/23 15:32	JCC	PE-OP4	0.935	B162103	EPA 3050B

DCN = Data Continuation Number

The results in this report apply to the samples analyzed in accordance with the chain of custody document. This analytical report must be reproduced in its entirety.
All results listed in this report are for the exclusive use of the submitting party. Pace Analytical assumes no responsibility for report alteration, separation, detachment or third party interpretation.

ATLAS - Modesto 1117 Lone Palm Avenue Modesto, CA 95351	**Reported:** 03/28/2023 14:18 Project: KJMS Project Number: [none] Project Manager: Jeanne Homsey

PCB Analysis (EPA Method 8082)

BCL Sample ID: 2305190-05 | **Client Sample Name:** KJMS-5, 3/13/2023 12:00:00PM, ALEX FLORES/ JIM KUDERT

Constituent	Result	Units	PQL	MDL	Method	MB Bias	Lab Quals	DCN
PCB-1016	ND	mg/kg	0.010	0.0023	EPA-8082	ND		1
PCB-1221	ND	mg/kg	0.010	0.0033	EPA-8082	ND		1
PCB-1232	ND	mg/kg	0.010	0.0026	EPA-8082	ND		1
PCB-1242	ND	mg/kg	0.010	0.0015	EPA-8082	ND		1
PCB-1248	ND	mg/kg	0.010	0.0021	EPA-8082	ND		1
PCB-1254	ND	mg/kg	0.010	0.0016	EPA-8082	ND		1
PCB-1260	ND	mg/kg	0.010	0.0018	EPA-8082	ND		1
Total PCB's (Summation)	ND	mg/kg	0.010	0.0050	EPA-8082	ND		1
Decachlorobiphenyl (Surrogate)	33.3	%	40 - 120 (LCL - UCL)		EPA-8082		S09	1

DCN	Method	Prep Date	Run Date/Time	Analyst	Instrument	Dilution	QC Batch ID	Prep Method
1	EPA-8082	03/17/23 19:05	03/20/23 16:34	HKS	GC-14	0.990	B162415	EPA 3550B

DCN = Data Continuation Number

The results in this report apply to the samples analyzed in accordance with the chain of custody document. This analytical report must be reproduced in its entirety.
All results listed in this report are for the exclusive use of the submitting party. Pace Analytical assumes no responsibility for report alteration, separation, detachment or third party interpretation.

ATLAS - Modesto 1117 Lone Palm Avenue Modesto, CA 95351	**Reported:** 03/28/2023 14:18 Project: KJMS Project Number: [none] Project Manager: Jeanne Homsey

Total Concentrations (TTLC)

BCL Sample ID: 2305190-05 | **Client Sample Name:** KJMS-5, 3/13/2023 12:00:00PM, ALEX FLORES/ JIM KUDERT

Constituent	Result	Units	PQL	MDL	Method	MB Bias	Lab Quals	DCN
Lead	**5.6**	**mg/kg**	**2.5**	**0.41**	**EPA-6010B**	ND		1

DCN	Method	Prep Date	Run Date/Time	Analyst	Instrument	Dilution	QC Batch ID	Prep Method
1	EPA-6010B	03/17/23 07:40	03/20/23 15:34	JCC	PE-OP4	1	B162103	EPA 3050B

DCN = Data Continuation Number

The results in this report apply to the samples analyzed in accordance with the chain of custody document. This analytical report must be reproduced in its entirety.
All results listed in this report are for the exclusive use of the submitting party. Pace Analytical assumes no responsibility for report alteration, separation, detachment or third party interpretation.

ATLAS - Modesto 1117 Lone Palm Avenue Modesto, CA 95351	**Reported:** 03/28/2023 14:18 Project: KJMS Project Number: [none] Project Manager: Jeanne Homsey

PCB Analysis (EPA Method 8082)

BCL Sample ID: 2305190-06 | **Client Sample Name:** KJMS-6, 3/13/2023 12:10:00PM, ALEX FLORES/ JIM KUDERT

Constituent	Result	Units	PQL	MDL	Method	MB Bias	Lab Quals	DCN
PCB-1016	ND	mg/kg	0.010	0.0023	EPA-8082	ND		1
PCB-1221	ND	mg/kg	0.010	0.0033	EPA-8082	ND		1
PCB-1232	ND	mg/kg	0.010	0.0026	EPA-8082	ND		1
PCB-1242	ND	mg/kg	0.010	0.0015	EPA-8082	ND		1
PCB-1248	ND	mg/kg	0.010	0.0021	EPA-8082	ND		1
PCB-1254	ND	mg/kg	0.010	0.0016	EPA-8082	ND		1
PCB-1260	**0.0023**	**mg/kg**	**0.010**	**0.0018**	**EPA-8082**	ND	**J**	1
Total PCB's (Summation)	ND	mg/kg	0.010	0.0050	EPA-8082	ND		1
Decachlorobiphenyl (Surrogate)	23.3	%	40 - 120 (LCL - UCL)		EPA-8082		S09	1

DCN	Method	Prep Date	Run Date/Time	Analyst	Instrument	Dilution	QC Batch ID	Prep Method
1	EPA-8082	03/17/23 19:05	03/20/23 16:45	HKS	GC-14	0.987	B162415	EPA 3550B

DCN = Data Continuation Number

The results in this report apply to the samples analyzed in accordance with the chain of custody document. This analytical report must be reproduced in its entirety.
All results listed in this report are for the exclusive use of the submitting party. Pace Analytical assumes no responsibility for report alteration, separation, detachment or third party interpretation.

ATLAS - Modesto 1117 Lone Palm Avenue Modesto, CA 95351	**Reported:** 03/28/2023 14:18 Project: KJMS Project Number: [none] Project Manager: Jeanne Homsey

Total Concentrations (TTLC)

BCL Sample ID: 2305190-06 | **Client Sample Name:** KJMS-6, 3/13/2023 12:10:00PM, ALEX FLORES/ JIM KUDERT

Constituent	Result	Units	PQL	MDL	Method	MB Bias	Lab Quals	DCN
Lead	**5.1**	**mg/kg**	**2.5**	**0.41**	**EPA-6010B**	ND		1

DCN	Method	Prep Date	Run Date/Time	Analyst	Instrument	Dilution	QC Batch ID	Prep Method
1	EPA-6010B	03/17/23 07:40	03/20/23 15:35	JCC	PE-OP4	0.962	B162103	EPA 3050B

DCN = Data Continuation Number

The results in this report apply to the samples analyzed in accordance with the chain of custody document. This analytical report must be reproduced in its entirety.
All results listed in this report are for the exclusive use of the submitting party. Pace Analytical assumes no responsibility for report alteration, separation, detachment or third party interpretation.

ATLAS - Modesto 1117 Lone Palm Avenue Modesto, CA 95351	**Reported:** 03/28/2023 14:18 Project: KJMS Project Number: [none] Project Manager: Jeanne Homsey

PCB Analysis (EPA Method 8082)

BCL Sample ID: 2305190-07 | **Client Sample Name:** KJMS-7, 3/13/2023 12:20:00PM, ALEX FLORES/ JIM KUDERT

Constituent	Result	Units	PQL	MDL	Method	MB Bias	Lab Quals	DCN
PCB-1016	ND	mg/kg	0.010	0.0023	EPA-8082	ND		1
PCB-1221	ND	mg/kg	0.010	0.0033	EPA-8082	ND		1
PCB-1232	ND	mg/kg	0.010	0.0026	EPA-8082	ND		1
PCB-1242	ND	mg/kg	0.010	0.0015	EPA-8082	ND		1
PCB-1248	ND	mg/kg	0.010	0.0021	EPA-8082	ND		1
PCB-1254	ND	mg/kg	0.010	0.0016	EPA-8082	ND		1
PCB-1260	ND	mg/kg	0.010	0.0018	EPA-8082	ND		1
Total PCB's (Summation)	ND	mg/kg	0.010	0.0050	EPA-8082	ND		1
Decachlorobiphenyl (Surrogate)	31.7	%	40 - 120 (LCL - UCL)		EPA-8082		S09	1

DCN	Method	Prep Date	Run Date/Time	Analyst	Instrument	Dilution	QC Batch ID	Prep Method
1	EPA-8082	03/17/23 19:05	03/20/23 17:31	HKS	GC-14	1.003	B162415	EPA 3550B

DCN = Data Continuation Number

The results in this report apply to the samples analyzed in accordance with the chain of custody document. This analytical report must be reproduced in its entirety.
All results listed in this report are for the exclusive use of the submitting party. Pace Analytical assumes no responsibility for report alteration, separation, detachment or third party interpretation.

ATLAS - Modesto 1117 Lone Palm Avenue Modesto, CA 95351	**Reported:** 03/28/2023 14:18 Project: KJMS Project Number: [none] Project Manager: Jeanne Homsey

Total Concentrations (TTLC)

BCL Sample ID: 2305190-07 | **Client Sample Name:** KJMS-7, 3/13/2023 12:20:00PM, ALEX FLORES/ JIM KUDERT

Constituent	Result	Units	PQL	MDL	Method	MB Bias	Lab Quals	DCN
Lead	**5.3**	**mg/kg**	**2.5**	**0.41**	**EPA-6010B**	ND		1

DCN	Method	Prep Date	Run Date/Time	Analyst	Instrument	Dilution	QC Batch ID	Prep Method
1	EPA-6010B	03/17/23 07:40	03/20/23 15:36	JCC	PE-OP4	0.962	B162103	EPA 3050B

DCN = Data Continuation Number

The results in this report apply to the samples analyzed in accordance with the chain of custody document. This analytical report must be reproduced in its entirety.
All results listed in this report are for the exclusive use of the submitting party. Pace Analytical assumes no responsibility for report alteration, separation, detachment or third party interpretation.

ATLAS - Modesto 1117 Lone Palm Avenue Modesto, CA 95351	**Reported:** 03/28/2023 14:18 Project: KJMS Project Number: [none] Project Manager: Jeanne Homsey

PCB Analysis (EPA Method 8082)

BCL Sample ID: 2305190-08 | **Client Sample Name:** KJMS-8, 3/13/2023 12:30:00PM, ALEX FLORES/ JIM KUDERT

Constituent	Result	Units	PQL	MDL	Method	MB Bias	Lab Quals	DCN
PCB-1016	ND	mg/kg	0.010	0.0023	EPA-8082	ND		1
PCB-1221	ND	mg/kg	0.010	0.0033	EPA-8082	ND		1
PCB-1232	ND	mg/kg	0.010	0.0026	EPA-8082	ND		1
PCB-1242	ND	mg/kg	0.010	0.0015	EPA-8082	ND		1
PCB-1248	ND	mg/kg	0.010	0.0021	EPA-8082	ND		1
PCB-1254	ND	mg/kg	0.010	0.0016	EPA-8082	ND		1
PCB-1260	ND	mg/kg	0.010	0.0018	EPA-8082	ND		1
Total PCB's (Summation)	ND	mg/kg	0.010	0.0050	EPA-8082	ND		1
Decachlorobiphenyl (Surrogate)	11.7	%	40 - 120 (LCL - UCL)		EPA-8082		S09	1

DCN	Method	Prep Date	Run Date/Time	Analyst	Instrument	Dilution	QC Batch ID	Prep Method
1	EPA-8082	03/17/23 19:05	03/20/23 17:42	HKS	GC-14	1.007	B162415	EPA 3550B

DCN = Data Continuation Number

The results in this report apply to the samples analyzed in accordance with the chain of custody document. This analytical report must be reproduced in its entirety.
All results listed in this report are for the exclusive use of the submitting party. Pace Analytical assumes no responsibility for report alteration, separation, detachment or third party interpretation.

ATLAS - Modesto 1117 Lone Palm Avenue Modesto, CA 95351	**Reported:** 03/28/2023 14:18 Project: KJMS Project Number: [none] Project Manager: Jeanne Homsey

Total Concentrations (TTLC)

BCL Sample ID: 2305190-08 | **Client Sample Name:** KJMS-8, 3/13/2023 12:30:00PM, ALEX FLORES/ JIM KUDERT

Constituent	Result	Units	PQL	MDL	Method	MB Bias	Lab Quals	DCN
Lead	**3.6**	**mg/kg**	**2.5**	**0.41**	**EPA-6010B**	ND		1

DCN	Method	Prep Date	Run Date/Time	Analyst	Instrument	Dilution	QC Batch ID	Prep Method
1	EPA-6010B	03/17/23 07:40	03/20/23 15:37	JCC	PE-OP4	0.926	B162103	EPA 3050B

DCN = Data Continuation Number

The results in this report apply to the samples analyzed in accordance with the chain of custody document. This analytical report must be reproduced in its entirety.
All results listed in this report are for the exclusive use of the submitting party. Pace Analytical assumes no responsibility for report alteration, separation, detachment or third party interpretation.

ATLAS - Modesto 1117 Lone Palm Avenue Modesto, CA 95351	**Reported:** 03/28/2023 14:18 Project: KJMS Project Number: [none] Project Manager: Jeanne Homsey

PCB Analysis (EPA Method 8082)

BCL Sample ID: 2305190-09 | **Client Sample Name:** KJMS-9, 3/13/2023 12:40:00PM, ALEX FLORES/ JIM KUDERT

Constituent	Result	Units	PQL	MDL	Method	MB Bias	Lab Quals	DCN
PCB-1016	ND	mg/kg	0.010	0.0023	EPA-8082	ND		1
PCB-1221	ND	mg/kg	0.010	0.0033	EPA-8082	ND		1
PCB-1232	ND	mg/kg	0.010	0.0026	EPA-8082	ND		1
PCB-1242	ND	mg/kg	0.010	0.0015	EPA-8082	ND		1
PCB-1248	ND	mg/kg	0.010	0.0021	EPA-8082	ND		1
PCB-1254	ND	mg/kg	0.010	0.0016	EPA-8082	ND		1
PCB-1260	ND	mg/kg	0.010	0.0018	EPA-8082	ND		1
Total PCB's (Summation)	ND	mg/kg	0.010	0.0050	EPA-8082	ND		1
Decachlorobiphenyl (Surrogate)	51.7	%	40 - 120 (LCL - UCL)		EPA-8082			1

DCN	Method	Prep Date	Run Date/Time	Analyst	Instrument	Dilution	QC Batch ID	Prep Method
1	EPA-8082	03/17/23 19:05	03/20/23 17:53	HKS	GC-14	0.997	B162415	EPA 3550B

DCN = Data Continuation Number

The results in this report apply to the samples analyzed in accordance with the chain of custody document. This analytical report must be reproduced in its entirety.
All results listed in this report are for the exclusive use of the submitting party. Pace Analytical assumes no responsibility for report alteration, separation, detachment or third party interpretation.

ATLAS - Modesto 1117 Lone Palm Avenue Modesto, CA 95351	**Reported:** 03/28/2023 14:18 Project: KJMS Project Number: [none] Project Manager: Jeanne Homsey

Total Concentrations (TTLC)

BCL Sample ID: 2305190-09 | **Client Sample Name:** KJMS-9, 3/13/2023 12:40:00PM, ALEX FLORES/ JIM KUDERT

Constituent	Result	Units	PQL	MDL	Method	MB Bias	Lab Quals	DCN
Lead	**27**	**mg/kg**	**2.5**	**0.41**	**EPA-6010B**	ND		1

DCN	Method	Prep Date	Run Date/Time	Analyst	Instrument	Dilution	QC Batch ID	Prep Method
1	EPA-6010B	03/17/23 07:40	03/20/23 15:39	JCC	PE-OP4	1	B162103	EPA 3050B

DCN = Data Continuation Number

The results in this report apply to the samples analyzed in accordance with the chain of custody document. This analytical report must be reproduced in its entirety.
All results listed in this report are for the exclusive use of the submitting party. Pace Analytical assumes no responsibility for report alteration, separation, detachment or third party interpretation.

ATLAS - Modesto 1117 Lone Palm Avenue Modesto, CA 95351	**Reported:** 03/28/2023 14:18 Project: KJMS Project Number: [none] Project Manager: Jeanne Homsey

PCB Analysis (EPA Method 8082)

BCL Sample ID: 2305190-10 | **Client Sample Name:** KJMS-10, 3/13/2023 12:50:00PM, ALEX FLORES/ JIM KUDERT

Constituent	Result	Units	PQL	MDL	Method	MB Bias	Lab Quals	DCN
PCB-1016	ND	mg/kg	0.010	0.0023	EPA-8082	ND		1
PCB-1221	ND	mg/kg	0.010	0.0033	EPA-8082	ND		1
PCB-1232	ND	mg/kg	0.010	0.0026	EPA-8082	ND		1
PCB-1242	ND	mg/kg	0.010	0.0015	EPA-8082	ND		1
PCB-1248	ND	mg/kg	0.010	0.0021	EPA-8082	ND		1
PCB-1254	ND	mg/kg	0.010	0.0016	EPA-8082	ND		1
PCB-1260	ND	mg/kg	0.010	0.0018	EPA-8082	ND		1
Total PCB's (Summation)	ND	mg/kg	0.010	0.0050	EPA-8082	ND		1
Decachlorobiphenyl (Surrogate)	21.7	%	40 - 120 (LCL - UCL)		EPA-8082		S09	1

DCN	Method	Prep Date	Run Date/Time	Analyst	Instrument	Dilution	QC Batch ID	Prep Method
1	EPA-8082	03/17/23 19:05	03/20/23 18:05	HKS	GC-14	1.017	B162415	EPA 3550B

DCN = Data Continuation Number

The results in this report apply to the samples analyzed in accordance with the chain of custody document. This analytical report must be reproduced in its entirety.
All results listed in this report are for the exclusive use of the submitting party. Pace Analytical assumes no responsibility for report alteration, separation, detachment or third party interpretation.

ATLAS - Modesto 1117 Lone Palm Avenue Modesto, CA 95351	**Reported:** 03/28/2023 14:18 Project: KJMS Project Number: [none] Project Manager: Jeanne Homsey

Total Concentrations (TTLC)

BCL Sample ID: 2305190-10 | **Client Sample Name:** KJMS-10, 3/13/2023 12:50:00PM, ALEX FLORES/ JIM KUDERT

Constituent	Result	Units	PQL	MDL	Method	MB Bias	Lab Quals	DCN
Lead	**9.4**	**mg/kg**	**2.5**	**0.41**	**EPA-6010B**	ND		1

DCN	Method	Prep Date	Run Date/Time	Analyst	Instrument	Dilution	QC Batch ID	Prep Method
1	EPA-6010B	03/17/23 07:40	03/20/23 15:43	JCC	PE-OP4	0.980	B162103	EPA 3050B

DCN = Data Continuation Number

The results in this report apply to the samples analyzed in accordance with the chain of custody document. This analytical report must be reproduced in its entirety.
All results listed in this report are for the exclusive use of the submitting party. Pace Analytical assumes no responsibility for report alteration, separation, detachment or third party interpretation.

ATLAS - Modesto 1117 Lone Palm Avenue Modesto, CA 95351	**Reported:** 03/28/2023 14:18 Project: KJMS Project Number: [none] Project Manager: Jeanne Homsey

PCB Analysis (EPA Method 8082)

BCL Sample ID: 2305190-11 | **Client Sample Name:** KJMS-11, 3/13/2023 2:30:00PM, ALEX FLORES/ JIM KUDERT

Constituent	Result	Units	PQL	MDL	Method	MB Bias	Lab Quals	DCN
PCB-1016	ND	mg/kg	0.010	0.0023	EPA-8082	ND		1
PCB-1221	ND	mg/kg	0.010	0.0033	EPA-8082	ND		1
PCB-1232	ND	mg/kg	0.010	0.0026	EPA-8082	ND		1
PCB-1242	ND	mg/kg	0.010	0.0015	EPA-8082	ND		1
PCB-1248	ND	mg/kg	0.010	0.0021	EPA-8082	ND		1
PCB-1254	ND	mg/kg	0.010	0.0016	EPA-8082	ND		1
PCB-1260	**0.0086**	**mg/kg**	**0.010**	**0.0018**	**EPA-8082**	ND	**J**	1
Total PCB's (Summation)	**0.0086**	**mg/kg**	**0.010**	**0.0050**	**EPA-8082**	ND	**J**	1
Decachlorobiphenyl (Surrogate)	26.7	%	40 - 120 (LCL - UCL)		EPA-8082		S09	1

DCN	Method	Prep Date	Run Date/Time	Analyst	Instrument	Dilution	QC Batch ID	Prep Method
1	EPA-8082	03/17/23 19:05	03/20/23 18:16	HKS	GC-14	0.987	B162415	EPA 3550B

DCN = Data Continuation Number

The results in this report apply to the samples analyzed in accordance with the chain of custody document. This analytical report must be reproduced in its entirety.
All results listed in this report are for the exclusive use of the submitting party. Pace Analytical assumes no responsibility for report alteration, separation, detachment or third party interpretation.

ATLAS - Modesto 1117 Lone Palm Avenue Modesto, CA 95351	**Reported:** 03/28/2023 14:18 Project: KJMS Project Number: [none] Project Manager: Jeanne Homsey

Total Concentrations (TTLC)

BCL Sample ID: 2305190-11 | **Client Sample Name:** KJMS-11, 3/13/2023 2:30:00PM, ALEX FLORES/ JIM KUDERT

Constituent	Result	Units	PQL	MDL	Method	MB Bias	Lab Quals	DCN
Lead	**4.1**	**mg/kg**	**2.5**	**0.41**	**EPA-6010B**	ND		1

DCN	Method	Prep Date	Run Date/Time	Analyst	Instrument	Dilution	QC Batch ID	Prep Method
1	EPA-6010B	03/17/23 07:40	03/20/23 15:18	JCC	PE-OP4	1	B162103	EPA 3050B

DCN = Data Continuation Number

The results in this report apply to the samples analyzed in accordance with the chain of custody document. This analytical report must be reproduced in its entirety.
All results listed in this report are for the exclusive use of the submitting party. Pace Analytical assumes no responsibility for report alteration, separation, detachment or third party interpretation.

ATLAS - Modesto 1117 Lone Palm Avenue Modesto, CA 95351	**Reported:** 03/28/2023 14:18 Project: KJMS Project Number: [none] Project Manager: Jeanne Homsey

PCB Analysis (EPA Method 8082)

BCL Sample ID: 2305190-12 | **Client Sample Name:** KJMS-12, 3/13/2023 2:40:00PM, ALEX FLORES/ JIM KUDERT

Constituent	Result	Units	PQL	MDL	Method	MB Bias	Lab Quals	DCN
PCB-1016	ND	mg/kg	0.010	0.0023	EPA-8082	ND		1
PCB-1221	ND	mg/kg	0.010	0.0033	EPA-8082	ND		1
PCB-1232	ND	mg/kg	0.010	0.0026	EPA-8082	ND		1
PCB-1242	ND	mg/kg	0.010	0.0015	EPA-8082	ND		1
PCB-1248	ND	mg/kg	0.010	0.0021	EPA-8082	ND		1
PCB-1254	ND	mg/kg	0.010	0.0016	EPA-8082	ND		1
PCB-1260	ND	mg/kg	0.010	0.0018	EPA-8082	ND		1
Total PCB's (Summation)	ND	mg/kg	0.010	0.0050	EPA-8082	ND		1
Decachlorobiphenyl (Surrogate)	30.0	%	40 - 120 (LCL - UCL)		EPA-8082		S09	1

DCN	Method	Prep Date	Run Date/Time	Analyst	Instrument	Dilution	QC Batch ID	Prep Method
1	EPA-8082	03/17/23 19:05	03/20/23 18:28	HKS	GC-14	1.010	B162415	EPA 3550B

DCN = Data Continuation Number

The results in this report apply to the samples analyzed in accordance with the chain of custody document. This analytical report must be reproduced in its entirety.
All results listed in this report are for the exclusive use of the submitting party. Pace Analytical assumes no responsibility for report alteration, separation, detachment or third party interpretation.

ATLAS - Modesto 1117 Lone Palm Avenue Modesto, CA 95351	**Reported:** 03/28/2023 14:18 Project: KJMS Project Number: [none] Project Manager: Jeanne Homsey

Total Concentrations (TTLC)

BCL Sample ID: 2305190-12 | **Client Sample Name:** KJMS-12, 3/13/2023 2:40:00PM, ALEX FLORES/ JIM KUDERT

Constituent	Result	Units	PQL	MDL	Method	MB Bias	Lab Quals	DCN
Lead	**16**	**mg/kg**	**2.5**	**0.41**	**EPA-6010B**	ND		1

DCN	Method	Prep Date	Run Date/Time	Analyst	Instrument	Dilution	QC Batch ID	Prep Method
1	EPA-6010B	03/17/23 07:40	03/20/23 15:44	JCC	PE-OP4	0.917	B162103	EPA 3050B

DCN = Data Continuation Number

The results in this report apply to the samples analyzed in accordance with the chain of custody document. This analytical report must be reproduced in its entirety.
All results listed in this report are for the exclusive use of the submitting party. Pace Analytical assumes no responsibility for report alteration, separation, detachment or third party interpretation.

ATLAS - Modesto 1117 Lone Palm Avenue Modesto, CA 95351	**Reported:** 03/28/2023 14:18 Project: KJMS Project Number: [none] Project Manager: Jeanne Homsey

PCB Analysis (EPA Method 8082)

BCL Sample ID: 2305190-13 | **Client Sample Name:** KJMS-13, 3/13/2023 2:50:00PM, ALEX FLORES/ JIM KUDERT

Constituent	Result	Units	PQL	MDL	Method	MB Bias	Lab Quals	DCN
PCB-1016	ND	mg/kg	0.010	0.0023	EPA-8082	ND		1
PCB-1221	ND	mg/kg	0.010	0.0033	EPA-8082	ND		1
PCB-1232	ND	mg/kg	0.010	0.0026	EPA-8082	ND		1
PCB-1242	ND	mg/kg	0.010	0.0015	EPA-8082	ND		1
PCB-1248	ND	mg/kg	0.010	0.0021	EPA-8082	ND		1
PCB-1254	ND	mg/kg	0.010	0.0016	EPA-8082	ND		1
PCB-1260	ND	mg/kg	0.010	0.0018	EPA-8082	ND		1
Total PCB's (Summation)	ND	mg/kg	0.010	0.0050	EPA-8082	ND		1
Decachlorobiphenyl (Surrogate)	23.3	%	40 - 120 (LCL - UCL)		EPA-8082		S09	1

DCN	Method	Prep Date	Run Date/Time	Analyst	Instrument	Dilution	QC Batch ID	Prep Method
1	EPA-8082	03/17/23 19:05	03/20/23 18:39	HKS	GC-14	0.993	B162415	EPA 3550B

DCN = Data Continuation Number

The results in this report apply to the samples analyzed in accordance with the chain of custody document. This analytical report must be reproduced in its entirety.
All results listed in this report are for the exclusive use of the submitting party. Pace Analytical assumes no responsibility for report alteration, separation, detachment or third party interpretation.

ATLAS - Modesto 1117 Lone Palm Avenue Modesto, CA 95351	**Reported:** 03/28/2023 14:18 Project: KJMS Project Number: [none] Project Manager: Jeanne Homsey

Total Concentrations (TTLC)

BCL Sample ID: 2305190-13 | **Client Sample Name:** KJMS-13, 3/13/2023 2:50:00PM, ALEX FLORES/ JIM KUDERT

Constituent	Result	Units	PQL	MDL	Method	MB Bias	Lab Quals	DCN
Lead	**4.8**	**mg/kg**	**2.5**	**0.41**	**EPA-6010B**	ND		1

DCN	Method	Prep Date	Run Date/Time	Analyst	Instrument	Dilution	QC Batch ID	Prep Method
1	EPA-6010B	03/17/23 07:40	03/20/23 15:45	JCC	PE-OP4	0.926	B162103	EPA 3050B

DCN = Data Continuation Number

The results in this report apply to the samples analyzed in accordance with the chain of custody document. This analytical report must be reproduced in its entirety.
All results listed in this report are for the exclusive use of the submitting party. Pace Analytical assumes no responsibility for report alteration, separation, detachment or third party interpretation.

ATLAS - Modesto 1117 Lone Palm Avenue Modesto, CA 95351	**Reported:** 03/28/2023 14:18 Project: KJMS Project Number: [none] Project Manager: Jeanne Homsey

PCB Analysis (EPA Method 8082)

BCL Sample ID: 2305190-14 | **Client Sample Name:** KJMS-14, 3/13/2023 3:00:00PM, ALEX FLORES/ JIM KUDERT

Constituent	Result	Units	PQL	MDL	Method	MB Bias	Lab Quals	DCN
PCB-1016	ND	mg/kg	0.010	0.0023	EPA-8082	ND		1
PCB-1221	ND	mg/kg	0.010	0.0033	EPA-8082	ND		1
PCB-1232	ND	mg/kg	0.010	0.0026	EPA-8082	ND		1
PCB-1242	ND	mg/kg	0.010	0.0015	EPA-8082	ND		1
PCB-1248	ND	mg/kg	0.010	0.0021	EPA-8082	ND		1
PCB-1254	ND	mg/kg	0.010	0.0016	EPA-8082	ND		1
PCB-1260	ND	mg/kg	0.010	0.0018	EPA-8082	ND		1
Total PCB's (Summation)	ND	mg/kg	0.010	0.0050	EPA-8082	ND		1
Decachlorobiphenyl (Surrogate)	16.7	%	40 - 120 (LCL - UCL)		EPA-8082		S09	1

DCN	Method	Prep Date	Run Date/Time	Analyst	Instrument	Dilution	QC Batch ID	Prep Method
1	EPA-8082	03/17/23 19:05	03/20/23 18:50	HKS	GC-14	1.003	B162415	EPA 3550B

DCN = Data Continuation Number

The results in this report apply to the samples analyzed in accordance with the chain of custody document. This analytical report must be reproduced in its entirety.
All results listed in this report are for the exclusive use of the submitting party. Pace Analytical assumes no responsibility for report alteration, separation, detachment or third party interpretation.

ATLAS - Modesto 1117 Lone Palm Avenue Modesto, CA 95351	**Reported:** 03/28/2023 14:18 Project: KJMS Project Number: [none] Project Manager: Jeanne Homsey

Total Concentrations (TTLC)

BCL Sample ID: 2305190-14 | **Client Sample Name:** KJMS-14, 3/13/2023 3:00:00PM, ALEX FLORES/ JIM KUDERT

Constituent	Result	Units	PQL	MDL	Method	MB Bias	Lab Quals	DCN
Lead	**3.9**	**mg/kg**	**2.5**	**0.41**	**EPA-6010B**	ND		1

DCN	Method	Prep Date	Run Date/Time	Analyst	Instrument	Dilution	QC Batch ID	Prep Method
1	EPA-6010B	03/17/23 07:40	03/20/23 15:46	JCC	PE-OP4	0.909	B162103	EPA 3050B

DCN = Data Continuation Number

The results in this report apply to the samples analyzed in accordance with the chain of custody document. This analytical report must be reproduced in its entirety.
All results listed in this report are for the exclusive use of the submitting party. Pace Analytical assumes no responsibility for report alteration, separation, detachment or third party interpretation.

ATLAS - Modesto 1117 Lone Palm Avenue Modesto, CA 95351	**Reported:** 03/28/2023 14:18 Project: KJMS Project Number: [none] Project Manager: Jeanne Homsey

PCB Analysis (EPA Method 8082)

BCL Sample ID: 2305190-15 | **Client Sample Name:** KJMS-15, 3/13/2023 3:15:00PM, ALEX FLORES/ JIM KUDERT

Constituent	Result	Units	PQL	MDL	Method	MB Bias	Lab Quals	DCN
PCB-1016	ND	mg/kg	0.010	0.0023	EPA-8082	ND		1
PCB-1221	ND	mg/kg	0.010	0.0033	EPA-8082	ND		1
PCB-1232	ND	mg/kg	0.010	0.0026	EPA-8082	ND		1
PCB-1242	ND	mg/kg	0.010	0.0015	EPA-8082	ND		1
PCB-1248	ND	mg/kg	0.010	0.0021	EPA-8082	ND		1
PCB-1254	ND	mg/kg	0.010	0.0016	EPA-8082	ND		1
PCB-1260	ND	mg/kg	0.010	0.0018	EPA-8082	ND		1
Total PCB's (Summation)	ND	mg/kg	0.010	0.0050	EPA-8082	ND		1
Decachlorobiphenyl (Surrogate)	40.0	%	40 - 120 (LCL - UCL)		EPA-8082			1

DCN	Method	Prep Date	Run Date/Time	Analyst	Instrument	Dilution	QC Batch ID	Prep Method
1	EPA-8082	03/17/23 19:05	03/20/23 19:02	HKS	GC-14	0.990	B162415	EPA 3550B

DCN = Data Continuation Number

The results in this report apply to the samples analyzed in accordance with the chain of custody document. This analytical report must be reproduced in its entirety.
All results listed in this report are for the exclusive use of the submitting party. Pace Analytical assumes no responsibility for report alteration, separation, detachment or third party interpretation.

ATLAS - Modesto 1117 Lone Palm Avenue Modesto, CA 95351	**Reported:** 03/28/2023 14:18 Project: KJMS Project Number: [none] Project Manager: Jeanne Homsey

Total Concentrations (TTLC)

BCL Sample ID: 2305190-15 | **Client Sample Name:** KJMS-15, 3/13/2023 3:15:00PM, ALEX FLORES/ JIM KUDERT

Constituent	Result	Units	PQL	MDL	Method	MB Bias	Lab Quals	DCN
Lead	**6.2**	**mg/kg**	**2.5**	**0.41**	**EPA-6010B**	ND		1

DCN	Method	Prep Date	Run Date/Time	Analyst	Instrument	Dilution	QC Batch ID	Prep Method
1	EPA-6010B	03/17/23 07:40	03/20/23 15:48	JCC	PE-OP4	0.917	B162103	EPA 3050B

DCN = Data Continuation Number

The results in this report apply to the samples analyzed in accordance with the chain of custody document. This analytical report must be reproduced in its entirety.
All results listed in this report are for the exclusive use of the submitting party. Pace Analytical assumes no responsibility for report alteration, separation, detachment or third party interpretation.

ATLAS - Modesto 1117 Lone Palm Avenue Modesto, CA 95351	**Reported:** 03/28/2023 14:18 Project: KJMS Project Number: [none] Project Manager: Jeanne Homsey

PCB Analysis (EPA Method 8082)

BCL Sample ID: 2305190-16 | **Client Sample Name:** KJMS-DUP #1, 3/13/2023 12:00:00AM, ALEX FLORES/ JIM KUDERT

Constituent	Result	Units	PQL	MDL	Method	MB Bias	Lab Quals	DCN
PCB-1016	ND	mg/kg	0.010	0.0023	EPA-8082	ND		1
PCB-1221	ND	mg/kg	0.010	0.0033	EPA-8082	ND		1
PCB-1232	ND	mg/kg	0.010	0.0026	EPA-8082	ND		1
PCB-1242	ND	mg/kg	0.010	0.0015	EPA-8082	ND		1
PCB-1248	ND	mg/kg	0.010	0.0021	EPA-8082	ND		1
PCB-1254	ND	mg/kg	0.010	0.0016	EPA-8082	ND		1
PCB-1260	**0.0027**	**mg/kg**	**0.010**	**0.0018**	**EPA-8082**	ND	**J**	1
Total PCB's (Summation)	ND	mg/kg	0.010	0.0050	EPA-8082	ND		1
Decachlorobiphenyl (Surrogate)	21.7	%	40 - 120 (LCL - UCL)		EPA-8082		S09	1

DCN	Method	Prep Date	Run Date/Time	Analyst	Instrument	Dilution	QC Batch ID	Prep Method
1	EPA-8082	03/17/23 19:05	03/20/23 19:13	HKS	GC-14	1.003	B162415	EPA 3550B

DCN = Data Continuation Number

The results in this report apply to the samples analyzed in accordance with the chain of custody document. This analytical report must be reproduced in its entirety.
All results listed in this report are for the exclusive use of the submitting party. Pace Analytical assumes no responsibility for report alteration, separation, detachment or third party interpretation.

ATLAS - Modesto 1117 Lone Palm Avenue Modesto, CA 95351	**Reported:** 03/28/2023 14:18 Project: KJMS Project Number: [none] Project Manager: Jeanne Homsey

Total Concentrations (TTLC)

BCL Sample ID: 2305190-16 | **Client Sample Name:** KJMS-DUP #1, 3/13/2023 12:00:00AM, ALEX FLORES/ JIM KUDERT

Constituent	Result	Units	PQL	MDL	Method	MB Bias	Lab Quals	DCN
Lead	**6.8**	**mg/kg**	**2.5**	**0.41**	**EPA-6010B**	ND		1

DCN	Method	Prep Date	Run Date/Time	Analyst	Instrument	Dilution	QC Batch ID	Prep Method
1	EPA-6010B	03/17/23 07:40	03/20/23 15:49	JCC	PE-OP4	0.935	B162103	EPA 3050B

DCN = Data Continuation Number

The results in this report apply to the samples analyzed in accordance with the chain of custody document. This analytical report must be reproduced in its entirety.
All results listed in this report are for the exclusive use of the submitting party. Pace Analytical assumes no responsibility for report alteration, separation, detachment or third party interpretation.

ATLAS - Modesto 1117 Lone Palm Avenue Modesto, CA 95351	**Reported:** 03/28/2023 14:18 Project: KJMS Project Number: [none] Project Manager: Jeanne Homsey

PCB Analysis (EPA Method 8082)

Quality Control Report - Method Blank Analysis

Constituent	QC Sample ID	MB Result	Units	PQL	MDL	Lab Quals	Run #
QC Batch ID: B162415							
PCB-1016	B162415-BLK1	ND	mg/kg	0.010	0.0023		1
PCB-1221	B162415-BLK1	ND	mg/kg	0.010	0.0033		1
PCB-1232	B162415-BLK1	ND	mg/kg	0.010	0.0026		1
PCB-1242	B162415-BLK1	ND	mg/kg	0.010	0.0015		1
PCB-1248	B162415-BLK1	ND	mg/kg	0.010	0.0021		1
PCB-1254	B162415-BLK1	ND	mg/kg	0.010	0.0016		1
PCB-1260	B162415-BLK1	ND	mg/kg	0.010	0.0018		1
Total PCB's (Summation)	B162415-BLK1	ND	mg/kg	0.010	0.0050		1
Decachlorobiphenyl (Surrogate)	**B162415-BLK1**	**81.7**	%	**40 - 120 (LCL - UCL)**			1

Run #	QC Sample ID	QC Type	Method	Prep Date	Run Date Time	Analyst	Instrument	Dilution
1	B162415-BLK1	PB	EPA-8082	03/17/23	03/20/23 15:03	HKS	GC-14	1.003

The results in this report apply to the samples analyzed in accordance with the chain of custody document. This analytical report must be reproduced in its entirety.
All results listed in this report are for the exclusive use of the submitting party. Pace Analytical assumes no responsibility for report alteration, separation, detachment or third party interpretation.

ATLAS - Modesto 1117 Lone Palm Avenue Modesto, CA 95351	**Reported:** 03/28/2023 14:18 Project: KJMS Project Number: [none] Project Manager: Jeanne Homsey

PCB Analysis (EPA Method 8082)

Quality Control Report - Laboratory Control Sample

Constituent	QC Sample ID	Type	Result	Spike Level	Units	Percent Recovery	RPD	Control Limits Percent Recovery	Control Limits RPD	Lab Quals	Run #
QC Batch ID: B162415											
PCB-1016	B162415-BS1	LCS	0.080667	0.083333	mg/kg	96.8		60 - 120			1
PCB-1260	B162415-BS1	LCS	0.090333	0.083333	mg/kg	108		60 - 120			1
Decachlorobiphenyl (Surrogate)	B162415-BS1	LCS	0.019667	0.020000	mg/kg	98.3		40 - 120			1

Run #	QC Sample ID	QC Type	Method	Prep Date	Run Date Time	Analyst	Instrument	Dilution
1	B162415-BS1	LCS	EPA-8082	03/17/23	03/20/23 15:14	HKS	GC-14	1

The results in this report apply to the samples analyzed in accordance with the chain of custody document. This analytical report must be reproduced in its entirety.
All results listed in this report are for the exclusive use of the submitting party. Pace Analytical assumes no responsibility for report alteration, separation, detachment or third party interpretation.

ATLAS - Modesto
1117 Lone Palm Avenue
Modesto, CA 95351

Reported: 03/28/2023 14:18
Project: KJMS
Project Number: [none]
Project Manager: Jeanne Homsey

PCB Analysis (EPA Method 8082)

Quality Control Report - Precision & Accuracy

Constituent	Type	Source Sample ID	Source Result	Result	Spike Added	Units	RPD	Percent Recovery	Control Limits RPD	Control Limits Percent Recovery	Lab Quals	R#
QC Batch ID: B162415	Used client sample: Y - Description: KJMS-11, 03/13/2023 14:30											
PCB-1016	MS	**2305190-11**	**ND**	**0.19085**	**0.084746**	**mg/kg**		**225**		**60 - 120**	**Q03**	1
	MSD	**2305190-11**	**ND**	**0.16776**	**0.082237**	**mg/kg**	**12.9**	**204**	**30**	**60 - 120**	**Q03**	2
PCB-1260	MS	**2305190-11**	**0.0085526**	**0.043051**	**0.084746**	**mg/kg**		**40.7**		**60 - 120**	**Q03**	1
	MSD	**2305190-11**	**0.0085526**	**0.035526**	**0.082237**	**mg/kg**	**19.2**	**32.8**	**30**	**60 - 120**	**Q03**	2
Decachlorobiphenyl (Surrogate)	MS	**2305190-11**	**ND**	**0.0081356**	**0.020339**	**mg/kg**		**40.0**		**40 - 120**		1
	MSD	**2305190-11**	**ND**	**0.0046053**	**0.019737**	**mg/kg**	**55.4**	**23.3**		**40 - 120**	**S09**	2

Run #	QC Sample ID	QC Type	Method	Prep Date	Run Date Time	Analyst	Instrument	Dilution
1	B162415-MS1	MS	EPA-8082	03/17/23	03/20/23 15:25	HKS	GC-14	1.017
2	B162415-MSD1	MSD	EPA-8082	03/17/23	03/20/23 15:37	HKS	GC-14	0.987

The results in this report apply to the samples analyzed in accordance with the chain of custody document. This analytical report must be reproduced in its entirety.
All results listed in this report are for the exclusive use of the submitting party. Pace Analytical assumes no responsibility for report alteration, separation, detachment or third party interpretation.

ATLAS - Modesto 1117 Lone Palm Avenue Modesto, CA 95351	**Reported:** 03/28/2023 14:18 Project: KJMS Project Number: [none] Project Manager: Jeanne Homsey

Total Concentrations (TTLC)

Quality Control Report - Method Blank Analysis

Constituent	QC Sample ID	MB Result	Units	PQL	MDL	Lab Quals	Run #
QC Batch ID: B162103							
Lead	B162103-BLK1	ND	mg/kg	2.5	0.41		1

Run #	QC Sample ID	QC Type	Method	Prep Date	Run Date Time	Analyst	Instrument	Dilution
1	B162103-BLK1	PB	EPA-6010B	03/17/23	03/20/23 15:15	JCC	PE-OP4	1

ATLAS - Modesto 1117 Lone Palm Avenue Modesto, CA 95351	**Reported:** 03/28/2023 14:18 Project: KJMS Project Number: [none] Project Manager: Jeanne Homsey

Total Concentrations (TTLC)

Quality Control Report - Laboratory Control Sample

Constituent	QC Sample ID	Type	Result	Spike Level	Units	Percent Recovery	RPD	Control Limits Percent Recovery	Control Limits RPD	Lab Quals	Run #
QC Batch ID: B162103											
Lead	B162103-BS1	LCS	104.68	100.00	mg/kg	105		75 - 125			1

Run #	QC Sample ID	QC Type	Method	Prep Date	Run Date Time	Analyst	Instrument	Dilution
1	B162103-BS1	LCS	EPA-6010B	03/17/23	03/20/23 15:16	JCC	PE-OP4	1

The results in this report apply to the samples analyzed in accordance with the chain of custody document. This analytical report must be reproduced in its entirety.
All results listed in this report are for the exclusive use of the submitting party. Pace Analytical assumes no responsibility for report alteration, separation, detachment or third party interpretation.

ATLAS - Modesto 1117 Lone Palm Avenue Modesto, CA 95351	**Reported:** 03/28/2023 14:18 Project: KJMS Project Number: [none] Project Manager: Jeanne Homsey

Total Concentrations (TTLC)

Quality Control Report - Precision & Accuracy

Constituent	Type	Source Sample ID	Source Result	Result	Spike Added	Units	RPD	Percent Recovery	Control Limits RPD	Control Limits Percent Recovery	Lab Quals	R#
QC Batch ID: B162103	Used client sample: Y - Description: KJMS-11, 03/13/2023 14:30											
Lead	DUP	2305190-11	4.1272	4.1792		mg/kg	1.3		20			1
	MS	2305190-11	4.1272	94.730	100.00	mg/kg		90.6		75 - 125		2
	MSD	2305190-11	4.1272	96.877	100.00	mg/kg	2.2	92.7	20	75 - 125		3

Run #	QC Sample ID	QC Type	Method	Prep Date	Run Date Time	Analyst	Instrument	Dilution
1	B162103-DUP1	DUP	EPA-6010B	03/17/23	03/20/23 15:19	JCC	PE-OP4	1
2	B162103-MS1	MS	EPA-6010B	03/17/23	03/20/23 15:22	JCC	PE-OP4	1
3	B162103-MSD1	MSD	EPA-6010B	03/17/23	03/20/23 15:23	JCC	PE-OP4	1

The results in this report apply to the samples analyzed in accordance with the chain of custody document. This analytical report must be reproduced in its entirety.
All results listed in this report are for the exclusive use of the submitting party. Pace Analytical assumes no responsibility for report alteration, separation, detachment or third party interpretation.

Notes And Definitions

J	Estimated Value (CLP Flag)
MDL	Method Detection Limit
ND	Analyte Not Detected
PQL	Practical Quantitation Limit
Q03	Matrix spike recovery(s) was(were) not within the control limits.
S09	The surrogate recovery for this compound was not within the control limits.

The results in this report apply to the samples analyzed in accordance with the chain of custody document. This analytical report must be reproduced in its entirety.
All results listed in this report are for the exclusive use of the submitting party. Pace Analytical assumes no responsibility for report alteration, separation, detachment or third party interpretation.

Date of Report: 03/28/2023

Jeanne Homsey

ATLAS - Modesto
1117 Lone Palm Avenue
Modesto, CA 95351

Client Project:	Z054000356
BCL Project:	KJMS
BCL Work Order:	2305467
Invoice ID:	B472407

Enclosed are the results of analyses for samples received by the laboratory on 3/17/2023. If you have any questions concerning this report, please feel free to contact me.

Sincerely,

Contact Person: Felicia Johnson
Client Service Rep

Stuart Buttram
Operations Manager

Certifications: CA ELAP #1186; NV #CA00014; OR ELAP #4032-001; AK UST101

The results in this report apply to the samples analyzed in accordance with the chain of custody document. This analytical report must be reproduced in its entirety.
All results listed in this report are for the exclusive use of the submitting party. Pace Analytical assumes no responsibility for report alteration, separation, detachment or third party interpretation.

Table of Contents

Sample Information

Chain of Custody and Cooler Receipt form..... 3
Laboratory / Client Sample Cross Reference..... 7

Sample Results

2305467-01 - KJMS-16
PCB Analysis (EPA Method 8082)..... 9
Total Concentrations (TTLC)..... 10

2305467-02 - KJMS-17
PCB Analysis (EPA Method 8082)..... 11
Total Concentrations (TTLC)..... 12

2305467-03 - KJMS-18
PCB Analysis (EPA Method 8082)..... 13
Total Concentrations (TTLC)..... 14

2305467-04 - KJMS-19
PCB Analysis (EPA Method 8082)..... 15
Total Concentrations (TTLC)..... 16

2305467-05 - KJMS-20
PCB Analysis (EPA Method 8082)..... 17
Total Concentrations (TTLC)..... 18

2305467-06 - KJMS-21
PCB Analysis (EPA Method 8082)..... 19
Total Concentrations (TTLC)..... 20

2305467-07 - KJMS-22
PCB Analysis (EPA Method 8082)..... 21
Total Concentrations (TTLC)..... 22

2305467-08 - KJMS-23
PCB Analysis (EPA Method 8082)..... 23
Total Concentrations (TTLC)..... 24

2305467-09 - KJMS-24
PCB Analysis (EPA Method 8082)..... 25
Total Concentrations (TTLC)..... 26

2305467-10 - KJMS-25
PCB Analysis (EPA Method 8082)..... 27
Total Concentrations (TTLC)..... 28

2305467-11 - KJMS-Dup#2
PCB Analysis (EPA Method 8082)..... 29
Total Concentrations (TTLC)..... 30

Quality Control Reports

PCB Analysis (EPA Method 8082)
Method Blank Analysis..... 31
Laboratory Control Sample..... 32
Precision and Accuracy..... 33

Total Concentrations (TTLC)
Method Blank Analysis..... 34
Laboratory Control Sample..... 35
Precision and Accuracy..... 36

Notes

Notes and Definitions..... 37

Page 1 of 2

CHAIN-OF-CUSTODY Analytical Request Document

Submitting a sample via this chain of custody constitutes acknowledgment and acceptance of the Pace Terms and Conditions found at: https://info.pacelabs.com/hubfs/pas-standard-terms.pdf

Chain-of-Custody is a LEGAL DOCUMENT - Complete all relevant fields

LAB USE ONLY- Affix Workorder/Login Label Here

MTJL Log-in Number: 23-05467

ALL BOLD OUTLINED AREAS ar

2305467

Company: Atlas Technical

Address: 1117 Lone Palm Ave, Suite 201B Modesto, CA 95351

Billing Information: 1117 Lone Palm Ave, Suite 201B Modesto, CA 95351

Report To: JEANNE HOMSEY

email To: jeanne.homsey@oneatlas.com

Copy To:

Site Collection Info/Address: 2641 Kent Drive, Sacramento, CA 95821

Customer Project Name/Number: KJMS, 2054000356

State: County/City: CA /Sacramento Time Zone Collected: [ ]PT [ ]MT [ ]CT [ ]ET

Phone:

Email:

Site/Facility ID #:

Compliance Monitoring? [ ] Yes [ ] No

Collected By (print): Alex Flores/Jim Kundert

Purchase Order #:

Quote #:

DW PWS ID #:

DW Location Code:

Collected By (signature):

Turnaround Date Required:

Immediately Packed on Ice: [X] Yes [ ] No

Sample Disposal: [X] Dispose as appropriate [ ] Return [ ] Archive: ____ [ ] Hold:

Rush: (Expedite Charges Apply) [ ] Same Day [ ] Next Day [ ] 2 Day [ ] 3 Day [ ] 4 Day [ ] 5 Day [X] Standard

Field Filtered (if applicable): [ ] Yes [ ] No

Analysis: ____

* Matrix Codes (Insert in Matrix box below): Drinking Water (DW), Ground Water (GW), Wastewater (WW), Product (P), Soil/Solid (SL), Oil (OL), Wipe (WP), Air (AR), Tissue (TS), Bioassay (B), Vapor (V), Other (OT)

** Preservative Types: (1) nitric acid, (2) sulfuric acid, (3) hydrochloric acid, (4) sodium hydroxide, (5) zinc acetate, (6) methanol, (7) sodium bisulfate, (8) sodium thiosulfate, (9) hexane, (A) ascorbic acid, (B) ammonium sulfate, (C) ammonium hydroxide, (D) TSP, (U) Unpreserved, (O) Other ____

Container Preservative Type **

Analyses

Container Type: Plastic (P) or Glass (G)

Customer Sample ID	Matrix *	Comp / Grab	Collected (or Composite Start) Date	Collected (or Composite Start) Time	Composite End Date	Composite End Time	Res Cl	# of Ctns	Container Type	PCB's (8082)	Lead (6010B)
KJMS- 16	S	Grab			031523	1335		2	8oz Glass	X	X
KJMS- 17	S					1400		2		X	X
KJMS- 18	S					1415		2		X	X
KJMS- 19	S					1425		2		X	X
KJMS- 20	S				031623	0945		2		X	X
KJMS- 21	S					1005		2		X	X
KJMS- 22	S					1022		2		X	X
KJMS- 23	S					1040		2		X	X
KJMS- 24	S					1058		2		X	X
KJMS- 25	S					1112		2		X	X

Lab Profile/Line:

Lab Sample Receipt Checklist:

Custody Seals Present/Intact	Y N NA
Custody Signatures Present	Y N NA
Collector Signature Present	Y N NA
Bottles Intact	Y N NA
Correct Bottles	Y N NA
Sufficient Volume	Y N NA
Samples Received on Ice	Y N NA
VOA - Headspace Acceptable	Y N NA
USDA Regulated Soils	Y N NA
Samples in Holding Time	Y N NA
Residual Chlorine Present	Y N NA
Cl Strips: ____	
Sample pH Acceptable	Y N NA
pH Strips: ____	
Sulfide Present	Y N NA
Lead Acetate Strips: ____	

LAB USE ONLY:

Lab Sample # / Comments:

CHK BY DISTRIBUTION SUB-OUT

Customer Remarks / Special Conditions / Possible Hazards:

See attachment for detection limit requirements

Refer to sample plan. 20% ~~MS/MSD~~ MS/MD

Type of Ice Used: Wet Blue Dry None

Packing Material Used:

Radchem sample(s) screened (<500 cpm): Y N NA

SHORT HOLDS PRESENT (<72 hours): Y N N/A

Lab Tracking #:

Samples received via: FEDEX UPS Client Courier Pace Courier

LAB Sample Temperature Info:

Temp Blank Received: Y N NA

Therm ID#: ____

Cooler 1 Temp Upon Receipt: __oC

Cooler 1 Therm Corr. Factor: __oC

Cooler 1 Corrected Temp: ____oC

Comments:

Relinquished by/Company: (Signature)	Date/Time:	Received by/Company: (Signature)	Date/Time:
Alex Flores	031623/1220	Michelle Zamm PN	3/16/23 1220
Alex Flores PN	3/16/23 1322	Pace	3-17-23 0930

MTJL LAB USE ONLY

Table #:

Acctnum:

Template:

Prelogin:

PM:

PB:

Trip Blank Received: Y N NA HCL MeOH TSP Other

Non Conformance(s): YES / NO

Page: ____ of: ____

Page 2 of 2

Pace Analytical®

CHAIN-OF-CUSTODY Analytical Request Document

Submitting a sample via this chain of custody constitutes acknowledgment and acceptance of the Pace Terms and Conditions found at: https://info.pacelabs.com/hubfs/pas-standard-terms.pdf
Chain-of-Custody is a LEGAL DOCUMENT - Complete all relevant fields

LAB USE ONLY- Affix Workorder/Login Label Here or List Pace Workorder Number or MTJL Log-in Number Here: 23-05467

ALL BOLD OUTLINED AREAS are for LAB USE ONLY

Company: Atlas Technical
Address: 1117 Lone Palm Ave, Suite 201B Modesto, CA 95351
Report To: JEANNE HOMSEY
Copy To:
Customer Project Name/Number: KJMS / 20540003
Phone:
Email:
Collected By (print): Alex Flores/Jim Kundert
Collected By (signature):
Sample Disposal: [X] Dispose as appropriate [ ] Return [ ] Archive: ____ [ ] Hold:

Billing Information: 1117 Lone Palm Ave, Suite 201B Modesto, CA 95351
email To: jeanne.homsey@oneatlas.com
Site Collection Info/Address: 2641 Kent Drive, Sacramento, CA 95821
State: County/City: CA /Sacramento Time Zone Collected: [ ]PT [ ]MT [ ]CT [ ]ET
Site/Facility ID #:
Compliance Monitoring? [ ] Yes [ ] No
Purchase Order #:
Quote #:
DW PWS ID #:
DW Location Code:
Turnaround Date Required:
Immediately Packed on Ice: [X] Yes [ ] No
Rush: (Expedite Charges Apply) [ ] Same Day [ ] Next Day [ ] 2 Day [ ] 3 Day [ ] 4 Day [ ] 5 Day [X] Standard
Field Filtered (if applicable): [ ] Yes [ ] No
Analysis: ____

Container Preservative Type **
Lab Project Manager: Felicia Johnson

** Preservative Types: (1) nitric acid, (2) sulfuric acid, (3) hydrochloric acid, (4) sodium hydroxide, (5) zinc acetate, (6) methanol, (7) sodium bisulfate, (8) sodium thiosulfate, (9) hexane, (A) ascorbic acid, (B) ammonium sulfate, (C) ammonium hydroxide, (D) TSP, (U) Unpreserved, (O) Other ____

* Matrix Codes (Insert in Matrix box below): Drinking Water (DW), Ground Water (GW), Wastewater (WW), Product (P), Soil/Solid (SL), Oil (OL), Wipe (WP), Air (AR), Tissue (TS), Bioassay (B), Vapor (V), Other (OT)

Customer Sample ID	Matrix *	Comp / Grab	Collected (or Composite Start) Date	Collected (or Composite Start) Time	Composite End Date	Composite End Time	Res Cl	# of Ctrs	Container Type: Plastic (P) or Glass (G)	PCB's (8082)	Lead (6010B)
KJMS- DUP#2	S	Grab			031523	—		2	8oz glass	X	X
KJMS-	S										
KJMS-	S										
KJMS-	S										
KJMS-	S										
KJMS-	S										
KJMS-	S										
KJMS-	S										
KJMS-	S										
KJMS-	S										

Lab Profile/Line:

Lab Sample Receipt Checklist:
Custody Seals Present/Intact Y N NA
Custody Signatures Present Y N NA
Collector Signature Present Y N NA
Bottles Intact Y N NA
Correct Bottles Y N NA
Sufficient Volume Y N NA
Samples Received on Ice Y N NA
VOA - Headspace Acceptable Y N NA
USDA Regulated Soils Y N NA
Samples in Holding Time Y N NA
Residual Chlorine Present Y N NA
Cl Strips: ____
Sample pH Acceptable Y N NA
pH Strips: ____
Sulfide Present Y N NA
Lead Acetate Strips: ____

LAB USE ONLY:
Lab Sample # / Comments:

Customer Remarks / Special Conditions / Possible Hazards:
See attachment for detection limit requirements
Refer to Sampling Plan
20% MS/MD.

Type of Ice Used: Wet Blue Dry None
Packing Material Used:
Radchem sample(s) screened (<500 cpm): Y N NA
SHORT HOLDS PRESENT (<72 hours): Y N N/A
Lab Tracking #:
Samples received via: FEDEX UPS Client Courier Pace Courier

LAB Sample Temperature Info:
Temp Blank Received: Y N NA
Therm ID#: ____
Cooler 1 Temp Upon Receipt: __oC
Cooler 1 Therm Corr. Factor: __oC
Cooler 1 Corrected Temp: ____oC
Comments:

Relinquished by/Company: (Signature)	Date/Time:	Received by/Company: (Signature)	Date/Time:
Alex Flores	031623/1220	Michelle Spencer PN	3/16/23 1220
Relinquished by/Company: (Signature)	Date/Time:	Received by/Company: (Signature)	Date/Time:
PN	3/16/23 1522	Pace	3-17-23 0936
Relinquished by/Company: (Signature)	Date/Time:	Received by/Company: (Signature)	Date/Time:

MTJL LAB USE ONLY
Table #:
Acctnum:
Template:
Prelogin:
PM:
PB:

Trip Blank Received: Y N NA
HCL MeOH TSP Other

Non Conformance(s): YES / NO
Page: ____ of: ____

Chain of Custody and Cooler Receipt Form for 2305467 Page 3 of 4

PACE ANALYTICAL — COOLER RECEIPT FORM — Page 1 Of 2

Submission #: 23-05467

SHIPPING INFORMATION
Fed Ex ☐ UPS ☐ GSO / GLS ☒ Hand Delivery ☐
Pace Lab Field Service ☐ Other ☐ (Specify)_____

SHIPPING CONTAINER
Ice Chest ☒ None ☐ Box ☐
Other ☐ (Specify)_____

FREE LIQUID
YES ~~☒~~ NO ☐
(N) / S

Refrigerant: Ice ☒ Blue Ice ☐ None ☐ Other ☐ Comments:

Custody Seals: Ice Chest ☐ Intact? Yes ☐ No ☐ | Containers ☐ Intact? Yes ☐ No ☐ | None ☒ Comments:

All samples received? Yes ☒ No ☐ All samples containers intact? Yes ☒ No ☐ Description(s) match COC? Yes ☒ No ☐

COC Received ☒ YES ☐ NO

Emissivity 0.97 Container: Clear glass Thermometer ID: 337 Date/Time 3.17.23
Temperature: (A) 5.6 °C / (C) 5.3 °C Analyst Init SMH 0930

SAMPLE CONTAINERS	SAMPLE NUMBERS 1	2	3	4	5	6	7	8	9	10
QT PE UNPRES										
4oz / 8oz / 16oz PE UNPRES										
2oz Cr+6										
QT INORGANIC CHEMICAL METALS										
INORGANIC CHEMICAL METALS 4oz / 8oz / 16oz										
PT CYANIDE										
PT NITROGEN FORMS										
PT TOTAL SULFIDE										
2oz. NITRATE / NITRITE										
PT TOTAL ORGANIC CARBON										
PT CHEMICAL OXYGEN DEMAND										
PIA PHENOLICS										
40ml VOA VIAL TRAVEL BLANK										
40ml VOA VIAL										
QT EPA 1664B										
PT ODOR										
RADIOLOGICAL										
BACTERIOLOGICAL										
40 ml VOA VIAL- 504										
QT EPA 508/608.3/8081A										
QT EPA 515.1/8151A										
QT EPA 525.2										
QT EPA 525.2 TRAVEL BLANK										
40ml EPA 547										
40ml EPA 531.1										
8oz EPA 548.1										
QT EPA 549.2										
QT EPA 8015M										
QT EPA 8270C										
8oz / 16oz / 32oz AMBER										
8oz / 16oz / 32oz JAR	A,B	A,B	A,B	A,B	A,B	A,B	A,B	A,B	A,B	A,B
SOIL SLEEVE										
PCB VIAL										
PLASTIC BAG										
TEDLAR BAG										
FERROUS IRON										
ENCORE										
SMART KIT										
SUMMA CANISTER										

Comments: -11 RSMS -OVP H2 03/15/23 NOTIME

Sample Numbering Completed By: TODD L Date/Time: 3.17.23 17ok

A = Actual / C = Corrected

Rev 23 05/20/22

Pace Analytical®
ENVIRONMENTAL SCIENCES

Chain of Custody and Cooler Receipt Form for 2305467 Page 4 of 4

PACE ANALYTICAL — COOLER RECEIPT FORM — Page 1 Of 2 2022

Submission #: 23-05467

SHIPPING INFORMATION
Fed Ex ☐ UPS ☐ GSO / GLS ☒ Hand Delivery ☐
Pace Lab Field Service ☐ Other ☐ (Specify)_____

SHIPPING CONTAINER
Ice Chest ☒ None ☐ Box ☐
Other ☐ (Specify)_____

FREE LIQUID
YES ☐ NO ☐
(N) / S

Refrigerant: Ice ☒ Blue Ice ☐ None ☐ Other ☐ Comments:

Custody Seals: Ice Chest ☐ Intact? Yes ☐ No ☐ | Containers ☐ Intact? Yes ☐ No ☐ | None ☒ Comments:

All samples received? Yes ☑ No ☐ All samples containers intact? Yes ☑ No ☐ Description(s) match COC? Yes ☑ No ☐

COC Received ☒ YES ☐ NO

Emissivity 0.97 Container: Clear glass Thermometer ID: 337
Temperature: (A) 5.6 °C / (C) 5.3 °C
Date/Time 3-17-23
Analyst Init SMH 0930

SAMPLE CONTAINERS	SAMPLE NUMBERS 1	2	3	4	5	6	7	8	9	10
QT PE UNPRES										
4oz / 8oz / 16oz PE UNPRES										
2oz Cr^{+6}										
QT INORGANIC CHEMICAL METALS										
INORGANIC CHEMICAL METALS 4oz / 8oz / 16oz										
PT CYANIDE										
PT NITROGEN FORMS										
PT TOTAL SULFIDE										
2oz. NITRATE / NITRITE										
PT TOTAL ORGANIC CARBON										
PT CHEMICAL OXYGEN DEMAND										
PtA PHENOLICS										
40ml VOA VIAL TRAVEL BLANK										
40ml VOA VIAL										
QT EPA 1664B										
PT ODOR										
RADIOLOGICAL										
BACTERIOLOGICAL										
40 ml VOA VIAL- 504										
QT EPA 508/608.3/8081A										
QT EPA 515.1/8151A										
QT EPA 525.2										
QT EPA 525.2 TRAVEL BLANK										
40ml EPA 547										
40ml EPA 531.1										
8oz EPA 548.1										
QT EPA 549.2										
QT EPA 8015M										
QT EPA 8270C										
8oz / 16oz / 32oz AMBER										
8oz / 16oz / 32oz JAR	A, G									
SOIL SLEEVE										
PCB VIAL										
PLASTIC BAG										
TEDLAR BAG										
FERROUS IRON										
ENCORE										
SMART KIT										
SUMMA CANISTER										

Comments:
Sample Numbering Completed By: TOOL Date/Time: 3-17-23 1700
A = Actual / C = Corrected

Rev 23 05/20/22
[R:\WPDocs\WordPerfect\LAB_DOCS\FORMS\SAMREC rev 23]

ATLAS - Modesto
1117 Lone Palm Avenue
Modesto, CA 95351

Reported: 03/28/2023 13:50
Project: KJMS
Project Number: Z054000356
Project Manager: Jeanne Homsey

Laboratory / Client Sample Cross Reference

Laboratory	Client Sample Information			
2305467-01	**COC Number:**	---	**Receive Date:**	03/17/2023 09:30
	Project Number:	---	**Sampling Date:**	03/15/2023 13:35
	Sampling Location:	---	**Sample Depth:**	---
	Sampling Point:	KJMS-16	**Lab Matrix:**	Solids
	Sampled By:	Alex Flores/Jim Kundert	**Sample Type:**	Soil
2305467-02	**COC Number:**	---	**Receive Date:**	03/17/2023 09:30
	Project Number:	---	**Sampling Date:**	03/15/2023 14:00
	Sampling Location:	---	**Sample Depth:**	---
	Sampling Point:	KJMS-17	**Lab Matrix:**	Solids
	Sampled By:	Alex Flores/Jim Kundert	**Sample Type:**	Soil
2305467-03	**COC Number:**	---	**Receive Date:**	03/17/2023 09:30
	Project Number:	---	**Sampling Date:**	03/15/2023 14:15
	Sampling Location:	---	**Sample Depth:**	---
	Sampling Point:	KJMS-18	**Lab Matrix:**	Solids
	Sampled By:	Alex Flores/Jim Kundert	**Sample Type:**	Soil
2305467-04	**COC Number:**	---	**Receive Date:**	03/17/2023 09:30
	Project Number:	---	**Sampling Date:**	03/15/2023 14:25
	Sampling Location:	---	**Sample Depth:**	---
	Sampling Point:	KJMS-19	**Lab Matrix:**	Solids
	Sampled By:	Alex Flores/Jim Kundert	**Sample Type:**	Soil
2305467-05	**COC Number:**	---	**Receive Date:**	03/17/2023 09:30
	Project Number:	---	**Sampling Date:**	03/16/2023 09:45
	Sampling Location:	---	**Sample Depth:**	---
	Sampling Point:	KJMS-20	**Lab Matrix:**	Solids
	Sampled By:	Alex Flores/Jim Kundert	**Sample Type:**	Soil
2305467-06	**COC Number:**	---	**Receive Date:**	03/17/2023 09:30
	Project Number:	---	**Sampling Date:**	03/16/2023 10:05
	Sampling Location:	---	**Sample Depth:**	---
	Sampling Point:	KJMS-21	**Lab Matrix:**	Solids
	Sampled By:	Alex Flores/Jim Kundert	**Sample Type:**	Soil
2305467-07	**COC Number:**	---	**Receive Date:**	03/17/2023 09:30
	Project Number:	---	**Sampling Date:**	03/16/2023 10:22
	Sampling Location:	---	**Sample Depth:**	---
	Sampling Point:	KJMS-22	**Lab Matrix:**	Solids
	Sampled By:	Alex Flores/Jim Kundert	**Sample Type:**	Soil

The results in this report apply to the samples analyzed in accordance with the chain of custody document. This analytical report must be reproduced in its entirety.
All results listed in this report are for the exclusive use of the submitting party. Pace Analytical assumes no responsibility for report alteration, separation, detachment or third party interpretation.

ATLAS - Modesto
1117 Lone Palm Avenue
Modesto, CA 95351

Reported: 03/28/2023 13:50
Project: KJMS
Project Number: Z054000356
Project Manager: Jeanne Homsey

Laboratory / Client Sample Cross Reference

Laboratory	Client Sample Information			
2305467-08	**COC Number:**	---	**Receive Date:**	03/17/2023 09:30
	Project Number:	---	**Sampling Date:**	03/16/2023 10:40
	Sampling Location:	---	**Sample Depth:**	---
	Sampling Point:	KJMS-23	**Lab Matrix:**	Solids
	Sampled By:	Alex Flores/Jim Kundert	**Sample Type:**	Soil
2305467-09	**COC Number:**	---	**Receive Date:**	03/17/2023 09:30
	Project Number:	---	**Sampling Date:**	03/16/2023 10:58
	Sampling Location:	---	**Sample Depth:**	---
	Sampling Point:	KJMS-24	**Lab Matrix:**	Solids
	Sampled By:	Alex Flores/Jim Kundert	**Sample Type:**	Soil
2305467-10	**COC Number:**	---	**Receive Date:**	03/17/2023 09:30
	Project Number:	---	**Sampling Date:**	03/16/2023 12:02
	Sampling Location:	---	**Sample Depth:**	---
	Sampling Point:	KJMS-25	**Lab Matrix:**	Solids
	Sampled By:	Alex Flores/Jim Kundert	**Sample Type:**	Soil
2305467-11	**COC Number:**	---	**Receive Date:**	03/17/2023 09:30
	Project Number:	---	**Sampling Date:**	03/16/2023 00:00
	Sampling Location:	---	**Sample Depth:**	---
	Sampling Point:	KJMS-Dup#2	**Lab Matrix:**	Solids
	Sampled By:	Alex Flores/Jim Kundert	**Sample Type:**	Soil

The results in this report apply to the samples analyzed in accordance with the chain of custody document. This analytical report must be reproduced in its entirety.
All results listed in this report are for the exclusive use of the submitting party. Pace Analytical assumes no responsibility for report alteration, separation, detachment or third party interpretation.

ATLAS - Modesto 1117 Lone Palm Avenue Modesto, CA 95351	**Reported:** 03/28/2023 13:50 Project: KJMS Project Number: Z054000356 Project Manager: Jeanne Homsey

PCB Analysis (EPA Method 8082)

BCL Sample ID: 2305467-01 | **Client Sample Name:** KJMS-16, 3/15/2023 1:35:00PM, Alex Flores/Jim Kundert

Constituent	Result	Units	PQL	MDL	Method	MB Bias	Lab Quals	DCN
PCB-1016	ND	mg/kg	0.010	0.0023	EPA-8082	ND		1
PCB-1221	ND	mg/kg	0.010	0.0033	EPA-8082	ND		1
PCB-1232	ND	mg/kg	0.010	0.0026	EPA-8082	ND		1
PCB-1242	ND	mg/kg	0.010	0.0015	EPA-8082	ND		1
PCB-1248	ND	mg/kg	0.010	0.0021	EPA-8082	ND		1
PCB-1254	ND	mg/kg	0.010	0.0016	EPA-8082	ND		1
PCB-1260	ND	mg/kg	0.010	0.0018	EPA-8082	ND		1
Total PCB's (Summation)	ND	mg/kg	0.010	0.0050	EPA-8082	ND		1
Decachlorobiphenyl (Surrogate)	33.3	%	40 - 120 (LCL - UCL)		EPA-8082		S09	1

DCN	Method	Prep Date	Run Date/Time	Analyst	Instrument	Dilution	QC Batch ID	Prep Method
1	EPA-8082	03/21/23 17:15	03/22/23 10:50	HKS	GC-14	0.993	B162884	EPA 3550B

DCN = Data Continuation Number

The results in this report apply to the samples analyzed in accordance with the chain of custody document. This analytical report must be reproduced in its entirety.
All results listed in this report are for the exclusive use of the submitting party. Pace Analytical assumes no responsibility for report alteration, separation, detachment or third party interpretation.

ATLAS - Modesto 1117 Lone Palm Avenue Modesto, CA 95351	**Reported:** 03/28/2023 13:50 Project: KJMS Project Number: Z054000356 Project Manager: Jeanne Homsey

Total Concentrations (TTLC)

BCL Sample ID: 2305467-01 | **Client Sample Name:** KJMS-16, 3/15/2023 1:35:00PM, Alex Flores/Jim Kundert

Constituent	Result	Units	PQL	MDL	Method	MB Bias	Lab Quals	DCN
Lead	**7.5**	**mg/kg**	**2.5**	**0.41**	**EPA-6010B**	ND		1

DCN	Method	Prep Date	Run Date/Time	Analyst	Instrument	Dilution	QC Batch ID	Prep Method
1	EPA-6010B	03/20/23 08:10	03/21/23 13:37	JCC	PE-OP3	0.935	B162251	EPA 3050B

DCN = Data Continuation Number

The results in this report apply to the samples analyzed in accordance with the chain of custody document. This analytical report must be reproduced in its entirety.
All results listed in this report are for the exclusive use of the submitting party. Pace Analytical assumes no responsibility for report alteration, separation, detachment or third party interpretation.

ATLAS - Modesto 1117 Lone Palm Avenue Modesto, CA 95351	**Reported:** 03/28/2023 13:50 Project: KJMS Project Number: Z054000356 Project Manager: Jeanne Homsey

PCB Analysis (EPA Method 8082)

BCL Sample ID: 2305467-02 | **Client Sample Name:** KJMS-17, 3/15/2023 2:00:00PM, Alex Flores/Jim Kundert

Constituent	Result	Units	PQL	MDL	Method	MB Bias	Lab Quals	DCN
PCB-1016	ND	mg/kg	0.010	0.0023	EPA-8082	ND		1
PCB-1221	ND	mg/kg	0.010	0.0033	EPA-8082	ND		1
PCB-1232	ND	mg/kg	0.010	0.0026	EPA-8082	ND		1
PCB-1242	ND	mg/kg	0.010	0.0015	EPA-8082	ND		1
PCB-1248	ND	mg/kg	0.010	0.0021	EPA-8082	ND		1
PCB-1254	ND	mg/kg	0.010	0.0016	EPA-8082	ND		1
PCB-1260	ND	mg/kg	0.010	0.0018	EPA-8082	ND		1
Total PCB's (Summation)	ND	mg/kg	0.010	0.0050	EPA-8082	ND		1
Decachlorobiphenyl (Surrogate)	25.0	%	40 - 120 (LCL - UCL)		EPA-8082		S09	1

DCN	Method	Prep Date	Run Date/Time	Analyst	Instrument	Dilution	QC Batch ID	Prep Method
1	EPA-8082	03/21/23 17:15	03/22/23 11:01	HKS	GC-14	1.003	B162884	EPA 3550B

DCN = Data Continuation Number

The results in this report apply to the samples analyzed in accordance with the chain of custody document. This analytical report must be reproduced in its entirety.
All results listed in this report are for the exclusive use of the submitting party. Pace Analytical assumes no responsibility for report alteration, separation, detachment or third party interpretation.

ATLAS - Modesto 1117 Lone Palm Avenue Modesto, CA 95351	**Reported:** 03/28/2023 13:50 Project: KJMS Project Number: Z054000356 Project Manager: Jeanne Homsey

Total Concentrations (TTLC)

BCL Sample ID: 2305467-02 | **Client Sample Name:** KJMS-17, 3/15/2023 2:00:00PM, Alex Flores/Jim Kundert

Constituent	Result	Units	PQL	MDL	Method	MB Bias	Lab Quals	DCN
Lead	**8.3**	**mg/kg**	**2.5**	**0.41**	**EPA-6010B**	ND		1

DCN	Method	Prep Date	Run Date/Time	Analyst	Instrument	Dilution	QC Batch ID	Prep Method
1	EPA-6010B	03/20/23 08:10	03/21/23 13:33	JCC	PE-OP3	0.909	B162251	EPA 3050B

DCN = Data Continuation Number

The results in this report apply to the samples analyzed in accordance with the chain of custody document. This analytical report must be reproduced in its entirety.
All results listed in this report are for the exclusive use of the submitting party. Pace Analytical assumes no responsibility for report alteration, separation, detachment or third party interpretation.

ATLAS - Modesto 1117 Lone Palm Avenue Modesto, CA 95351	**Reported:** 03/28/2023 13:50 Project: KJMS Project Number: Z054000356 Project Manager: Jeanne Homsey

PCB Analysis (EPA Method 8082)

BCL Sample ID: 2305467-03 | **Client Sample Name:** KJMS-18, 3/15/2023 2:15:00PM, Alex Flores/Jim Kundert

Constituent	Result	Units	PQL	MDL	Method	MB Bias	Lab Quals	DCN
PCB-1016	ND	mg/kg	0.010	0.0023	EPA-8082	ND		1
PCB-1221	ND	mg/kg	0.010	0.0033	EPA-8082	ND		1
PCB-1232	ND	mg/kg	0.010	0.0026	EPA-8082	ND		1
PCB-1242	ND	mg/kg	0.010	0.0015	EPA-8082	ND		1
PCB-1248	ND	mg/kg	0.010	0.0021	EPA-8082	ND		1
PCB-1254	ND	mg/kg	0.010	0.0016	EPA-8082	ND		1
PCB-1260	ND	mg/kg	0.010	0.0018	EPA-8082	ND		1
Total PCB's (Summation)	ND	mg/kg	0.010	0.0050	EPA-8082	ND		1
Decachlorobiphenyl (Surrogate)	23.3	%	40 - 120 (LCL - UCL)		EPA-8082		S09	1

DCN	Method	Prep Date	Run Date/Time	Analyst	Instrument	Dilution	QC Batch ID	Prep Method
1	EPA-8082	03/21/23 17:15	03/22/23 11:13	HKS	GC-14	0.984	B162884	EPA 3550B

DCN = Data Continuation Number

The results in this report apply to the samples analyzed in accordance with the chain of custody document. This analytical report must be reproduced in its entirety.
All results listed in this report are for the exclusive use of the submitting party. Pace Analytical assumes no responsibility for report alteration, separation, detachment or third party interpretation.

ATLAS - Modesto 1117 Lone Palm Avenue Modesto, CA 95351	**Reported:** 03/28/2023 13:50 Project: KJMS Project Number: Z054000356 Project Manager: Jeanne Homsey

Total Concentrations (TTLC)

BCL Sample ID: 2305467-03 | **Client Sample Name:** KJMS-18, 3/15/2023 2:15:00PM, Alex Flores/Jim Kundert

Constituent	Result	Units	PQL	MDL	Method	MB Bias	Lab Quals	DCN
Lead	**19**	**mg/kg**	**2.5**	**0.41**	**EPA-6010B**	ND		1

DCN	Method	Prep Date	Run Date/Time	Analyst	Instrument	Dilution	QC Batch ID	Prep Method
1	EPA-6010B	03/20/23 08:10	03/21/23 13:34	JCC	PE-OP3	0.980	B162251	EPA 3050B

DCN = Data Continuation Number

The results in this report apply to the samples analyzed in accordance with the chain of custody document. This analytical report must be reproduced in its entirety.
All results listed in this report are for the exclusive use of the submitting party. Pace Analytical assumes no responsibility for report alteration, separation, detachment or third party interpretation.

ATLAS - Modesto 1117 Lone Palm Avenue Modesto, CA 95351	**Reported:** 03/28/2023 13:50 Project: KJMS Project Number: Z054000356 Project Manager: Jeanne Homsey

PCB Analysis (EPA Method 8082)

BCL Sample ID: 2305467-04 | **Client Sample Name:** KJMS-19, 3/15/2023 2:25:00PM, Alex Flores/Jim Kundert

Constituent	Result	Units	PQL	MDL	Method	MB Bias	Lab Quals	DCN
PCB-1016	ND	mg/kg	0.010	0.0023	EPA-8082	ND		1
PCB-1221	ND	mg/kg	0.010	0.0033	EPA-8082	ND		1
PCB-1232	ND	mg/kg	0.010	0.0026	EPA-8082	ND		1
PCB-1242	ND	mg/kg	0.010	0.0015	EPA-8082	ND		1
PCB-1248	ND	mg/kg	0.010	0.0021	EPA-8082	ND		1
PCB-1254	ND	mg/kg	0.010	0.0016	EPA-8082	ND		1
PCB-1260	ND	mg/kg	0.010	0.0018	EPA-8082	ND		1
Total PCB's (Summation)	ND	mg/kg	0.010	0.0050	EPA-8082	ND		1
Decachlorobiphenyl (Surrogate)	48.3	%	40 - 120 (LCL - UCL)		EPA-8082			1

DCN	Method	Prep Date	Run Date/Time	Analyst	Instrument	Dilution	QC Batch ID	Prep Method
1	EPA-8082	03/21/23 17:15	03/22/23 11:24	HKS	GC-14	1.010	B162884	EPA 3550B

DCN = Data Continuation Number

The results in this report apply to the samples analyzed in accordance with the chain of custody document. This analytical report must be reproduced in its entirety.
All results listed in this report are for the exclusive use of the submitting party. Pace Analytical assumes no responsibility for report alteration, separation, detachment or third party interpretation.

ATLAS - Modesto 1117 Lone Palm Avenue Modesto, CA 95351	**Reported:** 03/28/2023 13:50 Project: KJMS Project Number: Z054000356 Project Manager: Jeanne Homsey

Total Concentrations (TTLC)

BCL Sample ID: 2305467-04 | **Client Sample Name:** KJMS-19, 3/15/2023 2:25:00PM, Alex Flores/Jim Kundert

Constituent	Result	Units	PQL	MDL	Method	MB Bias	Lab Quals	DCN
Lead	**4.8**	**mg/kg**	**2.5**	**0.41**	**EPA-6010B**	ND		1

DCN	Method	Prep Date	Run Date/Time	Analyst	Instrument	Dilution	QC Batch ID	Prep Method
1	EPA-6010B	03/20/23 08:10	03/21/23 13:43	JCC	PE-OP3	1	B162251	EPA 3050B

DCN = Data Continuation Number

ATLAS - Modesto 1117 Lone Palm Avenue Modesto, CA 95351	**Reported:** 03/28/2023 13:50 Project: KJMS Project Number: Z054000356 Project Manager: Jeanne Homsey

PCB Analysis (EPA Method 8082)

BCL Sample ID: 2305467-05 | **Client Sample Name:** KJMS-20, 3/16/2023 9:45:00AM, Alex Flores/Jim Kundert

Constituent	Result	Units	PQL	MDL	Method	MB Bias	Lab Quals	DCN
PCB-1016	ND	mg/kg	0.010	0.0023	EPA-8082	ND		1
PCB-1221	ND	mg/kg	0.010	0.0033	EPA-8082	ND		1
PCB-1232	ND	mg/kg	0.010	0.0026	EPA-8082	ND		1
PCB-1242	ND	mg/kg	0.010	0.0015	EPA-8082	ND		1
PCB-1248	ND	mg/kg	0.010	0.0021	EPA-8082	ND		1
PCB-1254	ND	mg/kg	0.010	0.0016	EPA-8082	ND		1
PCB-1260	ND	mg/kg	0.010	0.0018	EPA-8082	ND		1
Total PCB's (Summation)	ND	mg/kg	0.010	0.0050	EPA-8082	ND		1
Decachlorobiphenyl (Surrogate)	53.3	%	40 - 120 (LCL - UCL)		EPA-8082			1

DCN	Method	Prep Date	Run Date/Time	Analyst	Instrument	Dilution	QC Batch ID	Prep Method
1	EPA-8082	03/21/23 17:15	03/22/23 11:35	HKS	GC-14	0.984	B162884	EPA 3550B

DCN = Data Continuation Number

The results in this report apply to the samples analyzed in accordance with the chain of custody document. This analytical report must be reproduced in its entirety.
All results listed in this report are for the exclusive use of the submitting party. Pace Analytical assumes no responsibility for report alteration, separation, detachment or third party interpretation.

ATLAS - Modesto 1117 Lone Palm Avenue Modesto, CA 95351	**Reported:** 03/28/2023 13:50 Project: KJMS Project Number: Z054000356 Project Manager: Jeanne Homsey

Total Concentrations (TTLC)

BCL Sample ID: 2305467-05 | **Client Sample Name:** KJMS-20, 3/16/2023 9:45:00AM, Alex Flores/Jim Kundert

Constituent	Result	Units	PQL	MDL	Method	MB Bias	Lab Quals	DCN
Lead	**6.8**	**mg/kg**	**2.5**	**0.41**	**EPA-6010B**	ND		1

DCN	Method	Prep Date	Run Date/Time	Analyst	Instrument	Dilution	QC Batch ID	Prep Method
1	EPA-6010B	03/20/23 08:10	03/21/23 13:46	JCC	PE-OP3	1	B162251	EPA 3050B

DCN = Data Continuation Number

ATLAS - Modesto 1117 Lone Palm Avenue Modesto, CA 95351	**Reported:** 03/28/2023 13:50 Project: KJMS Project Number: Z054000356 Project Manager: Jeanne Homsey

PCB Analysis (EPA Method 8082)

BCL Sample ID: 2305467-06 | **Client Sample Name:** KJMS-21, 3/16/2023 10:05:00AM, Alex Flores/Jim Kundert

Constituent	Result	Units	PQL	MDL	Method	MB Bias	Lab Quals	DCN
PCB-1016	ND	mg/kg	0.010	0.0023	EPA-8082	ND		1
PCB-1221	ND	mg/kg	0.010	0.0033	EPA-8082	ND		1
PCB-1232	ND	mg/kg	0.010	0.0026	EPA-8082	ND		1
PCB-1242	ND	mg/kg	0.010	0.0015	EPA-8082	ND		1
PCB-1248	ND	mg/kg	0.010	0.0021	EPA-8082	ND		1
PCB-1254	ND	mg/kg	0.010	0.0016	EPA-8082	ND		1
PCB-1260	ND	mg/kg	0.010	0.0018	EPA-8082	ND		1
Total PCB's (Summation)	ND	mg/kg	0.010	0.0050	EPA-8082	ND		1
Decachlorobiphenyl (Surrogate)	36.7	%	40 - 120 (LCL - UCL)		EPA-8082		S09	1

DCN	Method	Prep Date	Run Date/Time	Analyst	Instrument	Dilution	QC Batch ID	Prep Method
1	EPA-8082	03/21/23 17:15	03/22/23 12:10	HKS	GC-14	1	B162884	EPA 3550B

DCN = Data Continuation Number

The results in this report apply to the samples analyzed in accordance with the chain of custody document. This analytical report must be reproduced in its entirety.
All results listed in this report are for the exclusive use of the submitting party. Pace Analytical assumes no responsibility for report alteration, separation, detachment or third party interpretation.

ATLAS - Modesto 1117 Lone Palm Avenue Modesto, CA 95351	**Reported:** 03/28/2023 13:50 Project: KJMS Project Number: Z054000356 Project Manager: Jeanne Homsey

Total Concentrations (TTLC)

BCL Sample ID: 2305467-06 | **Client Sample Name:** KJMS-21, 3/16/2023 10:05:00AM, Alex Flores/Jim Kundert

Constituent	Result	Units	PQL	MDL	Method	MB Bias	Lab Quals	DCN
Lead	**7.7**	**mg/kg**	**2.5**	**0.41**	**EPA-6010B**	ND		1

DCN	Method	Prep Date	Run Date/Time	Analyst	Instrument	Dilution	QC Batch ID	Prep Method
1	EPA-6010B	03/20/23 08:10	03/21/23 13:47	JCC	PE-OP3	0.909	B162251	EPA 3050B

DCN = Data Continuation Number

The results in this report apply to the samples analyzed in accordance with the chain of custody document. This analytical report must be reproduced in its entirety.
All results listed in this report are for the exclusive use of the submitting party. Pace Analytical assumes no responsibility for report alteration, separation, detachment or third party interpretation.

ATLAS - Modesto 1117 Lone Palm Avenue Modesto, CA 95351	**Reported:** 03/28/2023 13:50 Project: KJMS Project Number: Z054000356 Project Manager: Jeanne Homsey

PCB Analysis (EPA Method 8082)

BCL Sample ID: 2305467-07 | **Client Sample Name:** KJMS-22, 3/16/2023 10:22:00AM, Alex Flores/Jim Kundert

Constituent	Result	Units	PQL	MDL	Method	MB Bias	Lab Quals	DCN
PCB-1016	ND	mg/kg	0.010	0.0023	EPA-8082	ND		1
PCB-1221	ND	mg/kg	0.010	0.0033	EPA-8082	ND		1
PCB-1232	ND	mg/kg	0.010	0.0026	EPA-8082	ND		1
PCB-1242	ND	mg/kg	0.010	0.0015	EPA-8082	ND		1
PCB-1248	ND	mg/kg	0.010	0.0021	EPA-8082	ND		1
PCB-1254	ND	mg/kg	0.010	0.0016	EPA-8082	ND		1
PCB-1260	ND	mg/kg	0.010	0.0018	EPA-8082	ND		1
Total PCB's (Summation)	ND	mg/kg	0.010	0.0050	EPA-8082	ND		1
Decachlorobiphenyl (Surrogate)	25.0	%	40 - 120 (LCL - UCL)		EPA-8082		S09	1

DCN	Method	Prep Date	Run Date/Time	Analyst	Instrument	Dilution	QC Batch ID	Prep Method
1	EPA-8082	03/21/23 17:15	03/22/23 12:21	HKS	GC-14	1	B162884	EPA 3550B

DCN = Data Continuation Number

ATLAS - Modesto 1117 Lone Palm Avenue Modesto, CA 95351	**Reported:** 03/28/2023 13:50 Project: KJMS Project Number: Z054000356 Project Manager: Jeanne Homsey

Total Concentrations (TTLC)

BCL Sample ID: 2305467-07 | **Client Sample Name:** KJMS-22, 3/16/2023 10:22:00AM, Alex Flores/Jim Kundert

Constituent	Result	Units	PQL	MDL	Method	MB Bias	Lab Quals	DCN
Lead	**25**	**mg/kg**	**2.5**	**0.41**	**EPA-6010B**	ND		1

DCN	Method	Prep Date	Run Date/Time	Analyst	Instrument	Dilution	QC Batch ID	Prep Method
1	EPA-6010B	03/20/23 08:10	03/21/23 13:49	JCC	PE-OP3	1	B162251	EPA 3050B

DCN = Data Continuation Number

The results in this report apply to the samples analyzed in accordance with the chain of custody document. This analytical report must be reproduced in its entirety.
All results listed in this report are for the exclusive use of the submitting party. Pace Analytical assumes no responsibility for report alteration, separation, detachment or third party interpretation.

ATLAS - Modesto 1117 Lone Palm Avenue Modesto, CA 95351	**Reported:** 03/28/2023 13:50 Project: KJMS Project Number: Z054000356 Project Manager: Jeanne Homsey

PCB Analysis (EPA Method 8082)

BCL Sample ID: 2305467-08 | **Client Sample Name:** KJMS-23, 3/16/2023 10:40:00AM, Alex Flores/Jim Kundert

Constituent	Result	Units	PQL	MDL	Method	MB Bias	Lab Quals	DCN
PCB-1016	ND	mg/kg	0.010	0.0023	EPA-8082	ND		1
PCB-1221	ND	mg/kg	0.010	0.0033	EPA-8082	ND		1
PCB-1232	ND	mg/kg	0.010	0.0026	EPA-8082	ND		1
PCB-1242	ND	mg/kg	0.010	0.0015	EPA-8082	ND		1
PCB-1248	ND	mg/kg	0.010	0.0021	EPA-8082	ND		1
PCB-1254	ND	mg/kg	0.010	0.0016	EPA-8082	ND		1
PCB-1260	ND	mg/kg	0.010	0.0018	EPA-8082	ND		1
Total PCB's (Summation)	ND	mg/kg	0.010	0.0050	EPA-8082	ND		1
Decachlorobiphenyl (Surrogate)	31.7	%	40 - 120 (LCL - UCL)		EPA-8082		S09	1

DCN	Method	Prep Date	Run Date/Time	Analyst	Instrument	Dilution	QC Batch ID	Prep Method
1	EPA-8082	03/21/23 17:15	03/22/23 12:32	HKS	GC-14	0.997	B162884	EPA 3550B

DCN = Data Continuation Number

The results in this report apply to the samples analyzed in accordance with the chain of custody document. This analytical report must be reproduced in its entirety.
All results listed in this report are for the exclusive use of the submitting party. Pace Analytical assumes no responsibility for report alteration, separation, detachment or third party interpretation.

ATLAS - Modesto 1117 Lone Palm Avenue Modesto, CA 95351	**Reported:** 03/28/2023 13:50 Project: KJMS Project Number: Z054000356 Project Manager: Jeanne Homsey

Total Concentrations (TTLC)

BCL Sample ID: 2305467-08 | **Client Sample Name:** KJMS-23, 3/16/2023 10:40:00AM, Alex Flores/Jim Kundert

Constituent	Result	Units	PQL	MDL	Method	MB Bias	Lab Quals	DCN
Lead	**6.6**	**mg/kg**	**2.5**	**0.41**	**EPA-6010B**	ND		1

DCN	Method	Prep Date	Run Date/Time	Analyst	Instrument	Dilution	QC Batch ID	Prep Method
1	EPA-6010B	03/20/23 08:10	03/21/23 13:51	JCC	PE-OP3	0.962	B162251	EPA 3050B

DCN = Data Continuation Number

The results in this report apply to the samples analyzed in accordance with the chain of custody document. This analytical report must be reproduced in its entirety.
All results listed in this report are for the exclusive use of the submitting party. Pace Analytical assumes no responsibility for report alteration, separation, detachment or third party interpretation.

ATLAS - Modesto 1117 Lone Palm Avenue Modesto, CA 95351	**Reported:** 03/28/2023 13:50 Project: KJMS Project Number: Z054000356 Project Manager: Jeanne Homsey

PCB Analysis (EPA Method 8082)

BCL Sample ID: 2305467-09 | **Client Sample Name:** KJMS-24, 3/16/2023 10:58:00AM, Alex Flores/Jim Kundert

Constituent	Result	Units	PQL	MDL	Method	MB Bias	Lab Quals	DCN
PCB-1016	ND	mg/kg	0.010	0.0023	EPA-8082	ND		1
PCB-1221	ND	mg/kg	0.010	0.0033	EPA-8082	ND		1
PCB-1232	ND	mg/kg	0.010	0.0026	EPA-8082	ND		1
PCB-1242	ND	mg/kg	0.010	0.0015	EPA-8082	ND		1
PCB-1248	ND	mg/kg	0.010	0.0021	EPA-8082	ND		1
PCB-1254	ND	mg/kg	0.010	0.0016	EPA-8082	ND		1
PCB-1260	ND	mg/kg	0.010	0.0018	EPA-8082	ND		1
Total PCB's (Summation)	ND	mg/kg	0.010	0.0050	EPA-8082	ND		1
Decachlorobiphenyl (Surrogate)	36.7	%	40 - 120 (LCL - UCL)		EPA-8082		S09	1

DCN	Method	Prep Date	Run Date/Time	Analyst	Instrument	Dilution	QC Batch ID	Prep Method
1	EPA-8082	03/21/23 17:15	03/22/23 12:44	HKS	GC-14	0.987	B162884	EPA 3550B

DCN = Data Continuation Number

The results in this report apply to the samples analyzed in accordance with the chain of custody document. This analytical report must be reproduced in its entirety.
All results listed in this report are for the exclusive use of the submitting party. Pace Analytical assumes no responsibility for report alteration, separation, detachment or third party interpretation.

ATLAS - Modesto 1117 Lone Palm Avenue Modesto, CA 95351	**Reported:** 03/28/2023 13:50 Project: KJMS Project Number: Z054000356 Project Manager: Jeanne Homsey

Total Concentrations (TTLC)

BCL Sample ID: 2305467-09 | **Client Sample Name:** KJMS-24, 3/16/2023 10:58:00AM, Alex Flores/Jim Kundert

Constituent	Result	Units	PQL	MDL	Method	MB Bias	Lab Quals	DCN
Lead	**6.2**	**mg/kg**	**2.5**	**0.41**	**EPA-6010B**	ND		1

DCN	Method	Prep Date	Run Date/Time	Analyst	Instrument	Dilution	QC Batch ID	Prep Method
1	EPA-6010B	03/20/23 08:10	03/21/23 13:52	JCC	PE-OP3	1	B162251	EPA 3050B

DCN = Data Continuation Number

The results in this report apply to the samples analyzed in accordance with the chain of custody document. This analytical report must be reproduced in its entirety.
All results listed in this report are for the exclusive use of the submitting party. Pace Analytical assumes no responsibility for report alteration, separation, detachment or third party interpretation.

ATLAS - Modesto 1117 Lone Palm Avenue Modesto, CA 95351	**Reported:** 03/28/2023 13:50 Project: KJMS Project Number: Z054000356 Project Manager: Jeanne Homsey

PCB Analysis (EPA Method 8082)

BCL Sample ID: 2305467-10 | **Client Sample Name:** KJMS-25, 3/16/2023 12:02:00PM, Alex Flores/Jim Kundert

Constituent	Result	Units	PQL	MDL	Method	MB Bias	Lab Quals	DCN
PCB-1016	ND	mg/kg	0.010	0.0023	EPA-8082	ND		1
PCB-1221	ND	mg/kg	0.010	0.0033	EPA-8082	ND		1
PCB-1232	ND	mg/kg	0.010	0.0026	EPA-8082	ND		1
PCB-1242	ND	mg/kg	0.010	0.0015	EPA-8082	ND		1
PCB-1248	ND	mg/kg	0.010	0.0021	EPA-8082	ND		1
PCB-1254	ND	mg/kg	0.010	0.0016	EPA-8082	ND		1
PCB-1260	ND	mg/kg	0.010	0.0018	EPA-8082	ND		1
Total PCB's (Summation)	ND	mg/kg	0.010	0.0050	EPA-8082	ND		1
Decachlorobiphenyl (Surrogate)	30.0	%	40 - 120 (LCL - UCL)		EPA-8082		S09	1

DCN	Method	Prep Date	Run Date/Time	Analyst	Instrument	Dilution	QC Batch ID	Prep Method
1	EPA-8082	03/21/23 17:15	03/22/23 10:39	HKS	GC-14	0.987	B162884	EPA 3550B

DCN = Data Continuation Number

The results in this report apply to the samples analyzed in accordance with the chain of custody document. This analytical report must be reproduced in its entirety.
All results listed in this report are for the exclusive use of the submitting party. Pace Analytical assumes no responsibility for report alteration, separation, detachment or third party interpretation.

ATLAS - Modesto 1117 Lone Palm Avenue Modesto, CA 95351	**Reported:** 03/28/2023 13:50 Project: KJMS Project Number: Z054000356 Project Manager: Jeanne Homsey

Total Concentrations (TTLC)

BCL Sample ID: 2305467-10 | **Client Sample Name:** KJMS-25, 3/16/2023 12:02:00PM, Alex Flores/Jim Kundert

Constituent	Result	Units	PQL	MDL	Method	MB Bias	Lab Quals	DCN
Lead	**6.8**	**mg/kg**	**2.5**	**0.41**	**EPA-6010B**	ND		1

DCN	Method	Prep Date	Run Date/Time	Analyst	Instrument	Dilution	QC Batch ID	Prep Method
1	EPA-6010B	03/20/23 08:10	03/21/23 13:57	JCC	PE-OP3	0.909	B162251	EPA 3050B

DCN = Data Continuation Number

The results in this report apply to the samples analyzed in accordance with the chain of custody document. This analytical report must be reproduced in its entirety.
All results listed in this report are for the exclusive use of the submitting party. Pace Analytical assumes no responsibility for report alteration, separation, detachment or third party interpretation.

ATLAS - Modesto 1117 Lone Palm Avenue Modesto, CA 95351	**Reported:** 03/28/2023 13:50 Project: KJMS Project Number: Z054000356 Project Manager: Jeanne Homsey

PCB Analysis (EPA Method 8082)

BCL Sample ID: 2305467-11 | **Client Sample Name:** KJMS-Dup#2, 3/16/2023 12:00:00AM, Alex Flores/Jim Kundert

Constituent	Result	Units	PQL	MDL	Method	MB Bias	Lab Quals	DCN
PCB-1016	ND	mg/kg	0.010	0.0023	EPA-8082	ND		1
PCB-1221	ND	mg/kg	0.010	0.0033	EPA-8082	ND		1
PCB-1232	ND	mg/kg	0.010	0.0026	EPA-8082	ND		1
PCB-1242	ND	mg/kg	0.010	0.0015	EPA-8082	ND		1
PCB-1248	ND	mg/kg	0.010	0.0021	EPA-8082	ND		1
PCB-1254	ND	mg/kg	0.010	0.0016	EPA-8082	ND		1
PCB-1260	ND	mg/kg	0.010	0.0018	EPA-8082	ND		1
Total PCB's (Summation)	ND	mg/kg	0.010	0.0050	EPA-8082	ND		1
Decachlorobiphenyl (Surrogate)	25.0	%	40 - 120 (LCL - UCL)		EPA-8082		S09	1

DCN	Method	Prep Date	Run Date/Time	Analyst	Instrument	Dilution	QC Batch ID	Prep Method
1	EPA-8082	03/21/23 17:15	03/22/23 12:55	HKS	GC-14	1	B162884	EPA 3550B

DCN = Data Continuation Number

ATLAS - Modesto 1117 Lone Palm Avenue Modesto, CA 95351	**Reported:** 03/28/2023 13:50 Project: KJMS Project Number: Z054000356 Project Manager: Jeanne Homsey

Total Concentrations (TTLC)

BCL Sample ID: 2305467-11 | **Client Sample Name:** KJMS-Dup#2, 3/16/2023 12:00:00AM, Alex Flores/Jim Kundert

Constituent	Result	Units	PQL	MDL	Method	MB Bias	Lab Quals	DCN
Lead	**6.0**	**mg/kg**	**2.5**	**0.41**	**EPA-6010B**	ND		1

DCN	Method	Prep Date	Run Date/Time	Analyst	Instrument	Dilution	QC Batch ID	Prep Method
1	EPA-6010B	03/20/23 08:10	03/21/23 13:58	JCC	PE-OP3	1	B162251	EPA 3050B

DCN = Data Continuation Number

The results in this report apply to the samples analyzed in accordance with the chain of custody document. This analytical report must be reproduced in its entirety.
All results listed in this report are for the exclusive use of the submitting party. Pace Analytical assumes no responsibility for report alteration, separation, detachment or third party interpretation.

ATLAS - Modesto 1117 Lone Palm Avenue Modesto, CA 95351	**Reported:** 03/28/2023 13:50 Project: KJMS Project Number: Z054000356 Project Manager: Jeanne Homsey

PCB Analysis (EPA Method 8082)

Quality Control Report - Method Blank Analysis

Constituent	QC Sample ID	MB Result	Units	PQL	MDL	Lab Quals	Run #
QC Batch ID: B162884							
PCB-1016	B162884-BLK1	ND	mg/kg	0.010	0.0023		1
PCB-1221	B162884-BLK1	ND	mg/kg	0.010	0.0033		1
PCB-1232	B162884-BLK1	ND	mg/kg	0.010	0.0026		1
PCB-1242	B162884-BLK1	ND	mg/kg	0.010	0.0015		1
PCB-1248	B162884-BLK1	ND	mg/kg	0.010	0.0021		1
PCB-1254	B162884-BLK1	ND	mg/kg	0.010	0.0016		1
PCB-1260	B162884-BLK1	ND	mg/kg	0.010	0.0018		1
Total PCB's (Summation)	B162884-BLK1	ND	mg/kg	0.010	0.0050		1
Decachlorobiphenyl (Surrogate)	**B162884-BLK1**	**88.3**	%	**40 - 120 (LCL - UCL)**			1

Run #	QC Sample ID	QC Type	Method	Prep Date	Run Date Time	Analyst	Instrument	Dilution
1	B162884-BLK1	PB	EPA-8082	03/21/23	03/22/23 09:53	HKS	GC-14	1.010

The results in this report apply to the samples analyzed in accordance with the chain of custody document. This analytical report must be reproduced in its entirety.
All results listed in this report are for the exclusive use of the submitting party. Pace Analytical assumes no responsibility for report alteration, separation, detachment or third party interpretation.

ATLAS - Modesto 1117 Lone Palm Avenue Modesto, CA 95351	**Reported:** 03/28/2023 13:50 Project: KJMS Project Number: Z054000356 Project Manager: Jeanne Homsey

PCB Analysis (EPA Method 8082)

Quality Control Report - Laboratory Control Sample

Constituent	QC Sample ID	Type	Result	Spike Level	Units	Percent Recovery	RPD	Control Limits Percent Recovery	Control Limits RPD	Lab Quals	Run #
QC Batch ID: B162884											
PCB-1016	B162884-BS1	LCS	0.081879	0.083893	mg/kg	97.6		60 - 120			1
PCB-1260	B162884-BS1	LCS	0.083221	0.083893	mg/kg	99.2		60 - 120			1
Decachlorobiphenyl (Surrogate)	B162884-BS1	LCS	0.020134	0.020134	mg/kg	100		40 - 120			1

Run #	QC Sample ID	QC Type	Method	Prep Date	Run Date Time	Analyst	Instrument	Dilution
1	B162884-BS1	LCS	EPA-8082	03/21/23	03/22/23 10:05	HKS	GC-14	1.007

The results in this report apply to the samples analyzed in accordance with the chain of custody document. This analytical report must be reproduced in its entirety.
All results listed in this report are for the exclusive use of the submitting party. Pace Analytical assumes no responsibility for report alteration, separation, detachment or third party interpretation.

ATLAS - Modesto
1117 Lone Palm Avenue
Modesto, CA 95351

Reported: 03/28/2023 13:50
Project: KJMS
Project Number: Z054000356
Project Manager: Jeanne Homsey

PCB Analysis (EPA Method 8082)

Quality Control Report - Precision & Accuracy

Constituent	Type	Source Sample ID	Source Result	Result	Spike Added	Units	RPD	Percent Recovery	Control Limits RPD	Control Limits Percent Recovery	Lab Quals	R#
QC Batch ID: B162884	Used client sample: Y - Description: KJMS-25, 03/16/2023 12:02											
PCB-1016	MS	**2305467-10**	**ND**	**0.042384**	**0.082781**	**mg/kg**		**51.2**		**60 - 120**	**Q03**	1
	MSD	**2305467-10**	**ND**	**0.066000**	**0.083333**	**mg/kg**	**43.6**	**79.2**	**30**	**60 - 120**	**Q02**	2
PCB-1260	MS	**2305467-10**	**ND**	**0.028477**	**0.082781**	**mg/kg**		**34.4**		**60 - 120**	**Q03**	1
	MSD	**2305467-10**	**ND**	**0.051333**	**0.083333**	**mg/kg**	**57.3**	**61.6**	**30**	**60 - 120**	**Q02**	2
Decachlorobiphenyl (Surrogate)	MS	**2305467-10**	**ND**	**0.0062914**	**0.019868**	**mg/kg**		**31.7**		**40 - 120**	**S09**	1
	MSD	**2305467-10**	**ND**	**0.010000**	**0.020000**	**mg/kg**	**45.5**	**50.0**		**40 - 120**		2

Run #	QC Sample ID	QC Type	Method	Prep Date	Run Date Time	Analyst	Instrument	Dilution
1	B162884-MS1	MS	EPA-8082	03/21/23	03/22/23 10:16	HKS	GC-14	0.993
2	B162884-MSD1	MSD	EPA-8082	03/21/23	03/22/23 10:27	HKS	GC-14	1

The results in this report apply to the samples analyzed in accordance with the chain of custody document. This analytical report must be reproduced in its entirety.
All results listed in this report are for the exclusive use of the submitting party. Pace Analytical assumes no responsibility for report alteration, separation, detachment or third party interpretation.

ATLAS - Modesto 1117 Lone Palm Avenue Modesto, CA 95351	**Reported:** 03/28/2023 13:50 Project: KJMS Project Number: Z054000356 Project Manager: Jeanne Homsey

Total Concentrations (TTLC)

Quality Control Report - Method Blank Analysis

Constituent	QC Sample ID	MB Result	Units	PQL	MDL	Lab Quals	Run #
QC Batch ID: B162251							
Lead	B162251-BLK1	ND	mg/kg	2.5	0.41		1

Run #	QC Sample ID	QC Type	Method	Prep Date	Run Date Time	Analyst	Instrument	Dilution
1	B162251-BLK1	PB	EPA-6010B	03/20/23	03/21/23 13:14	JCC	PE-OP3	1

ATLAS - Modesto 1117 Lone Palm Avenue Modesto, CA 95351	**Reported:** 03/28/2023 13:50 Project: KJMS Project Number: Z054000356 Project Manager: Jeanne Homsey

Total Concentrations (TTLC)

Quality Control Report - Laboratory Control Sample

Constituent	QC Sample ID	Type	Result	Spike Level	Units	Percent Recovery	RPD	Control Limits Percent Recovery	Control Limits RPD	Lab Quals	Run #
QC Batch ID: B162251											
Lead	B162251-BS1	LCS	103.23	100.00	mg/kg	103		75 - 125			1

Run #	QC Sample ID	QC Type	Method	Prep Date	Run Date Time	Analyst	Instrument	Dilution
1	B162251-BS1	LCS	EPA-6010B	03/20/23	03/21/23 13:16	JCC	PE-OP3	1

ATLAS - Modesto 1117 Lone Palm Avenue Modesto, CA 95351	**Reported:** 03/28/2023 13:50 Project: KJMS Project Number: Z054000356 Project Manager: Jeanne Homsey

Total Concentrations (TTLC)

Quality Control Report - Precision & Accuracy

Constituent	Type	Source Sample ID	Source Result	Result	Spike Added	Units	RPD	Percent Recovery	Control Limits RPD	Control Limits Percent Recovery	Lab Quals	R#
QC Batch ID: B162251	Used client sample: N											
Lead	DUP	**2305468-05**	**7.7955**	**6.0500**		**mg/kg**	**25.2**		**20**		**A02**	1
	MS	**2305468-05**	**7.7955**	**105.66**	**100.00**	**mg/kg**		**97.9**		**75 - 125**		2
	MSD	**2305468-05**	**7.7955**	**107.62**	**100.00**	**mg/kg**	**1.8**	**99.8**	**20**	**75 - 125**		3

Run #	QC Sample ID	QC Type	Method	Prep Date	Run Date Time	Analyst	Instrument	Dilution
1	B162251-DUP1	DUP	EPA-6010B	03/20/23	03/21/23 13:18	JCC	PE-OP3	1
2	B162251-MS1	MS	EPA-6010B	03/20/23	03/21/23 13:21	JCC	PE-OP3	1
3	B162251-MSD1	MSD	EPA-6010B	03/20/23	03/21/23 13:23	JCC	PE-OP3	1

The results in this report apply to the samples analyzed in accordance with the chain of custody document. This analytical report must be reproduced in its entirety.
All results listed in this report are for the exclusive use of the submitting party. Pace Analytical assumes no responsibility for report alteration, separation, detachment or third party interpretation.

Notes And Definitions

MDL	Method Detection Limit
ND	Analyte Not Detected
PQL	Practical Quantitation Limit
A02	The difference between duplicate readings is less than the quantitation limit.
Q02	Matrix spike precision is not within the control limits.
Q03	Matrix spike recovery(s) was(were) not within the control limits.
S09	The surrogate recovery for this compound was not within the control limits.

The results in this report apply to the samples analyzed in accordance with the chain of custody document. This analytical report must be reproduced in its entirety.
All results listed in this report are for the exclusive use of the submitting party. Pace Analytical assumes no responsibility for report alteration, separation, detachment or third party interpretation.

Date of Report: 03/29/2023

Jeanne Homsey

ATLAS - Modesto
1117 Lone Palm Avenue
Modesto, CA 95351

Client Project:	Z054000356
BCL Project:	KJMS
BCL Work Order:	2305468
Invoice ID:	B472509

Enclosed are the results of analyses for samples received by the laboratory on 3/16/2023. If you have any questions concerning this report, please feel free to contact me.

Sincerely,

Contact Person: Felicia Johnson
Client Service Rep

Stuart Buttram
Operations Manager

Certifications: CA ELAP #1186; NV #CA00014; OR ELAP #4032-001; AK UST101

The results in this report apply to the samples analyzed in accordance with the chain of custody document. This analytical report must be reproduced in its entirety.
All results listed in this report are for the exclusive use of the submitting party. Pace Analytical assumes no responsibility for report alteration, separation, detachment or third party interpretation.

Table of Contents

Sample Information

Chain of Custody and Cooler Receipt form..... 3
Laboratory / Client Sample Cross Reference..... 5

Sample Results

2305468-01 - KJMS-26

PCB Analysis (EPA Method 8082)..... 6
Total Concentrations (TTLC)..... 7

2305468-02 - KJMS-27

PCB Analysis (EPA Method 8082)..... 8
Total Concentrations (TTLC)..... 9

2305468-03 - KJMS-28

PCB Analysis (EPA Method 8082)..... 10
Total Concentrations (TTLC)..... 11

2305468-04 - KJMS-29

PCB Analysis (EPA Method 8082)..... 12
Total Concentrations (TTLC)..... 13

2305468-05 - KJMS-Dup#3

PCB Analysis (EPA Method 8082)..... 14
Total Concentrations (TTLC)..... 15

Quality Control Reports

PCB Analysis (EPA Method 8082)

Method Blank Analysis..... 16
Laboratory Control Sample..... 17
Precision and Accuracy..... 18

Total Concentrations (TTLC)

Method Blank Analysis..... 19
Laboratory Control Sample..... 20
Precision and Accuracy..... 21

Notes

Notes and Definitions..... 22

Pace Analytical® ENVIRONMENTAL SCIENCES

CHAIN-OF-CUSTODY Analytical Request Document

Submitting a sample via this chain of custody constitutes acknowledgment and acceptance of the Pace Terms and Conditions found at: https://info.pacelabs.com/hubfs/pas-standard-terms.pdf

Chain-of-Custody is a LEGAL DOCUMENT - Complete all relevant fields

LAB USE ONLY- Affix Workorder/Login Label Here or Log MTJL Log-in Number Here: 23-05468

ALL BOLD OUTLINED AREAS are

2305468

Company: Atlas Technical

Address: 1117 Lone Palm Ave, Suite 201B Modesto, CA 95351

Report To: JEANNE HOMSEY

Billing Information: 1117 Lone Palm Ave, Suite 201B Modesto, CA 95351

email To: jeanne.homsey@oneatlas.com

Copy To:

Site Collection Info/Address: 2641 Kent Drive, Sacramento, CA 95821

Customer Project Name/Number: KJMS1 Z054000356

State: CA County/City: Sacramento Time Zone Collected: [X] PT [ ] MT [ ] CT [ ] ET

Phone:

Email:

Site/Facility ID #:

Compliance Monitoring? [ ] Yes [ ] No

Collected By (print): Alex Flores/Jim Kundert

Purchase Order # :

Quote #:

DW PWS ID #:

DW Location Code:

Collected By (signature):

Turnaround Date Required:

Immediately Packed on Ice: [X] Yes [ ] No

Sample Disposal: [X] Dispose as appropriate [ ] Return [ ] Archive: [ ] Hold:

Rush: (Expedite Charges Apply) [ ] Same Day [ ] Next Day [ ] 2 Day [ ] 3 Day [ ] 4 Day [ ] 5 Day [X] Standard

Field Filtered (if applicable): [ ] Yes [ ] No

Analysis:

* Matrix Codes (Insert in Matrix box below): Drinking Water (DW), Ground Water (GW), Wastewater (WW), Product (P), Soil/Solid (SL), Oil (OL), Wipe (WP), Air (AR), Tissue (TS), Bioassay (B), Vapor (V), Other (OT)

Container Preservative Type **: U U

** Preservative Types: (1) nitric acid, (2) sulfuric acid, (3) hydrochloric acid, (4) sodium hydroxide, (5) zinc acetate, (6) methanol, (7) sodium bisulfate, (8) sodium thiosulfate, (9) hexane, (A) ascorbic acid, (B) ammonium sulfate, (C) ammonium hydroxide, (D) TSP, (U) Unpreserved, (O) Other

Lab Project Manager: Felicia Johnson

Customer Sample ID	Matrix *	Comp / Grab	Collected (or Composite Start) Date	Time	Composite End Date	Time	Res Cl	# of Ctns	Container Type: Plastic (P) or Glass (G)	PCB's (8082)	Lead (6010B)
KJMS- 26	S	Grab	1225		031623	1225		2	8oz glass	X	X
KJMS- 27	S		1248			1248		2		X	X
KJMS- 28	S		1300			1300		2		X	X
KJMS- 29	S		1330			1330		2		X	X
KJMS- Dup #3	S		—			—		2		X	X
KJMS-	S										
KJMS-	S										
KJMS-	S										
KJMS-	S										
KJMS-	S										

Lab Profile/Line:

Lab Sample Receipt Checklist:
Custody Seals Present/Intact Y N NA
Custody Signatures Present Y N NA
Collector Signature Present Y N NA
Bottles Intact Y N NA
Correct Bottles Y N NA
Sufficient Volume Y N NA
Samples Received on Ice Y N NA
VOA - Headspace Acceptable Y N NA
USDA Regulated Soils Y N NA
Samples in Holding Time Y N NA
Residual Chlorine Present Y N NA
Cl Strips:
Sample pH Acceptable Y N NA
pH Strips:
Sulfide Present Y N NA
Lead Acetate Strips:

LAB USE ONLY:
Lab Sample # / Comments:

CHK BY: PPG

DISTRIBUTION: SUB-OUT

Customer Remarks / Special Conditions / Possible Hazards:

See attachment for detection limit requirements

Refer to Sample plan 20% MS/MD

Type of Ice Used: Wet Blue Dry None

Packing Material Used:

Radchem sample(s) screened (<500 cpm): Y N NA

SHORT HOLDS PRESENT (<72 hours) : Y N N/A

Lab Tracking #:

Samples received via: FEDEX UPS Client Courier Pace Courier

LAB Sample Temperature Info:
Temp Blank Received: Y N NA
Therm ID#:
Cooler 1 Temp Upon Receipt: __oC
Cooler 1 Therm Corr. Factor: __oC
Cooler 1 Corrected Temp: __oC
Comments:

Relinquished by/Company: (Signature)	Date/Time:	Received by/Company: (Signature)	Date/Time:
Alex Flores	031623/17:10	Jesse B	3.16.23 17:10
Relinquished by/Company: (Signature)	Date/Time:	Received by/Company: (Signature)	Date/Time:
	3.16.23 22:00	Todd L	3.16.23 22:00
Relinquished by/Company: (Signature)	Date/Time:	Received by/Company: (Signature)	Date/Time:

MTJL LAB USE ONLY
Table #:
Acctnum:
Template:
Prelogin:
PM:
PB:

Trip Blank Received: Y N NA
HCL MeOH TSP Other

Non Conformance(s): YES / NO

Page: ____ of: ____

The results in this report apply to the samples analyzed in accordance with the chain of custody document. This analytical report must be reproduced in its entirety.

All results listed in this report are for the exclusive use of the submitting party. Pace Analytical assumes no responsibility for report alteration, separation, detachment or third party interpretation.

Chain of Custody and Cooler Receipt Form for 2305468 Page 2 of 2

PACE ANALYTICAL — COOLER RECEIPT FORM — Page 1 Of 1

Submission #: 23-05468

SHIPPING INFORMATION
Fed Ex ☐ UPS ☐ GSO / GLS ☐ Hand Delivery ☐
Pace Lab Field Service ☑ Other ☐ (Specify)_____

SHIPPING CONTAINER
Ice Chest ☑ None ☐ Box ☐
Other ☐ (Specify)_____

FREE LIQUID
YES ☑ NO ☐
W / S

Refrigerant: Ice ☑ Blue Ice ☐ None ☐ Other ☐ Comments:

Custody Seals: Ice Chest ☐ Intact? Yes ☐ No ☐ Containers ☐ Intact? Yes ☐ No ☐ None ☑ Comments:

All samples received? Yes ☑ No ☐ All samples containers intact? Yes ☑ No ☐ Description(s) match COC? Yes ☑ No ☐

COC Received ☑ YES ☐ NO

Emissivity: 0.97 Container: N/A Thermometer ID: 23U
Temperature: (A) 1.3 °C / (C) 1.1 °C
Date/Time 3-16-23
Analyst Init CDL 3204

SAMPLE CONTAINERS	SAMPLE NUMBERS 1	2	3	4	5	6	7	8	9	10
QT PE UNPRES										
4oz / 8oz / 16oz PE UNPRES										
2oz Cr+6										
QT INORGANIC CHEMICAL METALS										
INORGANIC CHEMICAL METALS 4oz / 8oz / 16oz										
PT CYANIDE										
PT NITROGEN FORMS										
PT TOTAL SULFIDE										
2oz. NITRATE / NITRITE										
PT TOTAL ORGANIC CARBON										
PT CHEMICAL OXYGEN DEMAND										
PTA PHENOLICS										
40ml VOA VIAL TRAVEL BLANK										
40ml VOA VIAL										
QT EPA 1664B										
PT ODOR										
RADIOLOGICAL										
BACTERIOLOGICAL										
40 ml VOA VIAL- 504										
QT EPA 508/608.3/8081A										
QT EPA 515.1/8151A										
QT EPA 525.2										
QT EPA 525.2 TRAVEL BLANK										
40ml EPA 547										
40ml EPA 531.1										
8oz EPA 548.1										
QT EPA 549.2										
QT EPA 8015M										
QT EPA 8270C										
8oz / 16oz / 32oz AMBER										
8oz / 16oz / 32oz JAR	A,B	A,B	A,B	A,B	A,B					
SOIL SLEEVE										
PCB VIAL										
PLASTIC BAG										
TEDLAR BAG										
FERROUS IRON										
ENCORE										
SMART KIT										
SUMMA CANISTER										

Comments:
Sample Numbering Completed By: TAD L Date/Time: 3-17-23 1208
A = Actual / C = Corrected

Rev 23 05/20/22
[S:\INPDoc\Word\Perlsc\LAB_DOCS\FORMS\SAMREC rev 23]

ATLAS - Modesto 1117 Lone Palm Avenue Modesto, CA 95351	**Reported:** 03/29/2023 13:21 Project: KJMS Project Number: Z054000356 Project Manager: Jeanne Homsey

Laboratory / Client Sample Cross Reference

Laboratory	Client Sample Information			
2305468-01	**COC Number:**	---	**Receive Date:**	03/16/2023 22:00
	Project Number:	---	**Sampling Date:**	03/16/2023 12:25
	Sampling Location:	---	**Sample Depth:**	---
	Sampling Point:	KJMS-26	**Lab Matrix:**	Solids
	Sampled By:	Alex Flores/Jim Kundert	**Sample Type:**	Soil
2305468-02	**COC Number:**	---	**Receive Date:**	03/16/2023 22:00
	Project Number:	---	**Sampling Date:**	03/16/2023 12:48
	Sampling Location:	---	**Sample Depth:**	---
	Sampling Point:	KJMS-27	**Lab Matrix:**	Solids
	Sampled By:	Alex Flores/Jim Kundert	**Sample Type:**	Soil
2305468-03	**COC Number:**	---	**Receive Date:**	03/16/2023 22:00
	Project Number:	---	**Sampling Date:**	03/16/2023 13:00
	Sampling Location:	---	**Sample Depth:**	---
	Sampling Point:	KJMS-28	**Lab Matrix:**	Solids
	Sampled By:	Alex Flores/Jim Kundert	**Sample Type:**	Soil
2305468-04	**COC Number:**	---	**Receive Date:**	03/16/2023 22:00
	Project Number:	---	**Sampling Date:**	03/16/2023 13:30
	Sampling Location:	---	**Sample Depth:**	---
	Sampling Point:	KJMS-29	**Lab Matrix:**	Solids
	Sampled By:	Alex Flores/Jim Kundert	**Sample Type:**	Soil
2305468-05	**COC Number:**	---	**Receive Date:**	03/16/2023 22:00
	Project Number:	---	**Sampling Date:**	03/16/2023 00:00
	Sampling Location:	---	**Sample Depth:**	---
	Sampling Point:	KJMS-Dup#3	**Lab Matrix:**	Solids
	Sampled By:	Alex Flores/Jim Kundert	**Sample Type:**	Soil

The results in this report apply to the samples analyzed in accordance with the chain of custody document. This analytical report must be reproduced in its entirety.
All results listed in this report are for the exclusive use of the submitting party. Pace Analytical assumes no responsibility for report alteration, separation, detachment or third party interpretation.

ATLAS - Modesto 1117 Lone Palm Avenue Modesto, CA 95351	**Reported:** 03/29/2023 13:21 Project: KJMS Project Number: Z054000356 Project Manager: Jeanne Homsey

PCB Analysis (EPA Method 8082)

BCL Sample ID: 2305468-01 | **Client Sample Name:** KJMS-26, 3/16/2023 12:25:00PM, Alex Flores/Jim Kundert

Constituent	Result	Units	PQL	MDL	Method	MB Bias	Lab Quals	DCN
PCB-1016	ND	mg/kg	0.010	0.0023	EPA-8082	ND		1
PCB-1221	ND	mg/kg	0.010	0.0033	EPA-8082	ND		1
PCB-1232	ND	mg/kg	0.010	0.0026	EPA-8082	ND		1
PCB-1242	ND	mg/kg	0.010	0.0015	EPA-8082	ND		1
PCB-1248	ND	mg/kg	0.010	0.0021	EPA-8082	ND		1
PCB-1254	ND	mg/kg	0.010	0.0016	EPA-8082	ND		1
PCB-1260	ND	mg/kg	0.010	0.0018	EPA-8082	ND		1
Total PCB's (Summation)	ND	mg/kg	0.010	0.0050	EPA-8082	ND		1
Decachlorobiphenyl (Surrogate)	23.3	%	40 - 120 (LCL - UCL)		EPA-8082		S09	1

DCN	Method	Prep Date	Run Date/Time	Analyst	Instrument	Dilution	QC Batch ID	Prep Method
1	EPA-8082	03/21/23 17:15	03/22/23 13:06	HKS	GC-14	1.017	B162884	EPA 3550B

DCN = Data Continuation Number

The results in this report apply to the samples analyzed in accordance with the chain of custody document. This analytical report must be reproduced in its entirety.
All results listed in this report are for the exclusive use of the submitting party. Pace Analytical assumes no responsibility for report alteration, separation, detachment or third party interpretation.

ATLAS - Modesto 1117 Lone Palm Avenue Modesto, CA 95351	**Reported:** 03/29/2023 13:21 Project: KJMS Project Number: Z054000356 Project Manager: Jeanne Homsey

Total Concentrations (TTLC)

BCL Sample ID: 2305468-01 | **Client Sample Name:** KJMS-26, 3/16/2023 12:25:00PM, Alex Flores/Jim Kundert

Constituent	Result	Units	PQL	MDL	Method	MB Bias	Lab Quals	DCN
Lead	**7.0**	**mg/kg**	**2.5**	**0.41**	**EPA-6010B**	ND		1

DCN	Method	Prep Date	Run Date/Time	Analyst	Instrument	Dilution	QC Batch ID	Prep Method
1	EPA-6010B	03/20/23 08:10	03/21/23 14:00	JCC	PE-OP3	0.990	B162251	EPA 3050B

DCN = Data Continuation Number

The results in this report apply to the samples analyzed in accordance with the chain of custody document. This analytical report must be reproduced in its entirety.
All results listed in this report are for the exclusive use of the submitting party. Pace Analytical assumes no responsibility for report alteration, separation, detachment or third party interpretation.

ATLAS - Modesto 1117 Lone Palm Avenue Modesto, CA 95351	**Reported:** 03/29/2023 13:21 Project: KJMS Project Number: Z054000356 Project Manager: Jeanne Homsey

PCB Analysis (EPA Method 8082)

BCL Sample ID: 2305468-02 | **Client Sample Name:** KJMS-27, 3/16/2023 12:48:00PM, Alex Flores/Jim Kundert

Constituent	Result	Units	PQL	MDL	Method	MB Bias	Lab Quals	DCN
PCB-1016	ND	mg/kg	0.010	0.0023	EPA-8082	ND		1
PCB-1221	ND	mg/kg	0.010	0.0033	EPA-8082	ND		1
PCB-1232	ND	mg/kg	0.010	0.0026	EPA-8082	ND		1
PCB-1242	ND	mg/kg	0.010	0.0015	EPA-8082	ND		1
PCB-1248	ND	mg/kg	0.010	0.0021	EPA-8082	ND		1
PCB-1254	ND	mg/kg	0.010	0.0016	EPA-8082	ND		1
PCB-1260	ND	mg/kg	0.010	0.0018	EPA-8082	ND		1
Total PCB's (Summation)	ND	mg/kg	0.010	0.0050	EPA-8082	ND		1
Decachlorobiphenyl (Surrogate)	38.3	%	40 - 120 (LCL - UCL)		EPA-8082		S09	1

DCN	Method	Prep Date	Run Date/Time	Analyst	Instrument	Dilution	QC Batch ID	Prep Method
1	EPA-8082	03/21/23 17:15	03/22/23 13:18	HKS	GC-14	1	B162884	EPA 3550B

DCN = Data Continuation Number

The results in this report apply to the samples analyzed in accordance with the chain of custody document. This analytical report must be reproduced in its entirety.
All results listed in this report are for the exclusive use of the submitting party. Pace Analytical assumes no responsibility for report alteration, separation, detachment or third party interpretation.

ATLAS - Modesto 1117 Lone Palm Avenue Modesto, CA 95351	**Reported:** 03/29/2023 13:21 Project: KJMS Project Number: Z054000356 Project Manager: Jeanne Homsey

Total Concentrations (TTLC)

BCL Sample ID: 2305468-02 | **Client Sample Name:** KJMS-27, 3/16/2023 12:48:00PM, Alex Flores/Jim Kundert

Constituent	Result	Units	PQL	MDL	Method	MB Bias	Lab Quals	DCN
Lead	**7.4**	**mg/kg**	**2.5**	**0.41**	**EPA-6010B**	ND		1

DCN	Method	Prep Date	Run Date/Time	Analyst	Instrument	Dilution	QC Batch ID	Prep Method
1	EPA-6010B	03/20/23 08:10	03/21/23 14:01	JCC	PE-OP3	0.980	B162251	EPA 3050B

DCN = Data Continuation Number

The results in this report apply to the samples analyzed in accordance with the chain of custody document. This analytical report must be reproduced in its entirety.
All results listed in this report are for the exclusive use of the submitting party. Pace Analytical assumes no responsibility for report alteration, separation, detachment or third party interpretation.

ATLAS - Modesto 1117 Lone Palm Avenue Modesto, CA 95351	**Reported:** 03/29/2023 13:21 Project: KJMS Project Number: Z054000356 Project Manager: Jeanne Homsey

PCB Analysis (EPA Method 8082)

BCL Sample ID: 2305468-03 | **Client Sample Name:** KJMS-28, 3/16/2023 1:00:00PM, Alex Flores/Jim Kundert

Constituent	Result	Units	PQL	MDL	Method	MB Bias	Lab Quals	DCN
PCB-1016	ND	mg/kg	0.010	0.0023	EPA-8082	ND		1
PCB-1221	ND	mg/kg	0.010	0.0033	EPA-8082	ND		1
PCB-1232	ND	mg/kg	0.010	0.0026	EPA-8082	ND		1
PCB-1242	ND	mg/kg	0.010	0.0015	EPA-8082	ND		1
PCB-1248	ND	mg/kg	0.010	0.0021	EPA-8082	ND		1
PCB-1254	ND	mg/kg	0.010	0.0016	EPA-8082	ND		1
PCB-1260	ND	mg/kg	0.010	0.0018	EPA-8082	ND		1
Total PCB's (Summation)	ND	mg/kg	0.010	0.0050	EPA-8082	ND		1
Decachlorobiphenyl (Surrogate)	56.7	%	40 - 120 (LCL - UCL)		EPA-8082			1

DCN	Method	Prep Date	Run Date/Time	Analyst	Instrument	Dilution	QC Batch ID	Prep Method
1	EPA-8082	03/21/23 17:15	03/22/23 13:29	HKS	GC-14	0.990	B162884	EPA 3550B

DCN = Data Continuation Number

The results in this report apply to the samples analyzed in accordance with the chain of custody document. This analytical report must be reproduced in its entirety.
All results listed in this report are for the exclusive use of the submitting party. Pace Analytical assumes no responsibility for report alteration, separation, detachment or third party interpretation.

ATLAS - Modesto 1117 Lone Palm Avenue Modesto, CA 95351	**Reported:** 03/29/2023 13:21 Project: KJMS Project Number: Z054000356 Project Manager: Jeanne Homsey

Total Concentrations (TTLC)

BCL Sample ID: 2305468-03 | **Client Sample Name:** KJMS-28, 3/16/2023 1:00:00PM, Alex Flores/Jim Kundert

Constituent	Result	Units	PQL	MDL	Method	MB Bias	Lab Quals	DCN
Lead	**4.8**	**mg/kg**	**2.5**	**0.41**	**EPA-6010B**	ND		1

DCN	Method	Prep Date	Run Date/Time	Analyst	Instrument	Dilution	QC Batch ID	Prep Method
1	EPA-6010B	03/20/23 08:10	03/21/23 14:02	JCC	PE-OP3	0.909	B162251	EPA 3050B

DCN = Data Continuation Number

The results in this report apply to the samples analyzed in accordance with the chain of custody document. This analytical report must be reproduced in its entirety.
All results listed in this report are for the exclusive use of the submitting party. Pace Analytical assumes no responsibility for report alteration, separation, detachment or third party interpretation.

ATLAS - Modesto 1117 Lone Palm Avenue Modesto, CA 95351	**Reported:** 03/29/2023 13:21 Project: KJMS Project Number: Z054000356 Project Manager: Jeanne Homsey

PCB Analysis (EPA Method 8082)

BCL Sample ID: 2305468-04 | **Client Sample Name:** KJMS-29, 3/16/2023 1:30:00PM, Alex Flores/Jim Kundert

Constituent	Result	Units	PQL	MDL	Method	MB Bias	Lab Quals	DCN
PCB-1016	ND	mg/kg	0.010	0.0023	EPA-8082	ND		1
PCB-1221	ND	mg/kg	0.010	0.0033	EPA-8082	ND		1
PCB-1232	ND	mg/kg	0.010	0.0026	EPA-8082	ND		1
PCB-1242	ND	mg/kg	0.010	0.0015	EPA-8082	ND		1
PCB-1248	ND	mg/kg	0.010	0.0021	EPA-8082	ND		1
PCB-1254	ND	mg/kg	0.010	0.0016	EPA-8082	ND		1
PCB-1260	ND	mg/kg	0.010	0.0018	EPA-8082	ND		1
Total PCB's (Summation)	ND	mg/kg	0.010	0.0050	EPA-8082	ND		1
Decachlorobiphenyl (Surrogate)	31.7	%	40 - 120 (LCL - UCL)		EPA-8082		S09	1

DCN	Method	Prep Date	Run Date/Time	Analyst	Instrument	Dilution	QC Batch ID	Prep Method
1	EPA-8082	03/21/23 17:15	03/22/23 13:41	HKS	GC-14	0.997	B162884	EPA 3550B

DCN = Data Continuation Number

The results in this report apply to the samples analyzed in accordance with the chain of custody document. This analytical report must be reproduced in its entirety.
All results listed in this report are for the exclusive use of the submitting party. Pace Analytical assumes no responsibility for report alteration, separation, detachment or third party interpretation.

ATLAS - Modesto 1117 Lone Palm Avenue Modesto, CA 95351	**Reported:** 03/29/2023 13:21 Project: KJMS Project Number: Z054000356 Project Manager: Jeanne Homsey

Total Concentrations (TTLC)

BCL Sample ID: 2305468-04 | **Client Sample Name:** KJMS-29, 3/16/2023 1:30:00PM, Alex Flores/Jim Kundert

Constituent	Result	Units	PQL	MDL	Method	MB Bias	Lab Quals	DCN
Lead	**6.7**	**mg/kg**	**2.5**	**0.41**	**EPA-6010B**	ND		1

DCN	Method	Prep Date	Run Date/Time	Analyst	Instrument	Dilution	QC Batch ID	Prep Method
1	EPA-6010B	03/20/23 08:10	03/21/23 14:05	JCC	PE-OP3	1	B162251	EPA 3050B

DCN = Data Continuation Number

The results in this report apply to the samples analyzed in accordance with the chain of custody document. This analytical report must be reproduced in its entirety.
All results listed in this report are for the exclusive use of the submitting party. Pace Analytical assumes no responsibility for report alteration, separation, detachment or third party interpretation.

ATLAS - Modesto 1117 Lone Palm Avenue Modesto, CA 95351	**Reported:** 03/29/2023 13:21 Project: KJMS Project Number: Z054000356 Project Manager: Jeanne Homsey

PCB Analysis (EPA Method 8082)

BCL Sample ID: 2305468-05 | **Client Sample Name:** KJMS-Dup#3, 3/16/2023 12:00:00AM, Alex Flores/Jim Kundert

Constituent	Result	Units	PQL	MDL	Method	MB Bias	Lab Quals	DCN
PCB-1016	ND	mg/kg	0.010	0.0023	EPA-8082	ND		1
PCB-1221	ND	mg/kg	0.010	0.0033	EPA-8082	ND		1
PCB-1232	ND	mg/kg	0.010	0.0026	EPA-8082	ND		1
PCB-1242	ND	mg/kg	0.010	0.0015	EPA-8082	ND		1
PCB-1248	ND	mg/kg	0.010	0.0021	EPA-8082	ND		1
PCB-1254	ND	mg/kg	0.010	0.0016	EPA-8082	ND		1
PCB-1260	ND	mg/kg	0.010	0.0018	EPA-8082	ND		1
Total PCB's (Summation)	ND	mg/kg	0.010	0.0050	EPA-8082	ND		1
Decachlorobiphenyl (Surrogate)	40.0	%	40 - 120 (LCL - UCL)		EPA-8082			1

DCN	Method	Prep Date	Run Date/Time	Analyst	Instrument	Dilution	QC Batch ID	Prep Method
1	EPA-8082	03/21/23 17:15	03/22/23 13:52	HKS	GC-14	1.007	B162884	EPA 3550B

DCN = Data Continuation Number

The results in this report apply to the samples analyzed in accordance with the chain of custody document. This analytical report must be reproduced in its entirety.
All results listed in this report are for the exclusive use of the submitting party. Pace Analytical assumes no responsibility for report alteration, separation, detachment or third party interpretation.

ATLAS - Modesto 1117 Lone Palm Avenue Modesto, CA 95351	**Reported:** 03/29/2023 13:21 Project: KJMS Project Number: Z054000356 Project Manager: Jeanne Homsey

Total Concentrations (TTLC)

BCL Sample ID: 2305468-05 | **Client Sample Name:** KJMS-Dup#3, 3/16/2023 12:00:00AM, Alex Flores/Jim Kundert

Constituent	Result	Units	PQL	MDL	Method	MB Bias	Lab Quals	DCN
Lead	**7.8**	**mg/kg**	**2.5**	**0.41**	**EPA-6010B**	ND		1

DCN	Method	Prep Date	Run Date/Time	Analyst	Instrument	Dilution	QC Batch ID	Prep Method
1	EPA-6010B	03/20/23 08:10	03/21/23 13:17	JCC	PE-OP3	1	B162251	EPA 3050B

DCN = Data Continuation Number

The results in this report apply to the samples analyzed in accordance with the chain of custody document. This analytical report must be reproduced in its entirety.
All results listed in this report are for the exclusive use of the submitting party. Pace Analytical assumes no responsibility for report alteration, separation, detachment or third party interpretation.

ATLAS - Modesto 1117 Lone Palm Avenue Modesto, CA 95351	**Reported:** 03/29/2023 13:21 Project: KJMS Project Number: Z054000356 Project Manager: Jeanne Homsey

PCB Analysis (EPA Method 8082)

Quality Control Report - Method Blank Analysis

Constituent	QC Sample ID	MB Result	Units	PQL	MDL	Lab Quals	Run #
QC Batch ID: B162884							
PCB-1016	B162884-BLK1	ND	mg/kg	0.010	0.0023		1
PCB-1221	B162884-BLK1	ND	mg/kg	0.010	0.0033		1
PCB-1232	B162884-BLK1	ND	mg/kg	0.010	0.0026		1
PCB-1242	B162884-BLK1	ND	mg/kg	0.010	0.0015		1
PCB-1248	B162884-BLK1	ND	mg/kg	0.010	0.0021		1
PCB-1254	B162884-BLK1	ND	mg/kg	0.010	0.0016		1
PCB-1260	B162884-BLK1	ND	mg/kg	0.010	0.0018		1
Total PCB's (Summation)	B162884-BLK1	ND	mg/kg	0.010	0.0050		1
Decachlorobiphenyl (Surrogate)	**B162884-BLK1**	**88.3**	%	**40 - 120 (LCL - UCL)**			1

Run #	QC Sample ID	QC Type	Method	Prep Date	Run Date Time	Analyst	Instrument	Dilution
1	B162884-BLK1	PB	EPA-8082	03/21/23	03/22/23 09:53	HKS	GC-14	1.010

The results in this report apply to the samples analyzed in accordance with the chain of custody document. This analytical report must be reproduced in its entirety.
All results listed in this report are for the exclusive use of the submitting party. Pace Analytical assumes no responsibility for report alteration, separation, detachment or third party interpretation.

ATLAS - Modesto 1117 Lone Palm Avenue Modesto, CA 95351	**Reported:** 03/29/2023 13:21 Project: KJMS Project Number: Z054000356 Project Manager: Jeanne Homsey

PCB Analysis (EPA Method 8082)

Quality Control Report - Laboratory Control Sample

Constituent	QC Sample ID	Type	Result	Spike Level	Units	Percent Recovery	RPD	Control Limits Percent Recovery	Control Limits RPD	Lab Quals	Run #
QC Batch ID: B162884											
PCB-1016	B162884-BS1	LCS	0.081879	0.083893	mg/kg	97.6		60 - 120			1
PCB-1260	B162884-BS1	LCS	0.083221	0.083893	mg/kg	99.2		60 - 120			1
Decachlorobiphenyl (Surrogate)	B162884-BS1	LCS	0.020134	0.020134	mg/kg	100		40 - 120			1

Run #	QC Sample ID	QC Type	Method	Prep Date	Run Date Time	Analyst	Instrument	Dilution
1	B162884-BS1	LCS	EPA-8082	03/21/23	03/22/23 10:05	HKS	GC-14	1.007

The results in this report apply to the samples analyzed in accordance with the chain of custody document. This analytical report must be reproduced in its entirety.
All results listed in this report are for the exclusive use of the submitting party. Pace Analytical assumes no responsibility for report alteration, separation, detachment or third party interpretation.

ATLAS - Modesto
1117 Lone Palm Avenue
Modesto, CA 95351

Reported: 03/29/2023 13:21
Project: KJMS
Project Number: Z054000356
Project Manager: Jeanne Homsey

PCB Analysis (EPA Method 8082)

Quality Control Report - Precision & Accuracy

Constituent	Type	Source Sample ID	Source Result	Result	Spike Added	Units	RPD	Percent Recovery	Control Limits RPD	Control Limits Percent Recovery	Lab Quals	R#
QC Batch ID: B162884	Used client sample: N											
PCB-1016	MS	**2305467-10**	**ND**	**0.042384**	**0.082781**	**mg/kg**		**51.2**		**60 - 120**	**Q03**	1
	MSD	**2305467-10**	**ND**	**0.066000**	**0.083333**	**mg/kg**	**43.6**	**79.2**	**30**	**60 - 120**	**Q02**	2
PCB-1260	MS	**2305467-10**	**ND**	**0.028477**	**0.082781**	**mg/kg**		**34.4**		**60 - 120**	**Q03**	1
	MSD	**2305467-10**	**ND**	**0.051333**	**0.083333**	**mg/kg**	**57.3**	**61.6**	**30**	**60 - 120**	**Q02**	2
Decachlorobiphenyl (Surrogate)	MS	**2305467-10**	**ND**	**0.0062914**	**0.019868**	**mg/kg**		**31.7**		**40 - 120**	**S09**	1
	MSD	**2305467-10**	**ND**	**0.010000**	**0.020000**	**mg/kg**	**45.5**	**50.0**		**40 - 120**		2

Run #	QC Sample ID	QC Type	Method	Prep Date	Run Date Time	Analyst	Instrument	Dilution
1	B162884-MS1	MS	EPA-8082	03/21/23	03/22/23 10:16	HKS	GC-14	0.993
2	B162884-MSD1	MSD	EPA-8082	03/21/23	03/22/23 10:27	HKS	GC-14	1

The results in this report apply to the samples analyzed in accordance with the chain of custody document. This analytical report must be reproduced in its entirety.
All results listed in this report are for the exclusive use of the submitting party. Pace Analytical assumes no responsibility for report alteration, separation, detachment or third party interpretation.

ATLAS - Modesto 1117 Lone Palm Avenue Modesto, CA 95351	**Reported:** 03/29/2023 13:21 Project: KJMS Project Number: Z054000356 Project Manager: Jeanne Homsey

Total Concentrations (TTLC)

Quality Control Report - Method Blank Analysis

Constituent	QC Sample ID	MB Result	Units	PQL	MDL	Lab Quals	Run #
QC Batch ID: B162251							
Lead	B162251-BLK1	ND	mg/kg	2.5	0.41		1

Run #	QC Sample ID	QC Type	Method	Prep Date	Run Date Time	Analyst	Instrument	Dilution
1	B162251-BLK1	PB	EPA-6010B	03/20/23	03/21/23 13:14	JCC	PE-OP3	1

ATLAS - Modesto
1117 Lone Palm Avenue
Modesto, CA 95351

Reported: 03/29/2023 13:21
Project: KJMS
Project Number: Z054000356
Project Manager: Jeanne Homsey

Total Concentrations (TTLC)

Quality Control Report - Laboratory Control Sample

Constituent	QC Sample ID	Type	Result	Spike Level	Units	Percent Recovery	RPD	Control Limits Percent Recovery	Control Limits RPD	Lab Quals	Run #
QC Batch ID: B162251											
Lead	B162251-BS1	LCS	103.23	100.00	mg/kg	103		75 - 125			1

Run #	QC Sample ID	QC Type	Method	Prep Date	Run Date Time	Analyst	Instrument	Dilution
1	B162251-BS1	LCS	EPA-6010B	03/20/23	03/21/23 13:16	JCC	PE-OP3	1

The results in this report apply to the samples analyzed in accordance with the chain of custody document. This analytical report must be reproduced in its entirety.
All results listed in this report are for the exclusive use of the submitting party. Pace Analytical assumes no responsibility for report alteration, separation, detachment or third party interpretation.

ATLAS - Modesto 1117 Lone Palm Avenue Modesto, CA 95351	**Reported:** 03/29/2023 13:21 Project: KJMS Project Number: Z054000356 Project Manager: Jeanne Homsey

Total Concentrations (TTLC)

Quality Control Report - Precision & Accuracy

Constituent	Type	Source Sample ID	Source Result	Result	Spike Added	Units	RPD	Percent Recovery	Control Limits RPD	Control Limits Percent Recovery	Lab Quals	R#
QC Batch ID: B162251	Used client sample: Y - Description: KJMS-Dup#3, 03/16/2023 00:00											
Lead	DUP	**2305468-05**	**7.7955**	**6.0500**		**mg/kg**	**25.2**		**20**		**A02**	1
	MS	**2305468-05**	**7.7955**	**105.66**	**100.00**	**mg/kg**		**97.9**		**75 - 125**		2
	MSD	**2305468-05**	**7.7955**	**107.62**	**100.00**	**mg/kg**	**1.8**	**99.8**	**20**	**75 - 125**		3

Run #	QC Sample ID	QC Type	Method	Prep Date	Run Date Time	Analyst	Instrument	Dilution
1	B162251-DUP1	DUP	EPA-6010B	03/20/23	03/21/23 13:18	JCC	PE-OP3	1
2	B162251-MS1	MS	EPA-6010B	03/20/23	03/21/23 13:21	JCC	PE-OP3	1
3	B162251-MSD1	MSD	EPA-6010B	03/20/23	03/21/23 13:23	JCC	PE-OP3	1

The results in this report apply to the samples analyzed in accordance with the chain of custody document. This analytical report must be reproduced in its entirety.
All results listed in this report are for the exclusive use of the submitting party. Pace Analytical assumes no responsibility for report alteration, separation, detachment or third party interpretation.

Notes And Definitions

MDL	Method Detection Limit
ND	Analyte Not Detected
PQL	Practical Quantitation Limit
A02	The difference between duplicate readings is less than the quantitation limit.
Q02	Matrix spike precision is not within the control limits.
Q03	Matrix spike recovery(s) was(were) not within the control limits.
S09	The surrogate recovery for this compound was not within the control limits.

The results in this report apply to the samples analyzed in accordance with the chain of custody document. This analytical report must be reproduced in its entirety.
All results listed in this report are for the exclusive use of the submitting party. Pace Analytical assumes no responsibility for report alteration, separation, detachment or third party interpretation.

Date of Report: 03/24/2023

Jeanne Homsey

ATLAS - Modesto
1117 Lone Palm Avenue
Modesto, CA 95351

Client Project:	[none]
BCL Project:	KJMS
BCL Work Order:	2305261
Invoice ID:	B472218

Enclosed are the results of analyses for samples received by the laboratory on 3/16/2023. If you have any questions concerning this report, please feel free to contact me.

Sincerely,

Contact Person: Felicia Johnson
Client Service Rep

Stuart Buttram
Operations Manager

Certifications: CA ELAP #1186; NV #CA00014; OR ELAP #4032-001; AK UST101

The results in this report apply to the samples analyzed in accordance with the chain of custody document. This analytical report must be reproduced in its entirety.
All results listed in this report are for the exclusive use of the submitting party. Pace Analytical assumes no responsibility for report alteration, separation, detachment or third party interpretation.

Table of Contents

Sample Information

Chain of Custody and Cooler Receipt form..... 3
Laboratory / Client Sample Cross Reference..... 5

Sample Results

2305261-01 - KJMS- T 1-6"
PCB Analysis (EPA Method 8082)..... 7
2305261-02 - KJMS- T 2-6"
PCB Analysis (EPA Method 8082)..... 8
2305261-03 - KJMS- T 3-6"
PCB Analysis (EPA Method 8082)..... 9
2305261-04 - KJMS- T 4-6"
PCB Analysis (EPA Method 8082)..... 10
2305261-05 - KJMS- T 1- 18"
PCB Analysis (EPA Method 8082)..... 11
2305261-06 - KJMS- T 2- 18"
PCB Analysis (EPA Method 8082)..... 12
2305261-07 - KJMS- T 3- 18"
PCB Analysis (EPA Method 8082)..... 13
2305261-08 - KJMS- T 4- 18"
PCB Analysis (EPA Method 8082)..... 14
2305261-09 - KJMS- T DUP #1
PCB Analysis (EPA Method 8082)..... 15

Quality Control Reports

PCB Analysis (EPA Method 8082)
Method Blank Analysis..... 16
Laboratory Control Sample..... 17
Precision and Accuracy..... 18

Notes

Notes and Definitions..... 19

Pace Analytical® ENVIRONMENTAL SCIENCES

CHAIN-OF-CUSTODY Analytical Request Document

Submitting a sample via this chain of custody constitutes acknowledgment and acceptance of the Pace Terms and Conditions found at: https://info.pacelabs.com/hubfs/pas-standard-terms.pdf
Chain-of-Custody is a LEGAL DOCUMENT - Complete all relevant fields

LAB USE ONLY- Affix Workorder/Login Label Here or MTJL Log-In Number H

ALL BOLD OUTLINED AREAS are 2305261

Company: Atlas Technical
Address: 1117 Lone Palm Ave, Suite 201B Modesto, CA 95351
Report To: JEANNE HOMSEY

Billing Information: 1117 Lone Palm Ave, Suite 201B Modesto, CA 95351
email To: jeanne.homsey@oneatlas.com

Copy To: Jeanne.homsey@oneatlas.com
Site Collection Info/Address: 2641 Kent Drive, Sacramento, CA 95821
Customer Project Name/Number: KJMS
State: CA County/City: Sacramento Time Zone Collected: [ ]PT [ ]MT [ ]CT [ ]ET

Phone: (209)579-2221
Email:
Site/Facility ID #:
Compliance Monitoring? [ ] Yes [ ] No
Collected By (print): Alex Flores/Jim Kundert
Purchase Order # :
Quote #:
DW PWS ID #:
DW Location Code:
Collected By (signature): Alex Flores
Turnaround Date Required: Standard
Immediately Packed on Ice: [X] Yes [ ] No
Sample Disposal: [X] Dispose as appropriate [ ] Return [ ] Archive: _____ [ ] Hold:
Rush: (Expedite Charges Apply) [ ] Same Day [ ] Next Day [ ] 2 Day [ ] 3 Day [ ] 4 Day [ ] 5 Day [X] standard
Field Filtered (if applicable): [ ] Yes [ ] No
Analysis: _____

* Matrix Codes (insert in Matrix box below): Drinking Water (DW), Ground Water (GW), Wastewater (WW), Product (P), Soil/Solid (SL), Oil (OL), Wipe (WP), Air (AR), Tissue (TS), Bioassay (B), Vapor (V), Other (OT)

Container Preservative Type **

** Preservative Types: (1) nitric acid, (2) sulfuric acid, (3) hydrochloric acid, (4) sodium hydroxide, (5) zinc acetate, (6) methanol, (7) sodium bisulfate, (8) sodium thiosulfate, (9) hexane, (A) ascorbic acid, (B) ammonium sulfate, (C) ammonium hydroxide, (D) TSP, (U) Unpreserved, (O) Other _____

Lab Project Manager: Felicia Johnson

Analyses: PCB' (8082)

Customer Sample ID	Matrix *	Comp / Grab	Collected (or Composite Start) Date	Time	Composite End Date	Time	Res Cl	# of Ctns	Container Type: Plastic (P) or Glass (G)	PCB' (8082)
KJMS- T1-6"	S	X			031423	1416			G	X
KJMS- T2-6"	S	↓			↓	1430			↓	X
KJMS- T3-6"	S					1442				X
KJMS- T4-6"	S				↓	1450				X
KJMS- T1-18"	S				031523	0948				X
KJMS- T2-18"	S				↓	1002				X
KJMS- T3-18"	S					1020				X
KJMS- T4-18	S					1040				X
KJMS-T-Dup #1	S	↓			↓	—			↓	X
~~KJMS-~~	~~S~~									

DISTRIBUTION SUB OUT CHK BY

Lab Profile/Line:

Lab Sample Receipt Checklist:
Custody Seals Present/Intact Y N NA
Custody Signatures Present Y N NA
Collector Signature Present Y N NA
Bottles Intact Y N NA
Correct Bottles Y N NA
Sufficient Volume Y N NA
Samples Received on Ice Y N NA
VOA - Headspace Acceptable Y N NA
USDA Regulated Soils Y N NA
Samples in Holding Time Y N NA
Residual Chlorine Present Y N NA
Cl Strips: _____
Sample pH Acceptable Y N NA
pH Strips: _____
Sulfide Present Y N NA
Lead Acetate Strips: _____

LAB USE ONLY:
Lab Sample # / Comments:
23-05261
-1
-2
-3
-4
-5
-6
-7
-8
-9

Customer Remarks / Special Conditions / Possible Hazards:
See attachment for detection limit requirements
20% matrix spike/Matrix spike Duplicate (MS/MSD)

Type of Ice Used: Wet Blue Dry None
Packing Material Used:
Radchem sample(s) screened (<500 cpm): Y N NA

SHORT HOLDS PRESENT (<72 hours): Y N N/A
Lab Tracking #:
Samples received via: FEDEX UPS Client Courier Pace Courier

LAB Sample Temperature Info:
Temp Blank Received: Y N NA
Therm ID#: _____
Cooler 1 Temp Upon Receipt: __oC
Cooler 1 Therm Corr. Factor: __oC
Cooler 1 Corrected Temp: ____oC
Comments:

Relinquished by/Company: (Signature)	Date/Time:	Received by/Company: (Signature)	Date/Time:
Alex Flores/Atlas	031523/1210	Michelle Downs PN	
	31523/1324	Pace	3-16-23 0920

MTJL LAB USE ONLY
Table #:
Acctnum:
Template:
Prelogin:
PM:
PB:

Trip Blank Received: Y N NA
HCL MeOH TSP Other

Non Conformance(s): YES / NO
Page: ____ of: ____

The results in this report apply to the samples analyzed in accordance with the chain of custody document. This analytical report must be reproduced in its entirety.
All results listed in this report are for the exclusive use of the submitting party. Pace Analytical assumes no responsibility for report alteration, separation, detachment or third party interpretation.

Pace Analytical®
ENVIRONMENTAL SCIENCES

Chain of Custody and Cooler Receipt Form for 2305261 Page 2 of 2

PACE ANALYTICAL COOLER RECEIPT FORM Page 1 Of 1

Submission #: 23-05261

SHIPPING INFORMATION
Fed Ex ☐ UPS ☐ GSO / GLS ☒ Hand Delivery ☐
Pace Lab Field Service ☐ Other ☐ (Specify)_____

SHIPPING CONTAINER
Ice Chest ☒ None ☐ Box ☐
Other ☐ (Specify)_____

FREE LIQUID
YES ☒ NO ☐
W / S

Refrigerant: Ice ☒ Blue Ice ☐ None ☐ Other ☐ Comments:

Custody Seals Ice Chest ☒ Intact? Yes ☒ No ☐ Containers ☐ Intact? Yes ☐ No ☐ None ☐ Comments:

All samples received? Yes ☒ No ☐ All samples containers intact? Yes ☒ No ☐ Description(s) match COC? Yes ☒ No ☐

COC Received ☒ YES ☐ NO

Emissivity: 0.97 Container: Bleach glass Thermometer ID: 337
Temperature: (A) 1.2 °C / (C) 0.9 °C
Date/Time 3-16-23
Analyst Init SMH 0920

SAMPLE CONTAINERS	SAMPLE NUMBERS 1	2	3	4	5	6	7	8	9	10
QT PE UNPRES										
4oz / 8oz / 16oz PE UNPRES										
2oz Cr^{+6}										
QT INORGANIC CHEMICAL METALS										
INORGANIC CHEMICAL METALS 4oz / 8oz / 16oz										
PT CYANIDE										
PT NITROGEN FORMS										
PT TOTAL SULFIDE										
2oz. NITRATE / NITRITE										
PT TOTAL ORGANIC CARBON										
PT CHEMICAL OXYGEN DEMAND										
PtA PHENOLICS										
40ml VOA VIAL TRAVEL BLANK										
40ml VOA VIAL										
QT EPA 1664B										
PT ODOR										
RADIOLOGICAL										
BACTERIOLOGICAL										
40 ml VOA VIAL- 504										
QT EPA 508/608.3/8081A										
QT EPA 515.1/8151A										
QT EPA 525.2										
QT EPA 525.2 TRAVEL BLANK										
40ml EPA 547										
40ml EPA 531.1										
8oz EPA 548.1										
QT EPA 549.2										
QT EPA 8015M										
QT EPA 8270C										
8oz / 16oz / 32oz AMBER										
8oz / 16oz / 32oz JAR	A,B	A,B	A,B	A,B	A,B	A,B	A,B	A,B	A,B	
SOIL SLEEVE										
PCB VIAL										
PLASTIC BAG										
TEDLAR BAG										
FERROUS IRON										
ENCORE										
SMART KIT										
SUMMA CANISTER										

Comments:
Sample Numbering Completed By: MAJ Date/Time: 3/16/23 1731
A = Actual / C = Corrected

Rev 23 05/20/22
[S:\WP Dos\WordPerfect\ALL_DOCS\FORMS\GAMREC.rev 26]

ATLAS - Modesto
1117 Lone Palm Avenue
Modesto, CA 95351

Reported: 03/24/2023 15:38
Project: KJMS
Project Number: [none]
Project Manager: Jeanne Homsey

Laboratory / Client Sample Cross Reference

Laboratory	Client Sample Information			
2305261-01	**COC Number:**	---	**Receive Date:**	03/16/2023 09:28
	Project Number:	---	**Sampling Date:**	03/14/2023 14:16
	Sampling Location:	---	**Sample Depth:**	---
	Sampling Point:	KJMS- T 1-6"	**Lab Matrix:**	Solids
	Sampled By:	ALEX FLORES/ JIM KUDERT	**Sample Type:**	Soil
2305261-02	**COC Number:**	---	**Receive Date:**	03/16/2023 09:28
	Project Number:	---	**Sampling Date:**	03/14/2023 14:30
	Sampling Location:	---	**Sample Depth:**	---
	Sampling Point:	KJMS- T 2-6"	**Lab Matrix:**	Solids
	Sampled By:	ALEX FLORES/ JIM KUDERT	**Sample Type:**	Soil
2305261-03	**COC Number:**	---	**Receive Date:**	03/16/2023 09:28
	Project Number:	---	**Sampling Date:**	03/14/2023 14:42
	Sampling Location:	---	**Sample Depth:**	---
	Sampling Point:	KJMS- T 3-6"	**Lab Matrix:**	Solids
	Sampled By:	ALEX FLORES/ JIM KUDERT	**Sample Type:**	Soil
2305261-04	**COC Number:**	---	**Receive Date:**	03/16/2023 09:28
	Project Number:	---	**Sampling Date:**	03/14/2023 14:50
	Sampling Location:	---	**Sample Depth:**	---
	Sampling Point:	KJMS- T 4-6"	**Lab Matrix:**	Solids
	Sampled By:	ALEX FLORES/ JIM KUDERT	**Sample Type:**	Soil
2305261-05	**COC Number:**	---	**Receive Date:**	03/16/2023 09:28
	Project Number:	---	**Sampling Date:**	03/15/2023 09:48
	Sampling Location:	---	**Sample Depth:**	---
	Sampling Point:	KJMS- T 1- 18"	**Lab Matrix:**	Solids
	Sampled By:	ALEX FLORES/ JIM KUDERT	**Sample Type:**	Soil
2305261-06	**COC Number:**	---	**Receive Date:**	03/16/2023 09:28
	Project Number:	---	**Sampling Date:**	03/15/2023 10:02
	Sampling Location:	---	**Sample Depth:**	---
	Sampling Point:	KJMS- T 2- 18"	**Lab Matrix:**	Solids
	Sampled By:	ALEX FLORES/ JIM KUDERT	**Sample Type:**	Soil
2305261-07	**COC Number:**	---	**Receive Date:**	03/16/2023 09:28
	Project Number:	---	**Sampling Date:**	03/15/2023 10:20
	Sampling Location:	---	**Sample Depth:**	---
	Sampling Point:	KJMS- T 3- 18"	**Lab Matrix:**	Solids
	Sampled By:	ALEX FLORES/ JIM KUDERT	**Sample Type:**	Soil

The results in this report apply to the samples analyzed in accordance with the chain of custody document. This analytical report must be reproduced in its entirety.
All results listed in this report are for the exclusive use of the submitting party. Pace Analytical assumes no responsibility for report alteration, separation, detachment or third party interpretation.

ATLAS - Modesto 1117 Lone Palm Avenue Modesto, CA 95351	**Reported:** 03/24/2023 15:38 Project: KJMS Project Number: [none] Project Manager: Jeanne Homsey

Laboratory / Client Sample Cross Reference

Laboratory	Client Sample Information			
2305261-08	**COC Number:**	---	**Receive Date:**	03/16/2023 09:28
	Project Number:	---	**Sampling Date:**	03/15/2023 10:40
	Sampling Location:	---	**Sample Depth:**	---
	Sampling Point:	KJMS- T 4- 18"	**Lab Matrix:**	Solids
	Sampled By:	ALEX FLORES/ JIM KUDERT	**Sample Type:**	Soil
2305261-09	**COC Number:**	---	**Receive Date:**	03/16/2023 09:28
	Project Number:	---	**Sampling Date:**	03/15/2023 00:00
	Sampling Location:	---	**Sample Depth:**	---
	Sampling Point:	KJMS- T DUP #1	**Lab Matrix:**	Solids
	Sampled By:	ALEX FLORES/ JIM KUDERT	**Sample Type:**	Soil

The results in this report apply to the samples analyzed in accordance with the chain of custody document. This analytical report must be reproduced in its entirety.
All results listed in this report are for the exclusive use of the submitting party. Pace Analytical assumes no responsibility for report alteration, separation, detachment or third party interpretation.

ATLAS - Modesto 1117 Lone Palm Avenue Modesto, CA 95351	**Reported:** 03/24/2023 15:38 Project: KJMS Project Number: [none] Project Manager: Jeanne Homsey

PCB Analysis (EPA Method 8082)

BCL Sample ID: 2305261-01 | **Client Sample Name:** KJMS- T 1-6", 3/14/2023 2:16:00PM, ALEX FLORES/ JIM KUDERT

Constituent	Result	Units	PQL	MDL	Method	MB Bias	Lab Quals	DCN
PCB-1016	ND	mg/kg	0.010	0.0023	EPA-8082	ND		1
PCB-1221	ND	mg/kg	0.010	0.0033	EPA-8082	ND		1
PCB-1232	ND	mg/kg	0.010	0.0026	EPA-8082	ND		1
PCB-1242	ND	mg/kg	0.010	0.0015	EPA-8082	ND		1
PCB-1248	ND	mg/kg	0.010	0.0021	EPA-8082	ND		1
PCB-1254	ND	mg/kg	0.010	0.0016	EPA-8082	ND		1
PCB-1260	ND	mg/kg	0.010	0.0018	EPA-8082	ND		1
Total PCB's (Summation)	ND	mg/kg	0.010	0.0050	EPA-8082	ND		1
Decachlorobiphenyl (Surrogate)	43.3	%	40 - 120 (LCL - UCL)		EPA-8082			1

DCN	Method	Prep Date	Run Date/Time	Analyst	Instrument	Dilution	QC Batch ID	Prep Method
1	EPA-8082	03/21/23 19:10	03/21/23 22:01	HKS	GC-14	1.017	B162631	EPA 3550B

DCN = Data Continuation Number

The results in this report apply to the samples analyzed in accordance with the chain of custody document. This analytical report must be reproduced in its entirety.
All results listed in this report are for the exclusive use of the submitting party. Pace Analytical assumes no responsibility for report alteration, separation, detachment or third party interpretation.

ATLAS - Modesto 1117 Lone Palm Avenue Modesto, CA 95351	**Reported:** 03/24/2023 15:38 Project: KJMS Project Number: [none] Project Manager: Jeanne Homsey

PCB Analysis (EPA Method 8082)

BCL Sample ID: 2305261-02 | **Client Sample Name:** KJMS- T 2-6", 3/14/2023 2:30:00PM, ALEX FLORES/ JIM KUDERT

Constituent	Result	Units	PQL	MDL	Method	MB Bias	Lab Quals	DCN
PCB-1016	ND	mg/kg	0.010	0.0023	EPA-8082	ND		1
PCB-1221	ND	mg/kg	0.010	0.0033	EPA-8082	ND		1
PCB-1232	ND	mg/kg	0.010	0.0026	EPA-8082	ND		1
PCB-1242	ND	mg/kg	0.010	0.0015	EPA-8082	ND		1
PCB-1248	ND	mg/kg	0.010	0.0021	EPA-8082	ND		1
PCB-1254	ND	mg/kg	0.010	0.0016	EPA-8082	ND		1
PCB-1260	ND	mg/kg	0.010	0.0018	EPA-8082	ND		1
Total PCB's (Summation)	ND	mg/kg	0.010	0.0050	EPA-8082	ND		1
Decachlorobiphenyl (Surrogate)	30.0	%	40 - 120 (LCL - UCL)		EPA-8082		S09	1

DCN	Method	Prep Date	Run Date/Time	Analyst	Instrument	Dilution	QC Batch ID	Prep Method
1	EPA-8082	03/21/23 19:10	03/21/23 22:13	HKS	GC-14	1.007	B162631	EPA 3550B

DCN = Data Continuation Number

The results in this report apply to the samples analyzed in accordance with the chain of custody document. This analytical report must be reproduced in its entirety.
All results listed in this report are for the exclusive use of the submitting party. Pace Analytical assumes no responsibility for report alteration, separation, detachment or third party interpretation.

ATLAS - Modesto 1117 Lone Palm Avenue Modesto, CA 95351	**Reported:** 03/24/2023 15:38 Project: KJMS Project Number: [none] Project Manager: Jeanne Homsey

PCB Analysis (EPA Method 8082)

BCL Sample ID: 2305261-03 | **Client Sample Name:** KJMS- T 3-6", 3/14/2023 2:42:00PM, ALEX FLORES/ JIM KUDERT

Constituent	Result	Units	PQL	MDL	Method	MB Bias	Lab Quals	DCN
PCB-1016	ND	mg/kg	0.010	0.0023	EPA-8082	ND		1
PCB-1221	ND	mg/kg	0.010	0.0033	EPA-8082	ND		1
PCB-1232	ND	mg/kg	0.010	0.0026	EPA-8082	ND		1
PCB-1242	ND	mg/kg	0.010	0.0015	EPA-8082	ND		1
PCB-1248	ND	mg/kg	0.010	0.0021	EPA-8082	ND		1
PCB-1254	ND	mg/kg	0.010	0.0016	EPA-8082	ND		1
PCB-1260	ND	mg/kg	0.010	0.0018	EPA-8082	ND		1
Total PCB's (Summation)	ND	mg/kg	0.010	0.0050	EPA-8082	ND		1
Decachlorobiphenyl (Surrogate)	31.7	%	40 - 120 (LCL - UCL)		EPA-8082		S09	1

DCN	Method	Prep Date	Run Date/Time	Analyst	Instrument	Dilution	QC Batch ID	Prep Method
1	EPA-8082	03/21/23 19:10	03/21/23 22:24	HKS	GC-14	0.997	B162631	EPA 3550B

DCN = Data Continuation Number

The results in this report apply to the samples analyzed in accordance with the chain of custody document. This analytical report must be reproduced in its entirety.
All results listed in this report are for the exclusive use of the submitting party. Pace Analytical assumes no responsibility for report alteration, separation, detachment or third party interpretation.

ATLAS - Modesto 1117 Lone Palm Avenue Modesto, CA 95351	**Reported:** 03/24/2023 15:38 Project: KJMS Project Number: [none] Project Manager: Jeanne Homsey

PCB Analysis (EPA Method 8082)

BCL Sample ID: 2305261-04 | **Client Sample Name:** KJMS- T 4-6", 3/14/2023 2:50:00PM, ALEX FLORES/ JIM KUDERT

Constituent	Result	Units	PQL	MDL	Method	MB Bias	Lab Quals	DCN
PCB-1016	ND	mg/kg	0.010	0.0023	EPA-8082	ND		1
PCB-1221	ND	mg/kg	0.010	0.0033	EPA-8082	ND		1
PCB-1232	ND	mg/kg	0.010	0.0026	EPA-8082	ND		1
PCB-1242	ND	mg/kg	0.010	0.0015	EPA-8082	ND		1
PCB-1248	ND	mg/kg	0.010	0.0021	EPA-8082	ND		1
PCB-1254	ND	mg/kg	0.010	0.0016	EPA-8082	ND		1
PCB-1260	ND	mg/kg	0.010	0.0018	EPA-8082	ND		1
Total PCB's (Summation)	ND	mg/kg	0.010	0.0050	EPA-8082	ND		1
Decachlorobiphenyl (Surrogate)	41.7	%	40 - 120 (LCL - UCL)		EPA-8082			1

DCN	Method	Prep Date	Run Date/Time	Analyst	Instrument	Dilution	QC Batch ID	Prep Method
1	EPA-8082	03/21/23 19:10	03/21/23 22:35	HKS	GC-14	0.997	B162631	EPA 3550B

DCN = Data Continuation Number

ATLAS - Modesto 1117 Lone Palm Avenue Modesto, CA 95351	**Reported:** 03/24/2023 15:38 Project: KJMS Project Number: [none] Project Manager: Jeanne Homsey

PCB Analysis (EPA Method 8082)

BCL Sample ID: 2305261-05 | **Client Sample Name:** KJMS- T 1- 18", 3/15/2023 9:48:00AM, ALEX FLORES/ JIM KUDERT

Constituent	Result	Units	PQL	MDL	Method	MB Bias	Lab Quals	DCN
PCB-1016	ND	mg/kg	0.010	0.0023	EPA-8082	ND		1
PCB-1221	ND	mg/kg	0.010	0.0033	EPA-8082	ND		1
PCB-1232	ND	mg/kg	0.010	0.0026	EPA-8082	ND		1
PCB-1242	ND	mg/kg	0.010	0.0015	EPA-8082	ND		1
PCB-1248	ND	mg/kg	0.010	0.0021	EPA-8082	ND		1
PCB-1254	ND	mg/kg	0.010	0.0016	EPA-8082	ND		1
PCB-1260	ND	mg/kg	0.010	0.0018	EPA-8082	ND		1
Total PCB's (Summation)	ND	mg/kg	0.010	0.0050	EPA-8082	ND		1
Decachlorobiphenyl (Surrogate)	53.3	%	40 - 120 (LCL - UCL)		EPA-8082			1

DCN	Method	Prep Date	Run Date/Time	Analyst	Instrument	Dilution	QC Batch ID	Prep Method
1	EPA-8082	03/21/23 19:10	03/21/23 22:47	HKS	GC-14	0.987	B162631	EPA 3550B

DCN = Data Continuation Number

ATLAS - Modesto 1117 Lone Palm Avenue Modesto, CA 95351	**Reported:** 03/24/2023 15:38 Project: KJMS Project Number: [none] Project Manager: Jeanne Homsey

PCB Analysis (EPA Method 8082)

BCL Sample ID: 2305261-06 | **Client Sample Name:** KJMS- T 2- 18", 3/15/2023 10:02:00AM, ALEX FLORES/ JIM KUDERT

Constituent	Result	Units	PQL	MDL	Method	MB Bias	Lab Quals	DCN
PCB-1016	ND	mg/kg	0.010	0.0023	EPA-8082	ND		1
PCB-1221	ND	mg/kg	0.010	0.0033	EPA-8082	ND		1
PCB-1232	ND	mg/kg	0.010	0.0026	EPA-8082	ND		1
PCB-1242	ND	mg/kg	0.010	0.0015	EPA-8082	ND		1
PCB-1248	ND	mg/kg	0.010	0.0021	EPA-8082	ND		1
PCB-1254	ND	mg/kg	0.010	0.0016	EPA-8082	ND		1
PCB-1260	ND	mg/kg	0.010	0.0018	EPA-8082	ND		1
Total PCB's (Summation)	ND	mg/kg	0.010	0.0050	EPA-8082	ND		1
Decachlorobiphenyl (Surrogate)	48.3	%	40 - 120 (LCL - UCL)		EPA-8082			1

DCN	Method	Prep Date	Run Date/Time	Analyst	Instrument	Dilution	QC Batch ID	Prep Method
1	EPA-8082	03/21/23 19:10	03/21/23 23:10	HKS	GC-14	0.984	B162631	EPA 3550B

DCN = Data Continuation Number

The results in this report apply to the samples analyzed in accordance with the chain of custody document. This analytical report must be reproduced in its entirety.
All results listed in this report are for the exclusive use of the submitting party. Pace Analytical assumes no responsibility for report alteration, separation, detachment or third party interpretation.

ATLAS - Modesto 1117 Lone Palm Avenue Modesto, CA 95351	**Reported:** 03/24/2023 15:38 Project: KJMS Project Number: [none] Project Manager: Jeanne Homsey

PCB Analysis (EPA Method 8082)

BCL Sample ID: 2305261-07 | **Client Sample Name:** KJMS- T 3- 18", 3/15/2023 10:20:00AM, ALEX FLORES/ JIM KUDERT

Constituent	Result	Units	PQL	MDL	Method	MB Bias	Lab Quals	DCN
PCB-1016	ND	mg/kg	0.010	0.0023	EPA-8082	ND		1
PCB-1221	ND	mg/kg	0.010	0.0033	EPA-8082	ND		1
PCB-1232	ND	mg/kg	0.010	0.0026	EPA-8082	ND		1
PCB-1242	ND	mg/kg	0.010	0.0015	EPA-8082	ND		1
PCB-1248	ND	mg/kg	0.010	0.0021	EPA-8082	ND		1
PCB-1254	ND	mg/kg	0.010	0.0016	EPA-8082	ND		1
PCB-1260	ND	mg/kg	0.010	0.0018	EPA-8082	ND		1
Total PCB's (Summation)	ND	mg/kg	0.010	0.0050	EPA-8082	ND		1
Decachlorobiphenyl (Surrogate)	53.3	%	40 - 120 (LCL - UCL)		EPA-8082			1

DCN	Method	Prep Date	Run Date/Time	Analyst	Instrument	Dilution	QC Batch ID	Prep Method
1	EPA-8082	03/21/23 19:10	03/21/23 23:55	HKS	GC-14	0.997	B162631	EPA 3550B

DCN = Data Continuation Number

ATLAS - Modesto 1117 Lone Palm Avenue Modesto, CA 95351	**Reported:** 03/24/2023 15:38 Project: KJMS Project Number: [none] Project Manager: Jeanne Homsey

PCB Analysis (EPA Method 8082)

BCL Sample ID: 2305261-08 | **Client Sample Name:** KJMS- T 4- 18", 3/15/2023 10:40:00AM, ALEX FLORES/ JIM KUDERT

Constituent	Result	Units	PQL	MDL	Method	MB Bias	Lab Quals	DCN
PCB-1016	ND	mg/kg	0.010	0.0023	EPA-8082	ND		1
PCB-1221	ND	mg/kg	0.010	0.0033	EPA-8082	ND		1
PCB-1232	ND	mg/kg	0.010	0.0026	EPA-8082	ND		1
PCB-1242	ND	mg/kg	0.010	0.0015	EPA-8082	ND		1
PCB-1248	ND	mg/kg	0.010	0.0021	EPA-8082	ND		1
PCB-1254	ND	mg/kg	0.010	0.0016	EPA-8082	ND		1
PCB-1260	ND	mg/kg	0.010	0.0018	EPA-8082	ND		1
Total PCB's (Summation)	ND	mg/kg	0.010	0.0050	EPA-8082	ND		1
Decachlorobiphenyl (Surrogate)	46.7	%	40 - 120 (LCL - UCL)		EPA-8082			1

DCN	Method	Prep Date	Run Date/Time	Analyst	Instrument	Dilution	QC Batch ID	Prep Method
1	EPA-8082	03/21/23 19:10	03/22/23 00:07	HKS	GC-14	0.987	B162631	EPA 3550B

DCN = Data Continuation Number

ATLAS - Modesto 1117 Lone Palm Avenue Modesto, CA 95351	**Reported:** 03/24/2023 15:38 Project: KJMS Project Number: [none] Project Manager: Jeanne Homsey

PCB Analysis (EPA Method 8082)

BCL Sample ID: 2305261-09 | **Client Sample Name:** KJMS- T DUP #1, 3/15/2023 12:00:00AM, ALEX FLORES/ JIM KUDERT

Constituent	Result	Units	PQL	MDL	Method	MB Bias	Lab Quals	DCN
PCB-1016	ND	mg/kg	0.010	0.0023	EPA-8082	ND		1
PCB-1221	ND	mg/kg	0.010	0.0033	EPA-8082	ND		1
PCB-1232	ND	mg/kg	0.010	0.0026	EPA-8082	ND		1
PCB-1242	ND	mg/kg	0.010	0.0015	EPA-8082	ND		1
PCB-1248	ND	mg/kg	0.010	0.0021	EPA-8082	ND		1
PCB-1254	ND	mg/kg	0.010	0.0016	EPA-8082	ND		1
PCB-1260	ND	mg/kg	0.010	0.0018	EPA-8082	ND		1
Total PCB's (Summation)	ND	mg/kg	0.010	0.0050	EPA-8082	ND		1
Decachlorobiphenyl (Surrogate)	63.3	%	40 - 120 (LCL - UCL)		EPA-8082			1

DCN	Method	Prep Date	Run Date/Time	Analyst	Instrument	Dilution	QC Batch ID	Prep Method
1	EPA-8082	03/21/23 19:10	03/22/23 00:18	HKS	GC-14	0.997	B162631	EPA 3550B

DCN = Data Continuation Number

The results in this report apply to the samples analyzed in accordance with the chain of custody document. This analytical report must be reproduced in its entirety.
All results listed in this report are for the exclusive use of the submitting party. Pace Analytical assumes no responsibility for report alteration, separation, detachment or third party interpretation.

ATLAS - Modesto 1117 Lone Palm Avenue Modesto, CA 95351	**Reported:** 03/24/2023 15:38 Project: KJMS Project Number: [none] Project Manager: Jeanne Homsey

PCB Analysis (EPA Method 8082)

Quality Control Report - Method Blank Analysis

Constituent	QC Sample ID	MB Result	Units	PQL	MDL	Lab Quals	Run #
QC Batch ID: B162631							
PCB-1016	B162631-BLK1	ND	mg/kg	0.010	0.0023		1
PCB-1221	B162631-BLK1	ND	mg/kg	0.010	0.0033		1
PCB-1232	B162631-BLK1	ND	mg/kg	0.010	0.0026		1
PCB-1242	B162631-BLK1	ND	mg/kg	0.010	0.0015		1
PCB-1248	B162631-BLK1	ND	mg/kg	0.010	0.0021		1
PCB-1254	B162631-BLK1	ND	mg/kg	0.010	0.0016		1
PCB-1260	B162631-BLK1	ND	mg/kg	0.010	0.0018		1
Total PCB's (Summation)	B162631-BLK1	ND	mg/kg	0.010	0.0050		1
Decachlorobiphenyl (Surrogate)	**B162631-BLK1**	**85.0**	%	**40 - 120 (LCL - UCL)**			1

Run #	QC Sample ID	QC Type	Method	Prep Date	Run Date Time	Analyst	Instrument	Dilution
1	B162631-BLK1	PB	EPA-8082	03/21/23	03/21/23 21:16	HKS	GC-14	0.984

The results in this report apply to the samples analyzed in accordance with the chain of custody document. This analytical report must be reproduced in its entirety.
All results listed in this report are for the exclusive use of the submitting party. Pace Analytical assumes no responsibility for report alteration, separation, detachment or third party interpretation.

ATLAS - Modesto 1117 Lone Palm Avenue Modesto, CA 95351	**Reported:** 03/24/2023 15:38 Project: KJMS Project Number: [none] Project Manager: Jeanne Homsey

PCB Analysis (EPA Method 8082)

Quality Control Report - Laboratory Control Sample

Constituent	QC Sample ID	Type	Result	Spike Level	Units	Percent Recovery	RPD	Control Limits Percent Recovery	Control Limits RPD	Lab Quals	Run #
QC Batch ID: B162631											
PCB-1016	B162631-BS1	LCS	0.089967	0.083612	mg/kg	108		60 - 120			1
PCB-1260	B162631-BS1	LCS	0.095318	0.083612	mg/kg	114		60 - 120			1
Decachlorobiphenyl (Surrogate)	B162631-BS1	LCS	0.022074	0.020067	mg/kg	110		40 - 120			1

Run #	QC Sample ID	QC Type	Method	Prep Date	Run Date Time	Analyst	Instrument	Dilution
1	B162631-BS1	LCS	EPA-8082	03/21/23	03/21/23 21:27	HKS	GC-14	1.003

The results in this report apply to the samples analyzed in accordance with the chain of custody document. This analytical report must be reproduced in its entirety.
All results listed in this report are for the exclusive use of the submitting party. Pace Analytical assumes no responsibility for report alteration, separation, detachment or third party interpretation.

ATLAS - Modesto 1117 Lone Palm Avenue Modesto, CA 95351	**Reported:** 03/24/2023 15:38 Project: KJMS Project Number: [none] Project Manager: Jeanne Homsey

PCB Analysis (EPA Method 8082)

Quality Control Report - Precision & Accuracy

Constituent	Type	Source Sample ID	Source Result	Result	Spike Added	Units	RPD	Percent Recovery	Control Limits RPD	Control Limits Percent Recovery	Lab Quals	R#
QC Batch ID: B162631	Used client sample: Y - Description: KJMS- T DUP #1, 03/15/2023 00:00											
PCB-1016	MS	2305261-09	ND	0.062667	0.083333	mg/kg		75.2		60 - 120		1
	MSD	2305261-09	ND	0.054392	0.084459	mg/kg	14.1	64.4	30	60 - 120		2
PCB-1260	MS	**2305261-09**	**ND**	**0.057000**	**0.083333**	**mg/kg**		**68.4**		**60 - 120**		1
	MSD	**2305261-09**	**ND**	**0.041554**	**0.084459**	**mg/kg**	**31.3**	**49.2**	**30**	**60 - 120**	**Q02,Q03**	2
Decachlorobiphenyl (Surrogate)	MS	2305261-09	ND	0.012000	0.020000	mg/kg		60.0		40 - 120		1
	MSD	2305261-09	ND	0.0094595	0.020270	mg/kg	23.7	46.7		40 - 120		2

Run #	QC Sample ID	QC Type	Method	Prep Date	Run Date Time	Analyst	Instrument	Dilution
1	B162631-MS1	MS	EPA-8082	03/21/23	03/21/23 21:39	HKS	GC-14	1
2	B162631-MSD1	MSD	EPA-8082	03/21/23	03/21/23 21:50	HKS	GC-14	1.014

The results in this report apply to the samples analyzed in accordance with the chain of custody document. This analytical report must be reproduced in its entirety.
All results listed in this report are for the exclusive use of the submitting party. Pace Analytical assumes no responsibility for report alteration, separation, detachment or third party interpretation.

Notes And Definitions

MDL	Method Detection Limit
ND	Analyte Not Detected
PQL	Practical Quantitation Limit
Q02	Matrix spike precision is not within the control limits.
Q03	Matrix spike recovery(s) was(were) not within the control limits.
S09	The surrogate recovery for this compound was not within the control limits.

The results in this report apply to the samples analyzed in accordance with the chain of custody document. This analytical report must be reproduced in its entirety.
All results listed in this report are for the exclusive use of the submitting party. Pace Analytical assumes no responsibility for report alteration, separation, detachment or third party interpretation.

Date of Report: 03/21/2023

Jeanne Homsey

ATLAS - Modesto
1117 Lone Palm Avenue
Modesto, CA 95351

Client Project:	2054000356
BCL Project:	KJMS
BCL Work Order:	2305470
Invoice ID:	B471832

Enclosed are the results of analyses for samples received by the laboratory on 3/17/2023. If you have any questions concerning this report, please feel free to contact me.

Sincerely,

Contact Person: Felicia Johnson
Client Service Rep

Stuart Buttram
Operations Manager

Certifications: CA ELAP #1186; NV #CA00014; OR ELAP #4032-001; AK UST101

The results in this report apply to the samples analyzed in accordance with the chain of custody document. This analytical report must be reproduced in its entirety.
All results listed in this report are for the exclusive use of the submitting party. Pace Analytical assumes no responsibility for report alteration, separation, detachment or third party interpretation.

Table of Contents

Sample Information

Chain of Custody and Cooler Receipt form..... 3
Laboratory / Client Sample Cross Reference..... 5

Sample Results

2305470-01 - Shed-1-6"
Volatile Organic Analysis (EPA Method 8260B)..... 6
2305470-02 - Shed-2-6"
Volatile Organic Analysis (EPA Method 8260B)..... 9
2305470-03 - Dup
Volatile Organic Analysis (EPA Method 8260B)..... 12

Quality Control Reports

Volatile Organic Analysis (EPA Method 8260B)
Method Blank Analysis..... 15
Laboratory Control Sample..... 17
Precision and Accuracy..... 18

Notes

Notes and Definitions..... 19

Pace Analytical® ENVIRONMENTAL SCIENCES

ATLAS

1117 Lone Palm Ave. Ste. 201B
Modesto, CA 95358
Main Line: (209) 579-2221
Facsimile: (209) 579-2225

23-05470

CHAIN-OF-CUSTODY FORM

Project Name: Katherine Johnson MS
Project Number: 2054000356 Task: 11014
Client: San Juan Unified School District
Global ID:
Project Address: 2841 Kent Drive, Sacramento, CA 95821
Laboratory: BC Labororatories, Inc
Contact: Felicia Johnson
Lab Address/Phone: 4100 Atlas Ct, Bakersfield, CA 93308
ATC Project Manager: Jeanne Homsey
ATC PM Ph. No.: 209-579-2221
Email: jeanne.homsey@ONEATLAS.com
ATC Sampler: Alex Flores
Email:

Turnaround Time: (working days) __ 10 day __ 7 day __ 5 day __ 3 day __ 2 day __ 24 hr __ 2-8 hr _X_ STANDARD

2305470

Analyses Requested

ATC Sample ID	Sample Information: Date	Time	Matrix: Soil	Water	Vapor	Container Information: No.	Type	Preservative (HCL/HNO3 H2SO4)	Preserved	Unpreserved ICE		Field ID	Lead by 6010B	PCBs by 8082	Organochlorine Pesticides* by 8081A	Arsenic by 6010B	VOCs by 8260D			Notes/Comment
1 Shed-1-6"	031523	1230	X			1	SS liner			X							X			
2 Shed-2-6"	↓	1245	X			1	↓			X							X			
3 Dup	↓	—	X			1	↓			X							X			

CHK BY PM
DISTRIBUTION
SUB-OUT

Additional Comments: *See Katherine Johnson Middle School - PEA Investigation Proposed Sampling, Table 2 for required OCP detection limits.

EDF FORMAT

Relinquished By: Alex Flores	Date/Time: 031623/1220	Received By: Michelle Spencer PN	Date/Time: 3/16/23 1220
Relinquished By: [illegible]	Date/Time: 3/16/23 1322	Received By: [illegible]	Date/Time: 3-17-23 0930
Relinquished By:	Date/Time:	Received By:	Date/Time:

Sample Condition. Good? Yes ___ No ___ On Ice? Yes ___ No ___ Cooler Temp ____ Transportation Method: ____ Page _1__ of _1__

White - Lab Yellow - Lab Pink - ATC

The results in this report apply to the samples analyzed in accordance with the chain of custody document. This analytical report must be reproduced in its entirety.
All results listed in this report are for the exclusive use of the submitting party. Pace Analytical assumes no responsibility for report alteration, separation, detachment or third party interpretation.

Chain of Custody and Cooler Receipt Form for 2305470 Page 2 of 2

PACE ANALYTICAL — COOLER RECEIPT FORM — Page 1 Of

Submission #: 23-05470

SHIPPING INFORMATION: Fed Ex ☐ UPS ☐ GSO / GLS ☒ Hand Delivery ☐ Pace Lab Field Service ☐ Other ☐ (Specify)

SHIPPING CONTAINER: Ice Chest ☒ None ☐ Box ☐ Other ☐ (Specify)

FREE LIQUID: YES ☒ NO ☐ W / S

Refrigerant: Ice ☒ Blue Ice ☐ None ☐ Other ☐ Comments:

Custody Seals: Ice Chest ☐ Intact? Yes ☐ No ☐ Containers ☐ Intact? Yes ☐ No ☐ None ☒ Comments:

All samples received? Yes ☑ No ☐ All samples containers intact? Yes ☑ No ☐ Description(s) match COC? Yes ☑ No ☐

COC Received ☒ YES ☐ NO

Emissivity 0.97 Container: Clear glass Thermometer ID: 337 Temperature: (A) 5.6 °C / (C) 5.3 °C Date/Time 3-17-23 Analyst Init SMH 0930

SAMPLE CONTAINERS	SAMPLE NUMBERS 1	2	3	4	5	6	7	8	9	10
QT PE UNPRES										
4oz / 8oz / 16oz PE UNPRES										
2oz Cr^{+6}										
QT INORGANIC CHEMICAL METALS										
INORGANIC CHEMICAL METALS 4oz / 8oz / 16oz										
PT CYANIDE										
PT NITROGEN FORMS										
PT TOTAL SULFIDE										
2oz. NITRATE / NITRITE										
PT TOTAL ORGANIC CARBON										
PT CHEMICAL OXYGEN DEMAND										
PtA PHENOLICS										
40ml VOA VIAL TRAVEL BLANK										
40ml VOA VIAL										
QT EPA 1664B										
PT ODOR										
RADIOLOGICAL										
BACTERIOLOGICAL										
40 ml VOA VIAL- 504										
QT EPA 508/608.3/8081A										
QT EPA 515.1/8151A										
QT EPA 525.2										
QT EPA 525.2 TRAVEL BLANK										
40ml EPA 547										
40ml EPA 531.1										
8oz EPA 548.1										
QT EPA 549.2										
QT EPA 8015M										
QT EPA 8270C										
8oz / 16oz / 32oz AMBER										
8oz / 16oz / 32oz JAR										
SOIL SLEEVE METAL	A	A	A							
PCB VIAL										
PLASTIC BAG										
TEDLAR BAG										
FERROUS IRON										
ENCORE										
SMART KIT										
SUMMA CANISTER										

Comments:

Sample Numbering Completed By: [illegible] Date/Time: 3-17-23 [illegible]

A = Actual / C = Corrected

Rev 23 05/20/22

[S:\WPDocs\WordPerfect\LAB_DOCS\FORMS\MISC\rev 23]

ATLAS - Modesto 1117 Lone Palm Avenue Modesto, CA 95351	**Reported:** 03/21/2023 12:09 Project: KJMS Project Number: 2054000356 Project Manager: Jeanne Homsey

Laboratory / Client Sample Cross Reference

Laboratory	Client Sample Information			
2305470-01	**COC Number:**	---	**Receive Date:**	03/17/2023 09:30
	Project Number:	---	**Sampling Date:**	03/15/2023 12:30
	Sampling Location:	---	**Sample Depth:**	---
	Sampling Point:	Shed-1-6"	**Lab Matrix:**	Solids
	Sampled By:	Alex Flores	**Sample Type:**	Soil
2305470-02	**COC Number:**	---	**Receive Date:**	03/17/2023 09:30
	Project Number:	---	**Sampling Date:**	03/15/2023 12:45
	Sampling Location:	---	**Sample Depth:**	---
	Sampling Point:	Shed-2-6"	**Lab Matrix:**	Solids
	Sampled By:	Alex Flores	**Sample Type:**	Soil
2305470-03	**COC Number:**	---	**Receive Date:**	03/17/2023 09:30
	Project Number:	---	**Sampling Date:**	03/15/2023 00:00
	Sampling Location:	---	**Sample Depth:**	---
	Sampling Point:	Dup	**Lab Matrix:**	Solids
	Sampled By:	Alex Flores	**Sample Type:**	Soil

The results in this report apply to the samples analyzed in accordance with the chain of custody document. This analytical report must be reproduced in its entirety.
All results listed in this report are for the exclusive use of the submitting party. Pace Analytical assumes no responsibility for report alteration, separation, detachment or third party interpretation.

ATLAS - Modesto
1117 Lone Palm Avenue
Modesto, CA 95351

Reported: 03/21/2023 12:09
Project: KJMS
Project Number: 2054000356
Project Manager: Jeanne Homsey

Volatile Organic Analysis (EPA Method 8260B)

BCL Sample ID: 2305470-01 | **Client Sample Name:** Shed-1-6", 3/15/2023 12:30:00PM, Alex Flores

Constituent	Result	Units	PQL	MDL	Method	MB Bias	Lab Quals	DCN
Benzene	ND	mg/kg	0.0050	0.00067	EPA-8260B	ND		1
Bromobenzene	ND	mg/kg	0.0050	0.00087	EPA-8260B	ND		1
Bromochloromethane	ND	mg/kg	0.0050	0.00081	EPA-8260B	ND		1
Bromodichloromethane	ND	mg/kg	0.0050	0.00078	EPA-8260B	ND		1
Bromoform	ND	mg/kg	0.0050	0.00070	EPA-8260B	ND		1
Bromomethane	ND	mg/kg	0.0050	0.0017	EPA-8260B	ND		1
n-Butylbenzene	ND	mg/kg	0.0050	0.00076	EPA-8260B	ND		1
sec-Butylbenzene	ND	mg/kg	0.0050	0.00071	EPA-8260B	ND		1
tert-Butylbenzene	ND	mg/kg	0.0050	0.00085	EPA-8260B	ND		1
Carbon tetrachloride	ND	mg/kg	0.0050	0.00078	EPA-8260B	ND		1
Chlorobenzene	ND	mg/kg	0.0050	0.00077	EPA-8260B	ND		1
Chloroethane	ND	mg/kg	0.0050	0.0011	EPA-8260B	ND		1
Chloroform	ND	mg/kg	0.0050	0.00090	EPA-8260B	ND		1
Chloromethane	ND	mg/kg	0.0050	0.0011	EPA-8260B	ND		1
2-Chlorotoluene	ND	mg/kg	0.0050	0.00087	EPA-8260B	ND		1
4-Chlorotoluene	ND	mg/kg	0.0050	0.00070	EPA-8260B	ND		1
Dibromochloromethane	ND	mg/kg	0.0050	0.00080	EPA-8260B	ND		1
1,2-Dibromo-3-chloropropane	ND	mg/kg	0.0050	0.00096	EPA-8260B	ND		1
1,2-Dibromoethane	ND	mg/kg	0.0050	0.00082	EPA-8260B	ND		1
Dibromomethane	ND	mg/kg	0.0050	0.0014	EPA-8260B	ND		1
1,2-Dichlorobenzene	ND	mg/kg	0.0050	0.00079	EPA-8260B	ND		1
1,3-Dichlorobenzene	ND	mg/kg	0.0050	0.00073	EPA-8260B	ND		1
1,4-Dichlorobenzene	ND	mg/kg	0.0050	0.00073	EPA-8260B	ND		1
Dichlorodifluoromethane	ND	mg/kg	0.0050	0.00079	EPA-8260B	ND		1
1,1-Dichloroethane	ND	mg/kg	0.0050	0.00064	EPA-8260B	ND		1
1,2-Dichloroethane	ND	mg/kg	0.0050	0.00073	EPA-8260B	ND		1
1,1-Dichloroethene	ND	mg/kg	0.0050	0.0011	EPA-8260B	ND		1
cis-1,2-Dichloroethene	ND	mg/kg	0.0050	0.00054	EPA-8260B	ND		1
trans-1,2-Dichloroethene	ND	mg/kg	0.0050	0.0037	EPA-8260B	ND		1
1,2-Dichloropropane	ND	mg/kg	0.0050	0.00080	EPA-8260B	ND		1
1,3-Dichloropropane	ND	mg/kg	0.0050	0.00067	EPA-8260B	ND		1
2,2-Dichloropropane	ND	mg/kg	0.0050	0.00067	EPA-8260B	ND		1
1,1-Dichloropropene	ND	mg/kg	0.0050	0.00067	EPA-8260B	ND		1

The results in this report apply to the samples analyzed in accordance with the chain of custody document. This analytical report must be reproduced in its entirety.
All results listed in this report are for the exclusive use of the submitting party. Pace Analytical assumes no responsibility for report alteration, separation, detachment or third party interpretation.

ATLAS - Modesto
1117 Lone Palm Avenue
Modesto, CA 95351

Reported: 03/21/2023 12:09
Project: KJMS
Project Number: 2054000356
Project Manager: Jeanne Homsey

Volatile Organic Analysis (EPA Method 8260B)

BCL Sample ID: 2305470-01 | **Client Sample Name:** Shed-1-6", 3/15/2023 12:30:00PM, Alex Flores

Constituent	Result	Units	PQL	MDL	Method	MB Bias	Lab Quals	DCN
cis-1,3-Dichloropropene	ND	mg/kg	0.0050	0.00058	EPA-8260B	ND		1
trans-1,3-Dichloropropene	ND	mg/kg	0.0050	0.00066	EPA-8260B	ND		1
Ethylbenzene	ND	mg/kg	0.0050	0.00069	EPA-8260B	ND		1
Hexachlorobutadiene	ND	mg/kg	0.0050	0.00067	EPA-8260B	ND		1
Isopropylbenzene	ND	mg/kg	0.0050	0.00080	EPA-8260B	ND		1
p-Isopropyltoluene	ND	mg/kg	0.0050	0.00059	EPA-8260B	ND		1
Methylene chloride	ND	mg/kg	0.010	0.0011	EPA-8260B	ND		1
Methyl t-butyl ether	ND	mg/kg	0.0050	0.00056	EPA-8260B	ND		1
Naphthalene	ND	mg/kg	0.0050	0.00099	EPA-8260B	ND		1
n-Propylbenzene	ND	mg/kg	0.0050	0.00071	EPA-8260B	ND		1
Styrene	ND	mg/kg	0.0050	0.00062	EPA-8260B	ND		1
1,1,1,2-Tetrachloroethane	ND	mg/kg	0.0050	0.00095	EPA-8260B	ND		1
1,1,2,2-Tetrachloroethane	ND	mg/kg	0.0050	0.00084	EPA-8260B	ND		1
Tetrachloroethene	ND	mg/kg	0.0050	0.00097	EPA-8260B	ND		1
Toluene	ND	mg/kg	0.0050	0.00069	EPA-8260B	ND		1
1,2,3-Trichlorobenzene	ND	mg/kg	0.0050	0.0015	EPA-8260B	ND		1
1,2,4-Trichlorobenzene	ND	mg/kg	0.0050	0.0014	EPA-8260B	ND		1
1,1,1-Trichloroethane	ND	mg/kg	0.0050	0.00067	EPA-8260B	ND		1
1,1,2-Trichloroethane	ND	mg/kg	0.0050	0.00094	EPA-8260B	ND		1
Trichloroethene	ND	mg/kg	0.0050	0.00074	EPA-8260B	ND		1
Trichlorofluoromethane	ND	mg/kg	0.0050	0.0015	EPA-8260B	ND		1
1,2,3-Trichloropropane	ND	mg/kg	0.0050	0.0019	EPA-8260B	ND		1
1,1,2-Trichloro-1,2,2-trifluoroethane	ND	mg/kg	0.0050	0.0010	EPA-8260B	ND		1
1,2,4-Trimethylbenzene	ND	mg/kg	0.0050	0.00080	EPA-8260B	ND		1
1,3,5-Trimethylbenzene	ND	mg/kg	0.0050	0.00066	EPA-8260B	ND		1
Vinyl chloride	ND	mg/kg	0.0050	0.00059	EPA-8260B	ND		1
Total Xylenes	ND	mg/kg	0.010	0.0025	EPA-8260B	ND		1
p- & m-Xylenes	ND	mg/kg	0.0050	0.0015	EPA-8260B	ND		1
o-Xylene	ND	mg/kg	0.0050	0.00093	EPA-8260B	ND		1
1,2-Dichloroethane-d4 (Surrogate)	103	%	70 - 121 (LCL - UCL)		EPA-8260B			1
Toluene-d8 (Surrogate)	100	%	81 - 117 (LCL - UCL)		EPA-8260B			1
4-Bromofluorobenzene (Surrogate)	99.8	%	74 - 121 (LCL - UCL)		EPA-8260B			1

The results in this report apply to the samples analyzed in accordance with the chain of custody document. This analytical report must be reproduced in its entirety.
All results listed in this report are for the exclusive use of the submitting party. Pace Analytical assumes no responsibility for report alteration, separation, detachment or third party interpretation.

ATLAS - Modesto 1117 Lone Palm Avenue Modesto, CA 95351	**Reported:** 03/21/2023 12:09 Project: KJMS Project Number: 2054000356 Project Manager: Jeanne Homsey

Volatile Organic Analysis (EPA Method 8260B)

BCL Sample ID:	2305470-01	**Client Sample Name:**	Shed-1-6", 3/15/2023 12:30:00PM, Alex Flores

DCN	Method	Prep Date	Run Date/Time	Analyst	Instrument	Dilution	QC Batch ID	
1	EPA-8260B	03/17/23 20:09	03/17/23 21:28	EAB	MS-V17	1	B161924	EPA 5030 Soil MS

DCN = Data Continuation Number

ATLAS - Modesto
1117 Lone Palm Avenue
Modesto, CA 95351

Reported: 03/21/2023 12:09
Project: KJMS
Project Number: 2054000356
Project Manager: Jeanne Homsey

Volatile Organic Analysis (EPA Method 8260B)

BCL Sample ID: 2305470-02 | **Client Sample Name:** Shed-2-6", 3/15/2023 12:45:00PM, Alex Flores

Constituent	Result	Units	PQL	MDL	Method	MB Bias	Lab Quals	DCN
Benzene	ND	mg/kg	0.0050	0.00067	EPA-8260B	ND		1
Bromobenzene	ND	mg/kg	0.0050	0.00087	EPA-8260B	ND		1
Bromochloromethane	ND	mg/kg	0.0050	0.00081	EPA-8260B	ND		1
Bromodichloromethane	ND	mg/kg	0.0050	0.00078	EPA-8260B	ND		1
Bromoform	ND	mg/kg	0.0050	0.00070	EPA-8260B	ND		1
Bromomethane	ND	mg/kg	0.0050	0.0017	EPA-8260B	ND		1
n-Butylbenzene	ND	mg/kg	0.0050	0.00076	EPA-8260B	ND		1
sec-Butylbenzene	ND	mg/kg	0.0050	0.00071	EPA-8260B	ND		1
tert-Butylbenzene	ND	mg/kg	0.0050	0.00085	EPA-8260B	ND		1
Carbon tetrachloride	ND	mg/kg	0.0050	0.00078	EPA-8260B	ND		1
Chlorobenzene	ND	mg/kg	0.0050	0.00077	EPA-8260B	ND		1
Chloroethane	ND	mg/kg	0.0050	0.0011	EPA-8260B	ND		1
Chloroform	ND	mg/kg	0.0050	0.00090	EPA-8260B	ND		1
Chloromethane	ND	mg/kg	0.0050	0.0011	EPA-8260B	ND		1
2-Chlorotoluene	ND	mg/kg	0.0050	0.00087	EPA-8260B	ND		1
4-Chlorotoluene	ND	mg/kg	0.0050	0.00070	EPA-8260B	ND		1
Dibromochloromethane	ND	mg/kg	0.0050	0.00080	EPA-8260B	ND		1
1,2-Dibromo-3-chloropropane	ND	mg/kg	0.0050	0.00096	EPA-8260B	ND		1
1,2-Dibromoethane	ND	mg/kg	0.0050	0.00082	EPA-8260B	ND		1
Dibromomethane	ND	mg/kg	0.0050	0.0014	EPA-8260B	ND		1
1,2-Dichlorobenzene	ND	mg/kg	0.0050	0.00079	EPA-8260B	ND		1
1,3-Dichlorobenzene	ND	mg/kg	0.0050	0.00073	EPA-8260B	ND		1
1,4-Dichlorobenzene	ND	mg/kg	0.0050	0.00073	EPA-8260B	ND		1
Dichlorodifluoromethane	ND	mg/kg	0.0050	0.00079	EPA-8260B	ND		1
1,1-Dichloroethane	ND	mg/kg	0.0050	0.00064	EPA-8260B	ND		1
1,2-Dichloroethane	ND	mg/kg	0.0050	0.00073	EPA-8260B	ND		1
1,1-Dichloroethene	ND	mg/kg	0.0050	0.0011	EPA-8260B	ND		1
cis-1,2-Dichloroethene	ND	mg/kg	0.0050	0.00054	EPA-8260B	ND		1
trans-1,2-Dichloroethene	ND	mg/kg	0.0050	0.0037	EPA-8260B	ND		1
1,2-Dichloropropane	ND	mg/kg	0.0050	0.00080	EPA-8260B	ND		1
1,3-Dichloropropane	ND	mg/kg	0.0050	0.00067	EPA-8260B	ND		1
2,2-Dichloropropane	ND	mg/kg	0.0050	0.00067	EPA-8260B	ND		1
1,1-Dichloropropene	ND	mg/kg	0.0050	0.00067	EPA-8260B	ND		1

The results in this report apply to the samples analyzed in accordance with the chain of custody document. This analytical report must be reproduced in its entirety.
All results listed in this report are for the exclusive use of the submitting party. Pace Analytical assumes no responsibility for report alteration, separation, detachment or third party interpretation.

ATLAS - Modesto
1117 Lone Palm Avenue
Modesto, CA 95351

Reported: 03/21/2023 12:09
Project: KJMS
Project Number: 2054000356
Project Manager: Jeanne Homsey

Volatile Organic Analysis (EPA Method 8260B)

BCL Sample ID: 2305470-02 | **Client Sample Name:** Shed-2-6", 3/15/2023 12:45:00PM, Alex Flores

Constituent	Result	Units	PQL	MDL	Method	MB Bias	Lab Quals	DCN
cis-1,3-Dichloropropene	ND	mg/kg	0.0050	0.00058	EPA-8260B	ND		1
trans-1,3-Dichloropropene	ND	mg/kg	0.0050	0.00066	EPA-8260B	ND		1
Ethylbenzene	ND	mg/kg	0.0050	0.00069	EPA-8260B	ND		1
Hexachlorobutadiene	ND	mg/kg	0.0050	0.00067	EPA-8260B	ND		1
Isopropylbenzene	ND	mg/kg	0.0050	0.00080	EPA-8260B	ND		1
p-Isopropyltoluene	ND	mg/kg	0.0050	0.00059	EPA-8260B	ND		1
Methylene chloride	ND	mg/kg	0.010	0.0011	EPA-8260B	ND		1
Methyl t-butyl ether	ND	mg/kg	0.0050	0.00056	EPA-8260B	ND		1
Naphthalene	ND	mg/kg	0.0050	0.00099	EPA-8260B	ND		1
n-Propylbenzene	ND	mg/kg	0.0050	0.00071	EPA-8260B	ND		1
Styrene	ND	mg/kg	0.0050	0.00062	EPA-8260B	ND		1
1,1,1,2-Tetrachloroethane	ND	mg/kg	0.0050	0.00095	EPA-8260B	ND		1
1,1,2,2-Tetrachloroethane	ND	mg/kg	0.0050	0.00084	EPA-8260B	ND		1
Tetrachloroethene	ND	mg/kg	0.0050	0.00097	EPA-8260B	ND		1
Toluene	ND	mg/kg	0.0050	0.00069	EPA-8260B	ND		1
1,2,3-Trichlorobenzene	ND	mg/kg	0.0050	0.0015	EPA-8260B	ND		1
1,2,4-Trichlorobenzene	ND	mg/kg	0.0050	0.0014	EPA-8260B	ND		1
1,1,1-Trichloroethane	ND	mg/kg	0.0050	0.00067	EPA-8260B	ND		1
1,1,2-Trichloroethane	ND	mg/kg	0.0050	0.00094	EPA-8260B	ND		1
Trichloroethene	ND	mg/kg	0.0050	0.00074	EPA-8260B	ND		1
Trichlorofluoromethane	ND	mg/kg	0.0050	0.0015	EPA-8260B	ND		1
1,2,3-Trichloropropane	ND	mg/kg	0.0050	0.0019	EPA-8260B	ND		1
1,1,2-Trichloro-1,2,2-trifluoroethane	ND	mg/kg	0.0050	0.0010	EPA-8260B	ND		1
1,2,4-Trimethylbenzene	ND	mg/kg	0.0050	0.00080	EPA-8260B	ND		1
1,3,5-Trimethylbenzene	ND	mg/kg	0.0050	0.00066	EPA-8260B	ND		1
Vinyl chloride	ND	mg/kg	0.0050	0.00059	EPA-8260B	ND		1
Total Xylenes	ND	mg/kg	0.010	0.0025	EPA-8260B	ND		1
p- & m-Xylenes	ND	mg/kg	0.0050	0.0015	EPA-8260B	ND		1
o-Xylene	ND	mg/kg	0.0050	0.00093	EPA-8260B	ND		1
1,2-Dichloroethane-d4 (Surrogate)	101	%	70 - 121 (LCL - UCL)		EPA-8260B			1
Toluene-d8 (Surrogate)	100	%	81 - 117 (LCL - UCL)		EPA-8260B			1
4-Bromofluorobenzene (Surrogate)	99.4	%	74 - 121 (LCL - UCL)		EPA-8260B			1

The results in this report apply to the samples analyzed in accordance with the chain of custody document. This analytical report must be reproduced in its entirety.
All results listed in this report are for the exclusive use of the submitting party. Pace Analytical assumes no responsibility for report alteration, separation, detachment or third party interpretation.

ATLAS - Modesto 1117 Lone Palm Avenue Modesto, CA 95351	**Reported:** 03/21/2023 12:09 Project: KJMS Project Number: 2054000356 Project Manager: Jeanne Homsey

Volatile Organic Analysis (EPA Method 8260B)

BCL Sample ID:	2305470-02	**Client Sample Name:**	Shed-2-6", 3/15/2023 12:45:00PM, Alex Flores

DCN	Method	Prep Date	Run Date/Time	Analyst	Instrument	Dilution	QC Batch ID	
1	EPA-8260B	03/17/23 20:09	03/17/23 21:50	EAB	MS-V17	1	B161924	EPA 5030 Soil MS

DCN = Data Continuation Number

ATLAS - Modesto
1117 Lone Palm Avenue
Modesto, CA 95351

Reported: 03/21/2023 12:09
Project: KJMS
Project Number: 2054000356
Project Manager: Jeanne Homsey

Volatile Organic Analysis (EPA Method 8260B)

BCL Sample ID: 2305470-03 | **Client Sample Name:** Dup, 3/15/2023 12:00:00AM, Alex Flores

Constituent	Result	Units	PQL	MDL	Method	MB Bias	Lab Quals	DCN
Benzene	ND	mg/kg	0.0050	0.00067	EPA-8260B	ND		1
Bromobenzene	ND	mg/kg	0.0050	0.00087	EPA-8260B	ND		1
Bromochloromethane	ND	mg/kg	0.0050	0.00081	EPA-8260B	ND		1
Bromodichloromethane	ND	mg/kg	0.0050	0.00078	EPA-8260B	ND		1
Bromoform	ND	mg/kg	0.0050	0.00070	EPA-8260B	ND		1
Bromomethane	ND	mg/kg	0.0050	0.0017	EPA-8260B	ND		1
n-Butylbenzene	ND	mg/kg	0.0050	0.00076	EPA-8260B	ND		1
sec-Butylbenzene	ND	mg/kg	0.0050	0.00071	EPA-8260B	ND		1
tert-Butylbenzene	ND	mg/kg	0.0050	0.00085	EPA-8260B	ND		1
Carbon tetrachloride	ND	mg/kg	0.0050	0.00078	EPA-8260B	ND		1
Chlorobenzene	ND	mg/kg	0.0050	0.00077	EPA-8260B	ND		1
Chloroethane	ND	mg/kg	0.0050	0.0011	EPA-8260B	ND		1
Chloroform	ND	mg/kg	0.0050	0.00090	EPA-8260B	ND		1
Chloromethane	ND	mg/kg	0.0050	0.0011	EPA-8260B	ND		1
2-Chlorotoluene	ND	mg/kg	0.0050	0.00087	EPA-8260B	ND		1
4-Chlorotoluene	ND	mg/kg	0.0050	0.00070	EPA-8260B	ND		1
Dibromochloromethane	ND	mg/kg	0.0050	0.00080	EPA-8260B	ND		1
1,2-Dibromo-3-chloropropane	ND	mg/kg	0.0050	0.00096	EPA-8260B	ND		1
1,2-Dibromoethane	ND	mg/kg	0.0050	0.00082	EPA-8260B	ND		1
Dibromomethane	ND	mg/kg	0.0050	0.0014	EPA-8260B	ND		1
1,2-Dichlorobenzene	ND	mg/kg	0.0050	0.00079	EPA-8260B	ND		1
1,3-Dichlorobenzene	ND	mg/kg	0.0050	0.00073	EPA-8260B	ND		1
1,4-Dichlorobenzene	ND	mg/kg	0.0050	0.00073	EPA-8260B	ND		1
Dichlorodifluoromethane	ND	mg/kg	0.0050	0.00079	EPA-8260B	ND		1
1,1-Dichloroethane	ND	mg/kg	0.0050	0.00064	EPA-8260B	ND		1
1,2-Dichloroethane	ND	mg/kg	0.0050	0.00073	EPA-8260B	ND		1
1,1-Dichloroethene	ND	mg/kg	0.0050	0.0011	EPA-8260B	ND		1
cis-1,2-Dichloroethene	ND	mg/kg	0.0050	0.00054	EPA-8260B	ND		1
trans-1,2-Dichloroethene	ND	mg/kg	0.0050	0.0037	EPA-8260B	ND		1
1,2-Dichloropropane	ND	mg/kg	0.0050	0.00080	EPA-8260B	ND		1
1,3-Dichloropropane	ND	mg/kg	0.0050	0.00067	EPA-8260B	ND		1
2,2-Dichloropropane	ND	mg/kg	0.0050	0.00067	EPA-8260B	ND		1
1,1-Dichloropropene	ND	mg/kg	0.0050	0.00067	EPA-8260B	ND		1

The results in this report apply to the samples analyzed in accordance with the chain of custody document. This analytical report must be reproduced in its entirety.
All results listed in this report are for the exclusive use of the submitting party. Pace Analytical assumes no responsibility for report alteration, separation, detachment or third party interpretation.

ATLAS - Modesto
1117 Lone Palm Avenue
Modesto, CA 95351

Reported: 03/21/2023 12:09
Project: KJMS
Project Number: 2054000356
Project Manager: Jeanne Homsey

Volatile Organic Analysis (EPA Method 8260B)

BCL Sample ID: 2305470-03 | **Client Sample Name:** Dup, 3/15/2023 12:00:00AM, Alex Flores

Constituent	Result	Units	PQL	MDL	Method	MB Bias	Lab Quals	DCN
cis-1,3-Dichloropropene	ND	mg/kg	0.0050	0.00058	EPA-8260B	ND		1
trans-1,3-Dichloropropene	ND	mg/kg	0.0050	0.00066	EPA-8260B	ND		1
Ethylbenzene	ND	mg/kg	0.0050	0.00069	EPA-8260B	ND		1
Hexachlorobutadiene	ND	mg/kg	0.0050	0.00067	EPA-8260B	ND		1
Isopropylbenzene	ND	mg/kg	0.0050	0.00080	EPA-8260B	ND		1
p-Isopropyltoluene	ND	mg/kg	0.0050	0.00059	EPA-8260B	ND		1
Methylene chloride	ND	mg/kg	0.010	0.0011	EPA-8260B	ND		1
Methyl t-butyl ether	ND	mg/kg	0.0050	0.00056	EPA-8260B	ND		1
Naphthalene	ND	mg/kg	0.0050	0.00099	EPA-8260B	ND		1
n-Propylbenzene	ND	mg/kg	0.0050	0.00071	EPA-8260B	ND		1
Styrene	ND	mg/kg	0.0050	0.00062	EPA-8260B	ND		1
1,1,1,2-Tetrachloroethane	ND	mg/kg	0.0050	0.00095	EPA-8260B	ND		1
1,1,2,2-Tetrachloroethane	ND	mg/kg	0.0050	0.00084	EPA-8260B	ND		1
Tetrachloroethene	ND	mg/kg	0.0050	0.00097	EPA-8260B	ND		1
Toluene	ND	mg/kg	0.0050	0.00069	EPA-8260B	ND		1
1,2,3-Trichlorobenzene	ND	mg/kg	0.0050	0.0015	EPA-8260B	ND		1
1,2,4-Trichlorobenzene	ND	mg/kg	0.0050	0.0014	EPA-8260B	ND		1
1,1,1-Trichloroethane	ND	mg/kg	0.0050	0.00067	EPA-8260B	ND		1
1,1,2-Trichloroethane	ND	mg/kg	0.0050	0.00094	EPA-8260B	ND		1
Trichloroethene	ND	mg/kg	0.0050	0.00074	EPA-8260B	ND		1
Trichlorofluoromethane	ND	mg/kg	0.0050	0.0015	EPA-8260B	ND		1
1,2,3-Trichloropropane	ND	mg/kg	0.0050	0.0019	EPA-8260B	ND		1
1,1,2-Trichloro-1,2,2-trifluoroethane	ND	mg/kg	0.0050	0.0010	EPA-8260B	ND		1
1,2,4-Trimethylbenzene	ND	mg/kg	0.0050	0.00080	EPA-8260B	ND		1
1,3,5-Trimethylbenzene	ND	mg/kg	0.0050	0.00066	EPA-8260B	ND		1
Vinyl chloride	ND	mg/kg	0.0050	0.00059	EPA-8260B	ND		1
Total Xylenes	ND	mg/kg	0.010	0.0025	EPA-8260B	ND		1
p- & m-Xylenes	ND	mg/kg	0.0050	0.0015	EPA-8260B	ND		1
o-Xylene	ND	mg/kg	0.0050	0.00093	EPA-8260B	ND		1
1,2-Dichloroethane-d4 (Surrogate)	101	%	70 - 121 (LCL - UCL)		EPA-8260B			1
Toluene-d8 (Surrogate)	102	%	81 - 117 (LCL - UCL)		EPA-8260B			1
4-Bromofluorobenzene (Surrogate)	98.8	%	74 - 121 (LCL - UCL)		EPA-8260B			1

The results in this report apply to the samples analyzed in accordance with the chain of custody document. This analytical report must be reproduced in its entirety.
All results listed in this report are for the exclusive use of the submitting party. Pace Analytical assumes no responsibility for report alteration, separation, detachment or third party interpretation.

ATLAS - Modesto
1117 Lone Palm Avenue
Modesto, CA 95351

Reported: 03/21/2023 12:09
Project: KJMS
Project Number: 2054000356
Project Manager: Jeanne Homsey

Volatile Organic Analysis (EPA Method 8260B)

BCL Sample ID: 2305470-03 | **Client Sample Name:** Dup, 3/15/2023 12:00:00AM, Alex Flores

DCN	Method	Prep Date	Run Date/Time	Analyst	Instrument	Dilution	QC Batch ID	
1	EPA-8260B	03/17/23 20:09	03/17/23 22:12	EAB	MS-V17	1	B161924	EPA 5030 Soil MS

DCN = Data Continuation Number

The results in this report apply to the samples analyzed in accordance with the chain of custody document. This analytical report must be reproduced in its entirety.
All results listed in this report are for the exclusive use of the submitting party. Pace Analytical assumes no responsibility for report alteration, separation, detachment or third party interpretation.

ATLAS - Modesto
1117 Lone Palm Avenue
Modesto, CA 95351

Reported: 03/21/2023 12:09
Project: KJMS
Project Number: 2054000356
Project Manager: Jeanne Homsey

Volatile Organic Analysis (EPA Method 8260B)

Quality Control Report - Method Blank Analysis

Constituent	QC Sample ID	MB Result	Units	PQL	MDL	Lab Quals	Run #
QC Batch ID: B161924							
Benzene	B161924-BLK1	ND	mg/kg	0.0050	0.00067		1
Bromobenzene	B161924-BLK1	ND	mg/kg	0.0050	0.00087		1
Bromochloromethane	B161924-BLK1	ND	mg/kg	0.0050	0.00081		1
Bromodichloromethane	B161924-BLK1	ND	mg/kg	0.0050	0.00078		1
Bromoform	B161924-BLK1	ND	mg/kg	0.0050	0.00070		1
Bromomethane	B161924-BLK1	ND	mg/kg	0.0050	0.0017		1
n-Butylbenzene	B161924-BLK1	ND	mg/kg	0.0050	0.00076		1
sec-Butylbenzene	B161924-BLK1	ND	mg/kg	0.0050	0.00071		1
tert-Butylbenzene	B161924-BLK1	ND	mg/kg	0.0050	0.00085		1
Carbon tetrachloride	B161924-BLK1	ND	mg/kg	0.0050	0.00078		1
Chlorobenzene	B161924-BLK1	ND	mg/kg	0.0050	0.00077		1
Chloroethane	B161924-BLK1	ND	mg/kg	0.0050	0.0011		1
Chloroform	B161924-BLK1	ND	mg/kg	0.0050	0.00090		1
Chloromethane	B161924-BLK1	ND	mg/kg	0.0050	0.0011		1
2-Chlorotoluene	B161924-BLK1	ND	mg/kg	0.0050	0.00087		1
4-Chlorotoluene	B161924-BLK1	ND	mg/kg	0.0050	0.00070		1
Dibromochloromethane	B161924-BLK1	ND	mg/kg	0.0050	0.00080		1
1,2-Dibromo-3-chloropropane	B161924-BLK1	ND	mg/kg	0.0050	0.00096		1
1,2-Dibromoethane	B161924-BLK1	ND	mg/kg	0.0050	0.00082		1
Dibromomethane	B161924-BLK1	ND	mg/kg	0.0050	0.0014		1
1,2-Dichlorobenzene	B161924-BLK1	ND	mg/kg	0.0050	0.00079		1
1,3-Dichlorobenzene	B161924-BLK1	ND	mg/kg	0.0050	0.00073		1
1,4-Dichlorobenzene	B161924-BLK1	ND	mg/kg	0.0050	0.00073		1
Dichlorodifluoromethane	B161924-BLK1	ND	mg/kg	0.0050	0.00079		1
1,1-Dichloroethane	B161924-BLK1	ND	mg/kg	0.0050	0.00064		1
1,2-Dichloroethane	B161924-BLK1	ND	mg/kg	0.0050	0.00073		1
1,1-Dichloroethene	B161924-BLK1	ND	mg/kg	0.0050	0.0011		1
cis-1,2-Dichloroethene	B161924-BLK1	ND	mg/kg	0.0050	0.00054		1
trans-1,2-Dichloroethene	B161924-BLK1	ND	mg/kg	0.0050	0.0037		1
1,2-Dichloropropane	B161924-BLK1	ND	mg/kg	0.0050	0.00080		1
1,3-Dichloropropane	B161924-BLK1	ND	mg/kg	0.0050	0.00067		1
2,2-Dichloropropane	B161924-BLK1	ND	mg/kg	0.0050	0.00067		1
1,1-Dichloropropene	B161924-BLK1	ND	mg/kg	0.0050	0.00067		1
cis-1,3-Dichloropropene	B161924-BLK1	ND	mg/kg	0.0050	0.00058		1

The results in this report apply to the samples analyzed in accordance with the chain of custody document. This analytical report must be reproduced in its entirety.
All results listed in this report are for the exclusive use of the submitting party. Pace Analytical assumes no responsibility for report alteration, separation, detachment or third party interpretation.

ATLAS - Modesto
1117 Lone Palm Avenue
Modesto, CA 95351

Reported: 03/21/2023 12:09
Project: KJMS
Project Number: 2054000356
Project Manager: Jeanne Homsey

Volatile Organic Analysis (EPA Method 8260B)

Quality Control Report - Method Blank Analysis

Constituent	QC Sample ID	MB Result	Units	PQL	MDL	Lab Quals	Run #
QC Batch ID: B161924							
trans-1,3-Dichloropropene	B161924-BLK1	ND	mg/kg	0.0050	0.00066		1
Ethylbenzene	B161924-BLK1	ND	mg/kg	0.0050	0.00069		1
Hexachlorobutadiene	B161924-BLK1	ND	mg/kg	0.0050	0.00067		1
Isopropylbenzene	B161924-BLK1	ND	mg/kg	0.0050	0.00080		1
p-Isopropyltoluene	B161924-BLK1	ND	mg/kg	0.0050	0.00059		1
Methylene chloride	B161924-BLK1	ND	mg/kg	0.010	0.0011		1
Methyl t-butyl ether	B161924-BLK1	ND	mg/kg	0.0050	0.00056		1
Naphthalene	B161924-BLK1	ND	mg/kg	0.0050	0.00099		1
n-Propylbenzene	B161924-BLK1	ND	mg/kg	0.0050	0.00071		1
Styrene	B161924-BLK1	ND	mg/kg	0.0050	0.00062		1
1,1,1,2-Tetrachloroethane	B161924-BLK1	ND	mg/kg	0.0050	0.00095		1
1,1,2,2-Tetrachloroethane	B161924-BLK1	ND	mg/kg	0.0050	0.00084		1
Tetrachloroethene	B161924-BLK1	ND	mg/kg	0.0050	0.00097		1
Toluene	B161924-BLK1	ND	mg/kg	0.0050	0.00069		1
1,2,3-Trichlorobenzene	B161924-BLK1	ND	mg/kg	0.0050	0.0015		1
1,2,4-Trichlorobenzene	B161924-BLK1	ND	mg/kg	0.0050	0.0014		1
1,1,1-Trichloroethane	B161924-BLK1	ND	mg/kg	0.0050	0.00067		1
1,1,2-Trichloroethane	B161924-BLK1	ND	mg/kg	0.0050	0.00094		1
Trichloroethene	B161924-BLK1	ND	mg/kg	0.0050	0.00074		1
Trichlorofluoromethane	B161924-BLK1	ND	mg/kg	0.0050	0.0015		1
1,2,3-Trichloropropane	B161924-BLK1	ND	mg/kg	0.0050	0.0019		1
1,1,2-Trichloro-1,2,2-trifluoroethane	B161924-BLK1	ND	mg/kg	0.0050	0.0010		1
1,2,4-Trimethylbenzene	B161924-BLK1	ND	mg/kg	0.0050	0.00080		1
1,3,5-Trimethylbenzene	B161924-BLK1	ND	mg/kg	0.0050	0.00066		1
Vinyl chloride	B161924-BLK1	ND	mg/kg	0.0050	0.00059		1
Total Xylenes	B161924-BLK1	ND	mg/kg	0.010	0.0025		1
p- & m-Xylenes	B161924-BLK1	ND	mg/kg	0.0050	0.0015		1
o-Xylene	B161924-BLK1	ND	mg/kg	0.0050	0.00093		1
1,2-Dichloroethane-d4 (Surrogate)	**B161924-BLK1**	**103**	%	**70 - 121 (LCL - UCL)**			1
Toluene-d8 (Surrogate)	**B161924-BLK1**	**101**	%	**81 - 117 (LCL - UCL)**			1
4-Bromofluorobenzene (Surrogate)	**B161924-BLK1**	**96.4**	%	**74 - 121 (LCL - UCL)**			1

Run #	QC Sample ID	QC Type	Method	Prep Date	Run Date Time	Analyst	Instrument	Dilution
1	B161924-BLK1	PB	EPA-8260B	03/15/23	03/15/23 11:55	EAB	MS-V17	1

The results in this report apply to the samples analyzed in accordance with the chain of custody document. This analytical report must be reproduced in its entirety.
All results listed in this report are for the exclusive use of the submitting party. Pace Analytical assumes no responsibility for report alteration, separation, detachment or third party interpretation.

ATLAS - Modesto
1117 Lone Palm Avenue
Modesto, CA 95351

Reported: 03/21/2023 12:09
Project: KJMS
Project Number: 2054000356
Project Manager: Jeanne Homsey

Volatile Organic Analysis (EPA Method 8260B)

Quality Control Report - Laboratory Control Sample

Constituent	QC Sample ID	Type	Result	Spike Level	Units	Percent Recovery	RPD	Control Limits Percent Recovery	Control Limits RPD	Lab Quals	Run #
QC Batch ID: B161924											
Benzene	B161924-BS1	LCS	0.12721	0.12500	mg/kg	102		70 - 130			1
	B161924-BSD1	LCSD	0.13462	0.12500	mg/kg	108	5.7	70 - 130	20		2
Bromodichloromethane	B161924-BS1	LCS	0.13106	0.12500	mg/kg	105		70 - 130			1
	B161924-BSD1	LCSD	0.14083	0.12500	mg/kg	113	7.2	70 - 130	20		2
Chlorobenzene	B161924-BS1	LCS	0.12810	0.12500	mg/kg	102		70 - 130			1
	B161924-BSD1	LCSD	0.13836	0.12500	mg/kg	111	7.7	70 - 130	20		2
Chloroethane	B161924-BS1	LCS	0.12485	0.12500	mg/kg	99.9		70 - 130			1
	B161924-BSD1	LCSD	0.13222	0.12500	mg/kg	106	5.7	70 - 130	20		2
1,4-Dichlorobenzene	B161924-BS1	LCS	0.13471	0.12500	mg/kg	108		70 - 130			1
	B161924-BSD1	LCSD	0.14536	0.12500	mg/kg	116	7.6	70 - 130	20		2
1,1-Dichloroethane	B161924-BS1	LCS	0.12412	0.12500	mg/kg	99.3		70 - 130			1
	B161924-BSD1	LCSD	0.13105	0.12500	mg/kg	105	5.4	70 - 130	20		2
1,1-Dichloroethene	B161924-BS1	LCS	0.13087	0.12500	mg/kg	105		70 - 130			1
	B161924-BSD1	LCSD	0.13850	0.12500	mg/kg	111	5.7	70 - 130	20		2
Toluene	B161924-BS1	LCS	0.12685	0.12500	mg/kg	101		70 - 130			1
	B161924-BSD1	LCSD	0.13632	0.12500	mg/kg	109	7.2	70 - 130	20		2
Trichloroethene	B161924-BS1	LCS	0.12352	0.12500	mg/kg	98.8		70 - 130			1
	B161924-BSD1	LCSD	0.13394	0.12500	mg/kg	107	8.1	70 - 130	20		2
1,2-Dichloroethane-d4 (Surrogate)	B161924-BS1	LCS	0.051030	0.050000	mg/kg	102		70 - 121			1
	B161924-BSD1	LCSD	0.050220	0.050000	mg/kg	100	1.6	70 - 121			2
Toluene-d8 (Surrogate)	B161924-BS1	LCS	0.050590	0.050000	mg/kg	101		81 - 117			1
	B161924-BSD1	LCSD	0.050590	0.050000	mg/kg	101	0	81 - 117			2
4-Bromofluorobenzene (Surrogate)	B161924-BS1	LCS	0.049750	0.050000	mg/kg	99.5		74 - 121			1
	B161924-BSD1	LCSD	0.049990	0.050000	mg/kg	100	0.5	74 - 121			2

Run #	QC Sample ID	QC Type	Method	Prep Date	Run Date Time	Analyst	Instrument	Dilution
1	B161924-BS1	LCS	EPA-8260B	03/15/23	03/15/23 12:17	EAB	MS-V17	1
2	B161924-BSD1	LCSD	EPA-8260B	03/15/23	03/15/23 12:38	EAB	MS-V17	1

The results in this report apply to the samples analyzed in accordance with the chain of custody document. This analytical report must be reproduced in its entirety.
All results listed in this report are for the exclusive use of the submitting party. Pace Analytical assumes no responsibility for report alteration, separation, detachment or third party interpretation.

ATLAS - Modesto
1117 Lone Palm Avenue
Modesto, CA 95351

Reported: 03/21/2023 12:09
Project: KJMS
Project Number: 2054000356
Project Manager: Jeanne Homsey

Volatile Organic Analysis (EPA Method 8260B)

Quality Control Report - Precision & Accuracy

Constituent	Type	Source Sample ID	Source Result	Result	Spike Added	Units	RPD	Percent Recovery	Control Limits RPD	Control Limits Percent Recovery	Lab Quals	R#
QC Batch ID: B161924	Used client sample: N											
Benzene	MS	2304386-01	ND	0.12622	0.12500	mg/kg		101		70 - 130		1
	MSD	2304386-01	ND	0.12084	0.12500	mg/kg	4.4	96.7	20	70 - 130		2
Bromodichloromethane	MS	2304386-01	ND	0.12122	0.12500	mg/kg		97.0		70 - 130		1
	MSD	2304386-01	ND	0.11663	0.12500	mg/kg	3.9	93.3	20	70 - 130		2
Chlorobenzene	MS	2304386-01	ND	0.10963	0.12500	mg/kg		87.7		70 - 130		1
	MSD	2304386-01	ND	0.10622	0.12500	mg/kg	3.2	85.0	20	70 - 130		2
Chloroethane	MS	2304386-01	ND	0.13444	0.12500	mg/kg		108		70 - 130		1
	MSD	2304386-01	ND	0.13608	0.12500	mg/kg	1.2	109	20	70 - 130		2
1,4-Dichlorobenzene	MS	**2304386-01**	**ND**	**0.085220**	**0.12500**	**mg/kg**		**68.2**		**70 - 130**	**Q03**	1
	MSD	**2304386-01**	**ND**	**0.079860**	**0.12500**	**mg/kg**	**6.5**	**63.9**	**20**	**70 - 130**	**Q03**	2
1,1-Dichloroethane	MS	2304386-01	ND	0.12325	0.12500	mg/kg		98.6		70 - 130		1
	MSD	2304386-01	ND	0.11877	0.12500	mg/kg	3.7	95.0	20	70 - 130		2
1,1-Dichloroethene	MS	2304386-01	ND	0.13729	0.12500	mg/kg		110		70 - 130		1
	MSD	2304386-01	ND	0.13036	0.12500	mg/kg	5.2	104	20	70 - 130		2
Toluene	MS	2304386-01	0.0019600	0.11959	0.12500	mg/kg		94.1		70 - 130		1
	MSD	2304386-01	0.0019600	0.11544	0.12500	mg/kg	3.5	90.8	20	70 - 130		2
Trichloroethene	MS	2304386-01	ND	0.11944	0.12500	mg/kg		95.6		70 - 130		1
	MSD	2304386-01	ND	0.11479	0.12500	mg/kg	4.0	91.8	20	70 - 130		2
1,2-Dichloroethane-d4 (Surrogate)	MS	2304386-01	ND	0.050720	0.050000	mg/kg		101		70 - 121		1
	MSD	2304386-01	ND	0.049910	0.050000	mg/kg	1.6	99.8		70 - 121		2
Toluene-d8 (Surrogate)	MS	2304386-01	ND	0.050370	0.050000	mg/kg		101		81 - 117		1
	MSD	2304386-01	ND	0.050280	0.050000	mg/kg	0.2	101		81 - 117		2
4-Bromofluorobenzene (Surrogate)	MS	2304386-01	ND	0.048880	0.050000	mg/kg		97.8		74 - 121		1
	MSD	2304386-01	ND	0.049740	0.050000	mg/kg	1.7	99.5		74 - 121		2

Run #	QC Sample ID	QC Type	Method	Prep Date	Run Date Time	Analyst	Instrument	Dilution
1	B161924-MS1	MS	EPA-8260B	03/15/23	03/15/23 13:00	EAB	MS-V17	1
2	B161924-MSD1	MSD	EPA-8260B	03/15/23	03/15/23 13:22	EAB	MS-V17	1

The results in this report apply to the samples analyzed in accordance with the chain of custody document. This analytical report must be reproduced in its entirety.
All results listed in this report are for the exclusive use of the submitting party. Pace Analytical assumes no responsibility for report alteration, separation, detachment or third party interpretation.

Notes And Definitions

J	Estimated Value (CLP Flag)
MDL	Method Detection Limit
ND	Analyte Not Detected
PQL	Practical Quantitation Limit
Q03	Matrix spike recovery(s) was(were) not within the control limits.

Date of Report: 03/24/2023

Jeanne Homsey

ATLAS - Modesto
1117 Lone Palm Avenue
Modesto, CA 95351

Client Project:	[none]
BCL Project:	KJMS
BCL Work Order:	2305262
Invoice ID:	B472230

Enclosed are the results of analyses for samples received by the laboratory on 3/16/2023. If you have any questions concerning this report, please feel free to contact me.

Sincerely,

Contact Person: Felicia Johnson
Client Service Rep

Stuart Buttram
Operations Manager

Certifications: CA ELAP #1186; NV #CA00014; OR ELAP #4032-001; AK UST101

The results in this report apply to the samples analyzed in accordance with the chain of custody document. This analytical report must be reproduced in its entirety.
All results listed in this report are for the exclusive use of the submitting party. Pace Analytical assumes no responsibility for report alteration, separation, detachment or third party interpretation.

Table of Contents

Sample Information

Chain of Custody and Cooler Receipt form..... 3
Laboratory / Client Sample Cross Reference..... 5

Sample Results

2305262-01 - KJMS-OP1
Organochlorine Pesticides (EPA Method 8081A)..... 6
2305262-02 - KJMS-OP2
Organochlorine Pesticides (EPA Method 8081A)..... 7
2305262-03 - KJMS-OP3
Organochlorine Pesticides (EPA Method 8081A)..... 8
2305262-04 - KJMS-AR1
Total Concentrations (TTLC)..... 9
2305262-05 - KJMS-AR2
Total Concentrations (TTLC)..... 10
2305262-06 - KJMS-AR3
Total Concentrations (TTLC)..... 11

Quality Control Reports

Organochlorine Pesticides (EPA Method 8081A)
Method Blank Analysis..... 12
Laboratory Control Sample..... 13
Precision and Accuracy..... 14
Total Concentrations (TTLC)
Method Blank Analysis..... 15
Laboratory Control Sample..... 16
Precision and Accuracy..... 17

Notes

Notes and Definitions..... 18

Pace Analytical® ENVIRONMENTAL SCIENCES

23-05262

ATLAS

1117 Lone Palm Ave. Ste. 201B
Modesto, CA 95358
Main Line: (209) 579-2221
Facsimile: (209) 579-2225

CHAIN-OF-CUS

2305262

Project Name: Katherine Johnson MS
Client:
Project Number: Task: 11014
Global ID:
Project Address: 2641 Kent Drive, Sacramento, CA 95821
Laboratory: BC Laboroatories, Inc
Contact: Felicia Johnson
Lab Address/Phone: 4100 Atlas Ct, Bakersfield, CA 93308
ATC Project Manager: Jeanne Homsey
ATC PM Ph. No.: 209-579-2221
Email: jeanne.homsey@oncatlas.com
ATC Sampler: Jim Kundert
Email:

Turnaround Time: (working days) __ 10 day __ 7 day __ 5 day __ 2 day __ 24 hr _X_ STANDARD (____)

Analyses Requested

ATC Sample ID	Sample Information: Date	Time	Matrix: Soil	Water	Vapor	Container Information: No.	Type	Preservative (HCL/HNO3, H2SO4)	Preserved			Field ID	Lead by 6010B	PCBs by 8082	Organochlorine Pesticides* by 8081A	Arsenic by 6010B	VOCs by 8260D			Notes/Comment
KJMS-OP1	3-14-23	1510	X			2	8 oz					-1			X					composited in field
KJMS-OP2	3-15-23	1035	X			2	8 oz					-2			X					"
KJMS-OP3	3-15-23	1155	X			2	8 oz					-3			X					"
			X			1									X					
			X			1									X					
			X			1									X					
KJMS-AR1	3-15-23	1425	X			1	8 oz					-4				X				
KJMS-AR2	3-15-23	1030	X			1	8 oz					-5				X				
KJMS-AR3	3-15-23	1140	X			1	8 oz					-6				X				
			X			1										X				
			X			1										X				
			X			1										X				

CHK BY: PAG
DISTRIBUTION: SUB OUT ☒

Additional Comments: *See Katherine Johnson Middle School - PEA Investigation Proposed Sampling, Table 2 for required OCP detection limits.

☐ EDF FORMAT

Relinquished By:		Date/Time: 3-15-23 / 1210	Received By: Michelle Young PN	Date/Time: 3/15/23 1210	
Relinquished By: PN		Date/Time: 3.15.23 / 1329	Received By:	Date/Time: 3/16/23 0928	
Relinquished By:		Date/Time:	Received By:	Date/Time:	

Sample Condition. Good? Yes ___ No ___ On Ice? Yes ___ No ___ Cooler Temp ____ Transportation Method: ____ Page _1_ of _1_

White - Lab Yellow - Lab Pink - ATC

The results in this report apply to the samples analyzed in accordance with the chain of custody document. This analytical report must be reproduced in its entirety.
All results listed in this report are for the exclusive use of the submitting party. Pace Analytical assumes no responsibility for report alteration, separation, detachment or third party interpretation.

Pace Analytical®
ENVIRONMENTAL SCIENCES

Chain of Custody and Cooler Receipt Form for 2305262 Page 2 of 2

PACE ANALYTICAL — COOLER RECEIPT FORM — Page 1 Of

Submission #: 23-05262

SHIPPING INFORMATION	SHIPPING CONTAINER	FREE LIQUID
Fed Ex ☐ UPS ☐ GSO / GLS ☒ Hand Delivery ☐ Pace Lab Field Service ☐ Other ☐ (Specify)_____	Ice Chest ☒ None ☐ Box ☐ Other ☐ (Specify)_____	YES ☒ NO ☐ W / S

Refrigerant: Ice ☒ Blue Ice ☐ None ☐ Other ☐ Comments:

Custody Seals: Ice Chest ☒ Intact? Yes ☒ No ☐ — Containers ☐ Intact? Yes ☐ No ☐ — None ☐ Comments:

All samples received? Yes ☒ No ☐ All samples containers intact? Yes ☒ No ☐ Description(s) match COC? Yes ☒ No ☐

COC Received ☒ YES ☐ NO

Emissivity: 0.97 Container: Plastic glass Thermometer ID: 337 Date/Time 3-16-23

Temperature: (A) 1.2 °C / (C) 0.9 °C Analyst Init SMH 0930

SAMPLE CONTAINERS	SAMPLE NUMBERS 1	2	3	4	5	6	7	8	9	10
QT PE UNPRES										
4oz / 8oz / 16oz PE UNPRES										
2oz Cr^{+6}										
QT INORGANIC CHEMICAL METALS										
INORGANIC CHEMICAL METALS 4oz / 8oz / 16oz										
PT CYANIDE										
PT NITROGEN FORMS										
PT TOTAL SULFIDE										
2oz. NITRATE / NITRITE										
PT TOTAL ORGANIC CARBON										
PT CHEMICAL OXYGEN DEMAND										
PtA PHENOLICS										
40ml VOA VIAL TRAVEL BLANK										
40ml VOA VIAL										
QT EPA 1664B										
PT ODOR										
RADIOLOGICAL										
BACTERIOLOGICAL										
40 ml VOA VIAL- 504										
QT EPA 508/608.3/8081A										
QT EPA 515.1/8151A										
QT EPA 525.2										
QT EPA 525.2 TRAVEL BLANK										
40ml EPA 547										
40ml EPA 531.1										
8oz EPA 548.1										
QT EPA 549.2										
QT EPA 8015M										
QT EPA 8270C										
8oz / 16oz / 32oz AMBER										
8oz / 16oz / 32oz JAR	A/B	A/B	A/B	A	A	A				
SOIL SLEEVE										
PCB VIAL										
PLASTIC BAG										
TEDLAR BAG										
FERROUS IRON										
ENCORE										
SMART KIT										
SUMMA CANISTER										

Comments:

Sample Numbering Completed By: MAJ Date/Time: 3/16/23 1732

A = Actual / C = Corrected

Rev 23 05/20/22

[S:\WP\Doc\WordPerfect\LAB_DOCS\FORMS\SAMREC.rev 23]

ATLAS - Modesto 1117 Lone Palm Avenue Modesto, CA 95351	**Reported:** 03/24/2023 16:15 Project: KJMS Project Number: [none] Project Manager: Jeanne Homsey

Laboratory / Client Sample Cross Reference

Laboratory	Client Sample Information			
2305262-01	**COC Number:**	---	**Receive Date:**	03/16/2023 09:28
	Project Number:	---	**Sampling Date:**	03/14/2023 15:10
	Sampling Location:	---	**Sample Depth:**	---
	Sampling Point:	KJMS-OP1	**Lab Matrix:**	Solids
	Sampled By:	JIM KUNDERT	**Sample Type:**	Soil
2305262-02	**COC Number:**	---	**Receive Date:**	03/16/2023 09:28
	Project Number:	---	**Sampling Date:**	03/15/2023 10:35
	Sampling Location:	---	**Sample Depth:**	---
	Sampling Point:	KJMS-OP2	**Lab Matrix:**	Solids
	Sampled By:	JIM KUNDERT	**Sample Type:**	Soil
2305262-03	**COC Number:**	---	**Receive Date:**	03/16/2023 09:28
	Project Number:	---	**Sampling Date:**	03/15/2023 11:55
	Sampling Location:	---	**Sample Depth:**	---
	Sampling Point:	KJMS-OP3	**Lab Matrix:**	Solids
	Sampled By:	JIM KUNDERT	**Sample Type:**	Soil
2305262-04	**COC Number:**	---	**Receive Date:**	03/16/2023 09:28
	Project Number:	---	**Sampling Date:**	03/14/2023 14:25
	Sampling Location:	---	**Sample Depth:**	---
	Sampling Point:	KJMS-AR1	**Lab Matrix:**	Solids
	Sampled By:	JIM KUNDERT	**Sample Type:**	Soil
2305262-05	**COC Number:**	---	**Receive Date:**	03/16/2023 09:28
	Project Number:	---	**Sampling Date:**	03/15/2023 10:30
	Sampling Location:	---	**Sample Depth:**	---
	Sampling Point:	KJMS-AR2	**Lab Matrix:**	Solids
	Sampled By:	JIM KUNDERT	**Sample Type:**	Soil
2305262-06	**COC Number:**	---	**Receive Date:**	03/16/2023 09:28
	Project Number:	---	**Sampling Date:**	03/15/2023 11:40
	Sampling Location:	---	**Sample Depth:**	---
	Sampling Point:	KJMS-AR3	**Lab Matrix:**	Solids
	Sampled By:	JIM KUNDERT	**Sample Type:**	Soil

The results in this report apply to the samples analyzed in accordance with the chain of custody document. This analytical report must be reproduced in its entirety.
All results listed in this report are for the exclusive use of the submitting party. Pace Analytical assumes no responsibility for report alteration, separation, detachment or third party interpretation.

Pace Analytical
ENVIRONMENTAL SCIENCES

ATLAS - Modesto
1117 Lone Palm Avenue
Modesto, CA 95351

Reported: 03/24/2023 16:15
Project: KJMS
Project Number: [none]
Project Manager: Jeanne Homsey

Organochlorine Pesticides (EPA Method 8081A)

BCL Sample ID: 2305262-01 | **Client Sample Name:** KJMS-OP1, 3/14/2023 3:10:00PM, JIM KUNDERT

Constituent	Result	Units	PQL	MDL	Method	MB Bias	Lab Quals	DCN
Aldrin	ND	mg/kg	0.0025	0.000090	EPA-8081A	ND	A10	1
alpha-BHC	ND	mg/kg	0.0025	0.00019	EPA-8081A	ND	A10	1
beta-BHC	ND	mg/kg	0.0025	0.00024	EPA-8081A	ND	A10	1
delta-BHC	ND	mg/kg	0.0025	0.00018	EPA-8081A	ND	A10	1
gamma-BHC (Lindane)	ND	mg/kg	0.0025	0.000090	EPA-8081A	ND	A10	1
Chlordane (Technical)	ND	mg/kg	0.25	0.0050	EPA-8081A	ND	A10	1
4,4'-DDD	ND	mg/kg	0.0025	0.00032	EPA-8081A	ND	A10	1
4,4'-DDE	ND	mg/kg	0.0025	0.00048	EPA-8081A	ND	A10	1
4,4'-DDT	ND	mg/kg	0.0025	0.00020	EPA-8081A	ND	A10	1
Dieldrin	ND	mg/kg	0.0025	0.00018	EPA-8081A	ND	A10	1
Endosulfan I	ND	mg/kg	0.0025	0.00010	EPA-8081A	ND	A10	1
Endosulfan II	ND	mg/kg	0.0025	0.00017	EPA-8081A	ND	A10	1
Endosulfan sulfate	ND	mg/kg	0.0025	0.00013	EPA-8081A	ND	A10	1
Endrin	ND	mg/kg	0.0025	0.00032	EPA-8081A	ND	A10	1
Endrin aldehyde	ND	mg/kg	0.0025	0.000090	EPA-8081A	ND	A10	1
Endrin ketone	ND	mg/kg	0.0025	0.00032	EPA-8081A	ND	A10	1
Heptachlor	ND	mg/kg	0.0025	0.00043	EPA-8081A	ND	A10	1
Heptachlor epoxide	ND	mg/kg	0.0025	0.000085	EPA-8081A	ND	A10	1
Hexachlorobenzene	ND	mg/kg	0.010	0.0014	EPA-8081A	ND	A10	1
Hexachlorocyclopentadiene	ND	mg/kg	0.010	0.0016	EPA-8081A	ND	A10	1
Methoxychlor	ND	mg/kg	0.0025	0.00047	EPA-8081A	ND	A10	1
Toxaphene	ND	mg/kg	0.25	0.0070	EPA-8081A	ND	A10	1
TCMX (Surrogate)	40.4	%	20 - 130 (LCL - UCL)		EPA-8081A		A10	1
Decachlorobiphenyl (Surrogate)	63.4	%	40 - 130 (LCL - UCL)		EPA-8081A		A10	1

DCN	Method	Prep Date	Run Date/Time	Analyst	Instrument	Dilution	QC Batch ID	Prep Method
1	EPA-8081A	03/20/23 17:15	03/22/23 10:38	HKS	GC-17	4.918	B162635	EPA 3550B

DCN = Data Continuation Number

The results in this report apply to the samples analyzed in accordance with the chain of custody document. This analytical report must be reproduced in its entirety.
All results listed in this report are for the exclusive use of the submitting party. Pace Analytical assumes no responsibility for report alteration, separation, detachment or third party interpretation.

ATLAS - Modesto
1117 Lone Palm Avenue
Modesto, CA 95351

Reported: 03/24/2023 16:15
Project: KJMS
Project Number: [none]
Project Manager: Jeanne Homsey

Organochlorine Pesticides (EPA Method 8081A)

BCL Sample ID: 2305262-02 | **Client Sample Name:** KJMS-OP2, 3/15/2023 10:35:00AM, JIM KUNDERT

Constituent	Result	Units	PQL	MDL	Method	MB Bias	Lab Quals	DCN
Aldrin	ND	mg/kg	0.00050	0.000018	EPA-8081A	ND		1
alpha-BHC	ND	mg/kg	0.00050	0.000038	EPA-8081A	ND		1
beta-BHC	ND	mg/kg	0.00050	0.000048	EPA-8081A	ND		1
delta-BHC	ND	mg/kg	0.00050	0.000037	EPA-8081A	ND		1
gamma-BHC (Lindane)	ND	mg/kg	0.00050	0.000018	EPA-8081A	ND		1
Chlordane (Technical)	ND	mg/kg	0.050	0.0010	EPA-8081A	ND		1
4,4'-DDD	ND	mg/kg	0.00050	0.000064	EPA-8081A	ND		1
4,4'-DDE	ND	mg/kg	0.00050	0.000095	EPA-8081A	ND		1
4,4'-DDT	ND	mg/kg	0.00050	0.000040	EPA-8081A	ND		1
Dieldrin	ND	mg/kg	0.00050	0.000036	EPA-8081A	ND		1
Endosulfan I	ND	mg/kg	0.00050	0.000020	EPA-8081A	ND		1
Endosulfan II	ND	mg/kg	0.00050	0.000034	EPA-8081A	ND		1
Endosulfan sulfate	ND	mg/kg	0.00050	0.000026	EPA-8081A	ND		1
Endrin	ND	mg/kg	0.00050	0.000065	EPA-8081A	ND		1
Endrin aldehyde	ND	mg/kg	0.00050	0.000018	EPA-8081A	ND		1
Endrin ketone	ND	mg/kg	0.00050	0.000065	EPA-8081A	ND		1
Heptachlor	ND	mg/kg	0.00050	0.000086	EPA-8081A	ND		1
Heptachlor epoxide	ND	mg/kg	0.00050	0.000017	EPA-8081A	ND		1
Hexachlorobenzene	ND	mg/kg	0.0020	0.00029	EPA-8081A	ND		1
Hexachlorocyclopentadiene	ND	mg/kg	0.0020	0.00032	EPA-8081A	ND		1
Methoxychlor	ND	mg/kg	0.00050	0.000094	EPA-8081A	ND		1
Toxaphene	ND	mg/kg	0.050	0.0014	EPA-8081A	ND		1
TCMX (Surrogate)	72.2	%	20 - 130 (LCL - UCL)		EPA-8081A			1
Decachlorobiphenyl (Surrogate)	83.9	%	40 - 130 (LCL - UCL)		EPA-8081A			1

DCN	Method	Prep Date	Run Date/Time	Analyst	Instrument	Dilution	QC Batch ID	Prep Method
1	EPA-8081A	03/20/23 17:15	03/22/23 10:55	HKS	GC-17	0.990	B162635	EPA 3550B

DCN = Data Continuation Number

The results in this report apply to the samples analyzed in accordance with the chain of custody document. This analytical report must be reproduced in its entirety.
All results listed in this report are for the exclusive use of the submitting party. Pace Analytical assumes no responsibility for report alteration, separation, detachment or third party interpretation.

ATLAS - Modesto 1117 Lone Palm Avenue Modesto, CA 95351	**Reported:** 03/24/2023 16:15 Project: KJMS Project Number: [none] Project Manager: Jeanne Homsey

Organochlorine Pesticides (EPA Method 8081A)

BCL Sample ID: 2305262-03 | **Client Sample Name:** KJMS-OP3, 3/15/2023 11:55:00AM, JIM KUNDERT

Constituent	Result	Units	PQL	MDL	Method	MB Bias	Lab Quals	DCN
Aldrin	ND	mg/kg	0.00050	0.000018	EPA-8081A	ND		1
alpha-BHC	ND	mg/kg	0.00050	0.000038	EPA-8081A	ND		1
beta-BHC	ND	mg/kg	0.00050	0.000048	EPA-8081A	ND		1
delta-BHC	ND	mg/kg	0.00050	0.000037	EPA-8081A	ND		1
gamma-BHC (Lindane)	ND	mg/kg	0.00050	0.000018	EPA-8081A	ND		1
Chlordane (Technical)	ND	mg/kg	0.050	0.0010	EPA-8081A	ND		1
4,4'-DDD	ND	mg/kg	0.00050	0.000064	EPA-8081A	ND		1
4,4'-DDE	ND	mg/kg	0.00050	0.000095	EPA-8081A	ND		1
4,4'-DDT	ND	mg/kg	0.00050	0.000040	EPA-8081A	ND		1
Dieldrin	ND	mg/kg	0.00050	0.000036	EPA-8081A	ND		1
Endosulfan I	ND	mg/kg	0.00050	0.000020	EPA-8081A	ND		1
Endosulfan II	ND	mg/kg	0.00050	0.000034	EPA-8081A	ND		1
Endosulfan sulfate	ND	mg/kg	0.00050	0.000026	EPA-8081A	ND		1
Endrin	ND	mg/kg	0.00050	0.000065	EPA-8081A	ND		1
Endrin aldehyde	ND	mg/kg	0.00050	0.000018	EPA-8081A	ND		1
Endrin ketone	ND	mg/kg	0.00050	0.000065	EPA-8081A	ND		1
Heptachlor	ND	mg/kg	0.00050	0.000086	EPA-8081A	ND		1
Heptachlor epoxide	ND	mg/kg	0.00050	0.000017	EPA-8081A	ND		1
Hexachlorobenzene	ND	mg/kg	0.0020	0.00029	EPA-8081A	ND		1
Hexachlorocyclopentadiene	ND	mg/kg	0.0020	0.00032	EPA-8081A	ND		1
Methoxychlor	ND	mg/kg	0.00050	0.000094	EPA-8081A	ND		1
Toxaphene	ND	mg/kg	0.050	0.0014	EPA-8081A	ND		1
TCMX (Surrogate)	32.2	%	20 - 130 (LCL - UCL)		EPA-8081A			1
Decachlorobiphenyl (Surrogate)	52.3	%	40 - 130 (LCL - UCL)		EPA-8081A			1

DCN	Method	Prep Date	Run Date/Time	Analyst	Instrument	Dilution	QC Batch ID	Prep Method
1	EPA-8081A	03/20/23 17:15	03/22/23 11:12	HKS	GC-17	1	B162635	EPA 3550B

DCN = Data Continuation Number

The results in this report apply to the samples analyzed in accordance with the chain of custody document. This analytical report must be reproduced in its entirety.
All results listed in this report are for the exclusive use of the submitting party. Pace Analytical assumes no responsibility for report alteration, separation, detachment or third party interpretation.

ATLAS - Modesto 1117 Lone Palm Avenue Modesto, CA 95351	**Reported:** 03/24/2023 16:15 Project: KJMS Project Number: [none] Project Manager: Jeanne Homsey

Total Concentrations (TTLC)

BCL Sample ID: 2305262-04 | **Client Sample Name:** KJMS-AR1, 3/14/2023 2:25:00PM, JIM KUNDERT

Constituent	Result	Units	PQL	MDL	Method	MB Bias	Lab Quals	DCN
Arsenic	**3.6**	**mg/kg**	**1.0**	**0.40**	**EPA-6010B**	ND		1

DCN	Method	Prep Date	Run Date/Time	Analyst	Instrument	Dilution	QC Batch ID	Prep Method
1	EPA-6010B	03/20/23 08:10	03/21/23 13:29	JCC	PE-OP3	1	B162251	EPA 3050B

DCN = Data Continuation Number

The results in this report apply to the samples analyzed in accordance with the chain of custody document. This analytical report must be reproduced in its entirety.
All results listed in this report are for the exclusive use of the submitting party. Pace Analytical assumes no responsibility for report alteration, separation, detachment or third party interpretation.

ATLAS - Modesto 1117 Lone Palm Avenue Modesto, CA 95351	**Reported:** 03/24/2023 16:15 Project: KJMS Project Number: [none] Project Manager: Jeanne Homsey

Total Concentrations (TTLC)

BCL Sample ID: 2305262-05 | **Client Sample Name:** KJMS-AR2, 3/15/2023 10:30:00AM, JIM KUNDERT

Constituent	Result	Units	PQL	MDL	Method	MB Bias	Lab Quals	DCN
Arsenic	**3.2**	**mg/kg**	**1.0**	**0.40**	**EPA-6010B**	ND		1

DCN	Method	Prep Date	Run Date/Time	Analyst	Instrument	Dilution	QC Batch ID	Prep Method
1	EPA-6010B	03/20/23 08:10	03/21/23 13:30	JCC	PE-OP3	0.917	B162251	EPA 3050B

DCN = Data Continuation Number

The results in this report apply to the samples analyzed in accordance with the chain of custody document. This analytical report must be reproduced in its entirety.
All results listed in this report are for the exclusive use of the submitting party. Pace Analytical assumes no responsibility for report alteration, separation, detachment or third party interpretation.

ATLAS - Modesto 1117 Lone Palm Avenue Modesto, CA 95351	**Reported:** 03/24/2023 16:15 Project: KJMS Project Number: [none] Project Manager: Jeanne Homsey

Total Concentrations (TTLC)

BCL Sample ID: 2305262-06 | **Client Sample Name:** KJMS-AR3, 3/15/2023 11:40:00AM, JIM KUNDERT

Constituent	Result	Units	PQL	MDL	Method	MB Bias	Lab Quals	DCN
Arsenic	**5.0**	**mg/kg**	**2.0**	**0.80**	**EPA-6010B**	ND	**A10**	1

DCN	Method	Prep Date	Run Date/Time	Analyst	Instrument	Dilution	QC Batch ID	Prep Method
1	EPA-6010B	03/20/23 08:10	03/21/23 13:45	JCC	PE-OP3	1.923	B162251	EPA 3050B

DCN = Data Continuation Number

The results in this report apply to the samples analyzed in accordance with the chain of custody document. This analytical report must be reproduced in its entirety.
All results listed in this report are for the exclusive use of the submitting party. Pace Analytical assumes no responsibility for report alteration, separation, detachment or third party interpretation.

ATLAS - Modesto 1117 Lone Palm Avenue Modesto, CA 95351	**Reported:** 03/24/2023 16:15 Project: KJMS Project Number: [none] Project Manager: Jeanne Homsey

Organochlorine Pesticides (EPA Method 8081A)

Quality Control Report - Method Blank Analysis

Constituent	QC Sample ID	MB Result	Units	PQL	MDL	Lab Quals	Run #
QC Batch ID: B162635							
Aldrin	B162635-BLK1	ND	mg/kg	0.00050	0.000018		1
alpha-BHC	B162635-BLK1	ND	mg/kg	0.00050	0.000038		1
beta-BHC	B162635-BLK1	ND	mg/kg	0.00050	0.000048		1
delta-BHC	B162635-BLK1	ND	mg/kg	0.00050	0.000037		1
gamma-BHC (Lindane)	B162635-BLK1	ND	mg/kg	0.00050	0.000018		1
Chlordane (Technical)	B162635-BLK1	ND	mg/kg	0.050	0.0010		1
4,4'-DDD	B162635-BLK1	ND	mg/kg	0.00050	0.000064		1
4,4'-DDE	B162635-BLK1	ND	mg/kg	0.00050	0.000095		1
4,4'-DDT	B162635-BLK1	ND	mg/kg	0.00050	0.000040		1
Dieldrin	B162635-BLK1	ND	mg/kg	0.00050	0.000036		1
Endosulfan I	B162635-BLK1	ND	mg/kg	0.00050	0.000020		1
Endosulfan II	B162635-BLK1	ND	mg/kg	0.00050	0.000034		1
Endosulfan sulfate	B162635-BLK1	ND	mg/kg	0.00050	0.000026		1
Endrin	B162635-BLK1	ND	mg/kg	0.00050	0.000065		1
Endrin aldehyde	B162635-BLK1	ND	mg/kg	0.00050	0.000018		1
Endrin ketone	B162635-BLK1	ND	mg/kg	0.00050	0.000065		1
Heptachlor	B162635-BLK1	ND	mg/kg	0.00050	0.000086		1
Heptachlor epoxide	B162635-BLK1	ND	mg/kg	0.00050	0.000017		1
Hexachlorobenzene	B162635-BLK1	ND	mg/kg	0.0020	0.00029		1
Hexachlorocyclopentadiene	B162635-BLK1	ND	mg/kg	0.0020	0.00032		1
Methoxychlor	B162635-BLK1	ND	mg/kg	0.00050	0.000094		1
Toxaphene	B162635-BLK1	ND	mg/kg	0.050	0.0014		1
TCMX (Surrogate)	**B162635-BLK1**	**83.1**	%		**20 - 130 (LCL - UCL)**		1
Decachlorobiphenyl (Surrogate)	**B162635-BLK1**	**109**	%		**40 - 130 (LCL - UCL)**		1

Run #	QC Sample ID	QC Type	Method	Prep Date	Run Date Time	Analyst	Instrument	Dilution
1	B162635-BLK1	PB	EPA-8081A	03/20/23	03/22/23 09:31	HKS	GC-17	0.984

The results in this report apply to the samples analyzed in accordance with the chain of custody document. This analytical report must be reproduced in its entirety.
All results listed in this report are for the exclusive use of the submitting party. Pace Analytical assumes no responsibility for report alteration, separation, detachment or third party interpretation.

ATLAS - Modesto 1117 Lone Palm Avenue Modesto, CA 95351	**Reported:** 03/24/2023 16:15 Project: KJMS Project Number: [none] Project Manager: Jeanne Homsey

Organochlorine Pesticides (EPA Method 8081A)

Quality Control Report - Laboratory Control Sample

Constituent	QC Sample ID	Type	Result	Spike Level	Units	Percent Recovery	RPD	Control Limits Percent Recovery	Control Limits RPD	Lab Quals	Run #
QC Batch ID: B162635											
Aldrin	B162635-BS1	LCS	0.0050441	0.0050167	mg/kg	101		70 - 130			1
gamma-BHC (Lindane)	B162635-BS1	LCS	0.0051455	0.0050167	mg/kg	103		60 - 140			1
4,4'-DDT	B162635-BS1	LCS	0.0059783	0.0050167	mg/kg	119		60 - 140			1
Dieldrin	B162635-BS1	LCS	0.0052569	0.0050167	mg/kg	105		70 - 130			1
Endrin	B162635-BS1	LCS	0.0052221	0.0050167	mg/kg	104		60 - 140			1
Heptachlor	B162635-BS1	LCS	0.0051548	0.0050167	mg/kg	103		60 - 140			1
TCMX (Surrogate)	B162635-BS1	LCS	0.0082592	0.010033	mg/kg	82.3		20 - 130			1
Decachlorobiphenyl (Surrogate)	B162635-BS1	LCS	0.020613	0.020067	mg/kg	103		40 - 130			1

Run #	QC Sample ID	QC Type	Method	Prep Date	Run Date Time	Analyst	Instrument	Dilution
1	B162635-BS1	LCS	EPA-8081A	03/20/23	03/22/23 09:47	HKS	GC-17	1.003

The results in this report apply to the samples analyzed in accordance with the chain of custody document. This analytical report must be reproduced in its entirety.
All results listed in this report are for the exclusive use of the submitting party. Pace Analytical assumes no responsibility for report alteration, separation, detachment or third party interpretation.

ATLAS - Modesto 1117 Lone Palm Avenue Modesto, CA 95351	**Reported:** 03/24/2023 16:15 Project: KJMS Project Number: [none] Project Manager: Jeanne Homsey

Organochlorine Pesticides (EPA Method 8081A)

Quality Control Report - Precision & Accuracy

Constituent	Type	Source Sample ID	Source Result	Result	Spike Added	Units	RPD	Percent Recovery	Control Limits RPD	Control Limits Percent Recovery	Lab Quals	R#
QC Batch ID: B162635	Used client sample: Y - Description: KJMS-OP1, 03/14/2023 15:10											
Aldrin	MS	2305262-01	ND	0.0060659	0.0050676	mg/kg		120		50 - 140		1
	MSD	2305262-01	ND	0.0059023	0.0049669	mg/kg	2.7	119	30	50 - 140		2
gamma-BHC (Lindane)	MS	2305262-01	ND	0.0054257	0.0050676	mg/kg		107		50 - 140		1
	MSD	2305262-01	ND	0.0052781	0.0049669	mg/kg	2.8	106	30	50 - 140		2
4,4'-DDT	MS	2305262-01	ND	0.0065456	0.0050676	mg/kg		129		50 - 140		1
	MSD	2305262-01	ND	0.0059685	0.0049669	mg/kg	9.2	120	30	50 - 140		2
Dieldrin	MS	2305262-01	ND	0.0059645	0.0050676	mg/kg		118		40 - 140		1
	MSD	2305262-01	ND	0.0056407	0.0049669	mg/kg	5.6	114	30	40 - 140		2
Endrin	MS	2305262-01	ND	0.0062264	0.0050676	mg/kg		123		50 - 150		1
	MSD	2305262-01	ND	0.0058825	0.0049669	mg/kg	5.7	118	30	50 - 150		2
Heptachlor	MS	2305262-01	ND	0.0056807	0.0050676	mg/kg		112		60 - 140		1
	MSD	2305262-01	ND	0.0054983	0.0049669	mg/kg	3.3	111	30	60 - 140		2
TCMX (Surrogate)	MS	2305262-01	ND	0.010057	0.010135	mg/kg		99.2		20 - 130		1
	MSD	2305262-01	ND	0.0095877	0.0099338	mg/kg	4.8	96.5		20 - 130		2
Decachlorobiphenyl (Surrogate)	MS	2305262-01	ND	0.023965	0.020270	mg/kg		118		40 - 130		1
	MSD	2305262-01	ND	0.021796	0.019868	mg/kg	9.5	110		40 - 130		2

Run #	QC Sample ID	QC Type	Method	Prep Date	Run Date Time	Analyst	Instrument	Dilution
1	B162635-MS1	MS	EPA-8081A	03/20/23	03/22/23 10:04	HKS	GC-17	5.068
2	B162635-MSD1	MSD	EPA-8081A	03/20/23	03/22/23 10:21	HKS	GC-17	4.967

The results in this report apply to the samples analyzed in accordance with the chain of custody document. This analytical report must be reproduced in its entirety.
All results listed in this report are for the exclusive use of the submitting party. Pace Analytical assumes no responsibility for report alteration, separation, detachment or third party interpretation.

ATLAS - Modesto 1117 Lone Palm Avenue Modesto, CA 95351	**Reported:** 03/24/2023 16:15 Project: KJMS Project Number: [none] Project Manager: Jeanne Homsey

Total Concentrations (TTLC)

Quality Control Report - Method Blank Analysis

Constituent	QC Sample ID	MB Result	Units	PQL	MDL	Lab Quals	Run #
QC Batch ID: B162251							
Arsenic	B162251-BLK1	ND	mg/kg	1.0	0.40		1

Run #	QC Sample ID	QC Type	Method	Prep Date	Run Date Time	Analyst	Instrument	Dilution
1	B162251-BLK1	PB	EPA-6010B	03/20/23	03/21/23 13:14	JCC	PE-OP3	1

The results in this report apply to the samples analyzed in accordance with the chain of custody document. This analytical report must be reproduced in its entirety.
All results listed in this report are for the exclusive use of the submitting party. Pace Analytical assumes no responsibility for report alteration, separation, detachment or third party interpretation.

ATLAS - Modesto 1117 Lone Palm Avenue Modesto, CA 95351	**Reported:** 03/24/2023 16:15 Project: KJMS Project Number: [none] Project Manager: Jeanne Homsey

Total Concentrations (TTLC)

Quality Control Report - Laboratory Control Sample

Constituent	QC Sample ID	Type	Result	Spike Level	Units	Percent Recovery	RPD	Control Limits Percent Recovery	Control Limits RPD	Lab Quals	Run #
QC Batch ID: B162251											
Arsenic	B162251-BS1	LCS	19.468	20.000	mg/kg	97.3		75 - 125			1

Run #	QC Sample ID	QC Type	Method	Prep Date	Run Date Time	Analyst	Instrument	Dilution
1	B162251-BS1	LCS	EPA-6010B	03/20/23	03/21/23 13:16	JCC	PE-OP3	1

ATLAS - Modesto 1117 Lone Palm Avenue Modesto, CA 95351	**Reported:** 03/24/2023 16:15 Project: KJMS Project Number: [none] Project Manager: Jeanne Homsey

Total Concentrations (TTLC)

Quality Control Report - Precision & Accuracy

Constituent	Type	Source Sample ID	Source Result	Result	Spike Added	Units	RPD	Percent Recovery	Control Limits RPD	Control Limits Percent Recovery	Lab Quals	R#
QC Batch ID: B162251	Used client sample: N											
Arsenic	DUP	2305468-05	2.0113	2.0754		mg/kg	3.1		20			1
	MS	2305468-05	2.0113	20.222	20.000	mg/kg		91.1		75 - 125		2
	MSD	2305468-05	2.0113	20.312	20.000	mg/kg	0.4	91.5	20	75 - 125		3

Run #	QC Sample ID	QC Type	Method	Prep Date	Run Date Time	Analyst	Instrument	Dilution
1	B162251-DUP1	DUP	EPA-6010B	03/20/23	03/21/23 13:18	JCC	PE-OP3	1
2	B162251-MS1	MS	EPA-6010B	03/20/23	03/21/23 13:21	JCC	PE-OP3	1
3	B162251-MSD1	MSD	EPA-6010B	03/20/23	03/21/23 13:23	JCC	PE-OP3	1

The results in this report apply to the samples analyzed in accordance with the chain of custody document. This analytical report must be reproduced in its entirety.
All results listed in this report are for the exclusive use of the submitting party. Pace Analytical assumes no responsibility for report alteration, separation, detachment or third party interpretation.

Notes And Definitions

MDL	Method Detection Limit
ND	Analyte Not Detected
PQL	Practical Quantitation Limit
A10	Detection and quantitation limits were raised due to matrix interference.

Date of Report: 03/24/2023

Jeanne Homsey

ATLAS - Modesto
1117 Lone Palm Avenue
Modesto, CA 95351

Client Project:	2054000356
BCL Project:	KJMS
BCL Work Order:	2305469
Invoice ID:	B472231

Enclosed are the results of analyses for samples received by the laboratory on 3/17/2023. If you have any questions concerning this report, please feel free to contact me.

Sincerely,

Contact Person: Felicia Johnson
Client Service Rep

Stuart Buttram
Operations Manager

Certifications: CA ELAP #1186; NV #CA00014; OR ELAP #4032-001; AK UST101

The results in this report apply to the samples analyzed in accordance with the chain of custody document. This analytical report must be reproduced in its entirety.
All results listed in this report are for the exclusive use of the submitting party. Pace Analytical assumes no responsibility for report alteration, separation, detachment or third party interpretation.

Table of Contents

Sample Information

Chain of Custody and Cooler Receipt form..... 3
Laboratory / Client Sample Cross Reference..... 5

Sample Results

2305469-01 - KJMS OP4
Organochlorine Pesticides (EPA Method 8081A)..... 6
2305469-02 - KJMS OP5
Organochlorine Pesticides (EPA Method 8081A)..... 7
2305469-03 - KJMS OP DUP
Organochlorine Pesticides (EPA Method 8081A)..... 8
2305469-04 - KJMS AR4
Total Concentrations (TTLC)..... 9
2305469-05 - KJMS AR5
Total Concentrations (TTLC)..... 10
2305469-06 - KJMS AR Dup
Total Concentrations (TTLC)..... 11

Quality Control Reports

Organochlorine Pesticides (EPA Method 8081A)
Method Blank Analysis..... 12
Laboratory Control Sample..... 13
Precision and Accuracy..... 14
Total Concentrations (TTLC)
Method Blank Analysis..... 15
Laboratory Control Sample..... 16
Precision and Accuracy..... 17

Notes

Notes and Definitions..... 18

Pace Analytical® ENVIRONMENTAL SCIENCES

ATLAS

1117 Lone Palm Ave. Ste. 201B
Modesto, CA 95358
Main Line: (209) 579-2221
Facsimile: (209) 579-2225

23-05469

CHAIN-OF-CUSTODY FORM

Turnaround Time: (working days) __ 10 day __ 7 day __ 5 day __ 3 day __ 2 day __ 24 hr __ 2-8 hr _X_ STANDARD (____)

2305469

Project Name: Katherine Johnson MS
Project Number: Task: 11014 Client: Global ID:
Project Address: 2641 Kent Drive, Sacramento, CA 95821
Laboratory: BC Laboroatories, Inc Contact: Felicia Johnson
Lab Address/Phone: 4100 Atlas Ct, Bakersfield, CA 93308
ATC Project Manager: Jeanne Homsey
ATC PM Ph. No.: 209-579-2221 Email: jeanne.homsey@oneatlas.com
ATC Sampler: Jim Kundert Email:

	ATC Sample ID	Sample Information: Date	Time	Matrix: Soil	Water	Vapor	Container Information: No.	Type	Preservative (HCL/HNO3, H2SO4)	Preserved			Field ID	Analyses Requested: Lead by 6010B	PCBs by 8082	Organochlorine Pesticides* by 8081A	Arsenic by 6010B	VOCs by 8260D			Notes/Comment
1	KJMS OP4	3-15-23	1319	X			2	8oz glass								X					
2	KJMS OP5	3-15-23	1405	X			2	↓								X					
3	KJMS OP Dup	3-15-23	—	X			2									X					
				X			1									X					
				X			1									X					
				X			1									X					
4	KJMS AR4	3-15-23	1301	X			1	8oz Glass									X				
5	KJMS AR5	3-15-23	1358	X			1										X				
6	KJMS AR Dup	3-15-23	—	X			1	↓									X				
				X			1										X				
				X			1										X				
				X			1										X				

CHK BY: PK JMS PH
DISTRIBUTION: SUB-OUT

Additional Comments: *See Katherine Johnson Middle School - PEA Investigation Proposed Sampling, Table 2 for required OCP detection limits.

EDF FORMAT

Relinquished By:	[signature]	Date/Time: 031623/1220	Received By: Michelle Spencer PW	Date/Time: 3/16/23 1220
Relinquished By:	[signature] PW	Date/Time: 3/16/23 1322	Received By: [signature]	Date/Time: 3-17-23 0930
Relinquished By:		Date/Time:	Received By:	Date/Time:

Sample Condition. Good? Yes ___ No ___ On Ice? Yes ___ No ___ Cooler Temp ____ Transportation Method: ____ Page _1_ of _1_

White - Lab Yellow - Lab Pink - ATC

The results in this report apply to the samples analyzed in accordance with the chain of custody document. This analytical report must be reproduced in its entirety.
All results listed in this report are for the exclusive use of the submitting party. Pace Analytical assumes no responsibility for report alteration, separation, detachment or third party interpretation.

Pace Analytical®
ENVIRONMENTAL SCIENCES

Chain of Custody and Cooler Receipt Form for 2305469 Page 2 of 2

PACE ANALYTICAL — COOLER RECEIPT FORM — Page 1 Of 1

Submission #: 23-05469

SHIPPING INFORMATION
Fed Ex ☐ UPS ☐ GSO / GLS ☒ Hand Delivery ☐
Pace Lab Field Service ☐ Other ☐ (Specify)_____

SHIPPING CONTAINER
Ice Chest ☒ None ☐ Box ☐
Other ☐ (Specify)_____

FREE LIQUID
YES ☒ NO ☐
(W) / S

Refrigerant: Ice ☒ Blue Ice ☐ None ☐ Other ☐ Comments:

Custody Seals: Ice Chest ☐ Intact? Yes ☐ No ☐ | Containers ☐ Intact? Yes ☐ No ☐ | None ☒ Comments:

All samples received? Yes ☒ No ☐ All samples containers intact? Yes ☒ No ☐ Description(s) match COC? Yes ☒ No ☐

COC Received ☒ YES ☐ NO

Emissivity 0.97 Container: Clear glass Thermometer ID: 337
Temperature: (A) 5.6 °C / (C) 5.3 °C

Date/Time 3.17.23
Analyst Init SMH 0930

SAMPLE CONTAINERS	SAMPLE NUMBERS 1	2	3	4	5	6	7	8	9	10
QT PE UNPRES										
4oz / 8oz / 16oz PE UNPRES										
2oz Cr6+										
QT INORGANIC CHEMICAL METALS										
INORGANIC CHEMICAL METALS 4oz / 8oz / 16oz										
PT CYANIDE										
PT NITROGEN FORMS										
PT TOTAL SULFIDE										
2oz. NITRATE / NITRITE										
PT TOTAL ORGANIC CARBON										
PT CHEMICAL OXYGEN DEMAND										
PtA PHENOLICS										
40ml VOA VIAL TRAVEL BLANK										
40ml VOA VIAL										
QT EPA 1664B										
PT ODOR										
RADIOLOGICAL										
BACTERIOLOGICAL										
40 ml VOA VIAL- 504										
QT EPA 508/608.3/8081A										
QT EPA 515.1/8151A										
QT EPA 525.2										
QT EPA 525.2 TRAVEL BLANK										
40ml EPA 547										
40ml EPA 531.1										
8oz EPA 548.1										
QT EPA 549.2										
QT EPA 8015M										
QT EPA 8270C										
8oz / 16oz / 32oz AMBER										
8oz / 16oz / 32oz JAR	A,B	A,B	A,B	A,B	A,B	A,B				
SOIL SLEEVE										
PCB VIAL										
PLASTIC BAG										
TEDLAR BAG										
FERROUS IRON										
ENCORE										
SMART KIT										
SUMMA CANISTER										

Comments:
Sample Numbering Completed By: TOON L Date/Time: 3.17.23 1700
A = Actual / C = Corrected

Rev 23 05/20/22
[S:\RPDec\WordPerfect\LAB_DOCS\FORMS\SAMREC rev 23]

The results in this report apply to the samples analyzed in accordance with the chain of custody document. This analytical report must be reproduced in its entirety.
All results listed in this report are for the exclusive use of the submitting party. Pace Analytical assumes no responsibility for report alteration, separation, detachment or third party interpretation.

ATLAS - Modesto 1117 Lone Palm Avenue Modesto, CA 95351	**Reported:** 03/24/2023 16:16 Project: KJMS Project Number: 2054000356 Project Manager: Jeanne Homsey

Laboratory / Client Sample Cross Reference

Laboratory	Client Sample Information			
2305469-01	**COC Number:**	---	**Receive Date:**	03/17/2023 09:30
	Project Number:	---	**Sampling Date:**	03/15/2023 13:19
	Sampling Location:	---	**Sample Depth:**	---
	Sampling Point:	KJMS OP4	**Lab Matrix:**	Solids
	Sampled By:	Jim Kundert	**Sample Type:**	Soil
2305469-02	**COC Number:**	---	**Receive Date:**	03/17/2023 09:30
	Project Number:	---	**Sampling Date:**	03/15/2023 14:05
	Sampling Location:	---	**Sample Depth:**	---
	Sampling Point:	KJMS OP5	**Lab Matrix:**	Solids
	Sampled By:	Jim Kundert	**Sample Type:**	Soil
2305469-03	**COC Number:**	---	**Receive Date:**	03/17/2023 09:30
	Project Number:	---	**Sampling Date:**	03/15/2023 00:00
	Sampling Location:	---	**Sample Depth:**	---
	Sampling Point:	KJMS OP DUP	**Lab Matrix:**	Solids
	Sampled By:	Jim Kundert	**Sample Type:**	Soil
2305469-04	**COC Number:**	---	**Receive Date:**	03/17/2023 09:30
	Project Number:	---	**Sampling Date:**	03/15/2023 13:01
	Sampling Location:	---	**Sample Depth:**	---
	Sampling Point:	KJMS AR4	**Lab Matrix:**	Solids
	Sampled By:	Jim Kundert	**Sample Type:**	Soil
2305469-05	**COC Number:**	---	**Receive Date:**	03/17/2023 09:30
	Project Number:	---	**Sampling Date:**	03/15/2023 13:58
	Sampling Location:	---	**Sample Depth:**	---
	Sampling Point:	KJMS AR5	**Lab Matrix:**	Solids
	Sampled By:	Jim Kundert	**Sample Type:**	Soil
2305469-06	**COC Number:**	---	**Receive Date:**	03/17/2023 09:30
	Project Number:	---	**Sampling Date:**	03/15/2023 00:00
	Sampling Location:	---	**Sample Depth:**	---
	Sampling Point:	KJMS AR Dup	**Lab Matrix:**	Solids
	Sampled By:	Jim Kundert	**Sample Type:**	Soil

The results in this report apply to the samples analyzed in accordance with the chain of custody document. This analytical report must be reproduced in its entirety.
All results listed in this report are for the exclusive use of the submitting party. Pace Analytical assumes no responsibility for report alteration, separation, detachment or third party interpretation.

ATLAS - Modesto 1117 Lone Palm Avenue Modesto, CA 95351	**Reported:** 03/24/2023 16:16 Project: KJMS Project Number: 2054000356 Project Manager: Jeanne Homsey

Organochlorine Pesticides (EPA Method 8081A)

BCL Sample ID: 2305469-01 | **Client Sample Name:** KJMS OP4, 3/15/2023 1:19:00PM, Jim Kundert

Constituent	Result	Units	PQL	MDL	Method	MB Bias	Lab Quals	DCN
Aldrin	ND	mg/kg	0.00050	0.000018	EPA-8081A	ND		1
alpha-BHC	ND	mg/kg	0.00050	0.000038	EPA-8081A	ND		1
beta-BHC	ND	mg/kg	0.00050	0.000048	EPA-8081A	ND		1
delta-BHC	ND	mg/kg	0.00050	0.000037	EPA-8081A	ND		1
gamma-BHC (Lindane)	ND	mg/kg	0.00050	0.000018	EPA-8081A	ND		1
Chlordane (Technical)	ND	mg/kg	0.050	0.0010	EPA-8081A	ND		1
4,4'-DDD	**0.00035**	**mg/kg**	**0.00050**	**0.000064**	**EPA-8081A**	ND	**J**	1
4,4'-DDE	**0.0052**	**mg/kg**	**0.00050**	**0.000095**	**EPA-8081A**	ND		1
4,4'-DDT	**0.0082**	**mg/kg**	**0.00050**	**0.000040**	**EPA-8081A**	ND		1
Dieldrin	ND	mg/kg	0.00050	0.000036	EPA-8081A	ND		1
Endosulfan I	ND	mg/kg	0.00050	0.000020	EPA-8081A	ND		1
Endosulfan II	ND	mg/kg	0.00050	0.000034	EPA-8081A	ND		1
Endosulfan sulfate	ND	mg/kg	0.00050	0.000026	EPA-8081A	ND		1
Endrin	ND	mg/kg	0.00050	0.000065	EPA-8081A	ND		1
Endrin aldehyde	ND	mg/kg	0.00050	0.000018	EPA-8081A	ND		1
Endrin ketone	ND	mg/kg	0.00050	0.000065	EPA-8081A	ND		1
Heptachlor	ND	mg/kg	0.00050	0.000086	EPA-8081A	ND		1
Heptachlor epoxide	ND	mg/kg	0.00050	0.000017	EPA-8081A	ND		1
Hexachlorobenzene	ND	mg/kg	0.0020	0.00029	EPA-8081A	ND		1
Hexachlorocyclopentadiene	ND	mg/kg	0.0020	0.00032	EPA-8081A	ND		1
Methoxychlor	ND	mg/kg	0.00050	0.000094	EPA-8081A	ND		1
Toxaphene	ND	mg/kg	0.050	0.0014	EPA-8081A	ND		1
TCMX (Surrogate)	24.1	%	20 - 130 (LCL - UCL)		EPA-8081A			1
Decachlorobiphenyl (Surrogate)	45.1	%	40 - 130 (LCL - UCL)		EPA-8081A			1

DCN	Method	Prep Date	Run Date/Time	Analyst	Instrument	Dilution	QC Batch ID	Prep Method
1	EPA-8081A	03/20/23 17:15	03/22/23 11:28	HKS	GC-17	0.993	B162635	EPA 3550B

DCN = Data Continuation Number

The results in this report apply to the samples analyzed in accordance with the chain of custody document. This analytical report must be reproduced in its entirety.
All results listed in this report are for the exclusive use of the submitting party. Pace Analytical assumes no responsibility for report alteration, separation, detachment or third party interpretation.

ATLAS - Modesto 1117 Lone Palm Avenue Modesto, CA 95351	**Reported:** 03/24/2023 16:16 Project: KJMS Project Number: 2054000356 Project Manager: Jeanne Homsey

Organochlorine Pesticides (EPA Method 8081A)

BCL Sample ID: 2305469-02 | **Client Sample Name:** KJMS OP5, 3/15/2023 2:05:00PM, Jim Kundert

Constituent	Result	Units	PQL	MDL	Method	MB Bias	Lab Quals	DCN
Aldrin	ND	mg/kg	0.00050	0.000018	EPA-8081A	ND		1
alpha-BHC	ND	mg/kg	0.00050	0.000038	EPA-8081A	ND		1
beta-BHC	ND	mg/kg	0.00050	0.000048	EPA-8081A	ND		1
delta-BHC	ND	mg/kg	0.00050	0.000037	EPA-8081A	ND		1
gamma-BHC (Lindane)	ND	mg/kg	0.00050	0.000018	EPA-8081A	ND		1
Chlordane (Technical)	ND	mg/kg	0.050	0.0010	EPA-8081A	ND		1
4,4'-DDD	ND	mg/kg	0.00050	0.000064	EPA-8081A	ND		1
4,4'-DDE	ND	mg/kg	0.00050	0.000095	EPA-8081A	ND		1
4,4'-DDT	ND	mg/kg	0.00050	0.000040	EPA-8081A	ND		1
Dieldrin	ND	mg/kg	0.00050	0.000036	EPA-8081A	ND		1
Endosulfan I	ND	mg/kg	0.00050	0.000020	EPA-8081A	ND		1
Endosulfan II	ND	mg/kg	0.00050	0.000034	EPA-8081A	ND		1
Endosulfan sulfate	ND	mg/kg	0.00050	0.000026	EPA-8081A	ND		1
Endrin	ND	mg/kg	0.00050	0.000065	EPA-8081A	ND		1
Endrin aldehyde	ND	mg/kg	0.00050	0.000018	EPA-8081A	ND		1
Endrin ketone	ND	mg/kg	0.00050	0.000065	EPA-8081A	ND		1
Heptachlor	ND	mg/kg	0.00050	0.000086	EPA-8081A	ND		1
Heptachlor epoxide	ND	mg/kg	0.00050	0.000017	EPA-8081A	ND		1
Hexachlorobenzene	ND	mg/kg	0.0020	0.00029	EPA-8081A	ND		1
Hexachlorocyclopentadiene	ND	mg/kg	0.0020	0.00032	EPA-8081A	ND		1
Methoxychlor	ND	mg/kg	0.00050	0.000094	EPA-8081A	ND		1
Toxaphene	ND	mg/kg	0.050	0.0014	EPA-8081A	ND		1
TCMX (Surrogate)	54.1	%	20 - 130 (LCL - UCL)		EPA-8081A			1
Decachlorobiphenyl (Surrogate)	73.7	%	40 - 130 (LCL - UCL)		EPA-8081A			1

DCN	Method	Prep Date	Run Date/Time	Analyst	Instrument	Dilution	QC Batch ID	Prep Method
1	EPA-8081A	03/20/23 17:15	03/22/23 11:45	HKS	GC-17	1.014	B162635	EPA 3550B

DCN = Data Continuation Number

The results in this report apply to the samples analyzed in accordance with the chain of custody document. This analytical report must be reproduced in its entirety.
All results listed in this report are for the exclusive use of the submitting party. Pace Analytical assumes no responsibility for report alteration, separation, detachment or third party interpretation.

ATLAS - Modesto 1117 Lone Palm Avenue Modesto, CA 95351	**Reported:** 03/24/2023 16:16 Project: KJMS Project Number: 2054000356 Project Manager: Jeanne Homsey

Organochlorine Pesticides (EPA Method 8081A)

BCL Sample ID: 2305469-03 | **Client Sample Name:** KJMS OP DUP, 3/15/2023 12:00:00AM, Jim Kundert

Constituent	Result	Units	PQL	MDL	Method	MB Bias	Lab Quals	DCN
Aldrin	ND	mg/kg	0.00050	0.000018	EPA-8081A	ND		1
alpha-BHC	ND	mg/kg	0.00050	0.000038	EPA-8081A	ND		1
beta-BHC	ND	mg/kg	0.00050	0.000048	EPA-8081A	ND		1
delta-BHC	ND	mg/kg	0.00050	0.000037	EPA-8081A	ND		1
gamma-BHC (Lindane)	ND	mg/kg	0.00050	0.000018	EPA-8081A	ND		1
Chlordane (Technical)	ND	mg/kg	0.050	0.0010	EPA-8081A	ND		1
4,4'-DDD	**0.00088**	**mg/kg**	**0.00050**	**0.000064**	**EPA-8081A**	ND		1
4,4'-DDE	**0.0036**	**mg/kg**	**0.00050**	**0.000095**	**EPA-8081A**	ND		1
4,4'-DDT	**0.026**	**mg/kg**	**0.0025**	**0.00020**	**EPA-8081A**	ND	**A10**	2
Dieldrin	ND	mg/kg	0.00050	0.000036	EPA-8081A	ND		1
Endosulfan I	ND	mg/kg	0.00050	0.000020	EPA-8081A	ND		1
Endosulfan II	ND	mg/kg	0.00050	0.000034	EPA-8081A	ND		1
Endosulfan sulfate	ND	mg/kg	0.00050	0.000026	EPA-8081A	ND		1
Endrin	ND	mg/kg	0.00050	0.000065	EPA-8081A	ND		1
Endrin aldehyde	ND	mg/kg	0.00050	0.000018	EPA-8081A	ND		1
Endrin ketone	ND	mg/kg	0.00050	0.000065	EPA-8081A	ND		1
Heptachlor	ND	mg/kg	0.00050	0.000086	EPA-8081A	ND		1
Heptachlor epoxide	ND	mg/kg	0.00050	0.000017	EPA-8081A	ND		1
Hexachlorobenzene	ND	mg/kg	0.0020	0.00029	EPA-8081A	ND		1
Hexachlorocyclopentadiene	ND	mg/kg	0.0020	0.00032	EPA-8081A	ND		1
Methoxychlor	ND	mg/kg	0.00050	0.000094	EPA-8081A	ND		1
Toxaphene	ND	mg/kg	0.050	0.0014	EPA-8081A	ND		1
TCMX (Surrogate)	25.8	%	20 - 130 (LCL - UCL)		EPA-8081A			1
Decachlorobiphenyl (Surrogate)	49.6	%	40 - 130 (LCL - UCL)		EPA-8081A			1

DCN	Method	Prep Date	Run Date/Time	Analyst	Instrument	Dilution	QC Batch ID	Prep Method
1	EPA-8081A	03/20/23 17:15	03/22/23 12:02	HKS	GC-17	0.990	B162635	EPA 3550B
2	EPA-8081A	03/20/23 17:15	03/23/23 13:32	HKS	GC-17	4.950	B162635	EPA 3550B

DCN = Data Continuation Number

The results in this report apply to the samples analyzed in accordance with the chain of custody document. This analytical report must be reproduced in its entirety.
All results listed in this report are for the exclusive use of the submitting party. Pace Analytical assumes no responsibility for report alteration, separation, detachment or third party interpretation.

ATLAS - Modesto 1117 Lone Palm Avenue Modesto, CA 95351	**Reported:** 03/24/2023 16:16 Project: KJMS Project Number: 2054000356 Project Manager: Jeanne Homsey

Total Concentrations (TTLC)

BCL Sample ID: 2305469-04 | **Client Sample Name:** KJMS AR4, 3/15/2023 1:01:00PM, Jim Kundert

Constituent	Result	Units	PQL	MDL	Method	MB Bias	Lab Quals	DCN
Arsenic	**2.6**	**mg/kg**	**1.0**	**0.40**	**EPA-6010B**	ND		1

DCN	Method	Prep Date	Run Date/Time	Analyst	Instrument	Dilution	QC Batch ID	Prep Method
1	EPA-6010B	03/22/23 07:05	03/23/23 08:21	JCC	PE-OP4	0.952	B162400	EPA 3050B

DCN = Data Continuation Number

The results in this report apply to the samples analyzed in accordance with the chain of custody document. This analytical report must be reproduced in its entirety.
All results listed in this report are for the exclusive use of the submitting party. Pace Analytical assumes no responsibility for report alteration, separation, detachment or third party interpretation.

ATLAS - Modesto 1117 Lone Palm Avenue Modesto, CA 95351	**Reported:** 03/24/2023 16:16 Project: KJMS Project Number: 2054000356 Project Manager: Jeanne Homsey

Total Concentrations (TTLC)

BCL Sample ID: 2305469-05 | **Client Sample Name:** KJMS AR5, 3/15/2023 1:58:00PM, Jim Kundert

Constituent	Result	Units	PQL	MDL	Method	MB Bias	Lab Quals	DCN
Arsenic	**3.6**	**mg/kg**	**1.0**	**0.40**	**EPA-6010B**	ND		1

DCN	Method	Prep Date	Run Date/Time	Analyst	Instrument	Dilution	QC Batch ID	Prep Method
1	EPA-6010B	03/22/23 07:05	03/23/23 08:22	JCC	PE-OP4	0.971	B162400	EPA 3050B

DCN = Data Continuation Number

The results in this report apply to the samples analyzed in accordance with the chain of custody document. This analytical report must be reproduced in its entirety.
All results listed in this report are for the exclusive use of the submitting party. Pace Analytical assumes no responsibility for report alteration, separation, detachment or third party interpretation.

ATLAS - Modesto 1117 Lone Palm Avenue Modesto, CA 95351	**Reported:** 03/24/2023 16:16 Project: KJMS Project Number: 2054000356 Project Manager: Jeanne Homsey

Total Concentrations (TTLC)

BCL Sample ID: 2305469-06 | **Client Sample Name:** KJMS AR Dup, 3/15/2023 12:00:00AM, Jim Kundert

Constituent	Result	Units	PQL	MDL	Method	MB Bias	Lab Quals	DCN
Arsenic	**2.5**	**mg/kg**	**1.0**	**0.40**	**EPA-6010B**	ND		1

DCN	Method	Prep Date	Run Date/Time	Analyst	Instrument	Dilution	QC Batch ID	Prep Method
1	EPA-6010B	03/22/23 07:05	03/23/23 08:37	JCC	PE-OP4	1	B162400	EPA 3050B

DCN = Data Continuation Number

ATLAS - Modesto 1117 Lone Palm Avenue Modesto, CA 95351	**Reported:** 03/24/2023 16:16 Project: KJMS Project Number: 2054000356 Project Manager: Jeanne Homsey

Organochlorine Pesticides (EPA Method 8081A)

Quality Control Report - Method Blank Analysis

Constituent	QC Sample ID	MB Result	Units	PQL	MDL	Lab Quals	Run #
QC Batch ID: B162635							
Aldrin	B162635-BLK1	ND	mg/kg	0.00050	0.000018		1
alpha-BHC	B162635-BLK1	ND	mg/kg	0.00050	0.000038		1
beta-BHC	B162635-BLK1	ND	mg/kg	0.00050	0.000048		1
delta-BHC	B162635-BLK1	ND	mg/kg	0.00050	0.000037		1
gamma-BHC (Lindane)	B162635-BLK1	ND	mg/kg	0.00050	0.000018		1
Chlordane (Technical)	B162635-BLK1	ND	mg/kg	0.050	0.0010		1
4,4'-DDD	B162635-BLK1	ND	mg/kg	0.00050	0.000064		1
4,4'-DDE	B162635-BLK1	ND	mg/kg	0.00050	0.000095		1
4,4'-DDT	B162635-BLK1	ND	mg/kg	0.00050	0.000040		1
Dieldrin	B162635-BLK1	ND	mg/kg	0.00050	0.000036		1
Endosulfan I	B162635-BLK1	ND	mg/kg	0.00050	0.000020		1
Endosulfan II	B162635-BLK1	ND	mg/kg	0.00050	0.000034		1
Endosulfan sulfate	B162635-BLK1	ND	mg/kg	0.00050	0.000026		1
Endrin	B162635-BLK1	ND	mg/kg	0.00050	0.000065		1
Endrin aldehyde	B162635-BLK1	ND	mg/kg	0.00050	0.000018		1
Endrin ketone	B162635-BLK1	ND	mg/kg	0.00050	0.000065		1
Heptachlor	B162635-BLK1	ND	mg/kg	0.00050	0.000086		1
Heptachlor epoxide	B162635-BLK1	ND	mg/kg	0.00050	0.000017		1
Hexachlorobenzene	B162635-BLK1	ND	mg/kg	0.0020	0.00029		1
Hexachlorocyclopentadiene	B162635-BLK1	ND	mg/kg	0.0020	0.00032		1
Methoxychlor	B162635-BLK1	ND	mg/kg	0.00050	0.000094		1
Toxaphene	B162635-BLK1	ND	mg/kg	0.050	0.0014		1
TCMX (Surrogate)	**B162635-BLK1**	**83.1**	%		**20 - 130 (LCL - UCL)**		1
Decachlorobiphenyl (Surrogate)	**B162635-BLK1**	**109**	%		**40 - 130 (LCL - UCL)**		1

Run #	QC Sample ID	QC Type	Method	Prep Date	Run Date Time	Analyst	Instrument	Dilution
1	B162635-BLK1	PB	EPA-8081A	03/20/23	03/22/23 09:31	HKS	GC-17	0.984

The results in this report apply to the samples analyzed in accordance with the chain of custody document. This analytical report must be reproduced in its entirety.
All results listed in this report are for the exclusive use of the submitting party. Pace Analytical assumes no responsibility for report alteration, separation, detachment or third party interpretation.

ATLAS - Modesto 1117 Lone Palm Avenue Modesto, CA 95351	**Reported:** 03/24/2023 16:16 Project: KJMS Project Number: 2054000356 Project Manager: Jeanne Homsey

Organochlorine Pesticides (EPA Method 8081A)

Quality Control Report - Laboratory Control Sample

Constituent	QC Sample ID	Type	Result	Spike Level	Units	Percent Recovery	RPD	Control Limits Percent Recovery	Control Limits RPD	Lab Quals	Run #
QC Batch ID: B162635											
Aldrin	B162635-BS1	LCS	0.0050441	0.0050167	mg/kg	101		70 - 130			1
gamma-BHC (Lindane)	B162635-BS1	LCS	0.0051455	0.0050167	mg/kg	103		60 - 140			1
4,4'-DDT	B162635-BS1	LCS	0.0059783	0.0050167	mg/kg	119		60 - 140			1
Dieldrin	B162635-BS1	LCS	0.0052569	0.0050167	mg/kg	105		70 - 130			1
Endrin	B162635-BS1	LCS	0.0052221	0.0050167	mg/kg	104		60 - 140			1
Heptachlor	B162635-BS1	LCS	0.0051548	0.0050167	mg/kg	103		60 - 140			1
TCMX (Surrogate)	B162635-BS1	LCS	0.0082592	0.010033	mg/kg	82.3		20 - 130			1
Decachlorobiphenyl (Surrogate)	B162635-BS1	LCS	0.020613	0.020067	mg/kg	103		40 - 130			1

Run #	QC Sample ID	QC Type	Method	Prep Date	Run Date Time	Analyst	Instrument	Dilution
1	B162635-BS1	LCS	EPA-8081A	03/20/23	03/22/23 09:47	HKS	GC-17	1.003

The results in this report apply to the samples analyzed in accordance with the chain of custody document. This analytical report must be reproduced in its entirety.
All results listed in this report are for the exclusive use of the submitting party. Pace Analytical assumes no responsibility for report alteration, separation, detachment or third party interpretation.

ATLAS - Modesto
1117 Lone Palm Avenue
Modesto, CA 95351

Reported: 03/24/2023 16:16
Project: KJMS
Project Number: 2054000356
Project Manager: Jeanne Homsey

Organochlorine Pesticides (EPA Method 8081A)

Quality Control Report - Precision & Accuracy

Constituent	Type	Source Sample ID	Source Result	Result	Spike Added	Units	RPD	Percent Recovery	Control Limits RPD	Control Limits Percent Recovery	Lab Quals	R#
QC Batch ID: B162635	Used client sample: N											
Aldrin	MS	2305262-01	ND	0.0060659	0.0050676	mg/kg		120		50 - 140		1
	MSD	2305262-01	ND	0.0059023	0.0049669	mg/kg	2.7	119	30	50 - 140		2
gamma-BHC (Lindane)	MS	2305262-01	ND	0.0054257	0.0050676	mg/kg		107		50 - 140		1
	MSD	2305262-01	ND	0.0052781	0.0049669	mg/kg	2.8	106	30	50 - 140		2
4,4'-DDT	MS	2305262-01	ND	0.0065456	0.0050676	mg/kg		129		50 - 140		1
	MSD	2305262-01	ND	0.0059685	0.0049669	mg/kg	9.2	120	30	50 - 140		2
Dieldrin	MS	2305262-01	ND	0.0059645	0.0050676	mg/kg		118		40 - 140		1
	MSD	2305262-01	ND	0.0056407	0.0049669	mg/kg	5.6	114	30	40 - 140		2
Endrin	MS	2305262-01	ND	0.0062264	0.0050676	mg/kg		123		50 - 150		1
	MSD	2305262-01	ND	0.0058825	0.0049669	mg/kg	5.7	118	30	50 - 150		2
Heptachlor	MS	2305262-01	ND	0.0056807	0.0050676	mg/kg		112		60 - 140		1
	MSD	2305262-01	ND	0.0054983	0.0049669	mg/kg	3.3	111	30	60 - 140		2
TCMX (Surrogate)	MS	2305262-01	ND	0.010057	0.010135	mg/kg		99.2		20 - 130		1
	MSD	2305262-01	ND	0.0095877	0.0099338	mg/kg	4.8	96.5		20 - 130		2
Decachlorobiphenyl (Surrogate)	MS	2305262-01	ND	0.023965	0.020270	mg/kg		118		40 - 130		1
	MSD	2305262-01	ND	0.021796	0.019868	mg/kg	9.5	110		40 - 130		2

Run #	QC Sample ID	QC Type	Method	Prep Date	Run Date Time	Analyst	Instrument	Dilution
1	B162635-MS1	MS	EPA-8081A	03/20/23	03/22/23 10:04	HKS	GC-17	5.068
2	B162635-MSD1	MSD	EPA-8081A	03/20/23	03/22/23 10:21	HKS	GC-17	4.967

The results in this report apply to the samples analyzed in accordance with the chain of custody document. This analytical report must be reproduced in its entirety.
All results listed in this report are for the exclusive use of the submitting party. Pace Analytical assumes no responsibility for report alteration, separation, detachment or third party interpretation.

ATLAS - Modesto 1117 Lone Palm Avenue Modesto, CA 95351	**Reported:** 03/24/2023 16:16 Project: KJMS Project Number: 2054000356 Project Manager: Jeanne Homsey

Total Concentrations (TTLC)

Quality Control Report - Method Blank Analysis

Constituent	QC Sample ID	MB Result	Units	PQL	MDL	Lab Quals	Run #
QC Batch ID: B162400							
Arsenic	B162400-BLK1	ND	mg/kg	1.0	0.40		1

Run #	QC Sample ID	QC Type	Method	Prep Date	Run Date Time	Analyst	Instrument	Dilution
1	B162400-BLK1	PB	EPA-6010B	03/22/23	03/23/23 08:26	JCC	PE-OP4	1

ATLAS - Modesto 1117 Lone Palm Avenue Modesto, CA 95351	**Reported:** 03/24/2023 16:16 Project: KJMS Project Number: 2054000356 Project Manager: Jeanne Homsey

Total Concentrations (TTLC)

Quality Control Report - Laboratory Control Sample

Constituent	QC Sample ID	Type	Result	Spike Level	Units	Percent Recovery	RPD	Control Limits Percent Recovery	Control Limits RPD	Lab Quals	Run #
QC Batch ID: B162400											
Arsenic	B162400-BS1	LCS	16.192	20.000	mg/kg	81.0		75 - 125			1

Run #	QC Sample ID	QC Type	Method	Prep Date	Run Date Time	Analyst	Instrument	Dilution
1	B162400-BS1	LCS	EPA-6010B	03/22/23	03/23/23 08:27	JCC	PE-OP4	1

The results in this report apply to the samples analyzed in accordance with the chain of custody document. This analytical report must be reproduced in its entirety.
All results listed in this report are for the exclusive use of the submitting party. Pace Analytical assumes no responsibility for report alteration, separation, detachment or third party interpretation.

ATLAS - Modesto 1117 Lone Palm Avenue Modesto, CA 95351	**Reported:** 03/24/2023 16:16 Project: KJMS Project Number: 2054000356 Project Manager: Jeanne Homsey

Total Concentrations (TTLC)

Quality Control Report - Precision & Accuracy

Constituent	Type	Source Sample ID	Source Result	Result	Spike Added	Units	RPD	Percent Recovery	Control Limits RPD	Control Limits Percent Recovery	Lab Quals	R#
QC Batch ID: B162400	Used client sample: N											
Arsenic	DUP	2305442-01	2.3442	2.2044		mg/kg	6.2		20			1
	MS	2305442-01	2.3442	18.479	20.000	mg/kg		80.7		75 - 125		2
	MSD	2305442-01	2.3442	18.029	20.000	mg/kg	2.5	78.4	20	75 - 125		3

Run #	QC Sample ID	QC Type	Method	Prep Date	Run Date Time	Analyst	Instrument	Dilution
1	B162400-DUP1	DUP	EPA-6010B	03/22/23	03/23/23 08:30	JCC	PE-OP4	1
2	B162400-MS1	MS	EPA-6010B	03/22/23	03/23/23 08:33	JCC	PE-OP4	1
3	B162400-MSD1	MSD	EPA-6010B	03/22/23	03/23/23 08:34	JCC	PE-OP4	1

The results in this report apply to the samples analyzed in accordance with the chain of custody document. This analytical report must be reproduced in its entirety.
All results listed in this report are for the exclusive use of the submitting party. Pace Analytical assumes no responsibility for report alteration, separation, detachment or third party interpretation.

Notes And Definitions

J	Estimated Value (CLP Flag)
MDL	Method Detection Limit
ND	Analyte Not Detected
PQL	Practical Quantitation Limit
A10	Detection and quantitation limits were raised due to matrix interference.

APPENDIX D

Vapor - Laboratory Analytical Reports and Chain-of-Custody Documentation

Mobile Geochemistry Inc.

27 March 2023

Jeanne Homsey
Atlas Technical Consultants - Modesto
1117 Lone Palm Ave., Suite 201B
Modesto, CA 95351

H&P Project: ATC032123-10
Client Project: KJMS / Sacramento, CA

Dear Jeanne Homsey:

Enclosed is the analytical report for the above referenced project. The data herein applies to samples as received by H&P Mobile Geochemistry, Inc. on 21-Mar-23 which were analyzed in accordance with the attached Chain of Custody record(s).

The results for all sample analyses and required QA/QC analyses are presented in the following sections and summarized in the documents:

- Sample Summary
- Case Narrative (if applicable)
- Sample Results
- Quality Control Summary
- Notes and Definitions / Appendix
- Chain of Custody
- Sampling Logs (if applicable)

Unless otherwise noted, I certify that all analyses were performed and reviewed in compliance with our Quality Systems Manual and Standard Operating Procedures. This report shall not be reproduced, except in full, without the written approval of H&P Mobile Geochemistry, Inc.

We at H&P Mobile Geochemistry, Inc. sincerely appreciate the opportunity to provide analytical services to you on this project. If you have any questions or concerns regarding this analytical report, please contact me at your convenience at 760-804-9678.

Sincerely,

Lisa Eminhizer
Laboratory Director

H&P Mobile Geochemistry, Inc. is certified under the California ELAP and the National Environmental Laboratory Accreditation Conference (NELAC) for the fields of proficiency and analytes listed on those certificates. H& P is approved as an Environmental Testing Laboratory in accordance with the DoD-ELAP Program and ISO/IEC 17025:2005 programs for the fields of proficiency and analytes included in the certification process and to the extent offered by the accreditation agency. Unless otherwise noted, accreditation certificate numbers, expiration of certificates, and scope of accreditation can be found at: www.handpmg.com/about/certifications. Fields of services and analytes contained in this report that are not listed on the certificates should be considered uncertified or unavailable for certification.

H&P Mobile
Geochemistry Inc.

2470 Impala Drive
Carlsbad, CA 92010
760-804-9678 Phone
760-804-9159 Fax

Atlas Technical Consultants - Modesto	Project:	ATC032123-10	
1117 Lone Palm Ave., Suite 201B	Project Number:	KJMS / Sacramento, CA	Reported:
Modesto, CA 95351	Project Manager:	Jeanne Homsey	27-Mar-23 12:31

ANALYTICAL REPORT FOR SAMPLES

Sample ID	Laboratory ID	Matrix	Date Sampled	Date Received
SV-1S	E303043-01	Vapor	17-Mar-23	21-Mar-23
SV-1D	E303043-02	Vapor	17-Mar-23	21-Mar-23
SV-2S	E303043-03	Vapor	17-Mar-23	21-Mar-23
SV-2D	E303043-04	Vapor	17-Mar-23	21-Mar-23

H&P Mobile
Geochemistry Inc.

2470 Impala Drive
Carlsbad, CA 92010
760-804-9678 Phone
760-804-9159 Fax

Atlas Technical Consultants - Modesto	Project: ATC032123-10	
1117 Lone Palm Ave., Suite 201B	Project Number: KJMS / Sacramento, CA	Reported:
Modesto, CA 95351	Project Manager: Jeanne Homsey	27-Mar-23 12:31

DETECTIONS SUMMARY

Sample ID: **SV-1S** Laboratory ID: **E303043-01**

Analyte	Result	Reporting Limit	Units	Method	Notes
Chloromethane	**2.2**	2.1	ug/m3	EPA TO-15	
Benzene	**8.8**	3.2	ug/m3	EPA TO-15	
Toluene	**19**	3.8	ug/m3	EPA TO-15	
TPHv (C5 - C12)	**1200**	100	ug/m3	EPA TO-15	

Sample ID: **SV-1D** Laboratory ID: **E303043-02**

Analyte	Result	Reporting Limit	Units	Method	Notes
Benzene	**4.6**	3.2	ug/m3	EPA TO-15	
Toluene	**22**	3.8	ug/m3	EPA TO-15	
Tetrachloroethene	**19**	6.9	ug/m3	EPA TO-15	
m,p-Xylene	**9.9**	8.8	ug/m3	EPA TO-15	
TPHv (C5 - C12)	**1600**	100	ug/m3	EPA TO-15	

Sample ID: **SV-2S** Laboratory ID: **E303043-03**

Analyte	Result	Reporting Limit	Units	Method	Notes
Toluene	**31**	3.8	ug/m3	EPA TO-15	
Ethylbenzene	**5.2**	4.4	ug/m3	EPA TO-15	
m,p-Xylene	**31**	8.8	ug/m3	EPA TO-15	
o-Xylene	**7.1**	4.4	ug/m3	EPA TO-15	
1,2,4-Trimethylbenzene	**8.9**	5.0	ug/m3	EPA TO-15	
TPHv (C5 - C12)	**390**	100	ug/m3	EPA TO-15	

Sample ID: **SV-2D** Laboratory ID: **E303043-04**

Analyte	Result	Reporting Limit	Units	Method	Notes
Benzene	**5.2**	3.2	ug/m3	EPA TO-15	
Toluene	**9.6**	3.8	ug/m3	EPA TO-15	
Tetrachloroethene	**9.2**	6.9	ug/m3	EPA TO-15	
TPHv (C5 - C12)	**790**	100	ug/m3	EPA TO-15	

H&P Mobile
Geochemistry Inc.

2470 Impala Drive
Carlsbad, CA 92010
760-804-9678 Phone
760-804-9159 Fax

Atlas Technical Consultants - Modesto	Project:	ATC032123-10	
1117 Lone Palm Ave., Suite 201B	Project Number:	KJMS / Sacramento, CA	Reported:
Modesto, CA 95351	Project Manager:	Jeanne Homsey	27-Mar-23 12:31

Volatile Organic Compounds by EPA TO-15

H&P Mobile Geochemistry, Inc.

Analyte	Result	Reporting Limit	Units	Dilution Factor	Batch	Prepared	Analyzed	Method	Notes
SV-1S (E303043-01) Vapor Sampled: 17-Mar-23 Received: 21-Mar-23									
1,1-Difluoroethane (LCC)	ND	5.5	ug/m3	1	EC32403	24-Mar-23	24-Mar-23	EPA TO-15	
Dichlorodifluoromethane (F12)	ND	5.0	"	"	"	"	"	"	
Chloromethane	**2.2**	2.1	"	"	"	"	"	"	
Dichlorotetrafluoroethane (F114)	ND	7.1	"	"	"	"	"	"	
Vinyl chloride	ND	2.6	"	"	"	"	"	"	
Bromomethane	ND	16	"	"	"	"	"	"	
Chloroethane	ND	8.0	"	"	"	"	"	"	
Trichlorofluoromethane (F11)	ND	5.6	"	"	"	"	"	"	
1,1-Dichloroethene	ND	4.0	"	"	"	"	"	"	
1,1,2-Trichlorotrifluoroethane (F113)	ND	7.7	"	"	"	"	"	"	
Methylene chloride (Dichloromethane)	ND	3.5	"	"	"	"	"	"	
Carbon disulfide	ND	6.3	"	"	"	"	"	"	
trans-1,2-Dichloroethene	ND	8.0	"	"	"	"	"	"	
1,1-Dichloroethane	ND	4.1	"	"	"	"	"	"	
2-Butanone (MEK)	ND	30	"	"	"	"	"	"	
cis-1,2-Dichloroethene	ND	4.0	"	"	"	"	"	"	
Chloroform	ND	4.9	"	"	"	"	"	"	
1,1,1-Trichloroethane	ND	5.5	"	"	"	"	"	"	
1,2-Dichloroethane (EDC)	ND	4.1	"	"	"	"	"	"	
Benzene	**8.8**	3.2	"	"	"	"	"	"	
Carbon tetrachloride	ND	6.4	"	"	"	"	"	"	
Trichloroethene	ND	5.5	"	"	"	"	"	"	
1,2-Dichloropropane	ND	9.4	"	"	"	"	"	"	
Bromodichloromethane	ND	6.8	"	"	"	"	"	"	
cis-1,3-Dichloropropene	ND	4.6	"	"	"	"	"	"	
4-Methyl-2-pentanone (MIBK)	ND	8.3	"	"	"	"	"	"	
trans-1,3-Dichloropropene	ND	4.6	"	"	"	"	"	"	
Toluene	**19**	3.8	"	"	"	"	"	"	
1,1,2-Trichloroethane	ND	5.5	"	"	"	"	"	"	
2-Hexanone (MBK)	ND	8.3	"	"	"	"	"	"	
Dibromochloromethane	ND	8.6	"	"	"	"	"	"	
Tetrachloroethene	ND	6.9	"	"	"	"	"	"	
1,2-Dibromoethane (EDB)	ND	7.8	"	"	"	"	"	"	
1,1,1,2-Tetrachloroethane	ND	7.0	"	"	"	"	"	"	
Chlorobenzene	ND	4.7	"	"	"	"	"	"	
Ethylbenzene	ND	4.4	"	"	"	"	"	"	
m,p-Xylene	ND	8.8	"	"	"	"	"	"	
Styrene	ND	4.3	"	"	"	"	"	"	

H&P Mobile
Geochemistry Inc.

2470 Impala Drive
Carlsbad, CA 92010
760-804-9678 Phone
760-804-9159 Fax

Atlas Technical Consultants - Modesto	Project:	ATC032123-10	
1117 Lone Palm Ave., Suite 201B	Project Number:	KJMS / Sacramento, CA	Reported:
Modesto, CA 95351	Project Manager:	Jeanne Homsey	27-Mar-23 12:31

Volatile Organic Compounds by EPA TO-15

H&P Mobile Geochemistry, Inc.

Analyte	Result	Reporting Limit	Units	Dilution Factor	Batch	Prepared	Analyzed	Method	Notes
SV-1S (E303043-01) Vapor Sampled: 17-Mar-23 Received: 21-Mar-23									
o-Xylene	ND	4.4	ug/m3	1	EC32403	24-Mar-23	24-Mar-23	EPA TO-15	
Bromoform	ND	10	"	"	"	"	"	"	
1,1,2,2-Tetrachloroethane	ND	7.0	"	"	"	"	"	"	
4-Ethyltoluene	ND	5.0	"	"	"	"	"	"	
1,3,5-Trimethylbenzene	ND	5.0	"	"	"	"	"	"	
1,2,4-Trimethylbenzene	ND	5.0	"	"	"	"	"	"	
1,3-Dichlorobenzene	ND	12	"	"	"	"	"	"	
1,4-Dichlorobenzene	ND	12	"	"	"	"	"	"	
1,2-Dichlorobenzene	ND	12	"	"	"	"	"	"	
1,2,4-Trichlorobenzene	ND	38	"	"	"	"	"	"	
Hexachlorobutadiene	ND	54	"	"	"	"	"	"	
Surrogate: 1,2-Dichloroethane-d4		*98.7 %*	*76-134*		"	"	"	"	
Surrogate: Toluene-d8		*102 %*	*78-125*		"	"	"	"	
Surrogate: 4-Bromofluorobenzene		*113 %*	*77-127*		"	"	"	"	
SV-1D (E303043-02) Vapor Sampled: 17-Mar-23 Received: 21-Mar-23									
1,1-Difluoroethane (LCC)	ND	5.5	ug/m3	1	EC32403	24-Mar-23	24-Mar-23	EPA TO-15	
Dichlorodifluoromethane (F12)	ND	5.0	"	"	"	"	"	"	
Chloromethane	ND	2.1	"	"	"	"	"	"	
Dichlorotetrafluoroethane (F114)	ND	7.1	"	"	"	"	"	"	
Vinyl chloride	ND	2.6	"	"	"	"	"	"	
Bromomethane	ND	16	"	"	"	"	"	"	
Chloroethane	ND	8.0	"	"	"	"	"	"	
Trichlorofluoromethane (F11)	ND	5.6	"	"	"	"	"	"	
1,1-Dichloroethene	ND	4.0	"	"	"	"	"	"	
1,1,2-Trichlorotrifluoroethane (F113)	ND	7.7	"	"	"	"	"	"	
Methylene chloride (Dichloromethane)	ND	3.5	"	"	"	"	"	"	
Carbon disulfide	ND	6.3	"	"	"	"	"	"	
trans-1,2-Dichloroethene	ND	8.0	"	"	"	"	"	"	
1,1-Dichloroethane	ND	4.1	"	"	"	"	"	"	
2-Butanone (MEK)	ND	30	"	"	"	"	"	"	
cis-1,2-Dichloroethene	ND	4.0	"	"	"	"	"	"	
Chloroform	ND	4.9	"	"	"	"	"	"	
1,1,1-Trichloroethane	ND	5.5	"	"	"	"	"	"	
1,2-Dichloroethane (EDC)	ND	4.1	"	"	"	"	"	"	
Benzene	**4.6**	3.2	"	"	"	"	"	"	
Carbon tetrachloride	ND	6.4	"	"	"	"	"	"	

H&P Mobile
Geochemistry Inc.

2470 Impala Drive
Carlsbad, CA 92010
760-804-9678 Phone
760-804-9159 Fax

Atlas Technical Consultants - Modesto	Project:	ATC032123-10	
1117 Lone Palm Ave., Suite 201B	Project Number:	KJMS / Sacramento, CA	Reported:
Modesto, CA 95351	Project Manager:	Jeanne Homsey	27-Mar-23 12:31

Volatile Organic Compounds by EPA TO-15

H&P Mobile Geochemistry, Inc.

Analyte	Result	Reporting Limit	Units	Dilution Factor	Batch	Prepared	Analyzed	Method	Notes
SV-1D (E303043-02) Vapor Sampled: 17-Mar-23 Received: 21-Mar-23									
Trichloroethene	ND	5.5	ug/m3	1	EC32403	24-Mar-23	24-Mar-23	EPA TO-15	
1,2-Dichloropropane	ND	9.4	"	"	"	"	"	"	
Bromodichloromethane	ND	6.8	"	"	"	"	"	"	
cis-1,3-Dichloropropene	ND	4.6	"	"	"	"	"	"	
4-Methyl-2-pentanone (MIBK)	ND	8.3	"	"	"	"	"	"	
trans-1,3-Dichloropropene	ND	4.6	"	"	"	"	"	"	
Toluene	**22**	3.8	"	"	"	"	"	"	
1,1,2-Trichloroethane	ND	5.5	"	"	"	"	"	"	
2-Hexanone (MBK)	ND	8.3	"	"	"	"	"	"	
Dibromochloromethane	ND	8.6	"	"	"	"	"	"	
Tetrachloroethene	**19**	6.9	"	"	"	"	"	"	
1,2-Dibromoethane (EDB)	ND	7.8	"	"	"	"	"	"	
1,1,1,2-Tetrachloroethane	ND	7.0	"	"	"	"	"	"	
Chlorobenzene	ND	4.7	"	"	"	"	"	"	
Ethylbenzene	ND	4.4	"	"	"	"	"	"	
m,p-Xylene	**9.9**	8.8	"	"	"	"	"	"	
Styrene	ND	4.3	"	"	"	"	"	"	
o-Xylene	ND	4.4	"	"	"	"	"	"	
Bromoform	ND	10	"	"	"	"	"	"	
1,1,2,2-Tetrachloroethane	ND	7.0	"	"	"	"	"	"	
4-Ethyltoluene	ND	5.0	"	"	"	"	"	"	
1,3,5-Trimethylbenzene	ND	5.0	"	"	"	"	"	"	
1,2,4-Trimethylbenzene	ND	5.0	"	"	"	"	"	"	
1,3-Dichlorobenzene	ND	12	"	"	"	"	"	"	
1,4-Dichlorobenzene	ND	12	"	"	"	"	"	"	
1,2-Dichlorobenzene	ND	12	"	"	"	"	"	"	
1,2,4-Trichlorobenzene	ND	38	"	"	"	"	"	"	
Hexachlorobutadiene	ND	54	"	"	"	"	"	"	
Surrogate: 1,2-Dichloroethane-d4		*102 %*		*76-134*	"	"	"	"	
Surrogate: Toluene-d8		*102 %*		*78-125*	"	"	"	"	
Surrogate: 4-Bromofluorobenzene		*110 %*		*77-127*	"	"	"	"	

H&P Mobile
Geochemistry Inc.

2470 Impala Drive
Carlsbad, CA 92010
760-804-9678 Phone
760-804-9159 Fax

Atlas Technical Consultants - Modesto	Project: ATC032123-10	
1117 Lone Palm Ave., Suite 201B	Project Number: KJMS / Sacramento, CA	Reported:
Modesto, CA 95351	Project Manager: Jeanne Homsey	27-Mar-23 12:31

Volatile Organic Compounds by EPA TO-15

H&P Mobile Geochemistry, Inc.

Analyte	Result	Reporting Limit	Units	Dilution Factor	Batch	Prepared	Analyzed	Method	Notes
SV-2S (E303043-03) Vapor Sampled: 17-Mar-23 Received: 21-Mar-23									
1,1-Difluoroethane (LCC)	ND	5.5	ug/m3	1	EC32403	24-Mar-23	24-Mar-23	EPA TO-15	
Dichlorodifluoromethane (F12)	ND	5.0	"	"	"	"	"	"	
Chloromethane	ND	2.1	"	"	"	"	"	"	
Dichlorotetrafluoroethane (F114)	ND	7.1	"	"	"	"	"	"	
Vinyl chloride	ND	2.6	"	"	"	"	"	"	
Bromomethane	ND	16	"	"	"	"	"	"	
Chloroethane	ND	8.0	"	"	"	"	"	"	
Trichlorofluoromethane (F11)	ND	5.6	"	"	"	"	"	"	
1,1-Dichloroethene	ND	4.0	"	"	"	"	"	"	
1,1,2-Trichlorotrifluoroethane (F113)	ND	7.7	"	"	"	"	"	"	
Methylene chloride (Dichloromethane)	ND	3.5	"	"	"	"	"	"	
Carbon disulfide	ND	6.3	"	"	"	"	"	"	
trans-1,2-Dichloroethene	ND	8.0	"	"	"	"	"	"	
1,1-Dichloroethane	ND	4.1	"	"	"	"	"	"	
2-Butanone (MEK)	ND	30	"	"	"	"	"	"	
cis-1,2-Dichloroethene	ND	4.0	"	"	"	"	"	"	
Chloroform	ND	4.9	"	"	"	"	"	"	
1,1,1-Trichloroethane	ND	5.5	"	"	"	"	"	"	
1,2-Dichloroethane (EDC)	ND	4.1	"	"	"	"	"	"	
Benzene	ND	3.2	"	"	"	"	"	"	
Carbon tetrachloride	ND	6.4	"	"	"	"	"	"	
Trichloroethene	ND	5.5	"	"	"	"	"	"	
1,2-Dichloropropane	ND	9.4	"	"	"	"	"	"	
Bromodichloromethane	ND	6.8	"	"	"	"	"	"	
cis-1,3-Dichloropropene	ND	4.6	"	"	"	"	"	"	
4-Methyl-2-pentanone (MIBK)	ND	8.3	"	"	"	"	"	"	
trans-1,3-Dichloropropene	ND	4.6	"	"	"	"	"	"	
Toluene	**31**	3.8	"	"	"	"	"	"	
1,1,2-Trichloroethane	ND	5.5	"	"	"	"	"	"	
2-Hexanone (MBK)	ND	8.3	"	"	"	"	"	"	
Dibromochloromethane	ND	8.6	"	"	"	"	"	"	
Tetrachloroethene	ND	6.9	"	"	"	"	"	"	
1,2-Dibromoethane (EDB)	ND	7.8	"	"	"	"	"	"	
1,1,1,2-Tetrachloroethane	ND	7.0	"	"	"	"	"	"	
Chlorobenzene	ND	4.7	"	"	"	"	"	"	
Ethylbenzene	**5.2**	4.4	"	"	"	"	"	"	
m,p-Xylene	**31**	8.8	"	"	"	"	"	"	
Styrene	ND	4.3	"	"	"	"	"	"	

H&P Mobile
Geochemistry Inc.

2470 Impala Drive
Carlsbad, CA 92010
760-804-9678 Phone
760-804-9159 Fax

Atlas Technical Consultants - Modesto	Project:	ATC032123-10	
1117 Lone Palm Ave., Suite 201B	Project Number:	KJMS / Sacramento, CA	Reported:
Modesto, CA 95351	Project Manager:	Jeanne Homsey	27-Mar-23 12:31

Volatile Organic Compounds by EPA TO-15

H&P Mobile Geochemistry, Inc.

Analyte	Result	Reporting Limit	Units	Dilution Factor	Batch	Prepared	Analyzed	Method	Notes
SV-2S (E303043-03) Vapor Sampled: 17-Mar-23 Received: 21-Mar-23									
o-Xylene	**7.1**	4.4	ug/m3	1	EC32403	24-Mar-23	24-Mar-23	EPA TO-15	
Bromoform	ND	10	"	"	"	"	"	"	
1,1,2,2-Tetrachloroethane	ND	7.0	"	"	"	"	"	"	
4-Ethyltoluene	ND	5.0	"	"	"	"	"	"	
1,3,5-Trimethylbenzene	ND	5.0	"	"	"	"	"	"	
1,2,4-Trimethylbenzene	**8.9**	5.0	"	"	"	"	"	"	
1,3-Dichlorobenzene	ND	12	"	"	"	"	"	"	
1,4-Dichlorobenzene	ND	12	"	"	"	"	"	"	
1,2-Dichlorobenzene	ND	12	"	"	"	"	"	"	
1,2,4-Trichlorobenzene	ND	38	"	"	"	"	"	"	
Hexachlorobutadiene	ND	54	"	"	"	"	"	"	
Surrogate: 1,2-Dichloroethane-d4		*100 %*	*76-134*		"	"	"	"	
Surrogate: Toluene-d8		*102 %*	*78-125*		"	"	"	"	
Surrogate: 4-Bromofluorobenzene		*107 %*	*77-127*		"	"	"	"	
SV-2D (E303043-04) Vapor Sampled: 17-Mar-23 Received: 21-Mar-23									
1,1-Difluoroethane (LCC)	ND	5.5	ug/m3	1	EC32403	24-Mar-23	24-Mar-23	EPA TO-15	
Dichlorodifluoromethane (F12)	ND	5.0	"	"	"	"	"	"	
Chloromethane	ND	2.1	"	"	"	"	"	"	
Dichlorotetrafluoroethane (F114)	ND	7.1	"	"	"	"	"	"	
Vinyl chloride	ND	2.6	"	"	"	"	"	"	
Bromomethane	ND	16	"	"	"	"	"	"	
Chloroethane	ND	8.0	"	"	"	"	"	"	
Trichlorofluoromethane (F11)	ND	5.6	"	"	"	"	"	"	
1,1-Dichloroethene	ND	4.0	"	"	"	"	"	"	
1,1,2-Trichlorotrifluoroethane (F113)	ND	7.7	"	"	"	"	"	"	
Methylene chloride (Dichloromethane)	ND	3.5	"	"	"	"	"	"	
Carbon disulfide	ND	6.3	"	"	"	"	"	"	
trans-1,2-Dichloroethene	ND	8.0	"	"	"	"	"	"	
1,1-Dichloroethane	ND	4.1	"	"	"	"	"	"	
2-Butanone (MEK)	ND	30	"	"	"	"	"	"	
cis-1,2-Dichloroethene	ND	4.0	"	"	"	"	"	"	
Chloroform	ND	4.9	"	"	"	"	"	"	
1,1,1-Trichloroethane	ND	5.5	"	"	"	"	"	"	
1,2-Dichloroethane (EDC)	ND	4.1	"	"	"	"	"	"	
Benzene	**5.2**	3.2	"	"	"	"	"	"	
Carbon tetrachloride	ND	6.4	"	"	"	"	"	"	

H&P Mobile
Geochemistry Inc.

2470 Impala Drive
Carlsbad, CA 92010
760-804-9678 Phone
760-804-9159 Fax

Atlas Technical Consultants - Modesto	Project: ATC032123-10	
1117 Lone Palm Ave., Suite 201B	Project Number: KJMS / Sacramento, CA	Reported:
Modesto, CA 95351	Project Manager: Jeanne Homsey	27-Mar-23 12:31

Volatile Organic Compounds by EPA TO-15

H&P Mobile Geochemistry, Inc.

Analyte	Result	Reporting Limit	Units	Dilution Factor	Batch	Prepared	Analyzed	Method	Notes
SV-2D (E303043-04) Vapor Sampled: 17-Mar-23 Received: 21-Mar-23									
Trichloroethene	ND	5.5	ug/m3	1	EC32403	24-Mar-23	24-Mar-23	EPA TO-15	
1,2-Dichloropropane	ND	9.4	"	"	"	"	"	"	
Bromodichloromethane	ND	6.8	"	"	"	"	"	"	
cis-1,3-Dichloropropene	ND	4.6	"	"	"	"	"	"	
4-Methyl-2-pentanone (MIBK)	ND	8.3	"	"	"	"	"	"	
trans-1,3-Dichloropropene	ND	4.6	"	"	"	"	"	"	
Toluene	**9.6**	3.8	"	"	"	"	"	"	
1,1,2-Trichloroethane	ND	5.5	"	"	"	"	"	"	
2-Hexanone (MBK)	ND	8.3	"	"	"	"	"	"	
Dibromochloromethane	ND	8.6	"	"	"	"	"	"	
Tetrachloroethene	**9.2**	6.9	"	"	"	"	"	"	
1,2-Dibromoethane (EDB)	ND	7.8	"	"	"	"	"	"	
1,1,1,2-Tetrachloroethane	ND	7.0	"	"	"	"	"	"	
Chlorobenzene	ND	4.7	"	"	"	"	"	"	
Ethylbenzene	ND	4.4	"	"	"	"	"	"	
m,p-Xylene	ND	8.8	"	"	"	"	"	"	
Styrene	ND	4.3	"	"	"	"	"	"	
o-Xylene	ND	4.4	"	"	"	"	"	"	
Bromoform	ND	10	"	"	"	"	"	"	
1,1,2,2-Tetrachloroethane	ND	7.0	"	"	"	"	"	"	
4-Ethyltoluene	ND	5.0	"	"	"	"	"	"	
1,3,5-Trimethylbenzene	ND	5.0	"	"	"	"	"	"	
1,2,4-Trimethylbenzene	ND	5.0	"	"	"	"	"	"	
1,3-Dichlorobenzene	ND	12	"	"	"	"	"	"	
1,4-Dichlorobenzene	ND	12	"	"	"	"	"	"	
1,2-Dichlorobenzene	ND	12	"	"	"	"	"	"	
1,2,4-Trichlorobenzene	ND	38	"	"	"	"	"	"	
Hexachlorobutadiene	ND	54	"	"	"	"	"	"	
Surrogate: 1,2-Dichloroethane-d4		*101 %*		*76-134*	"	"	"	"	
Surrogate: Toluene-d8		*102 %*		*78-125*	"	"	"	"	
Surrogate: 4-Bromofluorobenzene		*105 %*		*77-127*	"	"	"	"	

H&P Mobile
Geochemistry Inc.

2470 Impala Drive
Carlsbad, CA 92010
760-804-9678 Phone
760-804-9159 Fax

Atlas Technical Consultants - Modesto	Project: ATC032123-10	
1117 Lone Palm Ave., Suite 201B	Project Number: KJMS / Sacramento, CA	Reported:
Modesto, CA 95351	Project Manager: Jeanne Homsey	27-Mar-23 12:31

Petroleum Hydrocarbon Analysis by EPA TO-15

H&P Mobile Geochemistry, Inc.

Analyte	Result	Reporting Limit	Units	Dilution Factor	Batch	Prepared	Analyzed	Method	Notes
SV-1S (E303043-01) Vapor Sampled: 17-Mar-23 Received: 21-Mar-23									
TPHv (C5 - C12)	**1200**	100	ug/m3	1	EC32403	24-Mar-23	24-Mar-23	EPA TO-15	
SV-1D (E303043-02) Vapor Sampled: 17-Mar-23 Received: 21-Mar-23									
TPHv (C5 - C12)	**1600**	100	ug/m3	1	EC32403	24-Mar-23	24-Mar-23	EPA TO-15	
SV-2S (E303043-03) Vapor Sampled: 17-Mar-23 Received: 21-Mar-23									
TPHv (C5 - C12)	**390**	100	ug/m3	1	EC32403	24-Mar-23	24-Mar-23	EPA TO-15	
SV-2D (E303043-04) Vapor Sampled: 17-Mar-23 Received: 21-Mar-23									
TPHv (C5 - C12)	**790**	100	ug/m3	1	EC32403	24-Mar-23	24-Mar-23	EPA TO-15	

H&P Mobile
Geochemistry Inc.

2470 Impala Drive
Carlsbad, CA 92010
760-804-9678 Phone
760-804-9159 Fax

Atlas Technical Consultants - Modesto	Project: ATC032123-10	
1117 Lone Palm Ave., Suite 201B	Project Number: KJMS / Sacramento, CA	Reported:
Modesto, CA 95351	Project Manager: Jeanne Homsey	27-Mar-23 12:31

Volatile Organic Compounds by EPA TO-15 - Quality Control

H&P Mobile Geochemistry, Inc.

Analyte	Result	Reporting Limit	Units	Spike Level	Source Result	%REC	%REC Limits	RPD	RPD Limit	Notes
Batch EC32403 - TO-15										
Blank (EC32403-BLK1)				Prepared & Analyzed: 24-Mar-23						
1,1-Difluoroethane (LCC)	ND	5.5	ug/m3							
Dichlorodifluoromethane (F12)	ND	5.0	"							
Chloromethane	ND	2.1	"							
Dichlorotetrafluoroethane (F114)	ND	7.1	"							
Vinyl chloride	ND	2.6	"							
Bromomethane	ND	16	"							
Chloroethane	ND	8.0	"							
Trichlorofluoromethane (F11)	ND	5.6	"							
1,1-Dichloroethene	ND	4.0	"							
1,1,2-Trichlorotrifluoroethane (F113)	ND	7.7	"							
Methylene chloride (Dichloromethane)	ND	3.5	"							
Carbon disulfide	ND	6.3	"							
trans-1,2-Dichloroethene	ND	8.0	"							
1,1-Dichloroethane	ND	4.1	"							
2-Butanone (MEK)	ND	30	"							
cis-1,2-Dichloroethene	ND	4.0	"							
Chloroform	ND	4.9	"							
1,1,1-Trichloroethane	ND	5.5	"							
1,2-Dichloroethane (EDC)	ND	4.1	"							
Benzene	ND	3.2	"							
Carbon tetrachloride	ND	6.4	"							
Trichloroethene	ND	5.5	"							
1,2-Dichloropropane	ND	9.4	"							
Bromodichloromethane	ND	6.8	"							
cis-1,3-Dichloropropene	ND	4.6	"							
4-Methyl-2-pentanone (MIBK)	ND	8.3	"							
trans-1,3-Dichloropropene	ND	4.6	"							
Toluene	ND	3.8	"							
1,1,2-Trichloroethane	ND	5.5	"							
2-Hexanone (MBK)	ND	8.3	"							
Dibromochloromethane	ND	8.6	"							
Tetrachloroethene	ND	6.9	"							
1,2-Dibromoethane (EDB)	ND	7.8	"							
1,1,1,2-Tetrachloroethane	ND	7.0	"							

H&P Mobile
Geochemistry Inc.

2470 Impala Drive
Carlsbad, CA 92010
760-804-9678 Phone
760-804-9159 Fax

Atlas Technical Consultants - Modesto	Project: ATC032123-10	
1117 Lone Palm Ave., Suite 201B	Project Number: KJMS / Sacramento, CA	Reported:
Modesto, CA 95351	Project Manager: Jeanne Homsey	27-Mar-23 12:31

Volatile Organic Compounds by EPA TO-15 - Quality Control

H&P Mobile Geochemistry, Inc.

Analyte	Result	Reporting Limit	Units	Spike Level	Source Result	%REC	%REC Limits	RPD	RPD Limit	Notes
Batch EC32403 - TO-15										
Blank (EC32403-BLK1)				Prepared & Analyzed: 24-Mar-23						
Chlorobenzene	ND	4.7	ug/m3							
Ethylbenzene	ND	4.4	"							
m,p-Xylene	ND	8.8	"							
Styrene	ND	4.3	"							
o-Xylene	ND	4.4	"							
Bromoform	ND	10	"							
1,1,2,2-Tetrachloroethane	ND	7.0	"							
4-Ethyltoluene	ND	5.0	"							
1,3,5-Trimethylbenzene	ND	5.0	"							
1,2,4-Trimethylbenzene	ND	5.0	"							
1,3-Dichlorobenzene	ND	12	"							
1,4-Dichlorobenzene	ND	12	"							
1,2-Dichlorobenzene	ND	12	"							
1,2,4-Trichlorobenzene	ND	38	"							
Hexachlorobutadiene	ND	54	"							
Surrogate: 1,2-Dichloroethane-d4	*214*		*"*	*214*		*100*	*76-134*			
Surrogate: Toluene-d8	*211*		*"*	*208*		*101*	*78-125*			
Surrogate: 4-Bromofluorobenzene	*378*		*"*	*363*		*104*	*77-127*			
LCS (EC32403-BS1)				Prepared & Analyzed: 24-Mar-23						
Dichlorodifluoromethane (F12)	110	5.0	ug/m3	101		106	59-128			
Vinyl chloride	57	2.6	"	52.0		109	64-127			
Chloroethane	59	8.0	"	53.6		110	63-127			
Trichlorofluoromethane (F11)	120	5.6	"	113		103	62-126			
1,1-Dichloroethene	77	4.0	"	80.8		95.8	61-133			
1,1,2-Trichlorotrifluoroethane (F113)	150	7.7	"	155		97.3	66-126			
Methylene chloride (Dichloromethane)	70	3.5	"	70.8		98.4	62-115			
trans-1,2-Dichloroethene	76	8.0	"	80.8		94.2	67-124			
1,1-Dichloroethane	81	4.1	"	82.4		97.8	68-126			
cis-1,2-Dichloroethene	75	4.0	"	80.0		94.3	70-121			
Chloroform	100	4.9	"	99.2		100	68-123			
1,1,1-Trichloroethane	110	5.5	"	111		96.6	68-125			
1,2-Dichloroethane (EDC)	86	4.1	"	82.4		105	65-128			

H&P Mobile
Geochemistry Inc.

2470 Impala Drive
Carlsbad, CA 92010
760-804-9678 Phone
760-804-9159 Fax

Atlas Technical Consultants - Modesto	Project: ATC032123-10	
1117 Lone Palm Ave., Suite 201B	Project Number: KJMS / Sacramento, CA	Reported:
Modesto, CA 95351	Project Manager: Jeanne Homsey	27-Mar-23 12:31

Volatile Organic Compounds by EPA TO-15 - Quality Control

H&P Mobile Geochemistry, Inc.

Analyte	Result	Reporting Limit	Units	Spike Level	Source Result	%REC	%REC Limits	RPD	RPD Limit	Notes
Batch EC32403 - TO-15										
LCS (EC32403-BS1)				Prepared & Analyzed: 24-Mar-23						
Benzene	63	3.2	ug/m3	64.8		96.5	69-119			
Carbon tetrachloride	130	6.4	"	128		99.1	68-132			
Trichloroethene	110	5.5	"	110		102	71-123			
Toluene	75	3.8	"	76.8		97.8	66-119			
1,1,2-Trichloroethane	110	5.5	"	111		101	73-119			
Tetrachloroethene	140	6.9	"	138		102	66-124			
1,1,1,2-Tetrachloroethane	140	7.0	"	140		103	67-129			
Ethylbenzene	88	4.4	"	88.4		99.9	70-124			
m,p-Xylene	91	8.8	"	88.4		103	61-134			
o-Xylene	96	4.4	"	88.4		108	67-125			
1,1,2,2-Tetrachloroethane	140	7.0	"	140		100	65-127			
Surrogate: 1,2-Dichloroethane-d4	*233*		*"*	*214*		*109*	*76-134*			
Surrogate: Toluene-d8	*210*		*"*	*208*		*101*	*78-125*			
Surrogate: 4-Bromofluorobenzene	*403*		*"*	*363*		*111*	*77-127*			

H&P Mobile
Geochemistry Inc.

2470 Impala Drive
Carlsbad, CA 92010
760-804-9678 Phone
760-804-9159 Fax

Atlas Technical Consultants - Modesto	Project:	ATC032123-10	
1117 Lone Palm Ave., Suite 201B	Project Number:	KJMS / Sacramento, CA	Reported:
Modesto, CA 95351	Project Manager:	Jeanne Homsey	27-Mar-23 12:31

Petroleum Hydrocarbon Analysis by EPA TO-15 - Quality Control

H&P Mobile Geochemistry, Inc.

Analyte	Result	Reporting Limit	Units	Spike Level	Source Result	%REC	%REC Limits	RPD	RPD Limit	Notes
Batch EC32403 - TO-15										
Blank (EC32403-BLK1)				Prepared & Analyzed: 24-Mar-23						
TPHv (C5 - C12)	ND	100	ug/m3							

H&P Mobile
Geochemistry Inc.

2470 Impala Drive
Carlsbad, CA 92010
760-804-9678 Phone
760-804-9159 Fax

Atlas Technical Consultants - Modesto	Project:	ATC032123-10	
1117 Lone Palm Ave., Suite 201B	Project Number:	KJMS / Sacramento, CA	Reported:
Modesto, CA 95351	Project Manager:	Jeanne Homsey	27-Mar-23 12:31

Notes and Definitions

LCC	Leak Check Compound
ND	Analyte NOT DETECTED at or above the reporting limit
MDL	Method Detection Limit
%REC	Percent Recovery
RPD	Relative Percent Difference

All soil results are reported in wet weight.

Appendix

H&P Mobile Geochemistry, Inc. is approved as an Environmental Testing Laboratory and Mobile Laboratory in accordance with the DoD-ELAP Program and ISO/IEC 17025:2005 programs through PJLA, accreditation number 69070 for EPA Method TO-15, EPA Method 8260B and H&P 8260SV.

H&P is approved by the State of California as an Environmental Laboratory and Mobile Laboratory in conformance with the Environmental Laboratory Accreditation Program (ELAP) for the category of Volatile and Semi-Volatile Organic Chemistry of Hazardous Waste, certification numbers 2740, 2741, 2743 & 2745.

H&P is approved by the State of Louisiana Department of Environmental Quality under the National Environmental Laboratory Accreditation Conference (NELAC) certification number 04138

The complete list of stationary and mobile laboratory certifications along with the fields of testing (FOTs) and analyte lists are available at www.handpmg.com/about/certifications.

H&P Mobile Geochemistry, Inc.

2470 Impala Drive, Carlsbad, CA 92010
& Field Office - Signal Hill, CA
W handpmg.com E info@handpmg.com

VAPOR / AIR Chain of Custody

DATE: 3-17-2023
Page 1 of 1

ATC032123-10

Lab Client and Project Information

Lab Client/Consultant: Atlas Technical Consulting	Project Name / #: KJMS
Lab Client Project Manager: Jeanne Homsey	Project Location: Sacramento, CA
Lab Client Address: 1117 Lone Palm Ave, Suite 201B	Report E-Mail(s): jeanne.homsey@oneatlas.com jim.kundert@oneatlas.com
Lab Client City, State, Zip: Modesto, CA 95351	
Phone Number: 209-579-2221	

Sample Receipt (Lab Use Only)

Date Rec'd: 3/21/23	Control #: 230180.01
H&P Project #: ~~ATC032123-10~~	
Lab Work Order #: E303043	
Sample Intact: ☑ Yes ☐ No ☐ See Notes Below	
Receipt Gauge ID: 60206	Temp: RT
Outside Lab:	
Receipt Notes/Tracking #: 1293T T61905107 3878	
Lab PM Initials: KB	

Reporting Requirements

☑ Standard Report ☐ Level III ☐ Level IV
☐ Excel EDD ☐ Other EDD:
☐ CA Geotracker Global ID:

Turnaround Time

☒ **Standard** (7 days for preliminary report, 10 days for final report)
☐ **Rush** (specify):

Sampler Information

Sampler(s): Jim Kundert
Signature:
Date: 3-17-2023

Additional Instructions to Laboratory:

** Preferred VOC units (please choose one):*
☐ µg/L ☒ µg/m³ ☐ ppbv ☐ ppmv

SAMPLE NAME	FIELD POINT NAME (if applicable)	DATE mm/dd/yy	TIME 24hr clock	SAMPLE TYPE Indoor Air (IA), Ambient Air (AA), Subslab (SS), Soil Vapor (SV)	CONTAINER SIZE & TYPE 400mL/1L/6L Summa, Tedlar, Tube, etc.	CONTAINER ID (###) 066	Lab use only: Receipt Vac	VOCs Standard Full List ☐ 8260SV ☒ TO-15	VOCs Short List / Project List ☐ 8260SV ☐ TO-15	Oxygenates ☐ 8260SV ☐ TO-15	Naphthalene ☐ 8260SV ☐ TO-15	TPHv as Gas ☐ 8260SVm ☒ TO-15m	Aromatic/Aliphatic Fractions ☐ 8260SVm ☐ TO-15m	Leak Check Compound ☒ DFA ☐ IPA ☐ He	Methane by EPA 8015m	Fixed Gases by ASTM D1945 ☐ CO2 ☐ O2 ☐ N2			
SV-1S		3/17/23	1138	SV	400 mL	990	-5	X				X		X					
SV-1D		↓	1127	↓	↓	017	-4	X				X		X					
SV-2S		↓	1002	↓	↓	238	-4	X				X		X					
SV-2D		↓	1117	↓	↓	141	-5	X				X		X					

Approved/Relinquished by:	Company: Atlas	Date: 3-17-23	Time: 1700	Received by: LOC INGO	Company: H&P	Date: 3/21/23	Time: 1015
Approved/Relinquished by:	Company:	Date:	Time:	Received by:	Company:	Date:	Time:
Approved/Relinquished by:	Company:	Date:	Time:	Received by:	Company:	Date:	Time:

**Approval constitutes as authorization to proceed with analysis and acceptance of conditions on back*

Appendix A-2

Limited Investigation Report Addendum by Atlas

LIMITED INVESTIGATION REPORT ADDENDUM

Katherine Johnson Middle School
2641 Kent Drive
Sacramento, California

Submitted to:

Kitchell CEM
2450 Venture Oaks Way, Suite 500
Sacramento, CA 95833

Submitted by:

Atlas Technical Consultants
1117 Lone Palm Ave, Suite 201B
Modesto, California 95351

Atlas Project # Z054000356

April 12, 2023

April 12, 2023

Ms. Martha Estrada
Program Manager
Kitchell CEM
2450 Venture Oaks Way, Suite 500
Sacramento, CA 95833

Subject: **Limited Investigation Report Addendum**
Katherine Johnson Middle School
2641 Kent Drive
Sacramento, California 95864

Dear Ms. Estrada:

Atlas Technical Consultants (Atlas), on behalf of the Kitchell CEM (Kitchell), has prepared this *Limited Investigation Report Addendum* to document field activities and findings performed in April 2023 at the former Creekside Adult Center located at 2641 Kent Drive in Sacramento, California (**Figure 1**). The purpose of this investigation was to further assess subsurface soil vapor conditions in accordance with the *Katherine Johnson Middle School - PEA Investigation Proposed Sampling* document provided to Atlas via email correspondence on March 3, 2023 and the request for additional soil vapor sampling via email correspondence on March 30. 2023. This letter report documents field activities and results of this investigation.

1.0 SCOPE OF WORK

Atlas was contracted to perform the collection of additional soil vapor samples along the southern border of the site. All assessment activities were performed under the direction of a State of California-licensed engineer. Additionally a representative from the Department of Toxic Substance Control was present on site to witness vapor point installation and sample collection procedures.

1.1 SOIL VAPOR SAMPLING ACTIVITIES

On April 7, 2023, additional soil vapor sampling activities were conducted at the site. Tailgate safety meeting was conducted prior to commencement of field work. Three sets of two soil borings were advanced at the site at the locations shown in **Figure 2**.

On April 7, 2023, an Atlas geologist supervised the installation of two sets or temporary soil vapor probes at three locations by TEG-Northern California (TEG), a C-57 licensed drilling contractor. Soil vapor probe locations are identified as SV-3s, SV-3d, SV-4s, SV-4d, SV-5s, and SV-5d and are shown on **Figure 2**.

Three shallow one-inch diameter soil borings were each advanced to a depth of 5 feet bgs and three deeper one-inch diameter soil borings were each advanced to a depth of 10 feet bgs to facilitate the collection of soil vapor samples. Each soil vapor probe was advanced to the target depth, then retracted between six inches and one foot while vapor flow was tested. If vapor flow was sufficient, the rod was then secured at the surface by compacting the soil around it and adding hydrated bentonite to seal the space between the rod and the boring. A threaded length

of dedicated tubing was then fed into the rod and secured at the bottom. Each rod and tubing assembly was then allowed to stabilize for two hours, per DTSC guidelines for soil vapor sampling.

In preparation for sampling, a three-way probe sampling assembly was constructed for each soil vapor probe. One of the three ports was attached to the nylon tubing connected to the soil vapor filter. A second port was connected to a syringe for purging and a vacuum/pressure gauge to measure the vacuum while purging. The third port was used to withdraw soil vapor samples. At least two hours after installation, each soil vapor probe was purged and sampled according to current California Department of Toxic Substance Control (DTSC) soil vapor sampling guidelines using laboratory-supplied manifolds and stainless-steel Summa canisters. Sample withdrawal rates were restricted to 100 to 200 milliliters (ml) per minute by a flow restrictor device included within the sampling assembly. The sampling assemblies were purged by removing three purge volumes of air using a 60-ml plastic syringe. The necessary purge volumes were determined by adding the volume of the annular space associated with the sand pack and the internal volume of sampling assembly. Once purging was complete, the purging branch of the manifold was closed via a valve and a 200-ml per minute flow restrictor was connected to a dedicated 400-ml Summa canister, provided by an off-site analytical laboratory, to collect the sample.

The probe sampling assemblies dedicated to each soil vapor probe location were subjected to "shut in" and leak testing prior to use. The "shut in" test was used to check the integrity of the assembly by establishing a vacuum of approximately 15 to 25 inches of mercury (in Hg) by closing external valves and drawing the purging syringe back to create a vacuum and then holding the vacuum steady for approximately five minutes. All assemblies maintained vacuum of 15 to 25 in Hg for five minutes indicating an absence of leaks.

During purging, testing, and sampling activities, a "leak test" was conducted. A temporary plastic enclosure was constructed to envelope the surface seal. A leak check compound consisting of 1,1-difluoroethane (1,1-DFA) was introduced into the enclosure, exposing the surface seal to the leak check compound.

Soil vapor samples were collected from soil vapor probes SV-3s, SV-3d, SV-4s, SV-4d, SV-5s, and SV-5d using dedicated Summa canisters. A duplicate sample was collected from SV-3d. Upon completion of sampling, all the soil vapor probes were removed, and the borings were filled to grade with neat cement grout, in accordance with State of California regulations.

Copies of field notes are included in **Appendix A**.

1.2 LABORATORY ANALYSIS – VAPOR SAMPLES

Following collection of soil vapor samples, the Summa canisters were shipped under chain-of-custody procedures to H&P Mobile Geochemistry Inc. laboratory in Carlsbad, California. The soil vapor samples were analyzed for VOCs per EPA Method TO-15, and for the leak check compound 1,1-DFA.

2.0 VAPOR ANALYTICAL RESULTS

Laboratory analytical concentrations for vapor samples collected as part of this investigation are summarized in the following sections. Analytical results for vapor samples collected during this investigation are also presented in **Table 1**.

Copies of the official laboratory analytical reports and chain-of-custody documentation for samples analyzed during this investigation are provided in **Appendix B** of this report.

A total of seven vapor samples collected at depths of either 5 feet or 10 feet bgs during this investigation were analyzed for volatile organic compounds (VOCs).

The leak check compound (LCC) was detected in the sample from SV-5s at more than five times the respective detection limits of the compounds of interest at this site. While the other analytes detected in this sample generally follow the trends of the other samples collected on April 7, they should not be relied upon without reservation. The presence of the LCC can indicate that ambient air was available to be pulled into the sample, potentially diluting compounds present in the sample or introducing compounds from the ambient air into the sample.

Benzene was detected in all seven samples collected during this stage of the investigation at concentrations ranging from 4.9 µg/m³ (SV-3d) to 14 µg/m³ (SV-4s).

Toluene was detected in all seven samples collected during this stage of the investigation at concentrations ranging from 13 µg/m³ (SV-4d) to 31 µg/m³ (SV-4s).

Ethylbezene was detected in sample SV-4s at a concentration of 4.6 µg/m³.

Xylenes (o) were detected in one of the samples, SV-5d, at a concentration of 4.7 µg/m³. M- and p-xylenes were not detected in samples collected on April 7.

Styrene, not previously detected at this site, was detected in all seven samples SV-4s at a concentrations ranging from 45 µg/m³ (SV-3s) to 72 µg/m³ (SV-3d duplicate).

Carbon disulfide, not previously detected at this site, was detected in sample SV-4s at a concentration of 7.6 µg/m³.

Methyl ethyl ketone (2-Butanone), not previously detected at this site, was detected in sample SV-5s at a concentration of 50 µg/m³.

Tetrachloroethene, detected previously in soil vapor samples collected at the site, was not detected in samples collected on April 7, 2023.

1,2,4-Trimethylbenzene and Chloromethane were not detected in samples collected on April 7, 2023.

3.0 COMPARISON TO HEALTH-BASED SCREENING LEVELS

3.1 Comparison to Environmental Screening Levels, San Francisco Bay Regional Water Quality Control Board – Vapor Results

Laboratory analytical results for vapor samples collected as part of this investigation were compared to the Environmental Screening Levels (ESLs) for Tier 1, Commercial and Residential Land Use (August 2019, Revision 2). The Screening Levels are also presented in **Table 1**.

Based on laboratory analysis of the vapor samples collected in April 2023, benzene was detected in all seven samples collected during this investigation at concentrations in excess of their respective Tier 1 and Residential Health-Based ESLs. Benzene concentrations reached the Commercial Health-based ESL in one sample.

No other analytes were detected in vapor samples collected during this additional investigation at concentrations in excess of their respective Tier 1, Residential or Commercial Health-Based ESL.

4.0 LIMITATIONS

This report was prepared in accordance with the scope of work outlined in Atlas's contract and with generally accepted professional engineering and environmental consulting practices existing at the time this report was prepared and applicable to the location of the site. It was prepared for the exclusive use of the Client for the express purpose stated above. Any re-use of this report for a different purpose or by others not identified above shall be at the user's sole risk without liability to Atlas. To the extent this report is based on information provided to Atlas by third parties, Atlas may have made efforts to verify this third party information, but Atlas cannot guarantee the completeness or accuracy of this third party information. The opinions expressed and data collected are based on the conditions of the site existing at the time of the field investigation. No other warranties, expressed or implied are made by Atlas.

Atlas appreciates the opportunity to assist you on this project. If you have any questions or require additional information, please contact Jeanne Homsey at (209) 579-2221.

Respectfully submitted,

Atlas

Jim Kundert
Project Geologist
Email: jim.kundert@oneatlas.com

Jeanne Homsey, PE
Branch Manager
Email: jeanne.homsey@oneatlas.com

Attachments

FIGURES

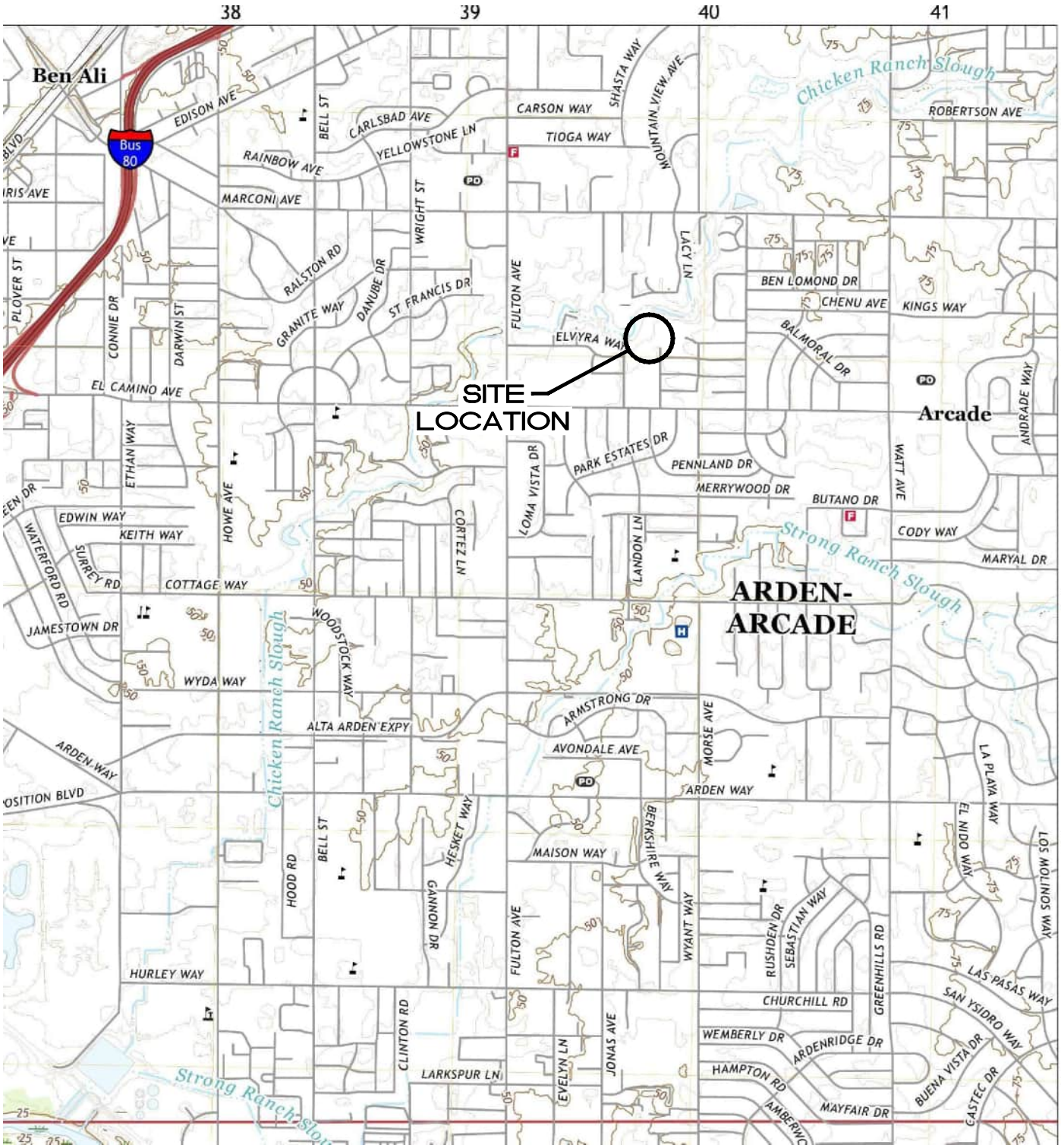

SOURCE: USGS TOPO MAP, SACRAMENTO EAST, CA QUAD, 2021

SITE VICINITY MAP

KATHERINE JOHNSON MIDDLE SCHOOL
2641 KENT DRIVE
SACRAMENTO, CA

PROJECT NUMBER: Z054000356		DATE: 3/23/23	FIGURE 1
APPROVED BY: JH		DRAWN BY: BK	

ATLAS
1117 Lone Palm Avenue, Ste. 201
Modesto, California 95351
Ph: (209) 579-2221 *** Fax: (209) 579-2225

S:\Projects-BS\KITCHEL CM\Z054000356 KJ MIDDLE SCHOOL\1_TOPOMAP.dwg

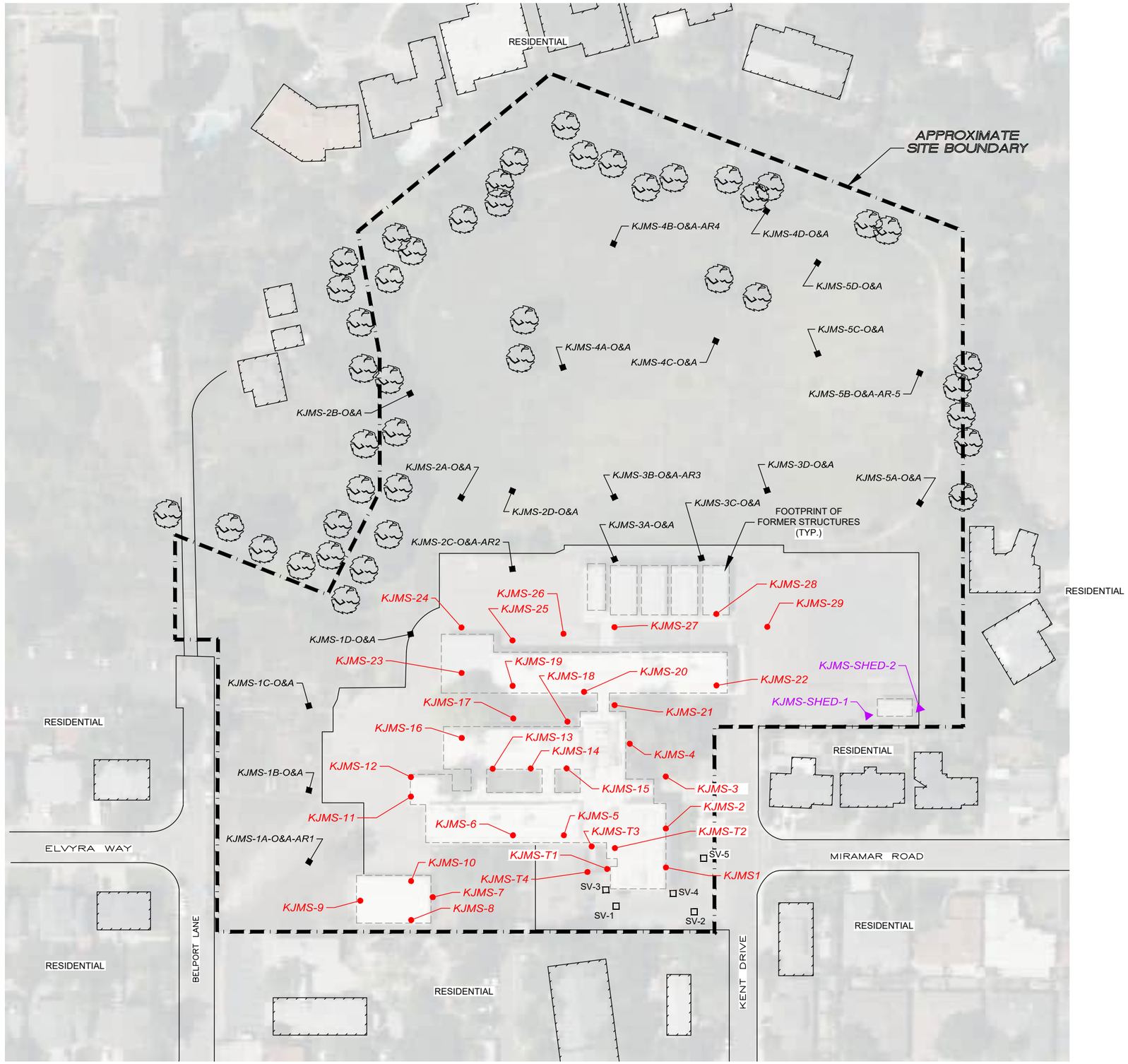

LEGEND

- SOIL SAMPLE
- SOIL SAMPLE
- SOIL SAMPLE
- SOIL SAMPLE

0 100 200

APPROX. SCALE, FT

NOTE: SCALE AND LOCATIONS ARE APPROXIAMTE

S:\Projects-BST\KITCHEL CM\Z054000356 KJ MIDDLE SCHOOL\SITEPLAN.dwg

PROJECT NUMBER: Z054000356 | DATE: 4/11/23 | FIGURE 2

APPROVED BY: JH | DRAWN BY: BK

ATLAS
1117 Lone Palm Avenue, Ste. 201
Modesto, California 95351
Ph: (209) 579-2221 *** Fax: (209) 579-2225

SITE PLAN & SAMPLE LOCATIONS

KATHERINE JOHNSON MIDDLE SCHOO;L
2641 KENT DRIVE
SACRAMENTO, CA

TABLES

Table 1
Summary of Soil Vapor Sample Analytical Results
2641 Kent Drive, Sacramento, CA

Boring ID	Sample ID	Sample Date	Sample Depth (feet bgs)	TPHv (C5-C12) (µg/m^3)	Tetrachloroethene (µg/m^3)	Benzene (µg/m^3)	Toluene (µg/m^3)	Ethylbenzene (µg/m^3)	m,p-Xylene (µg/m^3)	o-Xylene (µg/m^3)	Styrene (µg/m^3)	1,2,4-Trimethylbenzene (µg/m^3)	Carbon Disulfide (µg/m^3)	2-Butanone (MEK) (µg/m^3)	Chloromethane (µg/m^3)
SV-1s	SV-1	3/17/2023	3.5 to 5	**1,200**	<6.9	**8.8**	**19**	<4.4	<8.8	<4.4	<4.3	<5.0	<6.3	<30	**2.2**
SV-1d	SV-1	3/17/2023	9 to 10	**1,600**	**19**	**4.6**	**22**	<4.4	**9.9**	<4.4	<4.3	<5.0	<6.3	<30	<2.1
SV-2s	SV-2	3/17/2023	4 to 5	**390**	<6.9	<3.2	**31**	**5.2**	**31**	**7.1**	<4.3	**8.9**	<6.3	<30	<2.1
SV-2d	SV-2	3/17/2023	9 to10	**790**	**9.2**	**5.2**	**9.6**	<4.4	<8.8	<4.4	<4.3	<5.0	<6.3	<30	<2.1
SV-3s	SV-3 5'	4/7/2023	4 to 5	**320**	<6.9	**4.1**	**20**	<4.4	<8.8	<4.4	**45**	<5.0	<6.3	<30	<2.1
SV-3d	SV-3 10'	4/7/2023	9 to10	**620**	<6.9	**5.8**	**24**	<4.4	<8.8	<4.4	**59**	<5.0	<6.3	<30	<2.1
SV-3d	DUP	4/7/2023	9 to10	**350**	<6.9	**3.9**	**19**	<4.4	<8.8	<4.4	**72**	<5.0	<6.3	<30	<2.1
SV-4s	SV-4 5'	4/7/2023	4 to 5	**1,300**	<6.9	**14**	**27**	**4.6**	<8.8	<4.4	**52**	<5.0	**7.6**	<30	<2.1
SV-4d	SV-4 10'	4/7/2023	9 to10	**1,800**	<6.9	**11**	**31**	<4.4	<8.8	<4.4	**63**	<5.0	<6.3	<30	<2.1
SV-5s [4]	SV-5 5'	4/7/2023	4 to 5	**770**	<6.9	**5.8**	**13**	<4.4	<8.8	<4.4	**57**	<5.0	<6.3	**50**	<2.1
SV-5d	SV-5 10'	4/7/2023	9 to10	**2,300**	<6.9	**11**	**25**	<4.4	<8.8	**4.7**	**68**	<5.0	<6.3	<30	<2.1
Tier 1 ESLs[1]				**3,300**	**15**	**3.2**	**10,000**	**37**	**3,500**	**3,500**	**31,000**	**--**	**--**	**170,000**	**3,100**
Residential ESLs [2]				**20,000**	**15**	**3.2**	**10,000**	**37**	**3,500**	**3,500**	**31,000**	**--**	**--**	**170,000**	**3,100**
Commercial ESLs[3]				**83,000**	**67**	**14**	**44,000**	**160**	**15,000**	**15,000**	**130,000**	**--**	**--**	**730,000**	**13,000**

Notes:

µg/m^3 Micrograms per cubic meter
bgs Below ground surface
-- Not applicable, sample not analyzed, or no applicable standard identified

Samples analyzed for Volatile Organic Compounds (VOCs) by Method TO-15.
Only detected VOCs are tablulated. See laboratory report for full list of analytes and method detection limits.
ESLs: Environmental Screening Levels, San Francisco Bay Regional Water Quality Control Board, August 2019 (Revison 2).

[1] - Tier 1 ESLs for soil vapor reflect the lower of values that are protective of human health under a residential or commercial/industrial land use scenario. These values are intended to be protective of human health under any land use scenario

[2] - Residential soil vapor ESLs are human health-based screening levels for Residential Land Use and reflect the lower of carcinogenic or noncarcinogenic endpoints. These values are intended to be protective of potential human exposures to shallow soil under a Residential land use scenario

[3] - Commercial (Industrial) soil vapor ESLs are human health-based screening levels for Commercial/Industrial Land Use and reflect the lower of carcinogenic or noncarcinogenic endpoints. These values are intended to be protective of potential human exposures to shallow soil under a commercial/industrial land use scenario

[4] - Sample contained detectable concentration of the leak check compound (LCC) 1,1-difluoroethane ; other detected analytes may have been diluted or introduced by ambient air.

XXX Represents a detected concentration in excess of the chemical-specific Residential Health-Based ESL, but equal to or less than the chemical-specific Commercial ESL
XXX Represents a detected concentration in excess of the chemical-specific Residential ESL and Commercial Health-Based ESL

APPENDIX A

Field Note Documentation

ATLAS

Field Report

FLD-100
Revision 2.0
Feb-16

ATC Branch: Modesto, CA	Date: April 7, 2023	Page 1 of
ATC Representative(s): JK	Project: KJMS	
Role: ~~Technician~~ Geologist / Oversight	Location: Kent Dr., Sacramento	
Contact Information:	Project No: Z054000356	Task No: 06054
Scope of Work:	Weather: overcast	Temperature: 60s
___ Monitoring X Assessment ___ Remediation ___ Closure	Contractor: TEG	

Time:	Comments:
0800	Atlas onsite; check in at construction office
	DTSC onsite (Pete Ruttan)
	job walk w/ Kitchell, grading contractor, DTSC, & TEG
	site areas beyond previously paved lots are still very wet and uneven.
	decisions regarding adjusted locations made w/ DTSC input
	(Lime dust application ongoing on site; Atlas/TEG operations generally upwind)
~0940	SV 3s & 3d installed at NW corner of former parking area DTSC observed & left site
~1030	SV 4s & 4d installed near SE corner of former Gym building
~1120	SV 5s & 5d installed in former parking strip along Kent, directly across from
	cross street
1130	DTSC returns to observe sampling
	Sampling shut in tests all succeed at ~21" Hg; shroud used for surface seal only.
1140 to 1340	all six points sampled; duplicate collected from SV-3d immediately after initial sample
	DTSC offsite ~1300
	TEG offsite
	clean up, GPS all five SV pairs w/ Magellan
1435	Atlas check out at office; offsite

Equipment Used:

Contractor Hours (per Person):	Staff / Technician Hours:	Mileage:
Copies To:	Project Manager:	
	Reviewed By:	

TEG / Strataprobe Field Log

Client: Atlas

Location: 2641 Kent Dr., Sacramento, CA

Date: 4-7-23

Client ID#: N/A

Project Manager: J. Homsey

Start Time: 800

TEG #: 404075-5

TEG Operator: C.V.S.

Finish Time: 1400

Petro DTSC

	Point ID	Matrix	Time Placed	Time Sampled	Target Depth	Actual Depth	Field Notes		
1			800 -	9			Site walk w/ staff		HSM
2							vacuum	man. #	can #
3	SV3 - 5	V	927	1140 1142	5	5	-29/-3	307	066
4	SV3 - 10	V	936	1150 1153	10	10	-28/-3	202	238
5	SV4 - 5	V	1005	1211 1213	5	5	-28.5/-3	098	228
6	SV4 - 10	V	1032	1240 1242	10	8	-28/-3	201	047
7	SV5 - 5	V	1105	1305 1307	5	5	-27/-3	126	141
8	SV5 - 10	V	1120	1334 1336	10	10	-27/-3	0010	016
9									
10	SV3-10 Dup			1157 1200	10	10	-26/-3	248	167
11									
12									
13									
14									
15									
16									
17									
18									
19									
20									
21									
22									

Site Notes: Fitting ~~#~~ Summas. Temp. vapor probes. 1 in. dia. rod. 1/8 in. Nylaflow tubing. PRT method.

Screens Used: _____

Accepted by: [signature] Name: Jim Kunkel

Risers Used: _____

Safety Meeting Held by: signature: [signature] signature: _____

Comments/Topics: Soft mud. Don't get truck stuck.

APPENDIX B

Vapor - Laboratory Analytical Reports and Chain-of-Custody Documentation

H&P Mobile Geochemistry Inc.

11 April 2023

Jeanne Homsey
Atlas Technical Consultants - Modesto
1117 Lone Palm Ave., Suite 201B
Modesto, CA 95351

H&P Project: ATC041023-18
Client Project: KJMS / Sacramento, CA

Dear Jeanne Homsey:

Enclosed is the analytical report for the above referenced project. The data herein applies to samples as received by H&P Mobile Geochemistry, Inc. on 10-Apr-23 which were analyzed in accordance with the attached Chain of Custody record(s).

The results for all sample analyses and required QA/QC analyses are presented in the following sections and summarized in the documents:

- Sample Summary
- Case Narrative (if applicable)
- Sample Results
- Quality Control Summary
- Notes and Definitions / Appendix
- Chain of Custody
- Sampling Logs (if applicable)

Unless otherwise noted, I certify that all analyses were performed and reviewed in compliance with our Quality Systems Manual and Standard Operating Procedures. This report shall not be reproduced, except in full, without the written approval of H&P Mobile Geochemistry, Inc.

We at H&P Mobile Geochemistry, Inc. sincerely appreciate the opportunity to provide analytical services to you on this project. If you have any questions or concerns regarding this analytical report, please contact me at your convenience at 760-804-9678.

Sincerely,

Lisa Eminhizer
Laboratory Director

H&P Mobile Geochemistry, Inc. is certified under the California ELAP and the National Environmental Laboratory Accreditation Conference (NELAC) for the fields of proficiency and analytes listed on those certificates. H& P is approved as an Environmental Testing Laboratory in accordance with the DoD-ELAP Program and ISO/IEC 17025:2005 programs for the fields of proficiency and analytes included in the certification process and to the extent offered by the accreditation agency. Unless otherwise noted, accreditation certificate numbers, expiration of certificates, and scope of accreditation can be found at: www.handpmg.com/about/certifications. Fields of services and analytes contained in this report that are not listed on the certificates should be considered uncertified or unavailable for certification.

H&P Mobile
Geochemistry Inc.

2470 Impala Drive
Carlsbad, CA 92010
760-804-9678 Phone
760-804-9159 Fax

Atlas Technical Consultants - Modesto	Project: ATC041023-18	
1117 Lone Palm Ave., Suite 201B	Project Number: KJMS / Sacramento, CA	Reported:
Modesto, CA 95351	Project Manager: Jeanne Homsey	11-Apr-23 16:38

ANALYTICAL REPORT FOR SAMPLES

Sample ID	Laboratory ID	Matrix	Date Sampled	Date Received
SV3 5'	E304022-01	Vapor	07-Apr-23	10-Apr-23
SV3 10'	E304022-02	Vapor	07-Apr-23	10-Apr-23
SV4 5'	E304022-03	Vapor	07-Apr-23	10-Apr-23
SV4 10'	E304022-04	Vapor	07-Apr-23	10-Apr-23
SV5 5'	E304022-05	Vapor	07-Apr-23	10-Apr-23
SV5 10'	E304022-06	Vapor	07-Apr-23	10-Apr-23
Dup	E304022-07	Vapor	07-Apr-23	10-Apr-23

The percent recovery for 1,2,4-Trichlorobenzene fell below the method criteria in the continuing calibration verification. Any results for this analyte may be biased low.

H&P Mobile
Geochemistry Inc.

2470 Impala Drive
Carlsbad, CA 92010
760-804-9678 Phone
760-804-9159 Fax

Atlas Technical Consultants - Modesto	Project: ATC041023-18	
1117 Lone Palm Ave., Suite 201B	Project Number: KJMS / Sacramento, CA	Reported:
Modesto, CA 95351	Project Manager: Jeanne Homsey	11-Apr-23 16:38

DETECTIONS SUMMARY

Sample ID: **SV3 5'** Laboratory ID: **E304022-01**

Analyte	Result	Reporting Limit	Units	Method	Notes
Benzene	**4.1**	3.2	ug/m3	EPA TO-15	
Toluene	**20**	3.8	ug/m3	EPA TO-15	
Styrene	**45**	4.3	ug/m3	EPA TO-15	
TPHv (C5 - C12)	**320**	100	ug/m3	EPA TO-15	

Sample ID: **SV3 10'** Laboratory ID: **E304022-02**

Analyte	Result	Reporting Limit	Units	Method	Notes
Benzene	**5.8**	3.2	ug/m3	EPA TO-15	
Toluene	**24**	3.8	ug/m3	EPA TO-15	
Styrene	**59**	4.3	ug/m3	EPA TO-15	
TPHv (C5 - C12)	**620**	100	ug/m3	EPA TO-15	

Sample ID: **SV4 5'** Laboratory ID: **E304022-03**

Analyte	Result	Reporting Limit	Units	Method	Notes
Carbon disulfide	**7.6**	6.3	ug/m3	EPA TO-15	
Benzene	**14**	3.2	ug/m3	EPA TO-15	
Toluene	**27**	3.8	ug/m3	EPA TO-15	
Ethylbenzene	**4.6**	4.4	ug/m3	EPA TO-15	
Styrene	**52**	4.3	ug/m3	EPA TO-15	
TPHv (C5 - C12)	**1300**	100	ug/m3	EPA TO-15	

Sample ID: **SV4 10'** Laboratory ID: **E304022-04**

Analyte	Result	Reporting Limit	Units	Method	Notes
Benzene	**11**	3.2	ug/m3	EPA TO-15	
Toluene	**31**	3.8	ug/m3	EPA TO-15	
Styrene	**63**	4.3	ug/m3	EPA TO-15	
TPHv (C5 - C12)	**1800**	100	ug/m3	EPA TO-15	

Sample ID: **SV5 5'** Laboratory ID: **E304022-05**

Analyte	Result	Reporting Limit	Units	Method	Notes
1,1-Difluoroethane (LCC)	**95**	5.5	ug/m3	EPA TO-15	
2-Butanone (MEK)	**50**	30	ug/m3	EPA TO-15	
Benzene	**5.8**	3.2	ug/m3	EPA TO-15	

H&P Mobile
Geochemistry Inc.

2470 Impala Drive
Carlsbad, CA 92010
760-804-9678 Phone
760-804-9159 Fax

Atlas Technical Consultants - Modesto	Project: ATC041023-18	
1117 Lone Palm Ave., Suite 201B	Project Number: KJMS / Sacramento, CA	Reported:
Modesto, CA 95351	Project Manager: Jeanne Homsey	11-Apr-23 16:38

Sample ID: **SV5 5'** Laboratory ID: **E304022-05**

Analyte	Result	Reporting Limit	Units	Method	Notes
Toluene	**13**	3.8	ug/m3	EPA TO-15	
Styrene	**57**	4.3	ug/m3	EPA TO-15	
TPHv (C5 - C12)	**770**	100	ug/m3	EPA TO-15	

Sample ID: **SV5 10'** Laboratory ID: **E304022-06**

Analyte	Result	Reporting Limit	Units	Method	Notes
Benzene	**11**	3.2	ug/m3	EPA TO-15	
Toluene	**25**	3.8	ug/m3	EPA TO-15	
Styrene	**68**	4.3	ug/m3	EPA TO-15	
o-Xylene	**4.7**	4.4	ug/m3	EPA TO-15	
TPHv (C5 - C12)	**2300**	100	ug/m3	EPA TO-15	

Sample ID: **Dup** Laboratory ID: **E304022-07**

Analyte	Result	Reporting Limit	Units	Method	Notes
Benzene	**3.9**	3.2	ug/m3	EPA TO-15	
Toluene	**19**	3.8	ug/m3	EPA TO-15	
Styrene	**72**	4.3	ug/m3	EPA TO-15	
TPHv (C5 - C12)	**350**	100	ug/m3	EPA TO-15	

H&P Mobile
Geochemistry Inc.

2470 Impala Drive
Carlsbad, CA 92010
760-804-9678 Phone
760-804-9159 Fax

Atlas Technical Consultants - Modesto	Project: ATC041023-18	
1117 Lone Palm Ave., Suite 201B	Project Number: KJMS / Sacramento, CA	Reported:
Modesto, CA 95351	Project Manager: Jeanne Homsey	11-Apr-23 16:38

Volatile Organic Compounds by EPA TO-15

H&P Mobile Geochemistry, Inc.

Analyte	Result	Reporting Limit	Units	Dilution Factor	Batch	Prepared	Analyzed	Method	Notes
SV3 5' (E304022-01) Vapor Sampled: 07-Apr-23 Received: 10-Apr-23									
1,1-Difluoroethane (LCC)	ND	5.5	ug/m3	1	ED31008	10-Apr-23	10-Apr-23	EPA TO-15	
Dichlorodifluoromethane (F12)	ND	5.0	"	"	"	"	"	"	
Chloromethane	ND	2.1	"	"	"	"	"	"	
Dichlorotetrafluoroethane (F114)	ND	7.1	"	"	"	"	"	"	
Vinyl chloride	ND	2.6	"	"	"	"	"	"	
Bromomethane	ND	16	"	"	"	"	"	"	
Chloroethane	ND	8.0	"	"	"	"	"	"	
Trichlorofluoromethane (F11)	ND	5.6	"	"	"	"	"	"	
1,1-Dichloroethene	ND	4.0	"	"	"	"	"	"	
1,1,2-Trichlorotrifluoroethane (F113)	ND	7.7	"	"	"	"	"	"	
Methylene chloride (Dichloromethane)	ND	3.5	"	"	"	"	"	"	
Carbon disulfide	ND	6.3	"	"	"	"	"	"	
trans-1,2-Dichloroethene	ND	8.0	"	"	"	"	"	"	
1,1-Dichloroethane	ND	4.1	"	"	"	"	"	"	
2-Butanone (MEK)	ND	30	"	"	"	"	"	"	
cis-1,2-Dichloroethene	ND	4.0	"	"	"	"	"	"	
Chloroform	ND	4.9	"	"	"	"	"	"	
1,1,1-Trichloroethane	ND	5.5	"	"	"	"	"	"	
1,2-Dichloroethane (EDC)	ND	4.1	"	"	"	"	"	"	
Benzene	**4.1**	3.2	"	"	"	"	"	"	
Carbon tetrachloride	ND	6.4	"	"	"	"	"	"	
Trichloroethene	ND	5.5	"	"	"	"	"	"	
1,2-Dichloropropane	ND	9.4	"	"	"	"	"	"	
Bromodichloromethane	ND	6.8	"	"	"	"	"	"	
cis-1,3-Dichloropropene	ND	4.6	"	"	"	"	"	"	
4-Methyl-2-pentanone (MIBK)	ND	8.3	"	"	"	"	"	"	
trans-1,3-Dichloropropene	ND	4.6	"	"	"	"	"	"	
Toluene	**20**	3.8	"	"	"	"	"	"	
1,1,2-Trichloroethane	ND	5.5	"	"	"	"	"	"	
2-Hexanone (MBK)	ND	8.3	"	"	"	"	"	"	
Dibromochloromethane	ND	8.6	"	"	"	"	"	"	
Tetrachloroethene	ND	6.9	"	"	"	"	"	"	
1,2-Dibromoethane (EDB)	ND	7.8	"	"	"	"	"	"	
1,1,1,2-Tetrachloroethane	ND	7.0	"	"	"	"	"	"	
Chlorobenzene	ND	4.7	"	"	"	"	"	"	
Ethylbenzene	ND	4.4	"	"	"	"	"	"	
m,p-Xylene	ND	8.8	"	"	"	"	"	"	
Styrene	**45**	4.3	"	"	"	"	"	"	

H&P Mobile
Geochemistry Inc.

2470 Impala Drive
Carlsbad, CA 92010
760-804-9678 Phone
760-804-9159 Fax

Atlas Technical Consultants - Modesto	Project:	ATC041023-18	
1117 Lone Palm Ave., Suite 201B	Project Number:	KJMS / Sacramento, CA	Reported:
Modesto, CA 95351	Project Manager:	Jeanne Homsey	11-Apr-23 16:38

Volatile Organic Compounds by EPA TO-15

H&P Mobile Geochemistry, Inc.

Analyte	Result	Reporting Limit	Units	Dilution Factor	Batch	Prepared	Analyzed	Method	Notes
SV3 5' (E304022-01) Vapor Sampled: 07-Apr-23 Received: 10-Apr-23									
o-Xylene	ND	4.4	ug/m3	1	ED31008	10-Apr-23	10-Apr-23	EPA TO-15	
Bromoform	ND	10	"	"	"	"	"	"	
1,1,2,2-Tetrachloroethane	ND	7.0	"	"	"	"	"	"	
4-Ethyltoluene	ND	5.0	"	"	"	"	"	"	
1,3,5-Trimethylbenzene	ND	5.0	"	"	"	"	"	"	
1,2,4-Trimethylbenzene	ND	5.0	"	"	"	"	"	"	
1,3-Dichlorobenzene	ND	12	"	"	"	"	"	"	
1,4-Dichlorobenzene	ND	12	"	"	"	"	"	"	
1,2-Dichlorobenzene	ND	12	"	"	"	"	"	"	
1,2,4-Trichlorobenzene	ND	38	"	"	"	"	"	"	
Hexachlorobutadiene	ND	54	"	"	"	"	"	"	
Surrogate: 1,2-Dichloroethane-d4		*105 %*	*76-134*		"	"	"	"	
Surrogate: Toluene-d8		*102 %*	*78-125*		"	"	"	"	
Surrogate: 4-Bromofluorobenzene		*97.5 %*	*77-127*		"	"	"	"	
SV3 10' (E304022-02) Vapor Sampled: 07-Apr-23 Received: 10-Apr-23									
1,1-Difluoroethane (LCC)	ND	5.5	ug/m3	1	ED31008	10-Apr-23	10-Apr-23	EPA TO-15	
Dichlorodifluoromethane (F12)	ND	5.0	"	"	"	"	"	"	
Chloromethane	ND	2.1	"	"	"	"	"	"	
Dichlorotetrafluoroethane (F114)	ND	7.1	"	"	"	"	"	"	
Vinyl chloride	ND	2.6	"	"	"	"	"	"	
Bromomethane	ND	16	"	"	"	"	"	"	
Chloroethane	ND	8.0	"	"	"	"	"	"	
Trichlorofluoromethane (F11)	ND	5.6	"	"	"	"	"	"	
1,1-Dichloroethene	ND	4.0	"	"	"	"	"	"	
1,1,2-Trichlorotrifluoroethane (F113)	ND	7.7	"	"	"	"	"	"	
Methylene chloride (Dichloromethane)	ND	3.5	"	"	"	"	"	"	
Carbon disulfide	ND	6.3	"	"	"	"	"	"	
trans-1,2-Dichloroethene	ND	8.0	"	"	"	"	"	"	
1,1-Dichloroethane	ND	4.1	"	"	"	"	"	"	
2-Butanone (MEK)	ND	30	"	"	"	"	"	"	
cis-1,2-Dichloroethene	ND	4.0	"	"	"	"	"	"	
Chloroform	ND	4.9	"	"	"	"	"	"	
1,1,1-Trichloroethane	ND	5.5	"	"	"	"	"	"	
1,2-Dichloroethane (EDC)	ND	4.1	"	"	"	"	"	"	
Benzene	**5.8**	3.2	"	"	"	"	"	"	
Carbon tetrachloride	ND	6.4	"	"	"	"	"	"	

H&P Mobile
Geochemistry Inc.

2470 Impala Drive
Carlsbad, CA 92010
760-804-9678 Phone
760-804-9159 Fax

Atlas Technical Consultants - Modesto	Project: ATC041023-18	
1117 Lone Palm Ave., Suite 201B	Project Number: KJMS / Sacramento, CA	Reported:
Modesto, CA 95351	Project Manager: Jeanne Homsey	11-Apr-23 16:38

Volatile Organic Compounds by EPA TO-15

H&P Mobile Geochemistry, Inc.

Analyte	Result	Reporting Limit	Units	Dilution Factor	Batch	Prepared	Analyzed	Method	Notes
SV3 10' (E304022-02) Vapor Sampled: 07-Apr-23 Received: 10-Apr-23									
Trichloroethene	ND	5.5	ug/m3	1	ED31008	10-Apr-23	10-Apr-23	EPA TO-15	
1,2-Dichloropropane	ND	9.4	"	"	"	"	"	"	
Bromodichloromethane	ND	6.8	"	"	"	"	"	"	
cis-1,3-Dichloropropene	ND	4.6	"	"	"	"	"	"	
4-Methyl-2-pentanone (MIBK)	ND	8.3	"	"	"	"	"	"	
trans-1,3-Dichloropropene	ND	4.6	"	"	"	"	"	"	
Toluene	**24**	3.8	"	"	"	"	"	"	
1,1,2-Trichloroethane	ND	5.5	"	"	"	"	"	"	
2-Hexanone (MBK)	ND	8.3	"	"	"	"	"	"	
Dibromochloromethane	ND	8.6	"	"	"	"	"	"	
Tetrachloroethene	ND	6.9	"	"	"	"	"	"	
1,2-Dibromoethane (EDB)	ND	7.8	"	"	"	"	"	"	
1,1,1,2-Tetrachloroethane	ND	7.0	"	"	"	"	"	"	
Chlorobenzene	ND	4.7	"	"	"	"	"	"	
Ethylbenzene	ND	4.4	"	"	"	"	"	"	
m,p-Xylene	ND	8.8	"	"	"	"	"	"	
Styrene	**59**	4.3	"	"	"	"	"	"	
o-Xylene	ND	4.4	"	"	"	"	"	"	
Bromoform	ND	10	"	"	"	"	"	"	
1,1,2,2-Tetrachloroethane	ND	7.0	"	"	"	"	"	"	
4-Ethyltoluene	ND	5.0	"	"	"	"	"	"	
1,3,5-Trimethylbenzene	ND	5.0	"	"	"	"	"	"	
1,2,4-Trimethylbenzene	ND	5.0	"	"	"	"	"	"	
1,3-Dichlorobenzene	ND	12	"	"	"	"	"	"	
1,4-Dichlorobenzene	ND	12	"	"	"	"	"	"	
1,2-Dichlorobenzene	ND	12	"	"	"	"	"	"	
1,2,4-Trichlorobenzene	ND	38	"	"	"	"	"	"	
Hexachlorobutadiene	ND	54	"	"	"	"	"	"	
Surrogate: 1,2-Dichloroethane-d4		*103 %*		*76-134*	"	"	"	"	
Surrogate: Toluene-d8		*103 %*		*78-125*	"	"	"	"	
Surrogate: 4-Bromofluorobenzene		*99.1 %*		*77-127*	"	"	"	"	

H&P Mobile
Geochemistry Inc.

2470 Impala Drive
Carlsbad, CA 92010
760-804-9678 Phone
760-804-9159 Fax

Atlas Technical Consultants - Modesto	Project: ATC041023-18	
1117 Lone Palm Ave., Suite 201B	Project Number: KJMS / Sacramento, CA	Reported:
Modesto, CA 95351	Project Manager: Jeanne Homsey	11-Apr-23 16:38

Volatile Organic Compounds by EPA TO-15

H&P Mobile Geochemistry, Inc.

Analyte	Result	Reporting Limit	Units	Dilution Factor	Batch	Prepared	Analyzed	Method	Notes
SV4 5' (E304022-03) Vapor Sampled: 07-Apr-23 Received: 10-Apr-23									
1,1-Difluoroethane (LCC)	ND	5.5	ug/m3	1	ED31008	10-Apr-23	10-Apr-23	EPA TO-15	
Dichlorodifluoromethane (F12)	ND	5.0	"	"	"	"	"	"	
Chloromethane	ND	2.1	"	"	"	"	"	"	
Dichlorotetrafluoroethane (F114)	ND	7.1	"	"	"	"	"	"	
Vinyl chloride	ND	2.6	"	"	"	"	"	"	
Bromomethane	ND	16	"	"	"	"	"	"	
Chloroethane	ND	8.0	"	"	"	"	"	"	
Trichlorofluoromethane (F11)	ND	5.6	"	"	"	"	"	"	
1,1-Dichloroethene	ND	4.0	"	"	"	"	"	"	
1,1,2-Trichlorotrifluoroethane (F113)	ND	7.7	"	"	"	"	"	"	
Methylene chloride (Dichloromethane)	ND	3.5	"	"	"	"	"	"	
Carbon disulfide	**7.6**	6.3	"	"	"	"	"	"	
trans-1,2-Dichloroethene	ND	8.0	"	"	"	"	"	"	
1,1-Dichloroethane	ND	4.1	"	"	"	"	"	"	
2-Butanone (MEK)	ND	30	"	"	"	"	"	"	
cis-1,2-Dichloroethene	ND	4.0	"	"	"	"	"	"	
Chloroform	ND	4.9	"	"	"	"	"	"	
1,1,1-Trichloroethane	ND	5.5	"	"	"	"	"	"	
1,2-Dichloroethane (EDC)	ND	4.1	"	"	"	"	"	"	
Benzene	**14**	3.2	"	"	"	"	"	"	
Carbon tetrachloride	ND	6.4	"	"	"	"	"	"	
Trichloroethene	ND	5.5	"	"	"	"	"	"	
1,2-Dichloropropane	ND	9.4	"	"	"	"	"	"	
Bromodichloromethane	ND	6.8	"	"	"	"	"	"	
cis-1,3-Dichloropropene	ND	4.6	"	"	"	"	"	"	
4-Methyl-2-pentanone (MIBK)	ND	8.3	"	"	"	"	"	"	
trans-1,3-Dichloropropene	ND	4.6	"	"	"	"	"	"	
Toluene	**27**	3.8	"	"	"	"	"	"	
1,1,2-Trichloroethane	ND	5.5	"	"	"	"	"	"	
2-Hexanone (MBK)	ND	8.3	"	"	"	"	"	"	
Dibromochloromethane	ND	8.6	"	"	"	"	"	"	
Tetrachloroethene	ND	6.9	"	"	"	"	"	"	
1,2-Dibromoethane (EDB)	ND	7.8	"	"	"	"	"	"	
1,1,1,2-Tetrachloroethane	ND	7.0	"	"	"	"	"	"	
Chlorobenzene	ND	4.7	"	"	"	"	"	"	
Ethylbenzene	**4.6**	4.4	"	"	"	"	"	"	
m,p-Xylene	ND	8.8	"	"	"	"	"	"	
Styrene	**52**	4.3	"	"	"	"	"	"	

H&P Mobile
Geochemistry Inc.

2470 Impala Drive
Carlsbad, CA 92010
760-804-9678 Phone
760-804-9159 Fax

Atlas Technical Consultants - Modesto	Project: ATC041023-18	
1117 Lone Palm Ave., Suite 201B	Project Number: KJMS / Sacramento, CA	Reported:
Modesto, CA 95351	Project Manager: Jeanne Homsey	11-Apr-23 16:38

Volatile Organic Compounds by EPA TO-15

H&P Mobile Geochemistry, Inc.

Analyte	Result	Reporting Limit	Units	Dilution Factor	Batch	Prepared	Analyzed	Method	Notes
SV4 5' (E304022-03) Vapor Sampled: 07-Apr-23 Received: 10-Apr-23									
o-Xylene	ND	4.4	ug/m3	1	ED31008	10-Apr-23	10-Apr-23	EPA TO-15	
Bromoform	ND	10	"	"	"	"	"	"	
1,1,2,2-Tetrachloroethane	ND	7.0	"	"	"	"	"	"	
4-Ethyltoluene	ND	5.0	"	"	"	"	"	"	
1,3,5-Trimethylbenzene	ND	5.0	"	"	"	"	"	"	
1,2,4-Trimethylbenzene	ND	5.0	"	"	"	"	"	"	
1,3-Dichlorobenzene	ND	12	"	"	"	"	"	"	
1,4-Dichlorobenzene	ND	12	"	"	"	"	"	"	
1,2-Dichlorobenzene	ND	12	"	"	"	"	"	"	
1,2,4-Trichlorobenzene	ND	38	"	"	"	"	"	"	
Hexachlorobutadiene	ND	54	"	"	"	"	"	"	
Surrogate: 1,2-Dichloroethane-d4		*104 %*	*76-134*		"	"	"	"	
Surrogate: Toluene-d8		*104 %*	*78-125*		"	"	"	"	
Surrogate: 4-Bromofluorobenzene		*99.6 %*	*77-127*		"	"	"	"	
SV4 10' (E304022-04) Vapor Sampled: 07-Apr-23 Received: 10-Apr-23									
1,1-Difluoroethane (LCC)	ND	5.5	ug/m3	1	ED31008	10-Apr-23	10-Apr-23	EPA TO-15	
Dichlorodifluoromethane (F12)	ND	5.0	"	"	"	"	"	"	
Chloromethane	ND	2.1	"	"	"	"	"	"	
Dichlorotetrafluoroethane (F114)	ND	7.1	"	"	"	"	"	"	
Vinyl chloride	ND	2.6	"	"	"	"	"	"	
Bromomethane	ND	16	"	"	"	"	"	"	
Chloroethane	ND	8.0	"	"	"	"	"	"	
Trichlorofluoromethane (F11)	ND	5.6	"	"	"	"	"	"	
1,1-Dichloroethene	ND	4.0	"	"	"	"	"	"	
1,1,2-Trichlorotrifluoroethane (F113)	ND	7.7	"	"	"	"	"	"	
Methylene chloride (Dichloromethane)	ND	3.5	"	"	"	"	"	"	
Carbon disulfide	ND	6.3	"	"	"	"	"	"	
trans-1,2-Dichloroethene	ND	8.0	"	"	"	"	"	"	
1,1-Dichloroethane	ND	4.1	"	"	"	"	"	"	
2-Butanone (MEK)	ND	30	"	"	"	"	"	"	
cis-1,2-Dichloroethene	ND	4.0	"	"	"	"	"	"	
Chloroform	ND	4.9	"	"	"	"	"	"	
1,1,1-Trichloroethane	ND	5.5	"	"	"	"	"	"	
1,2-Dichloroethane (EDC)	ND	4.1	"	"	"	"	"	"	
Benzene	**11**	3.2	"	"	"	"	"	"	
Carbon tetrachloride	ND	6.4	"	"	"	"	"	"	

H&P Mobile
Geochemistry Inc.

2470 Impala Drive
Carlsbad, CA 92010
760-804-9678 Phone
760-804-9159 Fax

Atlas Technical Consultants - Modesto	Project: ATC041023-18	
1117 Lone Palm Ave., Suite 201B	Project Number: KJMS / Sacramento, CA	Reported:
Modesto, CA 95351	Project Manager: Jeanne Homsey	11-Apr-23 16:38

Volatile Organic Compounds by EPA TO-15

H&P Mobile Geochemistry, Inc.

Analyte	Result	Reporting Limit	Units	Dilution Factor	Batch	Prepared	Analyzed	Method	Notes
SV4 10' (E304022-04) Vapor Sampled: 07-Apr-23 Received: 10-Apr-23									
Trichloroethene	ND	5.5	ug/m3	1	ED31008	10-Apr-23	10-Apr-23	EPA TO-15	
1,2-Dichloropropane	ND	9.4	"	"	"	"	"	"	
Bromodichloromethane	ND	6.8	"	"	"	"	"	"	
cis-1,3-Dichloropropene	ND	4.6	"	"	"	"	"	"	
4-Methyl-2-pentanone (MIBK)	ND	8.3	"	"	"	"	"	"	
trans-1,3-Dichloropropene	ND	4.6	"	"	"	"	"	"	
Toluene	**31**	3.8	"	"	"	"	"	"	
1,1,2-Trichloroethane	ND	5.5	"	"	"	"	"	"	
2-Hexanone (MBK)	ND	8.3	"	"	"	"	"	"	
Dibromochloromethane	ND	8.6	"	"	"	"	"	"	
Tetrachloroethene	ND	6.9	"	"	"	"	"	"	
1,2-Dibromoethane (EDB)	ND	7.8	"	"	"	"	"	"	
1,1,1,2-Tetrachloroethane	ND	7.0	"	"	"	"	"	"	
Chlorobenzene	ND	4.7	"	"	"	"	"	"	
Ethylbenzene	ND	4.4	"	"	"	"	"	"	
m,p-Xylene	ND	8.8	"	"	"	"	"	"	
Styrene	**63**	4.3	"	"	"	"	"	"	
o-Xylene	ND	4.4	"	"	"	"	"	"	
Bromoform	ND	10	"	"	"	"	"	"	
1,1,2,2-Tetrachloroethane	ND	7.0	"	"	"	"	"	"	
4-Ethyltoluene	ND	5.0	"	"	"	"	"	"	
1,3,5-Trimethylbenzene	ND	5.0	"	"	"	"	"	"	
1,2,4-Trimethylbenzene	ND	5.0	"	"	"	"	"	"	
1,3-Dichlorobenzene	ND	12	"	"	"	"	"	"	
1,4-Dichlorobenzene	ND	12	"	"	"	"	"	"	
1,2-Dichlorobenzene	ND	12	"	"	"	"	"	"	
1,2,4-Trichlorobenzene	ND	38	"	"	"	"	"	"	
Hexachlorobutadiene	ND	54	"	"	"	"	"	"	
Surrogate: 1,2-Dichloroethane-d4		*105 %*		*76-134*	"	"	"	"	
Surrogate: Toluene-d8		*103 %*		*78-125*	"	"	"	"	
Surrogate: 4-Bromofluorobenzene		*99.2 %*		*77-127*	"	"	"	"	

H&P Mobile
Geochemistry Inc.

2470 Impala Drive
Carlsbad, CA 92010
760-804-9678 Phone
760-804-9159 Fax

Atlas Technical Consultants - Modesto	Project: ATC041023-18	
1117 Lone Palm Ave., Suite 201B	Project Number: KJMS / Sacramento, CA	Reported:
Modesto, CA 95351	Project Manager: Jeanne Homsey	11-Apr-23 16:38

Volatile Organic Compounds by EPA TO-15

H&P Mobile Geochemistry, Inc.

Analyte	Result	Reporting Limit	Units	Dilution Factor	Batch	Prepared	Analyzed	Method	Notes
SV5 5' (E304022-05) Vapor Sampled: 07-Apr-23 Received: 10-Apr-23									
1,1-Difluoroethane (LCC)	**95**	5.5	ug/m3	1	ED31008	10-Apr-23	10-Apr-23	EPA TO-15	
Dichlorodifluoromethane (F12)	ND	5.0	"	"	"	"	"	"	
Chloromethane	ND	2.1	"	"	"	"	"	"	
Dichlorotetrafluoroethane (F114)	ND	7.1	"	"	"	"	"	"	
Vinyl chloride	ND	2.6	"	"	"	"	"	"	
Bromomethane	ND	16	"	"	"	"	"	"	
Chloroethane	ND	8.0	"	"	"	"	"	"	
Trichlorofluoromethane (F11)	ND	5.6	"	"	"	"	"	"	
1,1-Dichloroethene	ND	4.0	"	"	"	"	"	"	
1,1,2-Trichlorotrifluoroethane (F113)	ND	7.7	"	"	"	"	"	"	
Methylene chloride (Dichloromethane)	ND	3.5	"	"	"	"	"	"	
Carbon disulfide	ND	6.3	"	"	"	"	"	"	
trans-1,2-Dichloroethene	ND	8.0	"	"	"	"	"	"	
1,1-Dichloroethane	ND	4.1	"	"	"	"	"	"	
2-Butanone (MEK)	**50**	30	"	"	"	"	"	"	
cis-1,2-Dichloroethene	ND	4.0	"	"	"	"	"	"	
Chloroform	ND	4.9	"	"	"	"	"	"	
1,1,1-Trichloroethane	ND	5.5	"	"	"	"	"	"	
1,2-Dichloroethane (EDC)	ND	4.1	"	"	"	"	"	"	
Benzene	**5.8**	3.2	"	"	"	"	"	"	
Carbon tetrachloride	ND	6.4	"	"	"	"	"	"	
Trichloroethene	ND	5.5	"	"	"	"	"	"	
1,2-Dichloropropane	ND	9.4	"	"	"	"	"	"	
Bromodichloromethane	ND	6.8	"	"	"	"	"	"	
cis-1,3-Dichloropropene	ND	4.6	"	"	"	"	"	"	
4-Methyl-2-pentanone (MIBK)	ND	8.3	"	"	"	"	"	"	
trans-1,3-Dichloropropene	ND	4.6	"	"	"	"	"	"	
Toluene	**13**	3.8	"	"	"	"	"	"	
1,1,2-Trichloroethane	ND	5.5	"	"	"	"	"	"	
2-Hexanone (MBK)	ND	8.3	"	"	"	"	"	"	
Dibromochloromethane	ND	8.6	"	"	"	"	"	"	
Tetrachloroethene	ND	6.9	"	"	"	"	"	"	
1,2-Dibromoethane (EDB)	ND	7.8	"	"	"	"	"	"	
1,1,1,2-Tetrachloroethane	ND	7.0	"	"	"	"	"	"	
Chlorobenzene	ND	4.7	"	"	"	"	"	"	
Ethylbenzene	ND	4.4	"	"	"	"	"	"	
m,p-Xylene	ND	8.8	"	"	"	"	"	"	
Styrene	**57**	4.3	"	"	"	"	"	"	

H&P Mobile
Geochemistry Inc.

2470 Impala Drive
Carlsbad, CA 92010
760-804-9678 Phone
760-804-9159 Fax

Atlas Technical Consultants - Modesto	Project: ATC041023-18	
1117 Lone Palm Ave., Suite 201B	Project Number: KJMS / Sacramento, CA	Reported:
Modesto, CA 95351	Project Manager: Jeanne Homsey	11-Apr-23 16:38

Volatile Organic Compounds by EPA TO-15

H&P Mobile Geochemistry, Inc.

Analyte	Result	Reporting Limit	Units	Dilution Factor	Batch	Prepared	Analyzed	Method	Notes
SV5 5' (E304022-05) Vapor Sampled: 07-Apr-23 Received: 10-Apr-23									
o-Xylene	ND	4.4	ug/m3	1	ED31008	10-Apr-23	10-Apr-23	EPA TO-15	
Bromoform	ND	10	"	"	"	"	"	"	
1,1,2,2-Tetrachloroethane	ND	7.0	"	"	"	"	"	"	
4-Ethyltoluene	ND	5.0	"	"	"	"	"	"	
1,3,5-Trimethylbenzene	ND	5.0	"	"	"	"	"	"	
1,2,4-Trimethylbenzene	ND	5.0	"	"	"	"	"	"	
1,3-Dichlorobenzene	ND	12	"	"	"	"	"	"	
1,4-Dichlorobenzene	ND	12	"	"	"	"	"	"	
1,2-Dichlorobenzene	ND	12	"	"	"	"	"	"	
1,2,4-Trichlorobenzene	ND	38	"	"	"	"	"	"	
Hexachlorobutadiene	ND	54	"	"	"	"	"	"	
Surrogate: 1,2-Dichloroethane-d4		*100 %*	*76-134*		"	"	"	"	
Surrogate: Toluene-d8		*103 %*	*78-125*		"	"	"	"	
Surrogate: 4-Bromofluorobenzene		*103 %*	*77-127*		"	"	"	"	
SV5 10' (E304022-06) Vapor Sampled: 07-Apr-23 Received: 10-Apr-23									
1,1-Difluoroethane (LCC)	ND	5.5	ug/m3	1	ED31008	10-Apr-23	10-Apr-23	EPA TO-15	
Dichlorodifluoromethane (F12)	ND	5.0	"	"	"	"	"	"	
Chloromethane	ND	2.1	"	"	"	"	"	"	
Dichlorotetrafluoroethane (F114)	ND	7.1	"	"	"	"	"	"	
Vinyl chloride	ND	2.6	"	"	"	"	"	"	
Bromomethane	ND	16	"	"	"	"	"	"	
Chloroethane	ND	8.0	"	"	"	"	"	"	
Trichlorofluoromethane (F11)	ND	5.6	"	"	"	"	"	"	
1,1-Dichloroethene	ND	4.0	"	"	"	"	"	"	
1,1,2-Trichlorotrifluoroethane (F113)	ND	7.7	"	"	"	"	"	"	
Methylene chloride (Dichloromethane)	ND	3.5	"	"	"	"	"	"	
Carbon disulfide	ND	6.3	"	"	"	"	"	"	
trans-1,2-Dichloroethene	ND	8.0	"	"	"	"	"	"	
1,1-Dichloroethane	ND	4.1	"	"	"	"	"	"	
2-Butanone (MEK)	ND	30	"	"	"	"	"	"	
cis-1,2-Dichloroethene	ND	4.0	"	"	"	"	"	"	
Chloroform	ND	4.9	"	"	"	"	"	"	
1,1,1-Trichloroethane	ND	5.5	"	"	"	"	"	"	
1,2-Dichloroethane (EDC)	ND	4.1	"	"	"	"	"	"	
Benzene	**11**	3.2	"	"	"	"	"	"	
Carbon tetrachloride	ND	6.4	"	"	"	"	"	"	

H&P Mobile
Geochemistry Inc.

2470 Impala Drive
Carlsbad, CA 92010
760-804-9678 Phone
760-804-9159 Fax

Atlas Technical Consultants - Modesto	Project: ATC041023-18	
1117 Lone Palm Ave., Suite 201B	Project Number: KJMS / Sacramento, CA	Reported:
Modesto, CA 95351	Project Manager: Jeanne Homsey	11-Apr-23 16:38

Volatile Organic Compounds by EPA TO-15

H&P Mobile Geochemistry, Inc.

Analyte	Result	Reporting Limit	Units	Dilution Factor	Batch	Prepared	Analyzed	Method	Notes
SV5 10' (E304022-06) Vapor Sampled: 07-Apr-23 Received: 10-Apr-23									
Trichloroethene	ND	5.5	ug/m3	1	ED31008	10-Apr-23	10-Apr-23	EPA TO-15	
1,2-Dichloropropane	ND	9.4	"	"	"	"	"	"	
Bromodichloromethane	ND	6.8	"	"	"	"	"	"	
cis-1,3-Dichloropropene	ND	4.6	"	"	"	"	"	"	
4-Methyl-2-pentanone (MIBK)	ND	8.3	"	"	"	"	"	"	
trans-1,3-Dichloropropene	ND	4.6	"	"	"	"	"	"	
Toluene	**25**	3.8	"	"	"	"	"	"	
1,1,2-Trichloroethane	ND	5.5	"	"	"	"	"	"	
2-Hexanone (MBK)	ND	8.3	"	"	"	"	"	"	
Dibromochloromethane	ND	8.6	"	"	"	"	"	"	
Tetrachloroethene	ND	6.9	"	"	"	"	"	"	
1,2-Dibromoethane (EDB)	ND	7.8	"	"	"	"	"	"	
1,1,1,2-Tetrachloroethane	ND	7.0	"	"	"	"	"	"	
Chlorobenzene	ND	4.7	"	"	"	"	"	"	
Ethylbenzene	ND	4.4	"	"	"	"	"	"	
m,p-Xylene	ND	8.8	"	"	"	"	"	"	
Styrene	**68**	4.3	"	"	"	"	"	"	
o-Xylene	**4.7**	4.4	"	"	"	"	"	"	
Bromoform	ND	10	"	"	"	"	"	"	
1,1,2,2-Tetrachloroethane	ND	7.0	"	"	"	"	"	"	
4-Ethyltoluene	ND	5.0	"	"	"	"	"	"	
1,3,5-Trimethylbenzene	ND	5.0	"	"	"	"	"	"	
1,2,4-Trimethylbenzene	ND	5.0	"	"	"	"	"	"	
1,3-Dichlorobenzene	ND	12	"	"	"	"	"	"	
1,4-Dichlorobenzene	ND	12	"	"	"	"	"	"	
1,2-Dichlorobenzene	ND	12	"	"	"	"	"	"	
1,2,4-Trichlorobenzene	ND	38	"	"	"	"	"	"	
Hexachlorobutadiene	ND	54	"	"	"	"	"	"	
Surrogate: 1,2-Dichloroethane-d4		*104 %*	*76-134*		"	"	"	"	
Surrogate: Toluene-d8		*104 %*	*78-125*		"	"	"	"	
Surrogate: 4-Bromofluorobenzene		*103 %*	*77-127*		"	"	"	"	

H&P Mobile
Geochemistry Inc.

2470 Impala Drive
Carlsbad, CA 92010
760-804-9678 Phone
760-804-9159 Fax

Atlas Technical Consultants - Modesto	Project: ATC041023-18	
1117 Lone Palm Ave., Suite 201B	Project Number: KJMS / Sacramento, CA	Reported:
Modesto, CA 95351	Project Manager: Jeanne Homsey	11-Apr-23 16:38

Volatile Organic Compounds by EPA TO-15

H&P Mobile Geochemistry, Inc.

Analyte	Result	Reporting Limit	Units	Dilution Factor	Batch	Prepared	Analyzed	Method	Notes
Dup (E304022-07) Vapor Sampled: 07-Apr-23 Received: 10-Apr-23									
1,1-Difluoroethane (LCC)	ND	5.5	ug/m3	1	ED31008	10-Apr-23	10-Apr-23	EPA TO-15	
Dichlorodifluoromethane (F12)	ND	5.0	"	"	"	"	"	"	
Chloromethane	ND	2.1	"	"	"	"	"	"	
Dichlorotetrafluoroethane (F114)	ND	7.1	"	"	"	"	"	"	
Vinyl chloride	ND	2.6	"	"	"	"	"	"	
Bromomethane	ND	16	"	"	"	"	"	"	
Chloroethane	ND	8.0	"	"	"	"	"	"	
Trichlorofluoromethane (F11)	ND	5.6	"	"	"	"	"	"	
1,1-Dichloroethene	ND	4.0	"	"	"	"	"	"	
1,1,2-Trichlorotrifluoroethane (F113)	ND	7.7	"	"	"	"	"	"	
Methylene chloride (Dichloromethane)	ND	3.5	"	"	"	"	"	"	
Carbon disulfide	ND	6.3	"	"	"	"	"	"	
trans-1,2-Dichloroethene	ND	8.0	"	"	"	"	"	"	
1,1-Dichloroethane	ND	4.1	"	"	"	"	"	"	
2-Butanone (MEK)	ND	30	"	"	"	"	"	"	
cis-1,2-Dichloroethene	ND	4.0	"	"	"	"	"	"	
Chloroform	ND	4.9	"	"	"	"	"	"	
1,1,1-Trichloroethane	ND	5.5	"	"	"	"	"	"	
1,2-Dichloroethane (EDC)	ND	4.1	"	"	"	"	"	"	
Benzene	**3.9**	3.2	"	"	"	"	"	"	
Carbon tetrachloride	ND	6.4	"	"	"	"	"	"	
Trichloroethene	ND	5.5	"	"	"	"	"	"	
1,2-Dichloropropane	ND	9.4	"	"	"	"	"	"	
Bromodichloromethane	ND	6.8	"	"	"	"	"	"	
cis-1,3-Dichloropropene	ND	4.6	"	"	"	"	"	"	
4-Methyl-2-pentanone (MIBK)	ND	8.3	"	"	"	"	"	"	
trans-1,3-Dichloropropene	ND	4.6	"	"	"	"	"	"	
Toluene	**19**	3.8	"	"	"	"	"	"	
1,1,2-Trichloroethane	ND	5.5	"	"	"	"	"	"	
2-Hexanone (MBK)	ND	8.3	"	"	"	"	"	"	
Dibromochloromethane	ND	8.6	"	"	"	"	"	"	
Tetrachloroethene	ND	6.9	"	"	"	"	"	"	
1,2-Dibromoethane (EDB)	ND	7.8	"	"	"	"	"	"	
1,1,1,2-Tetrachloroethane	ND	7.0	"	"	"	"	"	"	
Chlorobenzene	ND	4.7	"	"	"	"	"	"	
Ethylbenzene	ND	4.4	"	"	"	"	"	"	
m,p-Xylene	ND	8.8	"	"	"	"	"	"	
Styrene	**72**	4.3	"	"	"	"	"	"	

H&P Mobile
Geochemistry Inc.

2470 Impala Drive
Carlsbad, CA 92010
760-804-9678 Phone
760-804-9159 Fax

Atlas Technical Consultants - Modesto	Project:	ATC041023-18	
1117 Lone Palm Ave., Suite 201B	Project Number:	KJMS / Sacramento, CA	Reported:
Modesto, CA 95351	Project Manager:	Jeanne Homsey	11-Apr-23 16:38

Volatile Organic Compounds by EPA TO-15

H&P Mobile Geochemistry, Inc.

Analyte	Result	Reporting Limit	Units	Dilution Factor	Batch	Prepared	Analyzed	Method	Notes
Dup (E304022-07) Vapor Sampled: 07-Apr-23 Received: 10-Apr-23									
o-Xylene	ND	4.4	ug/m3	1	ED31008	10-Apr-23	10-Apr-23	EPA TO-15	
Bromoform	ND	10	"	"	"	"	"	"	
1,1,2,2-Tetrachloroethane	ND	7.0	"	"	"	"	"	"	
4-Ethyltoluene	ND	5.0	"	"	"	"	"	"	
1,3,5-Trimethylbenzene	ND	5.0	"	"	"	"	"	"	
1,2,4-Trimethylbenzene	ND	5.0	"	"	"	"	"	"	
1,3-Dichlorobenzene	ND	12	"	"	"	"	"	"	
1,4-Dichlorobenzene	ND	12	"	"	"	"	"	"	
1,2-Dichlorobenzene	ND	12	"	"	"	"	"	"	
1,2,4-Trichlorobenzene	ND	38	"	"	"	"	"	"	
Hexachlorobutadiene	ND	54	"	"	"	"	"	"	
Surrogate: 1,2-Dichloroethane-d4		*100 %*	*76-134*		"	"	"	"	
Surrogate: Toluene-d8		*105 %*	*78-125*		"	"	"	"	
Surrogate: 4-Bromofluorobenzene		*103 %*	*77-127*		"	"	"	"	

H&P Mobile
Geochemistry Inc.

2470 Impala Drive
Carlsbad, CA 92010
760-804-9678 Phone
760-804-9159 Fax

Atlas Technical Consultants - Modesto	Project: ATC041023-18	
1117 Lone Palm Ave., Suite 201B	Project Number: KJMS / Sacramento, CA	Reported:
Modesto, CA 95351	Project Manager: Jeanne Homsey	11-Apr-23 16:38

Petroleum Hydrocarbon Analysis by EPA TO-15

H&P Mobile Geochemistry, Inc.

Analyte	Result	Reporting Limit	Units	Dilution Factor	Batch	Prepared	Analyzed	Method	Notes
SV3 5' (E304022-01) Vapor Sampled: 07-Apr-23 Received: 10-Apr-23									
TPHv (C5 - C12)	**320**	100	ug/m3	1	ED31008	10-Apr-23	10-Apr-23	EPA TO-15	
SV3 10' (E304022-02) Vapor Sampled: 07-Apr-23 Received: 10-Apr-23									
TPHv (C5 - C12)	**620**	100	ug/m3	1	ED31008	10-Apr-23	10-Apr-23	EPA TO-15	
SV4 5' (E304022-03) Vapor Sampled: 07-Apr-23 Received: 10-Apr-23									
TPHv (C5 - C12)	**1300**	100	ug/m3	1	ED31008	10-Apr-23	10-Apr-23	EPA TO-15	
SV4 10' (E304022-04) Vapor Sampled: 07-Apr-23 Received: 10-Apr-23									
TPHv (C5 - C12)	**1800**	100	ug/m3	1	ED31008	10-Apr-23	10-Apr-23	EPA TO-15	
SV5 5' (E304022-05) Vapor Sampled: 07-Apr-23 Received: 10-Apr-23									
TPHv (C5 - C12)	**770**	100	ug/m3	1	ED31008	10-Apr-23	10-Apr-23	EPA TO-15	
SV5 10' (E304022-06) Vapor Sampled: 07-Apr-23 Received: 10-Apr-23									
TPHv (C5 - C12)	**2300**	100	ug/m3	1	ED31008	10-Apr-23	10-Apr-23	EPA TO-15	
Dup (E304022-07) Vapor Sampled: 07-Apr-23 Received: 10-Apr-23									
TPHv (C5 - C12)	**350**	100	ug/m3	1	ED31008	10-Apr-23	10-Apr-23	EPA TO-15	

H&P Mobile
Geochemistry Inc.

2470 Impala Drive
Carlsbad, CA 92010
760-804-9678 Phone
760-804-9159 Fax

Atlas Technical Consultants - Modesto	Project: ATC041023-18	
1117 Lone Palm Ave., Suite 201B	Project Number: KJMS / Sacramento, CA	Reported:
Modesto, CA 95351	Project Manager: Jeanne Homsey	11-Apr-23 16:38

Volatile Organic Compounds by EPA TO-15 - Quality Control

H&P Mobile Geochemistry, Inc.

Analyte	Result	Reporting Limit	Units	Spike Level	Source Result	%REC	%REC Limits	RPD	RPD Limit	Notes
Batch ED31008 - TO-15										
Blank (ED31008-BLK2)				Prepared & Analyzed: 10-Apr-23						
1,1-Difluoroethane (LCC)	ND	5.5	ug/m3							
Dichlorodifluoromethane (F12)	ND	5.0	"							
Chloromethane	ND	2.1	"							
Dichlorotetrafluoroethane (F114)	ND	7.1	"							
Vinyl chloride	ND	2.6	"							
Bromomethane	ND	16	"							
Chloroethane	ND	8.0	"							
Trichlorofluoromethane (F11)	ND	5.6	"							
1,1-Dichloroethene	ND	4.0	"							
1,1,2-Trichlorotrifluoroethane (F113)	ND	7.7	"							
Methylene chloride (Dichloromethane)	ND	3.5	"							
Carbon disulfide	ND	6.3	"							
trans-1,2-Dichloroethene	ND	8.0	"							
1,1-Dichloroethane	ND	4.1	"							
2-Butanone (MEK)	ND	30	"							
cis-1,2-Dichloroethene	ND	4.0	"							
Chloroform	ND	4.9	"							
1,1,1-Trichloroethane	ND	5.5	"							
1,2-Dichloroethane (EDC)	ND	4.1	"							
Benzene	ND	3.2	"							
Carbon tetrachloride	ND	6.4	"							
Trichloroethene	ND	5.5	"							
1,2-Dichloropropane	ND	9.4	"							
Bromodichloromethane	ND	6.8	"							
cis-1,3-Dichloropropene	ND	4.6	"							
4-Methyl-2-pentanone (MIBK)	ND	8.3	"							
trans-1,3-Dichloropropene	ND	4.6	"							
Toluene	ND	3.8	"							
1,1,2-Trichloroethane	ND	5.5	"							
2-Hexanone (MBK)	ND	8.3	"							
Dibromochloromethane	ND	8.6	"							
Tetrachloroethene	ND	6.9	"							
1,2-Dibromoethane (EDB)	ND	7.8	"							
1,1,1,2-Tetrachloroethane	ND	7.0	"							

H&P Mobile
Geochemistry Inc.

2470 Impala Drive
Carlsbad, CA 92010
760-804-9678 Phone
760-804-9159 Fax

Atlas Technical Consultants - Modesto	Project: ATC041023-18	
1117 Lone Palm Ave., Suite 201B	Project Number: KJMS / Sacramento, CA	Reported:
Modesto, CA 95351	Project Manager: Jeanne Homsey	11-Apr-23 16:38

Volatile Organic Compounds by EPA TO-15 - Quality Control

H&P Mobile Geochemistry, Inc.

Analyte	Result	Reporting Limit	Units	Spike Level	Source Result	%REC	%REC Limits	RPD	RPD Limit	Notes
Batch ED31008 - TO-15										
Blank (ED31008-BLK2)				Prepared & Analyzed: 10-Apr-23						
Chlorobenzene	ND	4.7	ug/m3							
Ethylbenzene	ND	4.4	"							
m,p-Xylene	ND	8.8	"							
Styrene	ND	4.3	"							
o-Xylene	ND	4.4	"							
Bromoform	ND	10	"							
1,1,2,2-Tetrachloroethane	ND	7.0	"							
4-Ethyltoluene	ND	5.0	"							
1,3,5-Trimethylbenzene	ND	5.0	"							
1,2,4-Trimethylbenzene	ND	5.0	"							
1,3-Dichlorobenzene	ND	12	"							
1,4-Dichlorobenzene	ND	12	"							
1,2-Dichlorobenzene	ND	12	"							
1,2,4-Trichlorobenzene	ND	38	"							
Hexachlorobutadiene	ND	54	"							
Surrogate: 1,2-Dichloroethane-d4	*218*		*"*	*214*		*102*	*76-134*			
Surrogate: Toluene-d8	*209*		*"*	*208*		*100*	*78-125*			
Surrogate: 4-Bromofluorobenzene	*344*		*"*	*363*		*94.8*	*77-127*			
LCS (ED31008-BS1)				Prepared & Analyzed: 10-Apr-23						
Dichlorodifluoromethane (F12)	110	5.0	ug/m3	101		113	59-128			
Vinyl chloride	63	2.6	"	52.0		121	64-127			
Chloroethane	66	8.0	"	53.6		122	63-127			
Trichlorofluoromethane (F11)	130	5.6	"	113		118	62-126			
1,1-Dichloroethene	86	4.0	"	80.8		106	61-133			
1,1,2-Trichlorotrifluoroethane (F113)	160	7.7	"	155		105	66-126			
Methylene chloride (Dichloromethane)	75	3.5	"	70.8		105	62-115			
trans-1,2-Dichloroethene	84	8.0	"	80.8		105	67-124			
1,1-Dichloroethane	89	4.1	"	82.4		108	68-126			
cis-1,2-Dichloroethene	86	4.0	"	80.0		108	70-121			
Chloroform	110	4.9	"	99.2		111	68-123			
1,1,1-Trichloroethane	120	5.5	"	111		108	68-125			
1,2-Dichloroethane (EDC)	99	4.1	"	82.4		120	65-128			

H&P Mobile
Geochemistry Inc.

2470 Impala Drive
Carlsbad, CA 92010
760-804-9678 Phone
760-804-9159 Fax

Atlas Technical Consultants - Modesto	Project: ATC041023-18	
1117 Lone Palm Ave., Suite 201B	Project Number: KJMS / Sacramento, CA	Reported:
Modesto, CA 95351	Project Manager: Jeanne Homsey	11-Apr-23 16:38

Volatile Organic Compounds by EPA TO-15 - Quality Control

H&P Mobile Geochemistry, Inc.

Analyte	Result	Reporting Limit	Units	Spike Level	Source Result	%REC	%REC Limits	RPD	RPD Limit	Notes
Batch ED31008 - TO-15										
LCS (ED31008-BS1)				Prepared & Analyzed: 10-Apr-23						
Benzene	69	3.2	ug/m3	64.8		107	69-119			
Carbon tetrachloride	140	6.4	"	128		112	68-132			
Trichloroethene	120	5.5	"	110		110	71-123			
Toluene	86	3.8	"	76.8		112	66-119			
1,1,2-Trichloroethane	130	5.5	"	111		118	73-119			
Tetrachloroethene	160	6.9	"	138		117	66-124			
1,1,1,2-Tetrachloroethane	170	7.0	"	140		121	67-129			
Ethylbenzene	110	4.4	"	88.4		119	70-124			
m,p-Xylene	110	8.8	"	88.4		123	61-134			
o-Xylene	110	4.4	"	88.4		121	67-125			
1,1,2,2-Tetrachloroethane	170	7.0	"	140		121	65-127			
Surrogate: 1,2-Dichloroethane-d4	*241*		*"*	*214*		*113*	*76-134*			
Surrogate: Toluene-d8	*209*		*"*	*208*		*100*	*78-125*			
Surrogate: 4-Bromofluorobenzene	*385*		*"*	*363*		*106*	*77-127*			

H&P Mobile
Geochemistry Inc.

2470 Impala Drive
Carlsbad, CA 92010
760-804-9678 Phone
760-804-9159 Fax

Atlas Technical Consultants - Modesto	Project: ATC041023-18	
1117 Lone Palm Ave., Suite 201B	Project Number: KJMS / Sacramento, CA	Reported:
Modesto, CA 95351	Project Manager: Jeanne Homsey	11-Apr-23 16:38

Petroleum Hydrocarbon Analysis by EPA TO-15 - Quality Control

H&P Mobile Geochemistry, Inc.

Analyte	Result	Reporting Limit	Units	Spike Level	Source Result	%REC	%REC Limits	RPD	RPD Limit	Notes
Batch ED31008 - TO-15										
Blank (ED31008-BLK2)				Prepared & Analyzed: 10-Apr-23						
TPHv (C5 - C12)	ND	100	ug/m3							

H&P Mobile
Geochemistry Inc.

2470 Impala Drive
Carlsbad, CA 92010
760-804-9678 Phone
760-804-9159 Fax

Atlas Technical Consultants - Modesto	Project: ATC041023-18	
1117 Lone Palm Ave., Suite 201B	Project Number: KJMS / Sacramento, CA	Reported:
Modesto, CA 95351	Project Manager: Jeanne Homsey	11-Apr-23 16:38

Notes and Definitions

LCC	Leak Check Compound
ND	Analyte NOT DETECTED at or above the reporting limit
MDL	Method Detection Limit
%REC	Percent Recovery
RPD	Relative Percent Difference

All soil results are reported in wet weight.

Appendix

H&P Mobile Geochemistry, Inc. is approved as an Environmental Testing Laboratory and Mobile Laboratory in accordance with the DoD-ELAP Program and ISO/IEC 17025:2005 programs through PJLA, accreditation number 69070 for EPA Method TO-15, EPA Method 8260B and H&P 8260SV.

H&P is approved by the State of California as an Environmental Laboratory and Mobile Laboratory in conformance with the Environmental Laboratory Accreditation Program (ELAP) for the category of Volatile and Semi-Volatile Organic Chemistry of Hazardous Waste, certification numbers 2740, 2741, 2743 & 2745.

H&P is approved by the State of Louisiana Department of Environmental Quality under the National Environmental Laboratory Accreditation Conference (NELAC) certification number 04138

The complete list of stationary and mobile laboratory certifications along with the fields of testing (FOTs) and analyte lists are available at www.handpmg.com/about/certifications.

H&P Mobile Geochemistry, Inc.
2470 Impala Drive, Carlsbad, CA 92010
& Field Office - Signal Hill, CA
W handpmg.com E info@handpmg.com
P 760.804.9678 F 760.804.9159

VAPOR / AIR Chain of Custody

DATE: 4-7-2023
Page 1 of 1

Lab Client and Project Information

Lab Client/Consultant: Atlas Technical	Project Name / #: KJMS
Lab Client Project Manager: Jeanne Homsey	Project Location: Sacramento, CA
Lab Client Address: 1117 Lone Palm Ave, Suite 2013	Report E-Mail(s): jeanne.homsey@oneatlas.com
Lab Client City, State, Zip: Modesto, CA 95351	jim.kundert@oneatlas.com
Phone Number: 209-579-2221	

Sample Receipt (Lab Use Only)

Date Rec'd: 4/10/23	Control #: 230169.01
H&P Project #: ATC041023-18	
Lab Work Order #: E304022	
Sample Intact: ☒ Yes ☐ No ☐ See Notes Below	
Receipt Gauge ID: 61210	Temp: RT
Outside Lab:	
Receipt Notes/Tracking #: 1Z93T61845085 8070	
Lab PM Initials: KB	

Reporting Requirements

☒ Standard Report ☐ Level III ☐ Level IV
☐ Excel EDD ☐ Other EDD:
☐ CA Geotracker Global ID:

Turnaround Time

☐ **Standard** (7 days for preliminary report, 10 days for final report)
☒ **Rush** (specify): 3-day*

Sampler Information

Sampler(s): Jim Kundert
Signature:
Date: 4-7-2023

Additional Instructions to Laboratory: *Final by CAB 4/13

** Preferred VOC units (please choose one):*
☐ µg/L ☒ µg/m³ ☐ ppbv ☐ ppmv

SAMPLE NAME	FIELD POINT NAME (if applicable)	DATE mm/dd/yy	TIME 24hr clock	SAMPLE TYPE Indoor Air (IA), Ambient Air (AA), Subslab (SS), Soil Vapor (SV)	CONTAINER SIZE & TYPE 400mL/1L/6L Summa, Tedlar, Tube, etc.	CONTAINER ID (###)	Lab use only: Receipt Vac	VOCs Standard Full List ☐ 8260SV ☒ TO-15	VOCs Short List / Project List ☐ 8260SV ☐ TO-15	Oxygenates ☐ 8260SV ☐ TO-15	Naphthalene ☐ 8260SV ☐ TO-15	TPHv as Gas ☐ 8260SV/m ☒ TO-15m	Aromatic/Aliphatic Fractions ☐ 8260SV/m ☐ TO-15m	Leak Check Compound ☒ DFA ☐ IPA ☐ He	Methane by EPA 8015m	Fixed Gases by ASTM D1945 ☐ CO2 ☐ O2 ☐ N2				
SV3 5'		04/07/23	1140	SV	400mL	066	-2	X				X		X						
SV3 10'		↓	1150	↓	↓	238	-3	X				X		X						
SV4 5'		↓	1211	↓	↓	228	-3	X				X		X						
SV4 10'		↓	1240	↓	↓	047	-2	X				X		X						
SV5 5'		↓	1305	↓	↓	141	-3	X				X		X						
SV5 10'		↓	1374	↓	↓	016	-5	X				X		X						
Dup		↓		↓	↓	167	-3	X				X		X						

Approved/Relinquished by:	Company: Atlas	Date: 4-7-23	Time: 1710	Received by: UPS	Company:	Date:	Time:
Approved/Relinquished by:	Company:	Date:	Time:	Received by:	Company: H&P	Date: 4/10/23	Time: 1015
Approved/Relinquished by:	Company:	Date:	Time:	Received by:	Company:	Date:	Time:

*Approval constitutes as authorization to proceed with analysis and acceptance of conditions on back

Appendix A-3

Limited Investigation Report Addendum#2 by Atlas

LIMITED INVESTIGATION REPORT ADDENDUM #2

Katherine Johnson Middle School
2641 Kent Drive
Sacramento, California

Submitted to:

Kitchell CEM
2450 Venture Oaks Way, Suite 500
Sacramento, CA 95833

Submitted by:

Atlas Technical Consultants
1117 Lone Palm Ave, Suite 201B
Modesto, California 95351

Atlas Project # Z054000356

May 11, 2023

May 11, 2023

Ms. Martha Estrada
Program Manager
Kitchell CEM
2450 Venture Oaks Way, Suite 500
Sacramento, CA 95833

Subject: **Limited Investigation Report Addendum #2**
Katherine Johnson Middle School
2641 Kent Drive
Sacramento, California 95864

Dear Ms. Estrada:

Atlas Technical Consultants (Atlas), on behalf of the Kitchell CEM (Kitchell), has prepared this *Limited Investigation Report Addendum #2* to document field activities and findings performed on April 28 and May 1, 2023 at the former Creekside Adult Center located at 2641 Kent Drive in Sacramento, California (**Figure 1**). The purpose of this investigation was to further assess subsurface soil vapor conditions in accordance with the *Katherine Johnson Middle School - PEA Investigation Proposed Sampling* document provided to Atlas via email correspondence on March 3, 2023 and the second request for additional soil vapor sampling via email correspondence on April 18, 2023. This letter report documents field activities and results of this investigation.

1.0 SCOPE OF WORK

Atlas was contracted to perform the collection of additional soil vapor samples beneath the planned building foundations at the site. All assessment activities were performed under the direction of a State of California-licensed engineer.

1.1 SOIL VAPOR SAMPLING ACTIVITIES

On April 28 and May 1, 2023, additional soil vapor sampling activities were conducted at the site. A tailgate safety meeting was conducted prior to commencement of field work. Ten sets of two soil borings were advanced at the site at the locations shown in **Figure 2**.

On April 28, 2023, an Atlas geologist supervised the installation of five sets of temporary soil vapor probes at five locations by TEG-Northern California (TEG), a C-57 licensed drilling contractor. Soil vapor probe locations are identified as SV-6s, SV-6d, SV-7s, SV-7d, SV-8s, SV-8d, SV-9s, SV-9d, SV-10s, and SV-10d.

On May 1, 2023, an Atlas geologist supervised the installation of an additional five sets of temporary soil vapor probes at five locations by TEG. Soil vapor probe locations are identified as SV-11s, SV-11d, SV-12s, SV-12d, SV-13s, SV-13d, SV-14s, SV-14d, SV-15s, and SV-15d.

At each location, a shallow one-inch diameter soil boring was advanced to a depth of 5 feet bgs and a deeper one-inch diameter soil boring was advanced to a depth of 10 feet bgs to facilitate the collection of soil vapor samples. Each soil vapor probe was advanced to the target depth, then retracted between six inches and one foot while vapor flow was tested. If vapor flow was

sufficient, the rod was then secured at the surface by compacting the soil around it and adding hydrated bentonite to seal the space between the rod and the boring. A threaded length of dedicated tubing was then fed into the rod and secured at the bottom. Each rod and tubing assembly was then allowed to stabilize for two hours, per DTSC guidelines for soil vapor sampling.

In preparation for sampling, a three-way probe sampling assembly was constructed for each soil vapor probe. One of the three ports was attached to the nylon tubing connected to the soil vapor filter. A second port was connected to a syringe for purging and a vacuum/pressure gauge to measure the vacuum while purging. The third port was used to withdraw soil vapor samples. At least two hours after installation, each soil vapor probe was purged and sampled according to current California Department of Toxic Substance Control (DTSC) soil vapor sampling guidelines using laboratory-supplied manifolds and stainless-steel Summa canisters. Sample withdrawal rates were restricted to 100 to 200 milliliters (ml) per minute by a flow restrictor device included within the sampling assembly. The sampling assemblies were purged by removing three purge volumes of air using a 60-ml plastic syringe. The necessary purge volumes were determined by adding the volume of the annular space associated with the sand pack and the internal volume of sampling assembly. Once purging was complete, the purging branch of the manifold was closed via a valve and the sampling branch with inline 200-ml per minute flow restrictor was connected to a dedicated 400-ml Summa canister, provided by an off-site analytical laboratory, to collect the sample.

The probe sampling assemblies dedicated to each soil vapor probe location were subjected to “shut in” and leak testing prior to use. The “shut in” test was used to check the integrity of the assembly by establishing a vacuum of approximately 15 to 25 inches of mercury (in Hg) by closing external valves and drawing the purging syringe back to create a vacuum and then holding the vacuum steady for approximately five minutes. All assemblies maintained vacuum of 15 to 25 in Hg for five minutes indicating an absence of leaks.

During purging, testing, and sampling activities, a “leak test” was conducted. A temporary plastic enclosure was constructed to envelope the surface seal. A leak check compound consisting of 1,1-difluoroethane (1,1-DFA) was introduced into the enclosure, exposing the surface seal to the leak check compound.

Soil vapor samples were collected from each of the twenty soil vapor probes using dedicated Summa canisters. Duplicate samples were collected from soil vapor probes SV-6d and SV-11s. Upon completion of sampling, all the soil vapor probes were removed, and the borings were filled to grade with neat cement grout, in accordance with State of California regulations.

Copies of field notes are included in **Appendix A**.

1.2 LABORATORY ANALYSIS – VAPOR SAMPLES

Following collection of soil vapor samples, the Summa canisters were shipped under chain-of-custody procedures to H&P Mobile Geochemistry Inc. laboratory in Carlsbad, California. The soil vapor samples were analyzed for volatile organic compounds (VOCs) per EPA Method TO-15, and for the leak check compound 1,1-DFA.

Copies of the official laboratory analytical reports and chain-of-custody documentation for samples analyzed during this investigation are provided in **Appendix B** of this report.

2.0 VAPOR ANALYTICAL RESULTS

Laboratory analytical concentrations for vapor samples collected as part of this investigation are summarized in the following sections. Analytical results for vapor samples collected during this investigation are also presented in **Table 1**.

A total of twenty vapor samples and two duplicate vapor samples collected at depths of either 5 feet or 10 feet bgs during this investigation were analyzed for VOCs.

The leak check compound (LCC) was not detected in any of the samples collected on April 28 or May 1, 2023.

Total Petroleum Hydrocarbons (TPHv) was detected in twenty-one of the twenty-two samples at concentrations ranging from 110 µg/m³ (SV-12s) to 17,000 µg/m³ (SV-13s).

Tetrachloroethene was detected in eight samples collected at five locations at concentrations ranging from 11 µg/m³ (SV-9s and SV-10d) to 55 µg/m³ (SV-6d).

Trichloroethene was detected in four samples collected at three locations at concentrations ranging from 7.1 µg/m³ (SV-7d) to 66 µg/m³ (SV-6d).

Benzene was detected in thirteen samples collected at nine of the ten locations that were investigated. Benzene concentrations ranged from 3.7 µg/m³ (SV-12d) to 82 µg/m³ (SV-13s). Benzene was not detected in either sample collected from SV-8.

Toluene was detected in all ten locations, in 19 of the 22 samples collected. Toluene was detected during this stage of the investigation at concentrations ranging from 5.5 µg/m³ (SV-8s) to 47 µg/m³ (SV-13s).

Ethylbenzene was detected in samples SV-13s, SV-14s, and SV-15d at concentrations ranging from 4.4 µg/m³ to 5.8 µg/m³.

Xylenes (o) and xylenes (m,p) were detected in sample SV-13s at concentrations of 8.3 µg/m³ and 27 µg/m³, respectively.

Styrene was detected in sample SV-13s at a concentration of 100 µg/m³.

Carbon disulfide was detected in four samples, SV-6s, SV-9s, SV-13s, and SV-14s, at concentrations ranging from 9.3 µg/m³ (SV-6s) to 22 µg/m³ (SV-13s).

Methyl ethyl ketone (2-Butanone) was detected in sample SV-13s at a concentration of 350 µg/m³.

Chloroform was detected in samples SV-7s and SV-13s at concentrations of 15 µg/m³ and 63 µg/m³, respectively.

Chloromethane was detected in two of the samples, SV-6d (Duplicate) and SV-12s, at concentrations of 8.1 µg/m³ and 2.7 µg/m³.

4-Methyl-2-pentanone (MIBK) and Trichlorofluoromethane (Freon 11), not previously detected at this site, were detected in samples SV-13s, SV-14s, and SV-14d at low concentrations.

3.0 COMPARISON TO HEALTH-BASED SCREENING LEVELS

Laboratory analytical results for vapor samples collected as part of this investigation were compared to the Environmental Screening Levels (ESLs) for Tier 1, Commercial Land Use, and Residential Land Use (August 2019, Revision 2). The Screening Levels are also presented in **Table 1**.

Based on laboratory analysis of the vapor samples collected on April 28 and May 1, 2023, benzene was detected at nine of the ten locations assessed during this additional investigation at concentrations in excess of the Tier 1 and Residential Health-Based ESLs. Benzene concentrations exceeded the Commercial Health-based ESL at three of these locations.

TPHv was detected at all of the ten locations assessed during this additional investigation, however only two samples had reported concentrations in excess of the Tier 1 and Residential Health-Based ESLs.

Tetrachloroethene was detected in excess of Tier 1 and Residential ESLs at three locations along the eastern portion of the site.

Chloroform and trichloroethene were detected in two samples each that exceeded their respective Tier 1 and Residential ESLs or the Commercial ESLs.

No other analytes were detected in vapor samples collected during this additional investigation at concentrations in excess of their respective Tier 1, Residential or Commercial Health-Based ESL.

4.0 LIMITATIONS

This report was prepared in accordance with the scope of work outlined in Atlas's contract and with generally accepted professional engineering and environmental consulting practices existing at the time this report was prepared and applicable to the location of the site. It was prepared for the exclusive use of the Client for the express purpose stated above. Any re-use of this report for a different purpose or by others not identified above shall be at the user's sole risk without liability to Atlas. To the extent this report is based on information provided to Atlas by third parties, Atlas may have made efforts to verify this third party information, but Atlas cannot guarantee the completeness or accuracy of this third party information. The opinions expressed and data collected are based on the conditions of the site existing at the time of the field investigation. No other warranties, expressed or implied are made by Atlas.

Atlas appreciates the opportunity to assist you on this project. If you have any questions or require additional information, please contact Jeanne Homsey at (209) 579-2221.

Respectfully submitted,

Atlas

Jim Kundert
Project Geologist
Email: jim.kundert@oneatlas.com

Jeanne Homsey, PE
Branch Manager
Email: jeanne.homsey@oneatlas.com

Attachments

FIGURES

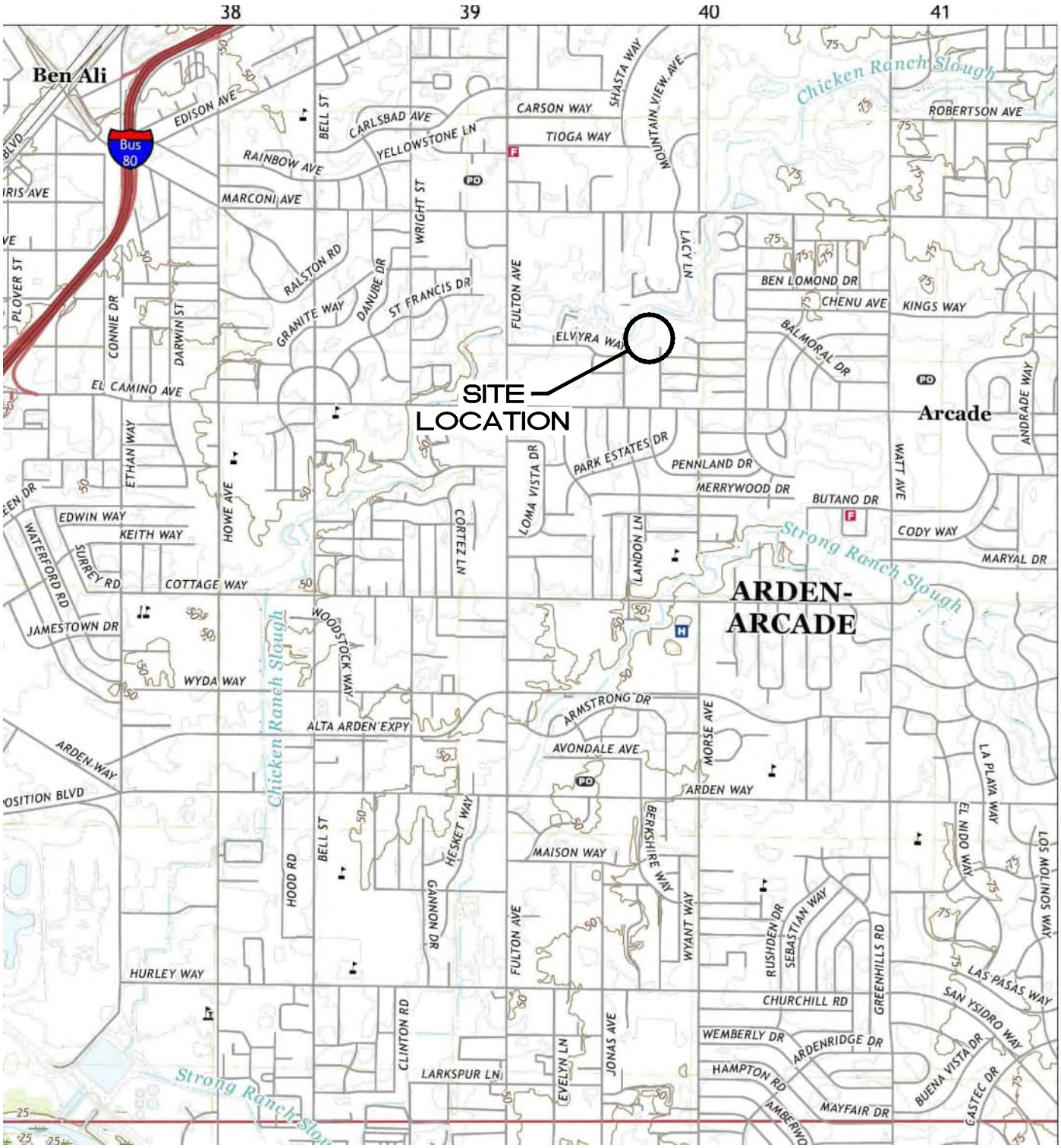

SOURCE: USGS TOPO MAP, SACRAMENTO EAST, CA QUAD, 2021

SITE VICINITY MAP

KATHERINE JOHNSON MIDDLE SCHOOL
2641 KENT DRIVE
SACRAMENTO, CA

PROJECT NUMBER: Z054000356		DATE: 3/23/23	FIGURE 1
APPROVED BY: JH		DRAWN BY: BK	

ATLAS
1117 Lone Palm Avenue, Ste. 201
Modesto, California 95351
Ph: (209) 579-2221 *** Fax: (209) 579-2225

S:\Projects-BS\KITCHEL CM\Z054000356 KJ MIDDLE SCHOOL\1_TOPOMAP.dwg

LEGEND

- SOIL SAMPLE
- SOIL SAMPLE
- SOIL SAMPLE
- SOIL VAPOR SAMPLE

0 100 200

APPROX. SCALE, FT

NOTE: SCALE AND LOCATIONS ARE APPROXIAMTE

S:\Projects-BST\KITCHEL CM\Z054000356 KJ MIDDLE SCHOOL\SITEPLAN.dwg

PROJECT NUMBER: Z054000356 | DATE: 4/11/23 | FIGURE 2

APPROVED BY: JH | DRAWN BY: BK

ATLAS
1117 Lone Palm Avenue, Ste. 201
Modesto, California 95351
Ph: (209) 579-2221 *** Fax: (209) 579-2225

SITE PLAN & SAMPLE LOCATIONS

KATHERINE JOHNSON MIDDLE SCHOO;L
2641 KENT DRIVE
SACRAMENTO, CA

TABLES

Table 1
Summary of Soil Vapor Sample Analytical Results
2641 Kent Drive, Sacramento, CA

Boring ID	Sample ID	Sample Date	Sample Depth (feet bgs)	TPHv (C5-C12) (µg/m^3)	Tetrachloroethene (µg/m^3)	Trichloroethene (µg/m^3)	Benzene (µg/m^3)	Toluene (µg/m^3)	Ethylbenzene (µg/m^3)	m,p-Xylene (µg/m^3)	o-Xylene (µg/m^3)	Styrene (µg/m^3)	1,2,4-Trimethylbenzene (µg/m^3)	Carbon Disulfide (µg/m^3)	2-Butanone (MEK) (µg/m^3)	Chloroform (µg/m^3)	Chloromethane (µg/m^3)
SV-1s	SV-1	3/17/2023	3.5 to 5	1,200	<6.9	<5.5	8.8	19	<4.4	<8.8	<4.4	<4.3	<5.0	<6.3	<30	<4.9	2.2
SV-1d	SV-1	3/17/2023	9 to 10	1,600	19	<5.5	4.6	22	<4.4	9.9	<4.4	<4.3	<5.0	<6.3	<30	<4.9	<2.1
SV-2s	SV-2	3/17/2023	4 to 5	390	<6.9	<5.5	<3.2	31	5.2	31	7.1	<4.3	8.9	<6.3	<30	<4.9	<2.1
SV-2d	SV-2	3/17/2023	9 to10	790	9.2	<5.5	5.2	9.6	<4.4	<8.8	<4.4	<4.3	<5.0	<6.3	<30	<4.9	<2.1
SV-3s	SV-3 5'	4/7/2023	4 to 5	320	<6.9	<5.5	4.1	20	<4.4	<8.8	<4.4	45	<5.0	<6.3	<30	<4.9	<2.1
SV-3d	SV-3 10'	4/7/2023	9 to10	620	<6.9	<5.5	5.8	24	<4.4	<8.8	<4.4	59	<5.0	<6.3	<30	<4.9	<2.1
SV-3d	DUP	4/7/2023	9 to10	350	<6.9	<5.5	3.9	19	<4.4	<8.8	<4.4	72	<5.0	<6.3	<30	<4.9	<2.1
SV-4s	SV-4 5'	4/7/2023	4 to 5	1,300	<6.9	<5.5	14	27	4.6	<8.8	<4.4	52	<5.0	7.6	<30	<4.9	<2.1
SV-4d	SV-4 10'	4/7/2023	9 to10	1,800	<6.9	<5.5	11	31	<4.4	<8.8	<4.4	63	<5.0	<6.3	<30	<4.9	<2.1
SV-5s [4]	SV-5 5'	4/7/2023	4 to 5	770	<6.9	<5.5	5.8	13	<4.4	<8.8	<4.4	57	<5.0	<6.3	50	<4.9	<2.1
SV-5d	SV-5 10'	4/7/2023	9 to10	2,300	<6.9	<5.5	11	25	<4.4	<8.8	4.7	68	<5.0	<6.3	<30	<4.9	<2.1
SV-6s		4/28/2023	4 to 5	640	<6.9	<5.5	4.8	6.2	<4.4	<8.8	<4.4	<4.3	<5.0	9.3	<30	<4.9	<2.1
SV-6d		4/28/2023	9 to10	520	55	66	<3.2	5.8	<4.4	<8.8	<4.4	<4.3	<5.0	<6.3	<30	<4.9	<2.1
SV-6d	DUP	4/28/2023	9 to10	710	<6.9	<5.5	<3.2	5.7	<4.4	<8.8	<4.4	<4.3	<5.0	<6.3	<30	<4.9	8.1
SV-7s		4/28/2023	4 to 5	290	39	29	5.8	10	<4.4	<8.8	<4.4	<4.3	<5.0	<6.3	<30	15	<2.1
SV-7d		4/28/2023	9 to10	880	20	7.1	6.9	6.8	<4.4	<8.8	<4.4	<4.3	<5.0	<6.3	<30	<4.9	<2.1
SV-8s		4/28/2023	4 to 5	190	23	9.8	<3.2	5.5	<4.4	<8.8	<4.4	<4.3	<5.0	<6.3	<30	<4.9	<2.1
SV-8d		4/28/2023	9 to10	510	21	<5.5	<3.2	<3.8	<4.4	<8.8	<4.4	<4.3	<5.0	<6.3	<30	<4.9	<2.1
SV-9s		4/28/2023	4 to 5	4,100	11	<5.5	<3.2	5.8	<4.4	<8.8	<4.4	<4.3	<5.0	20	<30	<4.9	<2.1
SV-9d		4/28/2023	9 to10	560	<6.9	<5.5	8.9	8.3	<4.4	<8.8	<4.4	<4.3	<5.0	<6.3	<30	<4.9	<2.1
SV-10s		4/28/2023	4 to 5	580	12	<5.5	5.0	7.1	<4.4	<8.8	<4.4	<4.3	<5.0	<6.3	<30	<4.9	<2.1
SV-10d (6)		4/28/2023	9 to10	170	11	<5.5	<3.2	<3.8	<4.4	<8.8	<4.4	<4.3	<5.0	<6.3	<30	<4.9	<2.1
SV-11s		5/1/2023	4 to 5	<100	<6.9	<5.5	<3.2	5.5	<4.4	<8.8	<4.4	<4.3	<5.0	<6.3	<30	<4.9	<2.1
SV-11s	DUP3	5/1/2023	4 to 5	210	<6.9	<5.5	<3.2	<3.8	<4.4	<8.8	<4.4	<4.3	<5.0	<6.3	<30	<4.9	<2.1
SV-11d		5/1/2023	9 to10	1,900	<6.9	<5.5	8.6	12	<4.4	<8.8	<4.4	<4.3	<5.0	<6.3	<30	<4.9	<2.1
SV-12s		5/1/2023	4 to 5	110	<6.9	<5.5	<3.2	5.6	<4.4	<8.8	<4.4	<4.3	<5.0	<6.3	<30	<4.9	2.7
SV-12d		5/1/2023	9 to10	1,600	<6.9	<5.5	3.7	5.6	<4.4	<8.8	<4.4	<4.3	<5.0	<6.3	<30	<4.9	<2.1
SV-13s (5)		5/1/2023	4 to 5	17,000	<6.9	<5.5	82	47	5.8	27	8.3	100	<5.0	22	350	63	<2.1
SV-13d		5/1/2023	9 to10	1,200	<6.9	<5.5	8.7	12	<4.4	<8.8	<4.4	<4.3	<5.0	<6.3	<30	<4.9	<2.1
SV-14s (6)		5/1/2023	4 to 5	2,400	<6.9	<5.5	25	27	5.8	<8.8	<4.4	<4.3	<5.0	14	<30	<4.9	<2.1
SV-14d (6)		5/1/2023	9 to10	1,000	<6.9	<5.5	9.7	11	<4.4	<8.8	<4.4	<4.3	<5.0	<6.3	<30	<4.9	<2.1
SV-15s		5/1/2023	4 to 5	1,200	<6.9	<5.5	15	15	<4.4	<8.8	<4.4	<4.3	<5.0	<6.3	<30	<4.9	<2.1
SV-15d		5/1/2023	9 to10	1,500	<6.9	<5.5	17	17	4.4	<8.8	<4.4	<4.3	<5.0	<6.3	<30	<4.9	<2.1
Tier 1 ESLs[1]				**3,300**	**15**	**16**	**3.2**	**10,000**	**37**	**3,500**	**3,500**	**31,000**	**--**	**--**	**170,000**	**4.1**	**3,100**
Residential ESLs [2]				**20,000**	**15**	**16**	**3.2**	**10,000**	**37**	**3,500**	**3,500**	**31,000**	**--**	**--**	**170,000**	**4.1**	**3,100**
Commercial ESLs[3]				**83,000**	**67**	**100**	**14**	**44,000**	**160**	**15,000**	**15,000**	**130,000**	**--**	**--**	**730,000**	**18**	**13,000**

Notes:

µg/m^3 Micrograms per cubic meter
bgs Below ground surface
-- Not applicable, sample not analyzed, or no applicable standard identified

Samples analyzed for Volatile Organic Compounds (VOCs) by Method TO-15.
Only detected VOCs are tablulated. See laboratory report for full list of analytes and method detection limits.
ESLs: Environmental Screening Levels, San Francisco Bay Regional Water Quality Control Board, August 2019 (Revison 2).

[1] - Tier 1 ESLs for soil vapor reflect the lower of values that are protective of human health under a residential or commercial/industrial land use scenario. These values are intended to be protective of human health under any land use scenario

[2] - Residential soil vapor ESLs are human health-based screening levels for Residential Land Use and reflect the lower of carcinogenic or noncarcinogenic endpoints. These values are intended to be protective of potential human exposures to shallow soil under a Residential land use scenario

[3] - Commercial (Industrial) soil vapor ESLs are human health-based screening levels for Commercial/Industrial Land Use and reflect the lower of carcinogenic or noncarcinogenic endpoints. These values are intended to be protective of potential human exposures to shallow soil under a commercial/industrial land use scenario

[4] - Sample contained detectable concentration of the leak check compound (LCC) 1,1-difluoroethane ; other detected analytes may have been diluted or introduced by ambient air.

(5) - Sample contained a detectable concentration of 4-Methyl-2-pentanone (MIBK), which does not have established ESLs.

(6) - Sample contained a detectable concentration of Trichlorofluoromethane (Freon 11), which does not have established ESLs.

XXX Represents a detected concentration in excess of the chemical-specific Residential Health-Based ESL, but equal to or less than the chemical-specific Commercial ESL
XXX Represents a detected concentration in excess of the chemical-specific Residential ESL and Commercial Health-Based ESL

APPENDIX A

Field Note Documentation

ATLAS

Field Report

FLD-100
Revision 2.0
Feb-16

ATC Branch: Modesto, CA	Date: 4-27-2023	Page 1 of
ATC Representative(s): JK	Project: KJMS	
Role: ~~Technician~~ Geologist	Location: 2641 Kent Drive, Sacramento	
Contact Information:	Project No:	Task No: 06054
Scope of Work:	Weather: clear	Temperature:
___ Monitoring X Assessment ___ Remediation ___ Closure	Contractor: TEG	

Time:	Comments:
0820	Atlas onsite ; TEG onsite
	check in at office, tailgate & walk w/ Ilana & foreman
	shift days points to account for how gradients has changed ; move to construct location
0915	set up on SV-6 , SV-6s installed @ 0936 , SV6-d installed 0936
0942	set up on SV-7 ;
1010	set up on SV-8 SV8d installed 1020
	conduct shut in tests for 6s & 6d
1126-	sample SV6-S then SV 6 I ; collect duplicate from SV6D , pull rods & grout
	sample SV7s & 7d , pull rods & grout
1220	set up on SV 9 tracer points installed 1230
1235	set up on SV 10 tracer points installed 1245
1255	sample SV8 s & d , pull rods
1420	sample SV 9 s & D , pull rods
	sample SV 10 s & d , pull rods
~1500	clean up , check out , off site
1520	deliver samples to UPS store nearby

Equipment Used:

Contractor Hours (per Person):	Staff / Technician Hours:	Mileage:
Copies To:	Project Manager:	
	Reviewed By:	

TEG / Strataprobe Field Log

Client: Atlas

Location: 2641 Kent Dr., Sacramento, CA

Date: 4-27-23

Client ID#:

Project Manager: J. Homsey

Start Time: 800

TEG #: 304275-5

TEG Operator: CVS

Finish Time: 1500

	Point ID	Matrix	Time Placed	Time Sampled	Target Depth	Actual Depth	Field Notes		
1			800				On site	W.O.	
2			845				HSM		
3	SV6-S	V	926	1126 1129	5	3	-30/-3	Can # 221	Mani. # 362
4	SV6-D	V	935	1135 1138	10	10	-30/-3	036	385
5	SV7-S	V	952	1159 1201	5	3	-29/-3	059	351
6	SV7-D	V	1001	1201 1205	10	10	-29/-3	121	215
7	SV8-S	V	1012	1256 1259	5	5	-28/-3	093	408
8	SV8-D	V	1022	1259 1301	10	10	-26/-3	123	288
9									
10	SV6-D Dup			1141 1144				253	385
11									
12	SV9-S	V	1217	1417 1420	5	5	-27/-3	209	031
13	SV9-D	V	1225	1425 1427	10	10	-27/-3	147	187
14	SV10-S	V	1233	1440 1443	5	5	-28/-3	133	303
15	SV10-D	V	1241	1444 1446	10	10	-28/-3	146	416
16									
17									
18									
19									
20									
21									
22									

Site Notes: Filling Summas. Temp. Vapor probes.
Geoprobe PRT Fittings.
3 purge volumes w/ syringe.
1 DSA leak check.

Screens Used:

Accepted by: [signature] Name: Jim Kundat

Risers Used:

Safety Meeting Held by: signature: [signature] signature:

Comments/Topics: Heavy equipment traffic

H&P Mobile Geochemistry, Inc.
2470 Impala Drive, Carlsbad, CA 92010
& Field Office - Signal Hill, CA
W handpmg.com E info@handpmg.com
P 760.804.9678 F 760.804.9159

VAPOR / AIR Chain of Custody

DATE: 4-27-23
Page 1 of 2

Lab Client and Project Information

Lab Client/Consultant: Atlas Technical	Project Name / #: KJMS
Lab Client Project Manager: Jeanne Hamsey	Project Location: Avalon-Avenale, CA
Lab Client Address: 1117 Lone Palm Ave, Suite 201B	Report E-Mail(s): jeanne.hamsey@oneatlas.com jim.kundert@oneatlas.com
Lab Client City, State, Zip: Modesto, CA 95351	
Phone Number: 209-579-2221	

Sample Receipt (Lab Use Only)

Date Rec'd:	Control #:
H&P Project #	
Lab Work Order #	
Sample Intact: ☐ Yes ☐ No ☐ See Notes Below	
Receipt Gauge ID:	Temp:
Outside Lab:	
Receipt Notes/Tracking #:	
	Lab PM Initials:

Reporting Requirements

☒ Standard Report ☐ Level III ☐ Level IV
☐ Excel EDD ☐ Other EDD:
☐ CA Geotracker Global ID:

Turnaround Time

☐ **Standard** (7 days for preliminary report, 10 days for final report)
☒ **Rush** (specify): 3-day

Sampler Information

Sampler(s): Jim Kundert
Signature:
Date: 4-27-2023

Additional Instructions to Laboratory:

** Preferred VOC units (please choose one):*
☐ µg/L ☒ µg/m³ ☐ ppbv ☐ ppmv

SAMPLE NAME	FIELD POINT NAME (if applicable)	DATE mm/dd/yy	TIME 24hr clock	SAMPLE TYPE Indoor Air (IA), Ambient Air (AA), Subslab (SS), Soil Vapor (SV)	CONTAINER SIZE & TYPE 400mL/1L/6L Summa, Tedlar, Tube, etc.	CONTAINER ID (###)	Lab use only: Receipt Vac	VOCs Standard Full List ☐ 8260SV ☒ TO-15	VOCs Short List / Project List ☐ 8260SV ☐ TO-15	Oxygenates ☐ 8260SV ☐ TO-15	Naphthalene ☐ 8260SV ☐ TO-15	TPHv as Gas ☐ 8260SVm ☒ TO-15m	Aromatic/Aliphatic Fractions ☐ 8260SVm ☐ TO-15m	Leak Check Compound ☒ DFA ☐ IPA ☐ He	Methane by EPA 8015m	Fixed Gases by ASTM D1945 ☐ CO2 ☐ O2 ☐ N2				
SV6 s	SV6	04/27/23	1126	SV	400 ml	221		X				X		X						
SV6 d	SV6	↓	1135	↓	↓	036		↓				↓		↓						
SV7 s	SV7	↓	1159	↓	↓	059		↓				↓		↓						
SV7 d	SV7	↓	1201	↓	↓	121		↓				↓		↓						
SV8 s	SV8	↓	1256	↓	↓	093		↓				↓		↓						
SV8 d	SV8	↓	1259	↓	↓	123		↓				↓		↓						
SV9 s	SV9	↓	1417	↓	↓	209		↓				↓		↓						
SV9 d	SV9	↓	1425	↓	↓	147		↓				↓		↓						
SV10 s	SV10	↓	1440	↓	↓	133		↓				↓		↓						
SV10 d	SV10	↓	1444	↓	↓	146		↓				↓		↓						

Approved/Relinquished by:	Company: Atlas	Date: 4-27-23	Time: 1520	Received by:	Company:	Date:	Time:
Approved/Relinquished by:	Company: UPS	Date:	Time:	Received by:	Company:	Date:	Time:
Approved/Relinquished by:	Company:	Date:	Time:	Received by:	Company:	Date:	Time:

**Approval constitutes as authorization to proceed with analysis and acceptance of conditions on back*

H&P Mobile Geochemistry, Inc.
2470 Impala Drive, Carlsbad, CA 92010
& Field Office - Signal Hill, CA
W handpmg.com E info@handpmg.com
P 760.804.9678 F 760.804.9159

VAPOR / AIR Chain of Custody

DATE: 4-27-23

Lab Client and Project Information

Lab Client/Consultant: Atlas Technical	Project Name / #: RJMS
Lab Client Project Manager: Jeanne Hornsey	Project Location: Auburn-Arcade, CA
Lab Client Address: 1117 Lone Palm Ave Suite 201B	Report E-Mail(s):
Lab Client City, State, Zip: Modesto CA 95351	
Phone Number: 209-579-2221	

Sample Receipt (Lab Use Only)

Date Rec'd:	Control #:
H&P Project #	
Lab Work Order #	
Sample Intact: ☐ Yes ☐ No ☐ See Notes Below	
Receipt Gauge ID:	Temp:
Outside Lab:	
Receipt Notes/Tracking #:	
	Lab PM Initials:

Reporting Requirements

☒ Standard Report ☐ Level III ☐ Level IV
☐ Excel EDD ☐ Other EDD:_____
☐ CA Geotracker Global ID:_____

Turnaround Time

☐ **Standard** (7 days for preliminary report, 10 days for final report)
☒ **Rush** (specify): 3-day

Sampler Information

Sampler(s): Jim Kirkhart
Signature: [signature]
Date: 4-27-2023

Additional Instructions to Laboratory:

** Preferred VOC units (please choose one):*
☐ µg/L ☒ µg/m³ ☐ ppbv ☐ ppmv

SAMPLE NAME	FIELD POINT NAME (if applicable)	DATE mm/dd/yy	TIME 24hr clock	SAMPLE TYPE Indoor Air (IA), Ambient Air (AA), Subslab (SS), Soil Vapor (SV)	CONTAINER SIZE & TYPE 400mL/1L/6L Summa, Tedlar, Tube, etc.	CONTAINER ID (###)	Lab use only: Receipt Vac	VOCs Standard Full List ☐ 8260SV ☒ TO-15	VOCs Short List / Project List ☐ 8260SV ☐ TO-15	Oxygenates ☐ 8260SV ☐ TO-15	Naphthalene ☐ 8260SV ☐ TO-15	TPHv as Gas ☐ 8260SVm ☒ TO-15m	Aromatic/Aliphatic Fractions ☐ 8260SVm ☐ TO-15m	Leak Check Compound ☒ DFA ☐ IPA ☐ He	Methane by EPA 8015m	Fixed Gases by ASTM D1945 ☐ CO2 ☐ O2 ☐ N2				
Dup		04/27/23		SV	400 mL	253		X				X		X						

Approved/Relinquished by:	Company:	Date:	Time:	Received by:	Company:	Date:	Time:
[signature]	Atlas	4-27-23	1520				
Approved/Relinquished by:	Company:	Date:	Time:	Received by:	Company:	Date:	Time:
	VIS						
Approved/Relinquished by:	Company:	Date:	Time:	Received by:	Company:	Date:	Time:

*Approval constitutes as authorization to proceed with analysis and acceptance of conditions on back

ATLAS	Field Report	FLD-100
		Revision 2.0
		Feb-16

ATC Branch: Modesto, CA	Date: 5-1-23	Page 1 of
ATC Representative(s): JK	Project: KUMS	
Role: ~~Technician~~	Location: 2691 Kast Drive, Sacramento, CA	
Contact Information:	Project No:	Task No: 06054
Scope of Work:	Weather: cloudy, windy	Temperature:
___ Monitoring X Assessment ___ Remediation ___ Closure	Contractor: TEG	

Time:	Comments:
0800	Arrive, TEG onsite
	check in, tailgate
	setup on SV-11, place next two, consult w/ [illegible] about [illegible]
0850	SV-11 installed at 5' & 10'
	SV-12 installed at 5' & 10'
0935	SV-13 installed at 5' & 10'
	~~Sam~~
	Sample SV-11s 1 & d, collect duplicate from SV-11s, remove both probes
	sample SV-12s 1 & d, remove both probes
1120-1130	install SV-14s 1 & d
1130-1145	install SV-15-s 1 & d
1210	sample & remove SV-13s 1 & d, remove both probes
	sample & remove SV-14s 1 & d
	sample & remove SV-15s 1 & d
1420	clean up, check out, offsite
1435	deliver samples to UPS Store near site

Equipment Used:		
Contractor Hours (per Person):	Staff / Technician Hours:	Mileage:
Copies To:	Project Manager:	
	Reviewed By:	

TEG / Strataprobe Field Log

Client: Atlas

Location: 2641 Kent Dr. Sac. CA

Date: 5-1-23

Client ID#: 2054000356

Project Manager: J. Homsey

Start Time: 800

TEG #: 304275-5

TEG Operator: CVS

Finish Time: 1415

	Point ID	Matrix	Time Placed	Time Sampled	Target Depth	Actual Depth	Field Notes		
1			800				Hem	can #	man #
2	SV11-S	V	838	1038 1040	5	5	-29/-3	318	253
3	SV11-D	V	845	1046 1048	10	10	-27/-3	325	295
4	SV12-S	V	901	1101 1104	5	3	-28/-3	249	009
5	SV12-D	V	912	1112 1114	10	10	-28/-3	322	893
6	SV13-S	V	928	1153 1156	5	4	-28/-3	243	361
7	SV13-D	V	934	1156 1159	10	9	-27/-3	343	074
8									
9	SV11-S DUP			1043 1045			-29/-3	366	253
10									
11	SV14-S	V	1125	1325 1330	5	3	-28/-3	235	190
12	SV14-D	V	1130	1331 1333	10	10	-29/-3	300	024
13	SV15-S	V	1140	1353 1355	5	4	-29/-3	231	~~23~~ 353
14	SV15-D	V	1145	1357 1359	10	9	-26/-3	257	402
15									
16									
17									
18									
19									
20									
21									
22									

Site Notes: Filling 400 ml summas. (H&P) Temp. vapor probes. Geoprobe PRT fitting. 1 in. rod. 3 purge volumes w/ syringe

Screens Used: _____

Accepted by: [signature] Name: Jim Kundert

Risers Used: _____

Safety Meeting Held by: signature: [signature] signature: _____

Comments/Topics: Heavy equipment traffic

H&P Mobile Geochemistry, Inc.
2470 Impala Drive, Carlsbad, CA 92010
& Field Office - Signal Hill, CA
W handpmg.com E info@handpmg.com
P 760.804.9678 F 760.804.9159

VAPOR / AIR Chain of Custody

DATE: 5-1-23
Page 1 of 2

Lab Client and Project Information

Lab Client/Consultant: Atlas Technical	Project Name / #: KJMS
Lab Client Project Manager: Jeanne Hamsey	Project Location: Avalon-Avenale CA
Lab Client Address: 1117 Lone Palm Ave Suite 201 B	Report E-Mail(s): Jeanne-hamsey@atlas-atlas.com
Lab Client City, State, Zip: Modesto CA 95351	jim.kundert@atlas-atlas.com
Phone Number: 209-579-2221	

Sample Receipt (Lab Use Only)

Date Rec'd:	Control #:
H&P Project #	
Lab Work Order #	
Sample Intact: ☐ Yes ☐ No ☐ See Notes Below	
Receipt Gauge ID:	Temp:
Outside Lab:	
Receipt Notes/Tracking #:	
	Lab PM Initials:

Reporting Requirements

☐ Standard Report ☐ Level III ☐ Level IV
☐ Excel EDD ☐ Other EDD:
☐ CA Geotracker Global ID:

Turnaround Time

☐ **Standard** (7 days for preliminary report, 10 days for final report)
☐ **Rush** (specify): 3-day

Sampler Information

Sampler(s): Jim Kundert
Signature:
Date: 5-1-2023

Additional Instructions to Laboratory:

** Preferred VOC units (please choose one):*
☐ µg/L ☑ µg/m³ ☐ ppbv ☐ ppmv

SAMPLE NAME	FIELD POINT NAME (if applicable)	DATE mm/dd/yy	TIME 24hr clock	SAMPLE TYPE Indoor Air (IA), Ambient Air (AA), Subslab (SS), Soil Vapor (SV)	CONTAINER SIZE & TYPE 400mL/1L/6L Summa, Tedlar, Tube, etc.	CONTAINER ID (###)	Lab use only: Receipt Vac	VOCs Standard Full List ☐ 8260SV ☑ TO-15	VOCs Short List / Project List ☐ 8260SV ☐ TO-15	Oxygenates ☐ 8260SV ☐ TO-15	Naphthalene ☐ 8260SV ☐ TO-15	TPHv as Gas ☐ 8260SVm ☑ TO-15m	Aromatic/Aliphatic Fractions ☐ 8260SVm ☐ TO-15m	Leak Check Compound ☑ DFA ☐ IPA ☐ He	Methane by EPA 8015m	Fixed Gases by ASTM D1945 ☐ CO2 ☐ O2 ☐ N2				
SV 11 s	SV 11	5/1/23	1038	SV	400	318		X				X		X						
SV 11 d	SV 11		1046			325														
SV 12 s	SV 12		1101			249														
SV 12 d	SV 12		1112			322														
SV 13 s	SV 13		1153			243														
SV 13 d	SV 13		1156			243														
SV 14 s	SV 14		1325			235														
SV 14 d	SV 14		1331			300														
SV 15 s	SV 15		1353			231														
SV 15 d	SV 15		1357			257														

Approved/Relinquished by:	Company: Atlas	Date: 5-1-23	Time:	Received by:	Company:	Date:	Time:
Approved/Relinquished by:	Company: VPS	Date:	Time:	Received by:	Company:	Date:	Time:
Approved/Relinquished by:	Company:	Date:	Time:	Received by:	Company:	Date:	Time:

**Approval constitutes as authorization to proceed with analysis and acceptance of conditions on back*

H&P Mobile Geochemistry, Inc.
2470 Impala Drive, Carlsbad, CA 92010
& Field Office - Signal Hill, CA
W handpmg.com E info@handpmg.com
P 760.804.9678 F 760.804.9159

VAPOR / AIR Chain of Custody

DATE: 5-1-23
Page 2 of 2

Lab Client and Project Information

Lab Client/Consultant: Atlas Technical	Project Name / #: KJMS
Lab Client Project Manager: Jeanne Hamsey	Project Location: Arden-Arcade, CA
Lab Client Address: 1117 Lone Palm Ave Suite 201B	Report E-Mail(s):
Lab Client City, State, Zip: Modesto, CA 95351	
Phone Number: 209-579-2221	

Sample Receipt (Lab Use Only)

Date Rec'd:	Control #:
H&P Project #	
Lab Work Order #	
Sample Intact: ☐ Yes ☐ No ☐ See Notes Below	
Receipt Gauge ID:	Temp:
Outside Lab:	
Receipt Notes/Tracking #:	
	Lab PM Initials:

Reporting Requirements	Turnaround Time	Sampler Information
☒ Standard Report ☐ Level III ☐ Level IV	☐ **Standard** (7 days for preliminary report, 10 days for final report)	Sampler(s): Jim Kubt
☐ Excel EDD ☐ Other EDD:		Signature:
☐ CA Geotracker Global ID:	☒ **Rush** (specify): 3-day	Date: 5-1-2023

Additional Instructions to Laboratory:

** Preferred VOC units (please choose one):*
☐ µg/L ☒ µg/m³ ☐ ppbv ☐ ppmv

SAMPLE NAME	FIELD POINT NAME (if applicable)	DATE mm/dd/yy	TIME 24hr clock	SAMPLE TYPE Indoor Air (IA), Ambient Air (AA), Subslab (SS), Soil Vapor (SV)	CONTAINER SIZE & TYPE 400mL/1L/6L Summa, Tedlar, Tube, etc.	CONTAINER ID (###)	Lab use only: Receipt Vac	VOCs Standard Full List ☐ 8260SV ☒ TO-15	VOCs Short List / Project List ☐ 8260SV ☐ TO-15	Oxygenates ☐ 8260SV ☐ TO-15	Naphthalene ☐ 8260SV ☐ TO-15	TPHv as Gas ☐ 8260SVm ☒ TO-15m	Aromatic/Aliphatic Fractions ☐ 8260SVm ☐ TO-15m	Leak Check Compound ☒ DFA ☐ IPA ☐ He	Methane by EPA 8015m	Fixed Gases by ASTM D1945 ☐ CO2 ☐ O2 ☐ N2				
Dup 3		05/01/23		SV	400-L	366		X				X		X						

Approved/Relinquished by:	Company:	Date:	Time:	Received by:	Company:	Date:	Time:
	Atlas	5-1-23					
Approved/Relinquished by:	Company:	Date:	Time:	Received by:	Company:	Date:	Time:
	OPS						
Approved/Relinquished by:	Company:	Date:	Time:	Received by:	Company:	Date:	Time:

**Approval constitutes as authorization to proceed with analysis and acceptance of conditions on back*

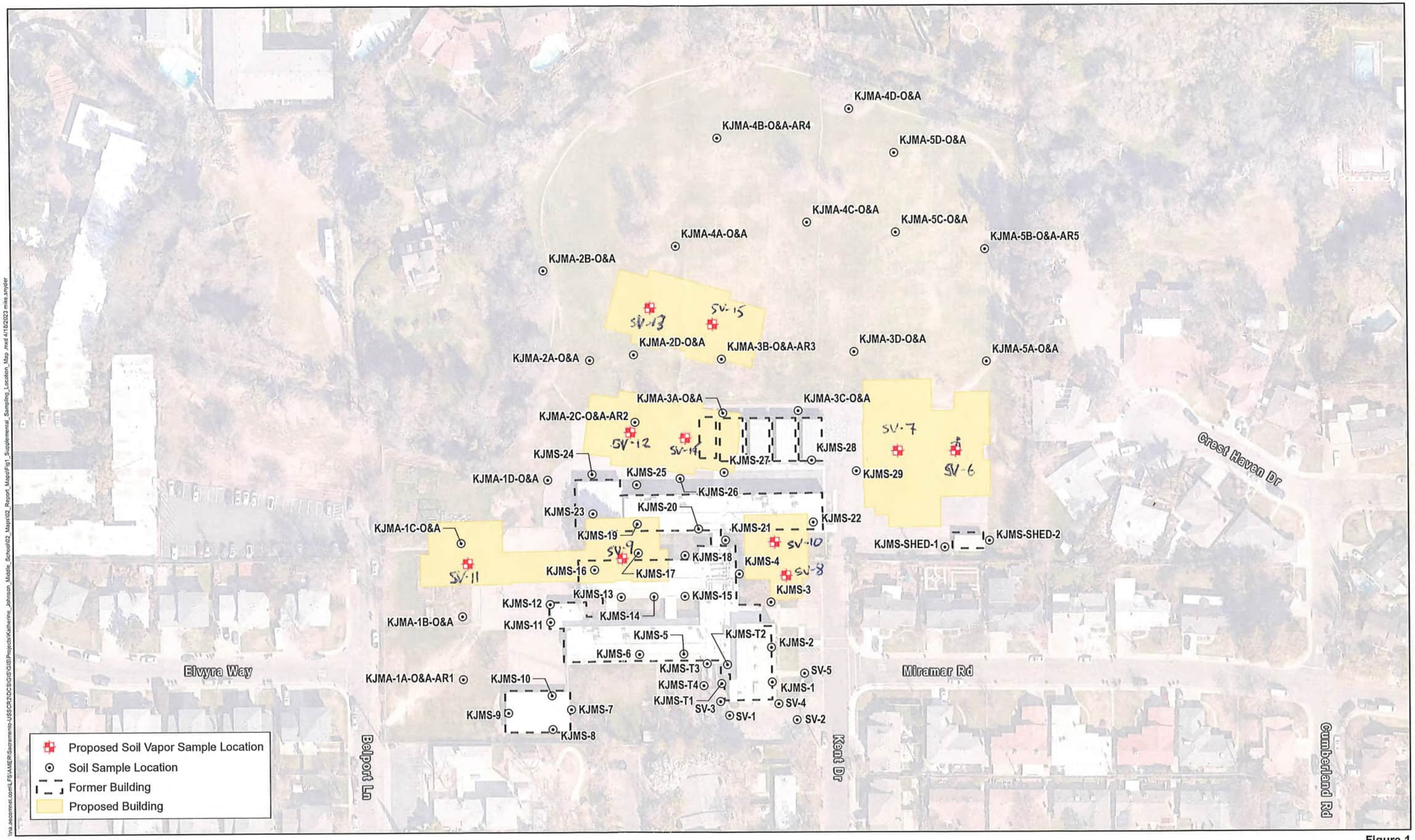

AECOM Former Modern Cleaners
Corning, Tehama County, California

Figure 1
Supplemental Sampling Location Map

APPENDIX B

Vapor - Laboratory Analytical Reports and Chain-of-Custody Documentation

H&P Mobile Geochemistry Inc.

04 May 2023

Jeanne Homsey
Atlas Technical Consultants - Modesto
1117 Lone Palm Ave., Suite 201B
Modesto, CA 95351

H&P Project: ATC050123-10
Client Project: KJMS

Dear Jeanne Homsey:

Enclosed is the analytical report for the above referenced project. The data herein applies to samples as received by H&P Mobile Geochemistry, Inc. on 01-May-23 which were analyzed in accordance with the attached Chain of Custody record(s).

The results for all sample analyses and required QA/QC analyses are presented in the following sections and summarized in the documents:

- Sample Summary
- Case Narrative (if applicable)
- Sample Results
- Quality Control Summary
- Notes and Definitions / Appendix
- Chain of Custody
- Sampling Logs (if applicable)

Unless otherwise noted, I certify that all analyses were performed and reviewed in compliance with our Quality Systems Manual and Standard Operating Procedures. This report shall not be reproduced, except in full, without the written approval of H&P Mobile Geochemistry, Inc.

We at H&P Mobile Geochemistry, Inc. sincerely appreciate the opportunity to provide analytical services to you on this project. If you have any questions or concerns regarding this analytical report, please contact me at your convenience at 760-804-9678.

Sincerely,

Lisa Eminhizer
Laboratory Director

H&P Mobile Geochemistry, Inc. is certified under the California ELAP and the National Environmental Laboratory Accreditation Conference (NELAC) for the fields of proficiency and analytes listed on those certificates. H& P is approved as an Environmental Testing Laboratory in accordance with the DoD-ELAP Program and ISO/IEC 17025:2005 programs for the fields of proficiency and analytes included in the certification process and to the extent offered by the accreditation agency. Unless otherwise noted, accreditation certificate numbers, expiration of certificates, and scope of accreditation can be found at: www.handpmg.com/about/certifications. Fields of services and analytes contained in this report that are not listed on the certificates should be considered uncertified or unavailable for certification.

H&P Mobile
Geochemistry Inc.

2470 Impala Drive
Carlsbad, CA 92010
760-804-9678 Phone
760-804-9159 Fax

Atlas Technical Consultants - Modesto	Project: ATC050123-10	
1117 Lone Palm Ave., Suite 201B	Project Number: KJMS	Reported:
Modesto, CA 95351	Project Manager: Jeanne Homsey	04-May-23 12:58

ANALYTICAL REPORT FOR SAMPLES

Sample ID	Laboratory ID	Matrix	Date Sampled	Date Received
SV6 s	E305002-01	Vapor	27-Apr-23	01-May-23
SV6 d	E305002-02	Vapor	27-Apr-23	01-May-23
SV7 s	E305002-03	Vapor	27-Apr-23	01-May-23
SV7 d	E305002-04	Vapor	27-Apr-23	01-May-23
SV8 s	E305002-05	Vapor	27-Apr-23	01-May-23
SV8 d	E305002-06	Vapor	27-Apr-23	01-May-23
SV9 s	E305002-07	Vapor	27-Apr-23	01-May-23
SV9 d	E305002-08	Vapor	27-Apr-23	01-May-23
SV10 s	E305002-09	Vapor	27-Apr-23	01-May-23
SV10 d	E305002-10	Vapor	27-Apr-23	01-May-23
Dup	E305002-11	Vapor	27-Apr-23	01-May-23

H&P Mobile
Geochemistry Inc.

2470 Impala Drive
Carlsbad, CA 92010
760-804-9678 Phone
760-804-9159 Fax

Atlas Technical Consultants - Modesto	Project: ATC050123-10	
1117 Lone Palm Ave., Suite 201B	Project Number: KJMS	Reported:
Modesto, CA 95351	Project Manager: Jeanne Homsey	04-May-23 12:58

DETECTIONS SUMMARY

Sample ID: **SV6 s** Laboratory ID: **E305002-01**

Analyte	Result	Reporting Limit	Units	Method	Notes
Carbon disulfide	**9.3**	6.3	ug/m3	EPA TO-15	
Benzene	**4.8**	3.2	ug/m3	EPA TO-15	
Toluene	**6.2**	3.8	ug/m3	EPA TO-15	
TPHv (C5 - C12)	**640**	100	ug/m3	EPA TO-15	

Sample ID: **SV6 d** Laboratory ID: **E305002-02**

Analyte	Result	Reporting Limit	Units	Method	Notes
Trichloroethene	**66**	5.5	ug/m3	EPA TO-15	
Toluene	**5.8**	3.8	ug/m3	EPA TO-15	
Tetrachloroethene	**55**	6.9	ug/m3	EPA TO-15	
TPHv (C5 - C12)	**520**	100	ug/m3	EPA TO-15	

Sample ID: **SV7 s** Laboratory ID: **E305002-03**

Analyte	Result	Reporting Limit	Units	Method	Notes
Chloroform	**15**	4.9	ug/m3	EPA TO-15	
Benzene	**5.8**	3.2	ug/m3	EPA TO-15	
Trichloroethene	**29**	5.5	ug/m3	EPA TO-15	
Toluene	**10**	3.8	ug/m3	EPA TO-15	
Tetrachloroethene	**39**	6.9	ug/m3	EPA TO-15	
TPHv (C5 - C12)	**290**	100	ug/m3	EPA TO-15	

Sample ID: **SV7 d** Laboratory ID: **E305002-04**

Analyte	Result	Reporting Limit	Units	Method	Notes
Benzene	**6.9**	3.2	ug/m3	EPA TO-15	
Trichloroethene	**7.1**	5.5	ug/m3	EPA TO-15	
Toluene	**6.8**	3.8	ug/m3	EPA TO-15	
Tetrachloroethene	**20**	6.9	ug/m3	EPA TO-15	
TPHv (C5 - C12)	**880**	100	ug/m3	EPA TO-15	

Sample ID: **SV8 s** Laboratory ID: **E305002-05**

Analyte	Result	Reporting Limit	Units	Method	Notes
Trichloroethene	**9.8**	5.5	ug/m3	EPA TO-15	
Toluene	**5.5**	3.8	ug/m3	EPA TO-15	

H&P Mobile
Geochemistry Inc.

2470 Impala Drive
Carlsbad, CA 92010
760-804-9678 Phone
760-804-9159 Fax

Atlas Technical Consultants - Modesto	Project: ATC050123-10	
1117 Lone Palm Ave., Suite 201B	Project Number: KJMS	Reported:
Modesto, CA 95351	Project Manager: Jeanne Homsey	04-May-23 12:58

Sample ID: **SV8 s** Laboratory ID: **E305002-05**

Analyte	Result	Reporting Limit	Units	Method	Notes
Tetrachloroethene	**23**	6.9	ug/m3	EPA TO-15	
TPHv (C5 - C12)	**190**	100	ug/m3	EPA TO-15	

Sample ID: **SV8 d** Laboratory ID: **E305002-06**

Analyte	Result	Reporting Limit	Units	Method	Notes
Tetrachloroethene	**21**	6.9	ug/m3	EPA TO-15	
TPHv (C5 - C12)	**510**	100	ug/m3	EPA TO-15	

Sample ID: **SV9 s** Laboratory ID: **E305002-07**

Analyte	Result	Reporting Limit	Units	Method	Notes
Carbon disulfide	**20**	6.3	ug/m3	EPA TO-15	
Toluene	**5.8**	3.8	ug/m3	EPA TO-15	
Tetrachloroethene	**11**	6.9	ug/m3	EPA TO-15	
TPHv (C5 - C12)	**4100**	100	ug/m3	EPA TO-15	GC-03

Sample ID: **SV9 d** Laboratory ID: **E305002-08**

Analyte	Result	Reporting Limit	Units	Method	Notes
Benzene	**8.9**	3.2	ug/m3	EPA TO-15	
Toluene	**8.3**	3.8	ug/m3	EPA TO-15	
TPHv (C5 - C12)	**560**	100	ug/m3	EPA TO-15	

Sample ID: **SV10 s** Laboratory ID: **E305002-09**

Analyte	Result	Reporting Limit	Units	Method	Notes
Benzene	**5.0**	3.2	ug/m3	EPA TO-15	
Toluene	**7.1**	3.8	ug/m3	EPA TO-15	
Tetrachloroethene	**12**	6.9	ug/m3	EPA TO-15	
TPHv (C5 - C12)	**580**	100	ug/m3	EPA TO-15	

Sample ID: **SV10 d** Laboratory ID: **E305002-10**

Analyte	Result	Reporting Limit	Units	Method	Notes
Trichlorofluoromethane (F11)	**7.8**	5.6	ug/m3	EPA TO-15	
Tetrachloroethene	**11**	6.9	ug/m3	EPA TO-15	
TPHv (C5 - C12)	**170**	100	ug/m3	EPA TO-15	

H&P Mobile
Geochemistry Inc.

2470 Impala Drive
Carlsbad, CA 92010
760-804-9678 Phone
760-804-9159 Fax

Atlas Technical Consultants - Modesto	Project:	ATC050123-10	
1117 Lone Palm Ave., Suite 201B	Project Number:	KJMS	Reported:
Modesto, CA 95351	Project Manager:	Jeanne Homsey	04-May-23 12:58

Sample ID: **Dup** Laboratory ID: **E305002-11**

Analyte	Result	Reporting Limit	Units	Method	Notes
Chloromethane	**8.1**	2.1	ug/m3	EPA TO-15	
Toluene	**5.7**	3.8	ug/m3	EPA TO-15	
TPHv (C5 - C12)	**710**	100	ug/m3	EPA TO-15	

H&P Mobile
Geochemistry Inc.

2470 Impala Drive
Carlsbad, CA 92010
760-804-9678 Phone
760-804-9159 Fax

Atlas Technical Consultants - Modesto	Project: ATC050123-10	
1117 Lone Palm Ave., Suite 201B	Project Number: KJMS	Reported:
Modesto, CA 95351	Project Manager: Jeanne Homsey	04-May-23 12:58

Volatile Organic Compounds by EPA TO-15

H&P Mobile Geochemistry, Inc.

Analyte	Result	Reporting Limit	Units	Dilution Factor	Batch	Prepared	Analyzed	Method	Notes
SV6 s (E305002-01) Vapor Sampled: 27-Apr-23 Received: 01-May-23									
1,1-Difluoroethane (LCC)	ND	5.5	ug/m3	1	EE30309	03-May-23	03-May-23	EPA TO-15	
Dichlorodifluoromethane (F12)	ND	5.0	"	"	"	"	"	"	
Chloromethane	ND	2.1	"	"	"	"	"	"	
Dichlorotetrafluoroethane (F114)	ND	7.1	"	"	"	"	"	"	
Vinyl chloride	ND	2.6	"	"	"	"	"	"	
Bromomethane	ND	16	"	"	"	"	"	"	
Chloroethane	ND	8.0	"	"	"	"	"	"	
Trichlorofluoromethane (F11)	ND	5.6	"	"	"	"	"	"	
1,1-Dichloroethene	ND	4.0	"	"	"	"	"	"	
1,1,2-Trichlorotrifluoroethane (F113)	ND	7.7	"	"	"	"	"	"	
Methylene chloride (Dichloromethane)	ND	3.5	"	"	"	"	"	"	
Carbon disulfide	**9.3**	6.3	"	"	"	"	"	"	
trans-1,2-Dichloroethene	ND	8.0	"	"	"	"	"	"	
1,1-Dichloroethane	ND	4.1	"	"	"	"	"	"	
2-Butanone (MEK)	ND	30	"	"	"	"	"	"	
cis-1,2-Dichloroethene	ND	4.0	"	"	"	"	"	"	
Chloroform	ND	4.9	"	"	"	"	"	"	
1,1,1-Trichloroethane	ND	5.5	"	"	"	"	"	"	
1,2-Dichloroethane (EDC)	ND	4.1	"	"	"	"	"	"	
Benzene	**4.8**	3.2	"	"	"	"	"	"	
Carbon tetrachloride	ND	6.4	"	"	"	"	"	"	
Trichloroethene	ND	5.5	"	"	"	"	"	"	
1,2-Dichloropropane	ND	9.4	"	"	"	"	"	"	
Bromodichloromethane	ND	6.8	"	"	"	"	"	"	
cis-1,3-Dichloropropene	ND	4.6	"	"	"	"	"	"	
4-Methyl-2-pentanone (MIBK)	ND	8.3	"	"	"	"	"	"	
trans-1,3-Dichloropropene	ND	4.6	"	"	"	"	"	"	
Toluene	**6.2**	3.8	"	"	"	"	"	"	
1,1,2-Trichloroethane	ND	5.5	"	"	"	"	"	"	
2-Hexanone (MBK)	ND	8.3	"	"	"	"	"	"	
Dibromochloromethane	ND	8.6	"	"	"	"	"	"	
Tetrachloroethene	ND	6.9	"	"	"	"	"	"	
1,2-Dibromoethane (EDB)	ND	7.8	"	"	"	"	"	"	
1,1,1,2-Tetrachloroethane	ND	7.0	"	"	"	"	"	"	
Chlorobenzene	ND	4.7	"	"	"	"	"	"	
Ethylbenzene	ND	4.4	"	"	"	"	"	"	
m,p-Xylene	ND	8.8	"	"	"	"	"	"	
Styrene	ND	4.3	"	"	"	"	"	"	

H&P Mobile
Geochemistry Inc.

2470 Impala Drive
Carlsbad, CA 92010
760-804-9678 Phone
760-804-9159 Fax

Atlas Technical Consultants - Modesto	Project:	ATC050123-10	
1117 Lone Palm Ave., Suite 201B	Project Number:	KJMS	Reported:
Modesto, CA 95351	Project Manager:	Jeanne Homsey	04-May-23 12:58

Volatile Organic Compounds by EPA TO-15

H&P Mobile Geochemistry, Inc.

Analyte	Result	Reporting Limit	Units	Dilution Factor	Batch	Prepared	Analyzed	Method	Notes
SV6 s (E305002-01) Vapor Sampled: 27-Apr-23 Received: 01-May-23									
o-Xylene	ND	4.4	ug/m3	1	EE30309	03-May-23	03-May-23	EPA TO-15	
Bromoform	ND	10	"	"	"	"	"	"	
1,1,2,2-Tetrachloroethane	ND	7.0	"	"	"	"	"	"	
4-Ethyltoluene	ND	5.0	"	"	"	"	"	"	
1,3,5-Trimethylbenzene	ND	5.0	"	"	"	"	"	"	
1,2,4-Trimethylbenzene	ND	5.0	"	"	"	"	"	"	
1,3-Dichlorobenzene	ND	12	"	"	"	"	"	"	
1,4-Dichlorobenzene	ND	12	"	"	"	"	"	"	
1,2-Dichlorobenzene	ND	12	"	"	"	"	"	"	
1,2,4-Trichlorobenzene	ND	38	"	"	"	"	"	"	
Hexachlorobutadiene	ND	54	"	"	"	"	"	"	
Surrogate: 1,2-Dichloroethane-d4		*115 %*	*76-134*		"	"	"	"	
Surrogate: Toluene-d8		*105 %*	*78-125*		"	"	"	"	
Surrogate: 4-Bromofluorobenzene		*102 %*	*77-127*		"	"	"	"	
SV6 d (E305002-02) Vapor Sampled: 27-Apr-23 Received: 01-May-23									
1,1-Difluoroethane (LCC)	ND	5.5	ug/m3	1	EE30309	03-May-23	03-May-23	EPA TO-15	
Dichlorodifluoromethane (F12)	ND	5.0	"	"	"	"	"	"	
Chloromethane	ND	2.1	"	"	"	"	"	"	
Dichlorotetrafluoroethane (F114)	ND	7.1	"	"	"	"	"	"	
Vinyl chloride	ND	2.6	"	"	"	"	"	"	
Bromomethane	ND	16	"	"	"	"	"	"	
Chloroethane	ND	8.0	"	"	"	"	"	"	
Trichlorofluoromethane (F11)	ND	5.6	"	"	"	"	"	"	
1,1-Dichloroethene	ND	4.0	"	"	"	"	"	"	
1,1,2-Trichlorotrifluoroethane (F113)	ND	7.7	"	"	"	"	"	"	
Methylene chloride (Dichloromethane)	ND	3.5	"	"	"	"	"	"	
Carbon disulfide	ND	6.3	"	"	"	"	"	"	
trans-1,2-Dichloroethene	ND	8.0	"	"	"	"	"	"	
1,1-Dichloroethane	ND	4.1	"	"	"	"	"	"	
2-Butanone (MEK)	ND	30	"	"	"	"	"	"	
cis-1,2-Dichloroethene	ND	4.0	"	"	"	"	"	"	
Chloroform	ND	4.9	"	"	"	"	"	"	
1,1,1-Trichloroethane	ND	5.5	"	"	"	"	"	"	
1,2-Dichloroethane (EDC)	ND	4.1	"	"	"	"	"	"	
Benzene	ND	3.2	"	"	"	"	"	"	
Carbon tetrachloride	ND	6.4	"	"	"	"	"	"	

H&P Mobile
Geochemistry Inc.

2470 Impala Drive
Carlsbad, CA 92010
760-804-9678 Phone
760-804-9159 Fax

Atlas Technical Consultants - Modesto	Project:	ATC050123-10	
1117 Lone Palm Ave., Suite 201B	Project Number:	KJMS	Reported:
Modesto, CA 95351	Project Manager:	Jeanne Homsey	04-May-23 12:58

Volatile Organic Compounds by EPA TO-15

H&P Mobile Geochemistry, Inc.

Analyte	Result	Reporting Limit	Units	Dilution Factor	Batch	Prepared	Analyzed	Method	Notes
SV6 d (E305002-02) Vapor Sampled: 27-Apr-23 Received: 01-May-23									
Trichloroethene	**66**	5.5	ug/m3	1	EE30309	03-May-23	03-May-23	EPA TO-15	
1,2-Dichloropropane	ND	9.4	"	"	"	"	"	"	
Bromodichloromethane	ND	6.8	"	"	"	"	"	"	
cis-1,3-Dichloropropene	ND	4.6	"	"	"	"	"	"	
4-Methyl-2-pentanone (MIBK)	ND	8.3	"	"	"	"	"	"	
trans-1,3-Dichloropropene	ND	4.6	"	"	"	"	"	"	
Toluene	**5.8**	3.8	"	"	"	"	"	"	
1,1,2-Trichloroethane	ND	5.5	"	"	"	"	"	"	
2-Hexanone (MBK)	ND	8.3	"	"	"	"	"	"	
Dibromochloromethane	ND	8.6	"	"	"	"	"	"	
Tetrachloroethene	**55**	6.9	"	"	"	"	"	"	
1,2-Dibromoethane (EDB)	ND	7.8	"	"	"	"	"	"	
1,1,1,2-Tetrachloroethane	ND	7.0	"	"	"	"	"	"	
Chlorobenzene	ND	4.7	"	"	"	"	"	"	
Ethylbenzene	ND	4.4	"	"	"	"	"	"	
m,p-Xylene	ND	8.8	"	"	"	"	"	"	
Styrene	ND	4.3	"	"	"	"	"	"	
o-Xylene	ND	4.4	"	"	"	"	"	"	
Bromoform	ND	10	"	"	"	"	"	"	
1,1,2,2-Tetrachloroethane	ND	7.0	"	"	"	"	"	"	
4-Ethyltoluene	ND	5.0	"	"	"	"	"	"	
1,3,5-Trimethylbenzene	ND	5.0	"	"	"	"	"	"	
1,2,4-Trimethylbenzene	ND	5.0	"	"	"	"	"	"	
1,3-Dichlorobenzene	ND	12	"	"	"	"	"	"	
1,4-Dichlorobenzene	ND	12	"	"	"	"	"	"	
1,2-Dichlorobenzene	ND	12	"	"	"	"	"	"	
1,2,4-Trichlorobenzene	ND	38	"	"	"	"	"	"	
Hexachlorobutadiene	ND	54	"	"	"	"	"	"	
Surrogate: 1,2-Dichloroethane-d4		*112 %*		*76-134*	"	"	"	"	
Surrogate: Toluene-d8		*103 %*		*78-125*	"	"	"	"	
Surrogate: 4-Bromofluorobenzene		*100 %*		*77-127*	"	"	"	"	

H&P Mobile
Geochemistry Inc.

2470 Impala Drive
Carlsbad, CA 92010
760-804-9678 Phone
760-804-9159 Fax

Atlas Technical Consultants - Modesto	Project: ATC050123-10	
1117 Lone Palm Ave., Suite 201B	Project Number: KJMS	Reported:
Modesto, CA 95351	Project Manager: Jeanne Homsey	04-May-23 12:58

Volatile Organic Compounds by EPA TO-15

H&P Mobile Geochemistry, Inc.

Analyte	Result	Reporting Limit	Units	Dilution Factor	Batch	Prepared	Analyzed	Method	Notes
SV7 s (E305002-03) Vapor Sampled: 27-Apr-23 Received: 01-May-23									
1,1-Difluoroethane (LCC)	ND	5.5	ug/m3	1	EE30309	03-May-23	03-May-23	EPA TO-15	
Dichlorodifluoromethane (F12)	ND	5.0	"	"	"	"	"	"	
Chloromethane	ND	2.1	"	"	"	"	"	"	
Dichlorotetrafluoroethane (F114)	ND	7.1	"	"	"	"	"	"	
Vinyl chloride	ND	2.6	"	"	"	"	"	"	
Bromomethane	ND	16	"	"	"	"	"	"	
Chloroethane	ND	8.0	"	"	"	"	"	"	
Trichlorofluoromethane (F11)	ND	5.6	"	"	"	"	"	"	
1,1-Dichloroethene	ND	4.0	"	"	"	"	"	"	
1,1,2-Trichlorotrifluoroethane (F113)	ND	7.7	"	"	"	"	"	"	
Methylene chloride (Dichloromethane)	ND	3.5	"	"	"	"	"	"	
Carbon disulfide	ND	6.3	"	"	"	"	"	"	
trans-1,2-Dichloroethene	ND	8.0	"	"	"	"	"	"	
1,1-Dichloroethane	ND	4.1	"	"	"	"	"	"	
2-Butanone (MEK)	ND	30	"	"	"	"	"	"	
cis-1,2-Dichloroethene	ND	4.0	"	"	"	"	"	"	
Chloroform	**15**	4.9	"	"	"	"	"	"	
1,1,1-Trichloroethane	ND	5.5	"	"	"	"	"	"	
1,2-Dichloroethane (EDC)	ND	4.1	"	"	"	"	"	"	
Benzene	**5.8**	3.2	"	"	"	"	"	"	
Carbon tetrachloride	ND	6.4	"	"	"	"	"	"	
Trichloroethene	**29**	5.5	"	"	"	"	"	"	
1,2-Dichloropropane	ND	9.4	"	"	"	"	"	"	
Bromodichloromethane	ND	6.8	"	"	"	"	"	"	
cis-1,3-Dichloropropene	ND	4.6	"	"	"	"	"	"	
4-Methyl-2-pentanone (MIBK)	ND	8.3	"	"	"	"	"	"	
trans-1,3-Dichloropropene	ND	4.6	"	"	"	"	"	"	
Toluene	**10**	3.8	"	"	"	"	"	"	
1,1,2-Trichloroethane	ND	5.5	"	"	"	"	"	"	
2-Hexanone (MBK)	ND	8.3	"	"	"	"	"	"	
Dibromochloromethane	ND	8.6	"	"	"	"	"	"	
Tetrachloroethene	**39**	6.9	"	"	"	"	"	"	
1,2-Dibromoethane (EDB)	ND	7.8	"	"	"	"	"	"	
1,1,1,2-Tetrachloroethane	ND	7.0	"	"	"	"	"	"	
Chlorobenzene	ND	4.7	"	"	"	"	"	"	
Ethylbenzene	ND	4.4	"	"	"	"	"	"	
m,p-Xylene	ND	8.8	"	"	"	"	"	"	
Styrene	ND	4.3	"	"	"	"	"	"	

H&P Mobile
Geochemistry Inc.

2470 Impala Drive
Carlsbad, CA 92010
760-804-9678 Phone
760-804-9159 Fax

Atlas Technical Consultants - Modesto	Project: ATC050123-10	
1117 Lone Palm Ave., Suite 201B	Project Number: KJMS	Reported:
Modesto, CA 95351	Project Manager: Jeanne Homsey	04-May-23 12:58

Volatile Organic Compounds by EPA TO-15

H&P Mobile Geochemistry, Inc.

Analyte	Result	Reporting Limit	Units	Dilution Factor	Batch	Prepared	Analyzed	Method	Notes
SV7 s (E305002-03) Vapor Sampled: 27-Apr-23 Received: 01-May-23									
o-Xylene	ND	4.4	ug/m3	1	EE30309	03-May-23	03-May-23	EPA TO-15	
Bromoform	ND	10	"	"	"	"	"	"	
1,1,2,2-Tetrachloroethane	ND	7.0	"	"	"	"	"	"	
4-Ethyltoluene	ND	5.0	"	"	"	"	"	"	
1,3,5-Trimethylbenzene	ND	5.0	"	"	"	"	"	"	
1,2,4-Trimethylbenzene	ND	5.0	"	"	"	"	"	"	
1,3-Dichlorobenzene	ND	12	"	"	"	"	"	"	
1,4-Dichlorobenzene	ND	12	"	"	"	"	"	"	
1,2-Dichlorobenzene	ND	12	"	"	"	"	"	"	
1,2,4-Trichlorobenzene	ND	38	"	"	"	"	"	"	
Hexachlorobutadiene	ND	54	"	"	"	"	"	"	
Surrogate: 1,2-Dichloroethane-d4		*111 %*	*76-134*		"	"	"	"	
Surrogate: Toluene-d8		*107 %*	*78-125*		"	"	"	"	
Surrogate: 4-Bromofluorobenzene		*98.9 %*	*77-127*		"	"	"	"	
SV7 d (E305002-04) Vapor Sampled: 27-Apr-23 Received: 01-May-23									
1,1-Difluoroethane (LCC)	ND	5.5	ug/m3	1	EE30309	03-May-23	03-May-23	EPA TO-15	
Dichlorodifluoromethane (F12)	ND	5.0	"	"	"	"	"	"	
Chloromethane	ND	2.1	"	"	"	"	"	"	
Dichlorotetrafluoroethane (F114)	ND	7.1	"	"	"	"	"	"	
Vinyl chloride	ND	2.6	"	"	"	"	"	"	
Bromomethane	ND	16	"	"	"	"	"	"	
Chloroethane	ND	8.0	"	"	"	"	"	"	
Trichlorofluoromethane (F11)	ND	5.6	"	"	"	"	"	"	
1,1-Dichloroethene	ND	4.0	"	"	"	"	"	"	
1,1,2-Trichlorotrifluoroethane (F113)	ND	7.7	"	"	"	"	"	"	
Methylene chloride (Dichloromethane)	ND	3.5	"	"	"	"	"	"	
Carbon disulfide	ND	6.3	"	"	"	"	"	"	
trans-1,2-Dichloroethene	ND	8.0	"	"	"	"	"	"	
1,1-Dichloroethane	ND	4.1	"	"	"	"	"	"	
2-Butanone (MEK)	ND	30	"	"	"	"	"	"	
cis-1,2-Dichloroethene	ND	4.0	"	"	"	"	"	"	
Chloroform	ND	4.9	"	"	"	"	"	"	
1,1,1-Trichloroethane	ND	5.5	"	"	"	"	"	"	
1,2-Dichloroethane (EDC)	ND	4.1	"	"	"	"	"	"	
Benzene	**6.9**	3.2	"	"	"	"	"	"	
Carbon tetrachloride	ND	6.4	"	"	"	"	"	"	

H&P Mobile
Geochemistry Inc.

2470 Impala Drive
Carlsbad, CA 92010
760-804-9678 Phone
760-804-9159 Fax

Atlas Technical Consultants - Modesto	Project: ATC050123-10	
1117 Lone Palm Ave., Suite 201B	Project Number: KJMS	Reported:
Modesto, CA 95351	Project Manager: Jeanne Homsey	04-May-23 12:58

Volatile Organic Compounds by EPA TO-15

H&P Mobile Geochemistry, Inc.

Analyte	Result	Reporting Limit	Units	Dilution Factor	Batch	Prepared	Analyzed	Method	Notes
SV7 d (E305002-04) Vapor Sampled: 27-Apr-23 Received: 01-May-23									
Trichloroethene	**7.1**	5.5	ug/m3	1	EE30309	03-May-23	03-May-23	EPA TO-15	
1,2-Dichloropropane	ND	9.4	"	"	"	"	"	"	
Bromodichloromethane	ND	6.8	"	"	"	"	"	"	
cis-1,3-Dichloropropene	ND	4.6	"	"	"	"	"	"	
4-Methyl-2-pentanone (MIBK)	ND	8.3	"	"	"	"	"	"	
trans-1,3-Dichloropropene	ND	4.6	"	"	"	"	"	"	
Toluene	**6.8**	3.8	"	"	"	"	"	"	
1,1,2-Trichloroethane	ND	5.5	"	"	"	"	"	"	
2-Hexanone (MBK)	ND	8.3	"	"	"	"	"	"	
Dibromochloromethane	ND	8.6	"	"	"	"	"	"	
Tetrachloroethene	**20**	6.9	"	"	"	"	"	"	
1,2-Dibromoethane (EDB)	ND	7.8	"	"	"	"	"	"	
1,1,1,2-Tetrachloroethane	ND	7.0	"	"	"	"	"	"	
Chlorobenzene	ND	4.7	"	"	"	"	"	"	
Ethylbenzene	ND	4.4	"	"	"	"	"	"	
m,p-Xylene	ND	8.8	"	"	"	"	"	"	
Styrene	ND	4.3	"	"	"	"	"	"	
o-Xylene	ND	4.4	"	"	"	"	"	"	
Bromoform	ND	10	"	"	"	"	"	"	
1,1,2,2-Tetrachloroethane	ND	7.0	"	"	"	"	"	"	
4-Ethyltoluene	ND	5.0	"	"	"	"	"	"	
1,3,5-Trimethylbenzene	ND	5.0	"	"	"	"	"	"	
1,2,4-Trimethylbenzene	ND	5.0	"	"	"	"	"	"	
1,3-Dichlorobenzene	ND	12	"	"	"	"	"	"	
1,4-Dichlorobenzene	ND	12	"	"	"	"	"	"	
1,2-Dichlorobenzene	ND	12	"	"	"	"	"	"	
1,2,4-Trichlorobenzene	ND	38	"	"	"	"	"	"	
Hexachlorobutadiene	ND	54	"	"	"	"	"	"	
Surrogate: 1,2-Dichloroethane-d4		*113 %*		*76-134*	"	"	"	"	
Surrogate: Toluene-d8		*106 %*		*78-125*	"	"	"	"	
Surrogate: 4-Bromofluorobenzene		*102 %*		*77-127*	"	"	"	"	

H&P Mobile
Geochemistry Inc.

2470 Impala Drive
Carlsbad, CA 92010
760-804-9678 Phone
760-804-9159 Fax

Atlas Technical Consultants - Modesto	Project: ATC050123-10	
1117 Lone Palm Ave., Suite 201B	Project Number: KJMS	Reported:
Modesto, CA 95351	Project Manager: Jeanne Homsey	04-May-23 12:58

Volatile Organic Compounds by EPA TO-15

H&P Mobile Geochemistry, Inc.

Analyte	Result	Reporting Limit	Units	Dilution Factor	Batch	Prepared	Analyzed	Method	Notes
SV8 s (E305002-05) Vapor Sampled: 27-Apr-23 Received: 01-May-23									
1,1-Difluoroethane (LCC)	ND	5.5	ug/m3	1	EE30309	03-May-23	03-May-23	EPA TO-15	
Dichlorodifluoromethane (F12)	ND	5.0	"	"	"	"	"	"	
Chloromethane	ND	2.1	"	"	"	"	"	"	
Dichlorotetrafluoroethane (F114)	ND	7.1	"	"	"	"	"	"	
Vinyl chloride	ND	2.6	"	"	"	"	"	"	
Bromomethane	ND	16	"	"	"	"	"	"	
Chloroethane	ND	8.0	"	"	"	"	"	"	
Trichlorofluoromethane (F11)	ND	5.6	"	"	"	"	"	"	
1,1-Dichloroethene	ND	4.0	"	"	"	"	"	"	
1,1,2-Trichlorotrifluoroethane (F113)	ND	7.7	"	"	"	"	"	"	
Methylene chloride (Dichloromethane)	ND	3.5	"	"	"	"	"	"	
Carbon disulfide	ND	6.3	"	"	"	"	"	"	
trans-1,2-Dichloroethene	ND	8.0	"	"	"	"	"	"	
1,1-Dichloroethane	ND	4.1	"	"	"	"	"	"	
2-Butanone (MEK)	ND	30	"	"	"	"	"	"	
cis-1,2-Dichloroethene	ND	4.0	"	"	"	"	"	"	
Chloroform	ND	4.9	"	"	"	"	"	"	
1,1,1-Trichloroethane	ND	5.5	"	"	"	"	"	"	
1,2-Dichloroethane (EDC)	ND	4.1	"	"	"	"	"	"	
Benzene	ND	3.2	"	"	"	"	"	"	
Carbon tetrachloride	ND	6.4	"	"	"	"	"	"	
Trichloroethene	**9.8**	5.5	"	"	"	"	"	"	
1,2-Dichloropropane	ND	9.4	"	"	"	"	"	"	
Bromodichloromethane	ND	6.8	"	"	"	"	"	"	
cis-1,3-Dichloropropene	ND	4.6	"	"	"	"	"	"	
4-Methyl-2-pentanone (MIBK)	ND	8.3	"	"	"	"	"	"	
trans-1,3-Dichloropropene	ND	4.6	"	"	"	"	"	"	
Toluene	**5.5**	3.8	"	"	"	"	"	"	
1,1,2-Trichloroethane	ND	5.5	"	"	"	"	"	"	
2-Hexanone (MBK)	ND	8.3	"	"	"	"	"	"	
Dibromochloromethane	ND	8.6	"	"	"	"	"	"	
Tetrachloroethene	**23**	6.9	"	"	"	"	"	"	
1,2-Dibromoethane (EDB)	ND	7.8	"	"	"	"	"	"	
1,1,1,2-Tetrachloroethane	ND	7.0	"	"	"	"	"	"	
Chlorobenzene	ND	4.7	"	"	"	"	"	"	
Ethylbenzene	ND	4.4	"	"	"	"	"	"	
m,p-Xylene	ND	8.8	"	"	"	"	"	"	
Styrene	ND	4.3	"	"	"	"	"	"	

H&P Mobile
Geochemistry Inc.

2470 Impala Drive
Carlsbad, CA 92010
760-804-9678 Phone
760-804-9159 Fax

Atlas Technical Consultants - Modesto	Project:	ATC050123-10	
1117 Lone Palm Ave., Suite 201B	Project Number:	KJMS	Reported:
Modesto, CA 95351	Project Manager:	Jeanne Homsey	04-May-23 12:58

Volatile Organic Compounds by EPA TO-15

H&P Mobile Geochemistry, Inc.

Analyte	Result	Reporting Limit	Units	Dilution Factor	Batch	Prepared	Analyzed	Method	Notes
SV8 s (E305002-05) Vapor Sampled: 27-Apr-23 Received: 01-May-23									
o-Xylene	ND	4.4	ug/m3	1	EE30309	03-May-23	03-May-23	EPA TO-15	
Bromoform	ND	10	"	"	"	"	"	"	
1,1,2,2-Tetrachloroethane	ND	7.0	"	"	"	"	"	"	
4-Ethyltoluene	ND	5.0	"	"	"	"	"	"	
1,3,5-Trimethylbenzene	ND	5.0	"	"	"	"	"	"	
1,2,4-Trimethylbenzene	ND	5.0	"	"	"	"	"	"	
1,3-Dichlorobenzene	ND	12	"	"	"	"	"	"	
1,4-Dichlorobenzene	ND	12	"	"	"	"	"	"	
1,2-Dichlorobenzene	ND	12	"	"	"	"	"	"	
1,2,4-Trichlorobenzene	ND	38	"	"	"	"	"	"	
Hexachlorobutadiene	ND	54	"	"	"	"	"	"	
Surrogate: 1,2-Dichloroethane-d4		*114 %*	*76-134*		"	"	"	"	
Surrogate: Toluene-d8		*105 %*	*78-125*		"	"	"	"	
Surrogate: 4-Bromofluorobenzene		*97.2 %*	*77-127*		"	"	"	"	
SV8 d (E305002-06) Vapor Sampled: 27-Apr-23 Received: 01-May-23									
1,1-Difluoroethane (LCC)	ND	5.5	ug/m3	1	EE30309	03-May-23	03-May-23	EPA TO-15	
Dichlorodifluoromethane (F12)	ND	5.0	"	"	"	"	"	"	
Chloromethane	ND	2.1	"	"	"	"	"	"	
Dichlorotetrafluoroethane (F114)	ND	7.1	"	"	"	"	"	"	
Vinyl chloride	ND	2.6	"	"	"	"	"	"	
Bromomethane	ND	16	"	"	"	"	"	"	
Chloroethane	ND	8.0	"	"	"	"	"	"	
Trichlorofluoromethane (F11)	ND	5.6	"	"	"	"	"	"	
1,1-Dichloroethene	ND	4.0	"	"	"	"	"	"	
1,1,2-Trichlorotrifluoroethane (F113)	ND	7.7	"	"	"	"	"	"	
Methylene chloride (Dichloromethane)	ND	3.5	"	"	"	"	"	"	
Carbon disulfide	ND	6.3	"	"	"	"	"	"	
trans-1,2-Dichloroethene	ND	8.0	"	"	"	"	"	"	
1,1-Dichloroethane	ND	4.1	"	"	"	"	"	"	
2-Butanone (MEK)	ND	30	"	"	"	"	"	"	
cis-1,2-Dichloroethene	ND	4.0	"	"	"	"	"	"	
Chloroform	ND	4.9	"	"	"	"	"	"	
1,1,1-Trichloroethane	ND	5.5	"	"	"	"	"	"	
1,2-Dichloroethane (EDC)	ND	4.1	"	"	"	"	"	"	
Benzene	ND	3.2	"	"	"	"	"	"	
Carbon tetrachloride	ND	6.4	"	"	"	"	"	"	

H&P Mobile
Geochemistry Inc.

2470 Impala Drive
Carlsbad, CA 92010
760-804-9678 Phone
760-804-9159 Fax

Atlas Technical Consultants - Modesto	Project: ATC050123-10	
1117 Lone Palm Ave., Suite 201B	Project Number: KJMS	Reported:
Modesto, CA 95351	Project Manager: Jeanne Homsey	04-May-23 12:58

Volatile Organic Compounds by EPA TO-15

H&P Mobile Geochemistry, Inc.

Analyte	Result	Reporting Limit	Units	Dilution Factor	Batch	Prepared	Analyzed	Method	Notes
SV8 d (E305002-06) Vapor Sampled: 27-Apr-23 Received: 01-May-23									
Trichloroethene	ND	5.5	ug/m3	1	EE30309	03-May-23	03-May-23	EPA TO-15	
1,2-Dichloropropane	ND	9.4	"	"	"	"	"	"	
Bromodichloromethane	ND	6.8	"	"	"	"	"	"	
cis-1,3-Dichloropropene	ND	4.6	"	"	"	"	"	"	
4-Methyl-2-pentanone (MIBK)	ND	8.3	"	"	"	"	"	"	
trans-1,3-Dichloropropene	ND	4.6	"	"	"	"	"	"	
Toluene	ND	3.8	"	"	"	"	"	"	
1,1,2-Trichloroethane	ND	5.5	"	"	"	"	"	"	
2-Hexanone (MBK)	ND	8.3	"	"	"	"	"	"	
Dibromochloromethane	ND	8.6	"	"	"	"	"	"	
Tetrachloroethene	**21**	6.9	"	"	"	"	"	"	
1,2-Dibromoethane (EDB)	ND	7.8	"	"	"	"	"	"	
1,1,1,2-Tetrachloroethane	ND	7.0	"	"	"	"	"	"	
Chlorobenzene	ND	4.7	"	"	"	"	"	"	
Ethylbenzene	ND	4.4	"	"	"	"	"	"	
m,p-Xylene	ND	8.8	"	"	"	"	"	"	
Styrene	ND	4.3	"	"	"	"	"	"	
o-Xylene	ND	4.4	"	"	"	"	"	"	
Bromoform	ND	10	"	"	"	"	"	"	
1,1,2,2-Tetrachloroethane	ND	7.0	"	"	"	"	"	"	
4-Ethyltoluene	ND	5.0	"	"	"	"	"	"	
1,3,5-Trimethylbenzene	ND	5.0	"	"	"	"	"	"	
1,2,4-Trimethylbenzene	ND	5.0	"	"	"	"	"	"	
1,3-Dichlorobenzene	ND	12	"	"	"	"	"	"	
1,4-Dichlorobenzene	ND	12	"	"	"	"	"	"	
1,2-Dichlorobenzene	ND	12	"	"	"	"	"	"	
1,2,4-Trichlorobenzene	ND	38	"	"	"	"	"	"	
Hexachlorobutadiene	ND	54	"	"	"	"	"	"	
Surrogate: 1,2-Dichloroethane-d4		*112 %*		*76-134*	"	"	"	"	
Surrogate: Toluene-d8		*105 %*		*78-125*	"	"	"	"	
Surrogate: 4-Bromofluorobenzene		*98.3 %*		*77-127*	"	"	"	"	

H&P Mobile
Geochemistry Inc.

2470 Impala Drive
Carlsbad, CA 92010
760-804-9678 Phone
760-804-9159 Fax

Atlas Technical Consultants - Modesto	Project:	ATC050123-10	
1117 Lone Palm Ave., Suite 201B	Project Number:	KJMS	Reported:
Modesto, CA 95351	Project Manager:	Jeanne Homsey	04-May-23 12:58

Volatile Organic Compounds by EPA TO-15

H&P Mobile Geochemistry, Inc.

Analyte	Result	Reporting Limit	Units	Dilution Factor	Batch	Prepared	Analyzed	Method	Notes
SV9 s (E305002-07) Vapor Sampled: 27-Apr-23 Received: 01-May-23									
1,1-Difluoroethane (LCC)	ND	5.5	ug/m3	1	EE30309	03-May-23	03-May-23	EPA TO-15	
Dichlorodifluoromethane (F12)	ND	5.0	"	"	"	"	"	"	
Chloromethane	ND	2.1	"	"	"	"	"	"	
Dichlorotetrafluoroethane (F114)	ND	7.1	"	"	"	"	"	"	
Vinyl chloride	ND	2.6	"	"	"	"	"	"	
Bromomethane	ND	16	"	"	"	"	"	"	
Chloroethane	ND	8.0	"	"	"	"	"	"	
Trichlorofluoromethane (F11)	ND	5.6	"	"	"	"	"	"	
1,1-Dichloroethene	ND	4.0	"	"	"	"	"	"	
1,1,2-Trichlorotrifluoroethane (F113)	ND	7.7	"	"	"	"	"	"	
Methylene chloride (Dichloromethane)	ND	3.5	"	"	"	"	"	"	
Carbon disulfide	**20**	6.3	"	"	"	"	"	"	
trans-1,2-Dichloroethene	ND	8.0	"	"	"	"	"	"	
1,1-Dichloroethane	ND	4.1	"	"	"	"	"	"	
2-Butanone (MEK)	ND	30	"	"	"	"	"	"	
cis-1,2-Dichloroethene	ND	4.0	"	"	"	"	"	"	
Chloroform	ND	4.9	"	"	"	"	"	"	
1,1,1-Trichloroethane	ND	5.5	"	"	"	"	"	"	
1,2-Dichloroethane (EDC)	ND	4.1	"	"	"	"	"	"	
Benzene	ND	3.2	"	"	"	"	"	"	
Carbon tetrachloride	ND	6.4	"	"	"	"	"	"	
Trichloroethene	ND	5.5	"	"	"	"	"	"	
1,2-Dichloropropane	ND	9.4	"	"	"	"	"	"	
Bromodichloromethane	ND	6.8	"	"	"	"	"	"	
cis-1,3-Dichloropropene	ND	4.6	"	"	"	"	"	"	
4-Methyl-2-pentanone (MIBK)	ND	8.3	"	"	"	"	"	"	
trans-1,3-Dichloropropene	ND	4.6	"	"	"	"	"	"	
Toluene	**5.8**	3.8	"	"	"	"	"	"	
1,1,2-Trichloroethane	ND	5.5	"	"	"	"	"	"	
2-Hexanone (MBK)	ND	8.3	"	"	"	"	"	"	
Dibromochloromethane	ND	8.6	"	"	"	"	"	"	
Tetrachloroethene	**11**	6.9	"	"	"	"	"	"	
1,2-Dibromoethane (EDB)	ND	7.8	"	"	"	"	"	"	
1,1,1,2-Tetrachloroethane	ND	7.0	"	"	"	"	"	"	
Chlorobenzene	ND	4.7	"	"	"	"	"	"	
Ethylbenzene	ND	4.4	"	"	"	"	"	"	
m,p-Xylene	ND	8.8	"	"	"	"	"	"	
Styrene	ND	4.3	"	"	"	"	"	"	

H&P Mobile
Geochemistry Inc.

2470 Impala Drive
Carlsbad, CA 92010
760-804-9678 Phone
760-804-9159 Fax

Atlas Technical Consultants - Modesto	Project:	ATC050123-10	
1117 Lone Palm Ave., Suite 201B	Project Number:	KJMS	Reported:
Modesto, CA 95351	Project Manager:	Jeanne Homsey	04-May-23 12:58

Volatile Organic Compounds by EPA TO-15

H&P Mobile Geochemistry, Inc.

Analyte	Result	Reporting Limit	Units	Dilution Factor	Batch	Prepared	Analyzed	Method	Notes
SV9 s (E305002-07) Vapor Sampled: 27-Apr-23 Received: 01-May-23									
o-Xylene	ND	4.4	ug/m3	1	EE30309	03-May-23	03-May-23	EPA TO-15	
Bromoform	ND	10	"	"	"	"	"	"	
1,1,2,2-Tetrachloroethane	ND	7.0	"	"	"	"	"	"	
4-Ethyltoluene	ND	5.0	"	"	"	"	"	"	
1,3,5-Trimethylbenzene	ND	5.0	"	"	"	"	"	"	
1,2,4-Trimethylbenzene	ND	5.0	"	"	"	"	"	"	
1,3-Dichlorobenzene	ND	12	"	"	"	"	"	"	
1,4-Dichlorobenzene	ND	12	"	"	"	"	"	"	
1,2-Dichlorobenzene	ND	12	"	"	"	"	"	"	
1,2,4-Trichlorobenzene	ND	38	"	"	"	"	"	"	
Hexachlorobutadiene	ND	54	"	"	"	"	"	"	
Surrogate: 1,2-Dichloroethane-d4		*114 %*	*76-134*		"	"	"	"	
Surrogate: Toluene-d8		*104 %*	*78-125*		"	"	"	"	
Surrogate: 4-Bromofluorobenzene		*100 %*	*77-127*		"	"	"	"	
SV9 d (E305002-08) Vapor Sampled: 27-Apr-23 Received: 01-May-23									
1,1-Difluoroethane (LCC)	ND	5.5	ug/m3	1	EE30309	03-May-23	03-May-23	EPA TO-15	
Dichlorodifluoromethane (F12)	ND	5.0	"	"	"	"	"	"	
Chloromethane	ND	2.1	"	"	"	"	"	"	
Dichlorotetrafluoroethane (F114)	ND	7.1	"	"	"	"	"	"	
Vinyl chloride	ND	2.6	"	"	"	"	"	"	
Bromomethane	ND	16	"	"	"	"	"	"	
Chloroethane	ND	8.0	"	"	"	"	"	"	
Trichlorofluoromethane (F11)	ND	5.6	"	"	"	"	"	"	
1,1-Dichloroethene	ND	4.0	"	"	"	"	"	"	
1,1,2-Trichlorotrifluoroethane (F113)	ND	7.7	"	"	"	"	"	"	
Methylene chloride (Dichloromethane)	ND	3.5	"	"	"	"	"	"	
Carbon disulfide	ND	6.3	"	"	"	"	"	"	
trans-1,2-Dichloroethene	ND	8.0	"	"	"	"	"	"	
1,1-Dichloroethane	ND	4.1	"	"	"	"	"	"	
2-Butanone (MEK)	ND	30	"	"	"	"	"	"	
cis-1,2-Dichloroethene	ND	4.0	"	"	"	"	"	"	
Chloroform	ND	4.9	"	"	"	"	"	"	
1,1,1-Trichloroethane	ND	5.5	"	"	"	"	"	"	
1,2-Dichloroethane (EDC)	ND	4.1	"	"	"	"	"	"	
Benzene	**8.9**	3.2	"	"	"	"	"	"	
Carbon tetrachloride	ND	6.4	"	"	"	"	"	"	

H&P Mobile
Geochemistry Inc.

2470 Impala Drive
Carlsbad, CA 92010
760-804-9678 Phone
760-804-9159 Fax

Atlas Technical Consultants - Modesto	Project:	ATC050123-10	
1117 Lone Palm Ave., Suite 201B	Project Number:	KJMS	Reported:
Modesto, CA 95351	Project Manager:	Jeanne Homsey	04-May-23 12:58

Volatile Organic Compounds by EPA TO-15

H&P Mobile Geochemistry, Inc.

Analyte	Result	Reporting Limit	Units	Dilution Factor	Batch	Prepared	Analyzed	Method	Notes
SV9 d (E305002-08) Vapor Sampled: 27-Apr-23 Received: 01-May-23									
Trichloroethene	ND	5.5	ug/m3	1	EE30309	03-May-23	03-May-23	EPA TO-15	
1,2-Dichloropropane	ND	9.4	"	"	"	"	"	"	
Bromodichloromethane	ND	6.8	"	"	"	"	"	"	
cis-1,3-Dichloropropene	ND	4.6	"	"	"	"	"	"	
4-Methyl-2-pentanone (MIBK)	ND	8.3	"	"	"	"	"	"	
trans-1,3-Dichloropropene	ND	4.6	"	"	"	"	"	"	
Toluene	**8.3**	3.8	"	"	"	"	"	"	
1,1,2-Trichloroethane	ND	5.5	"	"	"	"	"	"	
2-Hexanone (MBK)	ND	8.3	"	"	"	"	"	"	
Dibromochloromethane	ND	8.6	"	"	"	"	"	"	
Tetrachloroethene	ND	6.9	"	"	"	"	"	"	
1,2-Dibromoethane (EDB)	ND	7.8	"	"	"	"	"	"	
1,1,1,2-Tetrachloroethane	ND	7.0	"	"	"	"	"	"	
Chlorobenzene	ND	4.7	"	"	"	"	"	"	
Ethylbenzene	ND	4.4	"	"	"	"	"	"	
m,p-Xylene	ND	8.8	"	"	"	"	"	"	
Styrene	ND	4.3	"	"	"	"	"	"	
o-Xylene	ND	4.4	"	"	"	"	"	"	
Bromoform	ND	10	"	"	"	"	"	"	
1,1,2,2-Tetrachloroethane	ND	7.0	"	"	"	"	"	"	
4-Ethyltoluene	ND	5.0	"	"	"	"	"	"	
1,3,5-Trimethylbenzene	ND	5.0	"	"	"	"	"	"	
1,2,4-Trimethylbenzene	ND	5.0	"	"	"	"	"	"	
1,3-Dichlorobenzene	ND	12	"	"	"	"	"	"	
1,4-Dichlorobenzene	ND	12	"	"	"	"	"	"	
1,2-Dichlorobenzene	ND	12	"	"	"	"	"	"	
1,2,4-Trichlorobenzene	ND	38	"	"	"	"	"	"	
Hexachlorobutadiene	ND	54	"	"	"	"	"	"	
Surrogate: 1,2-Dichloroethane-d4		*113 %*		*76-134*	"	"	"	"	
Surrogate: Toluene-d8		*106 %*		*78-125*	"	"	"	"	
Surrogate: 4-Bromofluorobenzene		*102 %*		*77-127*	"	"	"	"	

H&P Mobile
Geochemistry Inc.

2470 Impala Drive
Carlsbad, CA 92010
760-804-9678 Phone
760-804-9159 Fax

Atlas Technical Consultants - Modesto	Project: ATC050123-10	
1117 Lone Palm Ave., Suite 201B	Project Number: KJMS	Reported:
Modesto, CA 95351	Project Manager: Jeanne Homsey	04-May-23 12:58

Volatile Organic Compounds by EPA TO-15

H&P Mobile Geochemistry, Inc.

Analyte	Result	Reporting Limit	Units	Dilution Factor	Batch	Prepared	Analyzed	Method	Notes
SV10 s (E305002-09) Vapor Sampled: 27-Apr-23 Received: 01-May-23									
1,1-Difluoroethane (LCC)	ND	5.5	ug/m3	1	EE30309	03-May-23	03-May-23	EPA TO-15	
Dichlorodifluoromethane (F12)	ND	5.0	"	"	"	"	"	"	
Chloromethane	ND	2.1	"	"	"	"	"	"	
Dichlorotetrafluoroethane (F114)	ND	7.1	"	"	"	"	"	"	
Vinyl chloride	ND	2.6	"	"	"	"	"	"	
Bromomethane	ND	16	"	"	"	"	"	"	
Chloroethane	ND	8.0	"	"	"	"	"	"	
Trichlorofluoromethane (F11)	ND	5.6	"	"	"	"	"	"	
1,1-Dichloroethene	ND	4.0	"	"	"	"	"	"	
1,1,2-Trichlorotrifluoroethane (F113)	ND	7.7	"	"	"	"	"	"	
Methylene chloride (Dichloromethane)	ND	3.5	"	"	"	"	"	"	
Carbon disulfide	ND	6.3	"	"	"	"	"	"	
trans-1,2-Dichloroethene	ND	8.0	"	"	"	"	"	"	
1,1-Dichloroethane	ND	4.1	"	"	"	"	"	"	
2-Butanone (MEK)	ND	30	"	"	"	"	"	"	
cis-1,2-Dichloroethene	ND	4.0	"	"	"	"	"	"	
Chloroform	ND	4.9	"	"	"	"	"	"	
1,1,1-Trichloroethane	ND	5.5	"	"	"	"	"	"	
1,2-Dichloroethane (EDC)	ND	4.1	"	"	"	"	"	"	
Benzene	**5.0**	3.2	"	"	"	"	"	"	
Carbon tetrachloride	ND	6.4	"	"	"	"	"	"	
Trichloroethene	ND	5.5	"	"	"	"	"	"	
1,2-Dichloropropane	ND	9.4	"	"	"	"	"	"	
Bromodichloromethane	ND	6.8	"	"	"	"	"	"	
cis-1,3-Dichloropropene	ND	4.6	"	"	"	"	"	"	
4-Methyl-2-pentanone (MIBK)	ND	8.3	"	"	"	"	"	"	
trans-1,3-Dichloropropene	ND	4.6	"	"	"	"	"	"	
Toluene	**7.1**	3.8	"	"	"	"	"	"	
1,1,2-Trichloroethane	ND	5.5	"	"	"	"	"	"	
2-Hexanone (MBK)	ND	8.3	"	"	"	"	"	"	
Dibromochloromethane	ND	8.6	"	"	"	"	"	"	
Tetrachloroethene	**12**	6.9	"	"	"	"	"	"	
1,2-Dibromoethane (EDB)	ND	7.8	"	"	"	"	"	"	
1,1,1,2-Tetrachloroethane	ND	7.0	"	"	"	"	"	"	
Chlorobenzene	ND	4.7	"	"	"	"	"	"	
Ethylbenzene	ND	4.4	"	"	"	"	"	"	
m,p-Xylene	ND	8.8	"	"	"	"	"	"	
Styrene	ND	4.3	"	"	"	"	"	"	

H&P Mobile
Geochemistry Inc.

2470 Impala Drive
Carlsbad, CA 92010
760-804-9678 Phone
760-804-9159 Fax

Atlas Technical Consultants - Modesto	Project:	ATC050123-10	
1117 Lone Palm Ave., Suite 201B	Project Number:	KJMS	Reported:
Modesto, CA 95351	Project Manager:	Jeanne Homsey	04-May-23 12:58

Volatile Organic Compounds by EPA TO-15

H&P Mobile Geochemistry, Inc.

Analyte	Result	Reporting Limit	Units	Dilution Factor	Batch	Prepared	Analyzed	Method	Notes
SV10 s (E305002-09) Vapor Sampled: 27-Apr-23 Received: 01-May-23									
o-Xylene	ND	4.4	ug/m3	1	EE30309	03-May-23	03-May-23	EPA TO-15	
Bromoform	ND	10	"	"	"	"	"	"	
1,1,2,2-Tetrachloroethane	ND	7.0	"	"	"	"	"	"	
4-Ethyltoluene	ND	5.0	"	"	"	"	"	"	
1,3,5-Trimethylbenzene	ND	5.0	"	"	"	"	"	"	
1,2,4-Trimethylbenzene	ND	5.0	"	"	"	"	"	"	
1,3-Dichlorobenzene	ND	12	"	"	"	"	"	"	
1,4-Dichlorobenzene	ND	12	"	"	"	"	"	"	
1,2-Dichlorobenzene	ND	12	"	"	"	"	"	"	
1,2,4-Trichlorobenzene	ND	38	"	"	"	"	"	"	
Hexachlorobutadiene	ND	54	"	"	"	"	"	"	
Surrogate: 1,2-Dichloroethane-d4		*115 %*	*76-134*		"	"	"	"	
Surrogate: Toluene-d8		*105 %*	*78-125*		"	"	"	"	
Surrogate: 4-Bromofluorobenzene		*101 %*	*77-127*		"	"	"	"	
SV10 d (E305002-10) Vapor Sampled: 27-Apr-23 Received: 01-May-23									
1,1-Difluoroethane (LCC)	ND	5.5	ug/m3	1	EE30309	03-May-23	03-May-23	EPA TO-15	
Dichlorodifluoromethane (F12)	ND	5.0	"	"	"	"	"	"	
Chloromethane	ND	2.1	"	"	"	"	"	"	
Dichlorotetrafluoroethane (F114)	ND	7.1	"	"	"	"	"	"	
Vinyl chloride	ND	2.6	"	"	"	"	"	"	
Bromomethane	ND	16	"	"	"	"	"	"	
Chloroethane	ND	8.0	"	"	"	"	"	"	
Trichlorofluoromethane (F11)	**7.8**	5.6	"	"	"	"	"	"	
1,1-Dichloroethene	ND	4.0	"	"	"	"	"	"	
1,1,2-Trichlorotrifluoroethane (F113)	ND	7.7	"	"	"	"	"	"	
Methylene chloride (Dichloromethane)	ND	3.5	"	"	"	"	"	"	
Carbon disulfide	ND	6.3	"	"	"	"	"	"	
trans-1,2-Dichloroethene	ND	8.0	"	"	"	"	"	"	
1,1-Dichloroethane	ND	4.1	"	"	"	"	"	"	
2-Butanone (MEK)	ND	30	"	"	"	"	"	"	
cis-1,2-Dichloroethene	ND	4.0	"	"	"	"	"	"	
Chloroform	ND	4.9	"	"	"	"	"	"	
1,1,1-Trichloroethane	ND	5.5	"	"	"	"	"	"	
1,2-Dichloroethane (EDC)	ND	4.1	"	"	"	"	"	"	
Benzene	ND	3.2	"	"	"	"	"	"	
Carbon tetrachloride	ND	6.4	"	"	"	"	"	"	

H&P Mobile
Geochemistry Inc.

2470 Impala Drive
Carlsbad, CA 92010
760-804-9678 Phone
760-804-9159 Fax

Atlas Technical Consultants - Modesto	Project: ATC050123-10	
1117 Lone Palm Ave., Suite 201B	Project Number: KJMS	Reported:
Modesto, CA 95351	Project Manager: Jeanne Homsey	04-May-23 12:58

Volatile Organic Compounds by EPA TO-15

H&P Mobile Geochemistry, Inc.

Analyte	Result	Reporting Limit	Units	Dilution Factor	Batch	Prepared	Analyzed	Method	Notes
SV10 d (E305002-10) Vapor Sampled: 27-Apr-23 Received: 01-May-23									
Trichloroethene	ND	5.5	ug/m3	1	EE30309	03-May-23	03-May-23	EPA TO-15	
1,2-Dichloropropane	ND	9.4	"	"	"	"	"	"	
Bromodichloromethane	ND	6.8	"	"	"	"	"	"	
cis-1,3-Dichloropropene	ND	4.6	"	"	"	"	"	"	
4-Methyl-2-pentanone (MIBK)	ND	8.3	"	"	"	"	"	"	
trans-1,3-Dichloropropene	ND	4.6	"	"	"	"	"	"	
Toluene	ND	3.8	"	"	"	"	"	"	
1,1,2-Trichloroethane	ND	5.5	"	"	"	"	"	"	
2-Hexanone (MBK)	ND	8.3	"	"	"	"	"	"	
Dibromochloromethane	ND	8.6	"	"	"	"	"	"	
Tetrachloroethene	**11**	6.9	"	"	"	"	"	"	
1,2-Dibromoethane (EDB)	ND	7.8	"	"	"	"	"	"	
1,1,1,2-Tetrachloroethane	ND	7.0	"	"	"	"	"	"	
Chlorobenzene	ND	4.7	"	"	"	"	"	"	
Ethylbenzene	ND	4.4	"	"	"	"	"	"	
m,p-Xylene	ND	8.8	"	"	"	"	"	"	
Styrene	ND	4.3	"	"	"	"	"	"	
o-Xylene	ND	4.4	"	"	"	"	"	"	
Bromoform	ND	10	"	"	"	"	"	"	
1,1,2,2-Tetrachloroethane	ND	7.0	"	"	"	"	"	"	
4-Ethyltoluene	ND	5.0	"	"	"	"	"	"	
1,3,5-Trimethylbenzene	ND	5.0	"	"	"	"	"	"	
1,2,4-Trimethylbenzene	ND	5.0	"	"	"	"	"	"	
1,3-Dichlorobenzene	ND	12	"	"	"	"	"	"	
1,4-Dichlorobenzene	ND	12	"	"	"	"	"	"	
1,2-Dichlorobenzene	ND	12	"	"	"	"	"	"	
1,2,4-Trichlorobenzene	ND	38	"	"	"	"	"	"	
Hexachlorobutadiene	ND	54	"	"	"	"	"	"	
Surrogate: 1,2-Dichloroethane-d4		*112 %*		*76-134*	"	"	"	"	
Surrogate: Toluene-d8		*106 %*		*78-125*	"	"	"	"	
Surrogate: 4-Bromofluorobenzene		*99.7 %*		*77-127*	"	"	"	"	

H&P Mobile
Geochemistry Inc.

2470 Impala Drive
Carlsbad, CA 92010
760-804-9678 Phone
760-804-9159 Fax

Atlas Technical Consultants - Modesto	Project: ATC050123-10	
1117 Lone Palm Ave., Suite 201B	Project Number: KJMS	Reported:
Modesto, CA 95351	Project Manager: Jeanne Homsey	04-May-23 12:58

Volatile Organic Compounds by EPA TO-15

H&P Mobile Geochemistry, Inc.

Analyte	Result	Reporting Limit	Units	Dilution Factor	Batch	Prepared	Analyzed	Method	Notes
Dup (E305002-11) Vapor Sampled: 27-Apr-23 Received: 01-May-23									
1,1-Difluoroethane (LCC)	ND	5.5	ug/m3	1	EE30309	03-May-23	03-May-23	EPA TO-15	
Dichlorodifluoromethane (F12)	ND	5.0	"	"	"	"	"	"	
Chloromethane	**8.1**	2.1	"	"	"	"	"	"	
Dichlorotetrafluoroethane (F114)	ND	7.1	"	"	"	"	"	"	
Vinyl chloride	ND	2.6	"	"	"	"	"	"	
Bromomethane	ND	16	"	"	"	"	"	"	
Chloroethane	ND	8.0	"	"	"	"	"	"	
Trichlorofluoromethane (F11)	ND	5.6	"	"	"	"	"	"	
1,1-Dichloroethene	ND	4.0	"	"	"	"	"	"	
1,1,2-Trichlorotrifluoroethane (F113)	ND	7.7	"	"	"	"	"	"	
Methylene chloride (Dichloromethane)	ND	3.5	"	"	"	"	"	"	
Carbon disulfide	ND	6.3	"	"	"	"	"	"	
trans-1,2-Dichloroethene	ND	8.0	"	"	"	"	"	"	
1,1-Dichloroethane	ND	4.1	"	"	"	"	"	"	
2-Butanone (MEK)	ND	30	"	"	"	"	"	"	
cis-1,2-Dichloroethene	ND	4.0	"	"	"	"	"	"	
Chloroform	ND	4.9	"	"	"	"	"	"	
1,1,1-Trichloroethane	ND	5.5	"	"	"	"	"	"	
1,2-Dichloroethane (EDC)	ND	4.1	"	"	"	"	"	"	
Benzene	ND	3.2	"	"	"	"	"	"	
Carbon tetrachloride	ND	6.4	"	"	"	"	"	"	
Trichloroethene	ND	5.5	"	"	"	"	"	"	
1,2-Dichloropropane	ND	9.4	"	"	"	"	"	"	
Bromodichloromethane	ND	6.8	"	"	"	"	"	"	
cis-1,3-Dichloropropene	ND	4.6	"	"	"	"	"	"	
4-Methyl-2-pentanone (MIBK)	ND	8.3	"	"	"	"	"	"	
trans-1,3-Dichloropropene	ND	4.6	"	"	"	"	"	"	
Toluene	**5.7**	3.8	"	"	"	"	"	"	
1,1,2-Trichloroethane	ND	5.5	"	"	"	"	"	"	
2-Hexanone (MBK)	ND	8.3	"	"	"	"	"	"	
Dibromochloromethane	ND	8.6	"	"	"	"	"	"	
Tetrachloroethene	ND	6.9	"	"	"	"	"	"	
1,2-Dibromoethane (EDB)	ND	7.8	"	"	"	"	"	"	
1,1,1,2-Tetrachloroethane	ND	7.0	"	"	"	"	"	"	
Chlorobenzene	ND	4.7	"	"	"	"	"	"	
Ethylbenzene	ND	4.4	"	"	"	"	"	"	
m,p-Xylene	ND	8.8	"	"	"	"	"	"	
Styrene	ND	4.3	"	"	"	"	"	"	

H&P Mobile
Geochemistry Inc.

2470 Impala Drive
Carlsbad, CA 92010
760-804-9678 Phone
760-804-9159 Fax

Atlas Technical Consultants - Modesto	Project:	ATC050123-10	
1117 Lone Palm Ave., Suite 201B	Project Number:	KJMS	Reported:
Modesto, CA 95351	Project Manager:	Jeanne Homsey	04-May-23 12:58

Volatile Organic Compounds by EPA TO-15

H&P Mobile Geochemistry, Inc.

Analyte	Result	Reporting Limit	Units	Dilution Factor	Batch	Prepared	Analyzed	Method	Notes
Dup (E305002-11) Vapor Sampled: 27-Apr-23 Received: 01-May-23									
o-Xylene	ND	4.4	ug/m3	1	EE30309	03-May-23	03-May-23	EPA TO-15	
Bromoform	ND	10	"	"	"	"	"	"	
1,1,2,2-Tetrachloroethane	ND	7.0	"	"	"	"	"	"	
4-Ethyltoluene	ND	5.0	"	"	"	"	"	"	
1,3,5-Trimethylbenzene	ND	5.0	"	"	"	"	"	"	
1,2,4-Trimethylbenzene	ND	5.0	"	"	"	"	"	"	
1,3-Dichlorobenzene	ND	12	"	"	"	"	"	"	
1,4-Dichlorobenzene	ND	12	"	"	"	"	"	"	
1,2-Dichlorobenzene	ND	12	"	"	"	"	"	"	
1,2,4-Trichlorobenzene	ND	38	"	"	"	"	"	"	
Hexachlorobutadiene	ND	54	"	"	"	"	"	"	
Surrogate: 1,2-Dichloroethane-d4		*113 %*	*76-134*		"	"	"	"	
Surrogate: Toluene-d8		*104 %*	*78-125*		"	"	"	"	
Surrogate: 4-Bromofluorobenzene		*103 %*	*77-127*		"	"	"	"	

H&P Mobile
Geochemistry Inc.

2470 Impala Drive
Carlsbad, CA 92010
760-804-9678 Phone
760-804-9159 Fax

Atlas Technical Consultants - Modesto	Project: ATC050123-10	
1117 Lone Palm Ave., Suite 201B	Project Number: KJMS	Reported:
Modesto, CA 95351	Project Manager: Jeanne Homsey	04-May-23 12:58

Petroleum Hydrocarbon Analysis by EPA TO-15

H&P Mobile Geochemistry, Inc.

Analyte	Result	Reporting Limit	Units	Dilution Factor	Batch	Prepared	Analyzed	Method	Notes
SV6 s (E305002-01) Vapor Sampled: 27-Apr-23 Received: 01-May-23									
TPHv (C5 - C12)	**640**	100	ug/m3	1	EE30309	03-May-23	03-May-23	EPA TO-15	
SV6 d (E305002-02) Vapor Sampled: 27-Apr-23 Received: 01-May-23									
TPHv (C5 - C12)	**520**	100	ug/m3	1	EE30309	03-May-23	03-May-23	EPA TO-15	
SV7 s (E305002-03) Vapor Sampled: 27-Apr-23 Received: 01-May-23									
TPHv (C5 - C12)	**290**	100	ug/m3	1	EE30309	03-May-23	03-May-23	EPA TO-15	
SV7 d (E305002-04) Vapor Sampled: 27-Apr-23 Received: 01-May-23									
TPHv (C5 - C12)	**880**	100	ug/m3	1	EE30309	03-May-23	03-May-23	EPA TO-15	
SV8 s (E305002-05) Vapor Sampled: 27-Apr-23 Received: 01-May-23									
TPHv (C5 - C12)	**190**	100	ug/m3	1	EE30309	03-May-23	03-May-23	EPA TO-15	
SV8 d (E305002-06) Vapor Sampled: 27-Apr-23 Received: 01-May-23									
TPHv (C5 - C12)	**510**	100	ug/m3	1	EE30309	03-May-23	03-May-23	EPA TO-15	
SV9 s (E305002-07) Vapor Sampled: 27-Apr-23 Received: 01-May-23									
TPHv (C5 - C12)	**4100**	100	ug/m3	1	EE30309	03-May-23	03-May-23	EPA TO-15	GC-03
SV9 d (E305002-08) Vapor Sampled: 27-Apr-23 Received: 01-May-23									
TPHv (C5 - C12)	**560**	100	ug/m3	1	EE30309	03-May-23	03-May-23	EPA TO-15	
SV10 s (E305002-09) Vapor Sampled: 27-Apr-23 Received: 01-May-23									
TPHv (C5 - C12)	**580**	100	ug/m3	1	EE30309	03-May-23	03-May-23	EPA TO-15	

H&P Mobile
Geochemistry Inc.

2470 Impala Drive
Carlsbad, CA 92010
760-804-9678 Phone
760-804-9159 Fax

Atlas Technical Consultants - Modesto	Project: ATC050123-10	
1117 Lone Palm Ave., Suite 201B	Project Number: KJMS	Reported:
Modesto, CA 95351	Project Manager: Jeanne Homsey	04-May-23 12:58

Petroleum Hydrocarbon Analysis by EPA TO-15

H&P Mobile Geochemistry, Inc.

Analyte	Result	Reporting Limit	Units	Dilution Factor	Batch	Prepared	Analyzed	Method	Notes
SV10 d (E305002-10) Vapor Sampled: 27-Apr-23 Received: 01-May-23									
TPHv (C5 - C12)	**170**	100	ug/m3	1	EE30309	03-May-23	03-May-23	EPA TO-15	
Dup (E305002-11) Vapor Sampled: 27-Apr-23 Received: 01-May-23									
TPHv (C5 - C12)	**710**	100	ug/m3	1	EE30309	03-May-23	03-May-23	EPA TO-15	

H&P Mobile
Geochemistry Inc.

2470 Impala Drive
Carlsbad, CA 92010
760-804-9678 Phone
760-804-9159 Fax

Atlas Technical Consultants - Modesto	Project: ATC050123-10	
1117 Lone Palm Ave., Suite 201B	Project Number: KJMS	Reported:
Modesto, CA 95351	Project Manager: Jeanne Homsey	04-May-23 12:58

Volatile Organic Compounds by EPA TO-15 - Quality Control

H&P Mobile Geochemistry, Inc.

Analyte	Result	Reporting Limit	Units	Spike Level	Source Result	%REC	%REC Limits	RPD	RPD Limit	Notes
Batch EE30309 - TO-15										
Blank (EE30309-BLK1)				Prepared & Analyzed: 03-May-23						
1,1-Difluoroethane (LCC)	ND	5.5	ug/m3							
Dichlorodifluoromethane (F12)	ND	5.0	"							
Chloromethane	ND	2.1	"							
Dichlorotetrafluoroethane (F114)	ND	7.1	"							
Vinyl chloride	ND	2.6	"							
Bromomethane	ND	16	"							
Chloroethane	ND	8.0	"							
Trichlorofluoromethane (F11)	ND	5.6	"							
1,1-Dichloroethene	ND	4.0	"							
1,1,2-Trichlorotrifluoroethane (F113)	ND	7.7	"							
Methylene chloride (Dichloromethane)	ND	3.5	"							
Carbon disulfide	ND	6.3	"							
trans-1,2-Dichloroethene	ND	8.0	"							
1,1-Dichloroethane	ND	4.1	"							
2-Butanone (MEK)	ND	30	"							
cis-1,2-Dichloroethene	ND	4.0	"							
Chloroform	ND	4.9	"							
1,1,1-Trichloroethane	ND	5.5	"							
1,2-Dichloroethane (EDC)	ND	4.1	"							
Benzene	ND	3.2	"							
Carbon tetrachloride	ND	6.4	"							
Trichloroethene	ND	5.5	"							
1,2-Dichloropropane	ND	9.4	"							
Bromodichloromethane	ND	6.8	"							
cis-1,3-Dichloropropene	ND	4.6	"							
4-Methyl-2-pentanone (MIBK)	ND	8.3	"							
trans-1,3-Dichloropropene	ND	4.6	"							
Toluene	ND	3.8	"							
1,1,2-Trichloroethane	ND	5.5	"							
2-Hexanone (MBK)	ND	8.3	"							
Dibromochloromethane	ND	8.6	"							
Tetrachloroethene	ND	6.9	"							
1,2-Dibromoethane (EDB)	ND	7.8	"							
1,1,1,2-Tetrachloroethane	ND	7.0	"							

H&P Mobile
Geochemistry Inc.

2470 Impala Drive
Carlsbad, CA 92010
760-804-9678 Phone
760-804-9159 Fax

Atlas Technical Consultants - Modesto	Project: ATC050123-10	
1117 Lone Palm Ave., Suite 201B	Project Number: KJMS	Reported:
Modesto, CA 95351	Project Manager: Jeanne Homsey	04-May-23 12:58

Volatile Organic Compounds by EPA TO-15 - Quality Control

H&P Mobile Geochemistry, Inc.

Analyte	Result	Reporting Limit	Units	Spike Level	Source Result	%REC	%REC Limits	RPD	RPD Limit	Notes
Batch EE30309 - TO-15										
Blank (EE30309-BLK1)				Prepared & Analyzed: 03-May-23						
Chlorobenzene	ND	4.7	ug/m3							
Ethylbenzene	ND	4.4	"							
m,p-Xylene	ND	8.8	"							
Styrene	ND	4.3	"							
o-Xylene	ND	4.4	"							
Bromoform	ND	10	"							
1,1,2,2-Tetrachloroethane	ND	7.0	"							
4-Ethyltoluene	ND	5.0	"							
1,3,5-Trimethylbenzene	ND	5.0	"							
1,2,4-Trimethylbenzene	ND	5.0	"							
1,3-Dichlorobenzene	ND	12	"							
1,4-Dichlorobenzene	ND	12	"							
1,2-Dichlorobenzene	ND	12	"							
1,2,4-Trichlorobenzene	ND	38	"							
Hexachlorobutadiene	ND	54	"							
Surrogate: 1,2-Dichloroethane-d4	*237*		*"*	*214*		*111*	*76-134*			
Surrogate: Toluene-d8	*214*		*"*	*208*		*103*	*78-125*			
Surrogate: 4-Bromofluorobenzene	*348*		*"*	*363*		*96.0*	*77-127*			
LCS (EE30309-BS1)				Prepared & Analyzed: 03-May-23						
Dichlorodifluoromethane (F12)	120	5.0	ug/m3	101		119	59-128			
Vinyl chloride	63	2.6	"	52.0		120	64-127			
Chloroethane	63	8.0	"	53.6		118	63-127			
Trichlorofluoromethane (F11)	130	5.6	"	113		116	62-126			
1,1-Dichloroethene	82	4.0	"	80.8		101	61-133			
1,1,2-Trichlorotrifluoroethane (F113)	160	7.7	"	155		106	66-126			
Methylene chloride (Dichloromethane)	76	3.5	"	70.8		107	62-115			
trans-1,2-Dichloroethene	80	8.0	"	80.8		99.3	67-124			
1,1-Dichloroethane	86	4.1	"	82.4		105	68-126			
cis-1,2-Dichloroethene	79	4.0	"	80.0		99.1	70-121			
Chloroform	110	4.9	"	99.2		111	68-123			
1,1,1-Trichloroethane	120	5.5	"	111		108	68-125			
1,2-Dichloroethane (EDC)	96	4.1	"	82.4		116	65-128			

H&P Mobile
Geochemistry Inc.

2470 Impala Drive
Carlsbad, CA 92010
760-804-9678 Phone
760-804-9159 Fax

Atlas Technical Consultants - Modesto	Project: ATC050123-10	
1117 Lone Palm Ave., Suite 201B	Project Number: KJMS	Reported:
Modesto, CA 95351	Project Manager: Jeanne Homsey	04-May-23 12:58

Volatile Organic Compounds by EPA TO-15 - Quality Control

H&P Mobile Geochemistry, Inc.

Analyte	Result	Reporting Limit	Units	Spike Level	Source Result	%REC	%REC Limits	RPD	RPD Limit	Notes
Batch EE30309 - TO-15										
LCS (EE30309-BS1)				Prepared & Analyzed: 03-May-23						
Benzene	65	3.2	ug/m3	64.8		99.7	69-119			
Carbon tetrachloride	150	6.4	"	128		114	68-132			
Trichloroethene	120	5.5	"	110		114	71-123			
Toluene	79	3.8	"	76.8		103	66-119			
1,1,2-Trichloroethane	120	5.5	"	111		112	73-119			
Tetrachloroethene	140	6.9	"	138		103	66-124			
1,1,1,2-Tetrachloroethane	140	7.0	"	140		102	67-129			
Ethylbenzene	83	4.4	"	88.4		94.0	70-124			
m,p-Xylene	82	8.8	"	88.4		92.9	61-134			
o-Xylene	89	4.4	"	88.4		101	67-125			
1,1,2,2-Tetrachloroethane	140	7.0	"	140		98.0	65-127			
Surrogate: 1,2-Dichloroethane-d4	*254*		*"*	*214*		*119*	*76-134*			
Surrogate: Toluene-d8	*211*		*"*	*208*		*102*	*78-125*			
Surrogate: 4-Bromofluorobenzene	*378*		*"*	*363*		*104*	*77-127*			

H&P Mobile
Geochemistry Inc.

2470 Impala Drive
Carlsbad, CA 92010
760-804-9678 Phone
760-804-9159 Fax

Atlas Technical Consultants - Modesto	Project: ATC050123-10	
1117 Lone Palm Ave., Suite 201B	Project Number: KJMS	Reported:
Modesto, CA 95351	Project Manager: Jeanne Homsey	04-May-23 12:58

Petroleum Hydrocarbon Analysis by EPA TO-15 - Quality Control

H&P Mobile Geochemistry, Inc.

Analyte	Result	Reporting Limit	Units	Spike Level	Source Result	%REC	%REC Limits	RPD	RPD Limit	Notes
Batch EE30309 - TO-15										
Blank (EE30309-BLK1)				Prepared & Analyzed: 03-May-23						
TPHv (C5 - C12)	ND	100	ug/m3							

H&P Mobile
Geochemistry Inc.

2470 Impala Drive
Carlsbad, CA 92010
760-804-9678 Phone
760-804-9159 Fax

Atlas Technical Consultants - Modesto	Project:	ATC050123-10	
1117 Lone Palm Ave., Suite 201B	Project Number:	KJMS	Reported:
Modesto, CA 95351	Project Manager:	Jeanne Homsey	04-May-23 12:58

Notes and Definitions

GC-03	The result for this hydrocarbon is elevated due to the presence of single analyte peak(s) in the quantitation range.
LCC	Leak Check Compound
ND	Analyte NOT DETECTED at or above the reporting limit
MDL	Method Detection Limit
%REC	Percent Recovery
RPD	Relative Percent Difference

All soil results are reported in wet weight.

Appendix

H&P Mobile Geochemistry, Inc. is approved as an Environmental Testing Laboratory and Mobile Laboratory in accordance with the DoD-ELAP Program and ISO/IEC 17025:2005 programs through PJLA, accreditation number 69070 for EPA Method TO-15, EPA Method 8260B and H&P 8260SV.

H&P is approved by the State of California as an Environmental Laboratory and Mobile Laboratory in conformance with the Environmental Laboratory Accreditation Program (ELAP) for the category of Volatile and Semi-Volatile Organic Chemistry of Hazardous Waste, certification numbers 2740, 2741, 2743 & 2745.

H&P is approved by the State of Louisiana Department of Environmental Quality under the National Environmental Laboratory Accreditation Conference (NELAC) certification number 04138

The complete list of stationary and mobile laboratory certifications along with the fields of testing (FOTs) and analyte lists are available at www.handpmg.com/about/certifications.

H&P Mobile Geochemistry, Inc.
2470 Impala Drive, Carlsbad, CA 92010
& Field Office - Signal Hill, CA
W handpmg.com E info@handpmg.com
P 760.804.9678 F 760.804.9159

VAPOR / AIR Chain of Custody

DATE: 4-27-23
Page 1 of 2

Lab Client and Project Information

Lab Client/Consultant: Atlas Technical	Project Name / #: KJMS
Lab Client Project Manager: Jeanne Hamsey	Project Location: Arden-Arcade, CA
Lab Client Address: 1117 Lone Palm Ave, Suite 201B	Report E-Mail(s): jeanne.hamsey@oneatlas.com
Lab Client City, State, Zip: Modesto, CA 95351	jim.Kundert@oneatlas.com
Phone Number: 209-579-2221	

Sample Receipt (Lab Use Only)

Date Rec'd: 5/1/23	Control #: 230208.01
H&P Project #: ATC050123-1D	
Lab Work Order #: E305002	
Sample Intact: ☒ Yes ☐ No ☐ See Notes Below	
Receipt Gauge ID: 61210	Temp: RT
Outside Lab:	
Receipt Notes/Tracking #: 1293TTL01905dd6471	
Lab PM Initials: SM	

Reporting Requirements

☒ Standard Report ☐ Level III ☐ Level IV
☐ Excel EDD ☐ Other EDD:
☐ CA Geotracker Global ID:

Turnaround Time

☐ **Standard** (7 days for preliminary report, 10 days for final report)
☒ **Rush** (specify): 3-day

Sampler Information

Sampler(s): Jim Kundert
Signature:
Date: 4-27-2023

Additional Instructions to Laboratory:

* by EOD 5/4

** Preferred VOC units (please choose one):*
☐ µg/L ☒ µg/m³ ☐ ppbv ☐ ppmv

SAMPLE NAME	FIELD POINT NAME (if applicable)	DATE mm/dd/yy	TIME 24hr clock	SAMPLE TYPE Indoor Air (IA), Ambient Air (AA), Subslab (SS), Soil Vapor (SV)	CONTAINER SIZE & TYPE 400mL/1L/6L Summa, Tedlar, Tube, etc.	CONTAINER ID (###)	Lab use only: Receipt Vac	VOCs Standard Full List ☐ 8260SV ☒ TO-15	VOCs Short List / Project List ☐ 8260SV ☐ TO-15	Oxygenates ☐ 8260SV ☐ TO-15	Naphthalene ☐ 8260SV ☐ TO-15	TPHv as Gas ☐ 8260SVm ☒ TO-15m	Aromatic/Aliphatic Fractions ☐ 8260SVm ☐ TO-15m	Leak Check Compound ☒ DFA ☐ IPA ☐ He	Methane by EPA 8015m	Fixed Gases by ASTM D1945 ☐ CO2 ☐ O2 ☐ N2			
SV6 s	SV6	04/27/23	1126	SV	400 mL	221	-3	X				X		X					
SV6 d	SV6	↓	1135	↓	↓	036	-2	↓				↓		↓					
SV7 s	SV7	↓	1159	↓	↓	059	-2	↓				↓		↓					
SV7 d	SV7	↓	1201	↓	↓	121	-4	↓				↓		↓					
SV8 s	SV8	↓	1256	↓	↓	093	-4	↓				↓		↓					
SV8 d	SV8	↓	1259	↓	↓	123	-5	↓				↓		↓					
SV9 s	SV9	↓	1417	↓	↓	209	-3	↓				↓		↓					
SV9 d	SV9	↓	1425	↓	↓	147	-5	↓				↓		↓					
SV10 s	SV10	↓	1440	↓	↓	133	-4	↓				↓		↓					
SV10 d	SV10	↓	1444	↓	↓	146	-4	↓				↓		↓					

Approved/Relinquished by:	Company: Atlas	Date: 4-27-23	Time: 1520	Received by:	Company: UPS	Date:	Time:
Approved/Relinquished by:	Company: UPS	Date:	Time:	Received by:	Company: H&P	Date: 5/1/23	Time: 1150
Approved/Relinquished by:	Company:	Date:	Time:	Received by:	Company:	Date:	Time:

*Approval constitutes as authorization to proceed with analysis and acceptance of conditions on back

H&P Mobile Geochemistry, Inc.
2470 Impala Drive, Carlsbad, CA 92010
& Field Office - Signal Hill, CA
W handpmg.com E info@handpmg.com
P 760.804.9678 F 760.804.9159

VAPOR / AIR Chain of Custody

DATE: 4-27-23

Lab Client and Project Information

Lab Client/Consultant: Atlas Technical	Project Name / #: KJMS
Lab Client Project Manager: Jeanne Homsey	Project Location: Arden-Arcade, CA
Lab Client Address: 1117 Lone Palm Ave, Suite 201B	Report E-Mail(s):
Lab Client City, State, Zip: Modesto, CA 95351	
Phone Number: 209-579-2221	

Sample Receipt (Lab Use Only)

Date Rec'd: 5/1/23	Control #: 230208.01
H&P Project #: ATC05D123-10	
Lab Work Order #: E305002	
Sample Intact: ☒ Yes ☐ No ☐ See Notes Below	
Receipt Gauge ID: 61210	Temp: RT
Outside Lab:	
Receipt Notes/Tracking #: 1Z931T6190506606471	
Lab PM Initials: SM	

Reporting Requirements	Turnaround Time	Sampler Information
☒ Standard Report ☐ Level III ☐ Level IV	☐ **Standard** (7 days for preliminary report, 10 days for final report)	Sampler(s): Jim Kundert
☐ Excel EDD ☐ Other EDD:	☒ **Rush** (specify): 3-day	Signature:
☐ CA Geotracker Global ID:		Date: 4-27-2023

Additional Instructions to Laboratory: * by EOD 5/4

** Preferred VOC units (please choose one):*
☐ µg/L ☒ µg/m³ ☐ ppbv ☐ ppmv

SAMPLE NAME	FIELD POINT NAME (if applicable)	DATE mm/dd/yy	TIME 24hr clock	SAMPLE TYPE Indoor Air (IA), Ambient Air (AA), Subslab (SS), Soil Vapor (SV)	CONTAINER SIZE & TYPE 400mL/1L/6L Summa, Tedlar, Tube, etc.	CONTAINER ID (###)	Lab use only: Receipt Vac	VOCs Standard Full List ☐ 8260SV ☒ TO-15	VOCs Short List / Project List ☐ 8260SV ☐ TO-15	Oxygenates ☐ 8260SV ☐ TO-15	Naphthalene ☐ 8260SV ☐ TO-15	TPHv as Gas ☐ 8260SV/m ☒ TO-15m	Aromatic/Aliphatic Fractions ☐ 8260SV/m ☐ TO-15m	Leak Check Compound ☒ DFA ☐ IPA ☐ He	Methane by EPA 8015m	Fixed Gases by ASTM D1945 ☐ CO2 ☐ O2 ☐ N2			
Dup		04/27/23		SV	400 mL	253	-2	X				X		X					

Approved/Relinquished by:	Company:	Date:	Time:	Received by:	Company:	Date:	Time:
[signature]	Atlas	4-27-23	1520	UPS			
Approved/Relinquished by:	Company:	Date:	Time:	Received by:	Company:	Date:	Time:
	UPS			[signature]	H&P	5/1/23	1130
Approved/Relinquished by:	Company:	Date:	Time:	Received by:	Company:	Date:	Time:

*Approval constitutes as authorization to proceed with analysis and acceptance of conditions on back

H&P Mobile Geochemistry Inc.

08 May 2023

Jeanne Homsey
Atlas Technical Consultants - Modesto
1117 Lone Palm Ave., Suite 201B
Modesto, CA 95351

H&P Project: ATC050323-11
Client Project: KJMS

Dear Jeanne Homsey:

Enclosed is the analytical report for the above referenced project. The data herein applies to samples as received by H&P Mobile Geochemistry, Inc. on 03-May-23 which were analyzed in accordance with the attached Chain of Custody record(s).

The results for all sample analyses and required QA/QC analyses are presented in the following sections and summarized in the documents:

- Sample Summary
- Case Narrative (if applicable)
- Sample Results
- Quality Control Summary
- Notes and Definitions / Appendix
- Chain of Custody
- Sampling Logs (if applicable)

Unless otherwise noted, I certify that all analyses were performed and reviewed in compliance with our Quality Systems Manual and Standard Operating Procedures. This report shall not be reproduced, except in full, without the written approval of H&P Mobile Geochemistry, Inc.

We at H&P Mobile Geochemistry, Inc. sincerely appreciate the opportunity to provide analytical services to you on this project. If you have any questions or concerns regarding this analytical report, please contact me at your convenience at 760-804-9678.

Sincerely,

Lisa Eminhizer
Laboratory Director

H&P Mobile Geochemistry, Inc. is certified under the California ELAP and the National Environmental Laboratory Accreditation Conference (NELAC) for the fields of proficiency and analytes listed on those certificates. H& P is approved as an Environmental Testing Laboratory in accordance with the DoD-ELAP Program and ISO/IEC 17025:2005 programs for the fields of proficiency and analytes included in the certification process and to the extent offered by the accreditation agency. Unless otherwise noted, accreditation certificate numbers, expiration of certificates, and scope of accreditation can be found at: www.handpmg.com/about/certifications. Fields of services and analytes contained in this report that are not listed on the certificates should be considered uncertified or unavailable for certification.

H&P Mobile
Geochemistry Inc.

2470 Impala Drive
Carlsbad, CA 92010
760-804-9678 Phone
760-804-9159 Fax

Atlas Technical Consultants - Modesto	Project: ATC050323-11	
1117 Lone Palm Ave., Suite 201B	Project Number: KJMS	Reported:
Modesto, CA 95351	Project Manager: Jeanne Homsey	08-May-23 15:10

ANALYTICAL REPORT FOR SAMPLES

Sample ID	Laboratory ID	Matrix	Date Sampled	Date Received
SV11 s	E305011-01	Vapor	01-May-23	03-May-23
SV11 d	E305011-02	Vapor	01-May-23	03-May-23
SV12 s	E305011-03	Vapor	01-May-23	03-May-23
SV12 d	E305011-04	Vapor	01-May-23	03-May-23
SV13 s	E305011-05	Vapor	01-May-23	03-May-23
SV13 d	E305011-06	Vapor	01-May-23	03-May-23
SV14 s	E305011-07	Vapor	01-May-23	03-May-23
SV14 d	E305011-08	Vapor	01-May-23	03-May-23
SV15 s	E305011-09	Vapor	01-May-23	03-May-23
SV15 d	E305011-10	Vapor	01-May-23	03-May-23
DUP 3	E305011-11	Vapor	01-May-23	03-May-23

H&P Mobile
Geochemistry Inc.

2470 Impala Drive
Carlsbad, CA 92010
760-804-9678 Phone
760-804-9159 Fax

Atlas Technical Consultants - Modesto	Project: ATC050323-11	
1117 Lone Palm Ave., Suite 201B	Project Number: KJMS	Reported:
Modesto, CA 95351	Project Manager: Jeanne Homsey	08-May-23 15:10

DETECTIONS SUMMARY

Sample ID: **SV11 s** Laboratory ID: **E305011-01**

Analyte	Result	Reporting Limit	Units	Method	Notes
Toluene	**5.5**	3.8	ug/m3	EPA TO-15	

Sample ID: **SV11 d** Laboratory ID: **E305011-02**

Analyte	Result	Reporting Limit	Units	Method	Notes
Benzene	**8.6**	3.2	ug/m3	EPA TO-15	
Toluene	**12**	3.8	ug/m3	EPA TO-15	
TPHv (C5 - C12)	**1900**	100	ug/m3	EPA TO-15	

Sample ID: **SV12 s** Laboratory ID: **E305011-03**

Analyte	Result	Reporting Limit	Units	Method	Notes
Chloromethane	**2.7**	2.1	ug/m3	EPA TO-15	
Toluene	**5.6**	3.8	ug/m3	EPA TO-15	
TPHv (C5 - C12)	**110**	100	ug/m3	EPA TO-15	

Sample ID: **SV12 d** Laboratory ID: **E305011-04**

Analyte	Result	Reporting Limit	Units	Method	Notes
Benzene	**3.7**	3.2	ug/m3	EPA TO-15	
Toluene	**5.6**	3.8	ug/m3	EPA TO-15	
TPHv (C5 - C12)	**1600**	100	ug/m3	EPA TO-15	

Sample ID: **SV13 s** Laboratory ID: **E305011-05**

Analyte	Result	Reporting Limit	Units	Method	Notes
Carbon disulfide	**22**	6.3	ug/m3	EPA TO-15	
2-Butanone (MEK)	**350**	30	ug/m3	EPA TO-15	
Chloroform	**63**	4.9	ug/m3	EPA TO-15	
Benzene	**82**	3.2	ug/m3	EPA TO-15	
4-Methyl-2-pentanone (MIBK)	**35**	8.3	ug/m3	EPA TO-15	
Toluene	**47**	3.8	ug/m3	EPA TO-15	
Ethylbenzene	**5.8**	4.4	ug/m3	EPA TO-15	
m,p-Xylene	**27**	8.8	ug/m3	EPA TO-15	
Styrene	**100**	4.3	ug/m3	EPA TO-15	
o-Xylene	**8.3**	4.4	ug/m3	EPA TO-15	
TPHv (C5 - C12)	**17000**	510	ug/m3	EPA TO-15	

H&P Mobile
Geochemistry Inc.

2470 Impala Drive
Carlsbad, CA 92010
760-804-9678 Phone
760-804-9159 Fax

Atlas Technical Consultants - Modesto	Project: ATC050323-11	
1117 Lone Palm Ave., Suite 201B	Project Number: KJMS	Reported:
Modesto, CA 95351	Project Manager: Jeanne Homsey	08-May-23 15:10

Sample ID: **SV13 d** Laboratory ID: **E305011-06**

Analyte	Result	Reporting Limit	Units	Method	Notes
Benzene	**8.7**	3.2	ug/m3	EPA TO-15	
Toluene	**12**	3.8	ug/m3	EPA TO-15	
TPHv (C5 - C12)	**1200**	100	ug/m3	EPA TO-15	

Sample ID: **SV14 s** Laboratory ID: **E305011-07**

Analyte	Result	Reporting Limit	Units	Method	Notes
Trichlorofluoromethane (F11)	**10**	5.6	ug/m3	EPA TO-15	
Carbon disulfide	**14**	6.3	ug/m3	EPA TO-15	
Benzene	**25**	3.2	ug/m3	EPA TO-15	
Toluene	**27**	3.8	ug/m3	EPA TO-15	
Ethylbenzene	**5.8**	4.4	ug/m3	EPA TO-15	
TPHv (C5 - C12)	**2400**	100	ug/m3	EPA TO-15	

Sample ID: **SV14 d** Laboratory ID: **E305011-08**

Analyte	Result	Reporting Limit	Units	Method	Notes
Trichlorofluoromethane (F11)	**30**	5.6	ug/m3	EPA TO-15	
Benzene	**9.7**	3.2	ug/m3	EPA TO-15	
Toluene	**11**	3.8	ug/m3	EPA TO-15	
TPHv (C5 - C12)	**1000**	100	ug/m3	EPA TO-15	

Sample ID: **SV15 s** Laboratory ID: **E305011-09**

Analyte	Result	Reporting Limit	Units	Method	Notes
Benzene	**15**	3.2	ug/m3	EPA TO-15	
Toluene	**15**	3.8	ug/m3	EPA TO-15	
TPHv (C5 - C12)	**1200**	100	ug/m3	EPA TO-15	

Sample ID: **SV15 d** Laboratory ID: **E305011-10**

Analyte	Result	Reporting Limit	Units	Method	Notes
Benzene	**17**	3.2	ug/m3	EPA TO-15	
Toluene	**17**	3.8	ug/m3	EPA TO-15	
Ethylbenzene	**4.4**	4.4	ug/m3	EPA TO-15	
TPHv (C5 - C12)	**1500**	100	ug/m3	EPA TO-15	

H&P Mobile
Geochemistry Inc.

2470 Impala Drive
Carlsbad, CA 92010
760-804-9678 Phone
760-804-9159 Fax

Atlas Technical Consultants - Modesto	Project:	ATC050323-11	
1117 Lone Palm Ave., Suite 201B	Project Number:	KJMS	Reported:
Modesto, CA 95351	Project Manager:	Jeanne Homsey	08-May-23 15:10

Sample ID: **DUP 3** Laboratory ID: **E305011-11**

Analyte	Result	Reporting Limit	Units	Method	Notes
TPHv (C5 - C12)	**210**	100	ug/m3	EPA TO-15	

H&P Mobile
Geochemistry Inc.

2470 Impala Drive
Carlsbad, CA 92010
760-804-9678 Phone
760-804-9159 Fax

Atlas Technical Consultants - Modesto	Project: ATC050323-11	
1117 Lone Palm Ave., Suite 201B	Project Number: KJMS	Reported:
Modesto, CA 95351	Project Manager: Jeanne Homsey	08-May-23 15:10

Volatile Organic Compounds by EPA TO-15

H&P Mobile Geochemistry, Inc.

Analyte	Result	Reporting Limit	Units	Dilution Factor	Batch	Prepared	Analyzed	Method	Notes
SV11 s (E305011-01) Vapor Sampled: 01-May-23 Received: 03-May-23									
1,1-Difluoroethane (LCC)	ND	5.5	ug/m3	1	EE30503	05-May-23	05-May-23	EPA TO-15	
Dichlorodifluoromethane (F12)	ND	5.0	"	"	"	"	"	"	
Chloromethane	ND	2.1	"	"	"	"	"	"	
Dichlorotetrafluoroethane (F114)	ND	7.1	"	"	"	"	"	"	
Vinyl chloride	ND	2.6	"	"	"	"	"	"	
Bromomethane	ND	16	"	"	"	"	"	"	
Chloroethane	ND	8.0	"	"	"	"	"	"	
Trichlorofluoromethane (F11)	ND	5.6	"	"	"	"	"	"	
1,1-Dichloroethene	ND	4.0	"	"	"	"	"	"	
1,1,2-Trichlorotrifluoroethane (F113)	ND	7.7	"	"	"	"	"	"	
Methylene chloride (Dichloromethane)	ND	3.5	"	"	"	"	"	"	
Carbon disulfide	ND	6.3	"	"	"	"	"	"	
trans-1,2-Dichloroethene	ND	8.0	"	"	"	"	"	"	
1,1-Dichloroethane	ND	4.1	"	"	"	"	"	"	
2-Butanone (MEK)	ND	30	"	"	"	"	"	"	
cis-1,2-Dichloroethene	ND	4.0	"	"	"	"	"	"	
Chloroform	ND	4.9	"	"	"	"	"	"	
1,1,1-Trichloroethane	ND	5.5	"	"	"	"	"	"	
1,2-Dichloroethane (EDC)	ND	4.1	"	"	"	"	"	"	
Benzene	ND	3.2	"	"	"	"	"	"	
Carbon tetrachloride	ND	6.4	"	"	"	"	"	"	
Trichloroethene	ND	5.5	"	"	"	"	"	"	
1,2-Dichloropropane	ND	9.4	"	"	"	"	"	"	
Bromodichloromethane	ND	6.8	"	"	"	"	"	"	
cis-1,3-Dichloropropene	ND	4.6	"	"	"	"	"	"	
4-Methyl-2-pentanone (MIBK)	ND	8.3	"	"	"	"	"	"	
trans-1,3-Dichloropropene	ND	4.6	"	"	"	"	"	"	
Toluene	**5.5**	3.8	"	"	"	"	"	"	
1,1,2-Trichloroethane	ND	5.5	"	"	"	"	"	"	
2-Hexanone (MBK)	ND	8.3	"	"	"	"	"	"	
Dibromochloromethane	ND	8.6	"	"	"	"	"	"	
Tetrachloroethene	ND	6.9	"	"	"	"	"	"	
1,2-Dibromoethane (EDB)	ND	7.8	"	"	"	"	"	"	
1,1,1,2-Tetrachloroethane	ND	7.0	"	"	"	"	"	"	
Chlorobenzene	ND	4.7	"	"	"	"	"	"	
Ethylbenzene	ND	4.4	"	"	"	"	"	"	
m,p-Xylene	ND	8.8	"	"	"	"	"	"	
Styrene	ND	4.3	"	"	"	"	"	"	

H&P Mobile
Geochemistry Inc.

2470 Impala Drive
Carlsbad, CA 92010
760-804-9678 Phone
760-804-9159 Fax

Atlas Technical Consultants - Modesto	Project:	ATC050323-11	
1117 Lone Palm Ave., Suite 201B	Project Number:	KJMS	Reported:
Modesto, CA 95351	Project Manager:	Jeanne Homsey	08-May-23 15:10

Volatile Organic Compounds by EPA TO-15

H&P Mobile Geochemistry, Inc.

Analyte	Result	Reporting Limit	Units	Dilution Factor	Batch	Prepared	Analyzed	Method	Notes
SV11 s (E305011-01) Vapor Sampled: 01-May-23 Received: 03-May-23									
o-Xylene	ND	4.4	ug/m3	1	EE30503	05-May-23	05-May-23	EPA TO-15	
Bromoform	ND	10	"	"	"	"	"	"	
1,1,2,2-Tetrachloroethane	ND	7.0	"	"	"	"	"	"	
4-Ethyltoluene	ND	5.0	"	"	"	"	"	"	
1,3,5-Trimethylbenzene	ND	5.0	"	"	"	"	"	"	
1,2,4-Trimethylbenzene	ND	5.0	"	"	"	"	"	"	
1,3-Dichlorobenzene	ND	12	"	"	"	"	"	"	
1,4-Dichlorobenzene	ND	12	"	"	"	"	"	"	
1,2-Dichlorobenzene	ND	12	"	"	"	"	"	"	
1,2,4-Trichlorobenzene	ND	38	"	"	"	"	"	"	
Hexachlorobutadiene	ND	54	"	"	"	"	"	"	
Surrogate: 1,2-Dichloroethane-d4		*115 %*	*76-134*		"	"	"	"	
Surrogate: Toluene-d8		*106 %*	*78-125*		"	"	"	"	
Surrogate: 4-Bromofluorobenzene		*95.0 %*	*77-127*		"	"	"	"	
SV11 d (E305011-02) Vapor Sampled: 01-May-23 Received: 03-May-23									
1,1-Difluoroethane (LCC)	ND	5.5	ug/m3	1	EE30503	05-May-23	05-May-23	EPA TO-15	
Dichlorodifluoromethane (F12)	ND	5.0	"	"	"	"	"	"	
Chloromethane	ND	2.1	"	"	"	"	"	"	
Dichlorotetrafluoroethane (F114)	ND	7.1	"	"	"	"	"	"	
Vinyl chloride	ND	2.6	"	"	"	"	"	"	
Bromomethane	ND	16	"	"	"	"	"	"	
Chloroethane	ND	8.0	"	"	"	"	"	"	
Trichlorofluoromethane (F11)	ND	5.6	"	"	"	"	"	"	
1,1-Dichloroethene	ND	4.0	"	"	"	"	"	"	
1,1,2-Trichlorotrifluoroethane (F113)	ND	7.7	"	"	"	"	"	"	
Methylene chloride (Dichloromethane)	ND	3.5	"	"	"	"	"	"	
Carbon disulfide	ND	6.3	"	"	"	"	"	"	
trans-1,2-Dichloroethene	ND	8.0	"	"	"	"	"	"	
1,1-Dichloroethane	ND	4.1	"	"	"	"	"	"	
2-Butanone (MEK)	ND	30	"	"	"	"	"	"	
cis-1,2-Dichloroethene	ND	4.0	"	"	"	"	"	"	
Chloroform	ND	4.9	"	"	"	"	"	"	
1,1,1-Trichloroethane	ND	5.5	"	"	"	"	"	"	
1,2-Dichloroethane (EDC)	ND	4.1	"	"	"	"	"	"	
Benzene	**8.6**	3.2	"	"	"	"	"	"	
Carbon tetrachloride	ND	6.4	"	"	"	"	"	"	

H&P Mobile
Geochemistry Inc.

2470 Impala Drive
Carlsbad, CA 92010
760-804-9678 Phone
760-804-9159 Fax

Atlas Technical Consultants - Modesto	Project: ATC050323-11	
1117 Lone Palm Ave., Suite 201B	Project Number: KJMS	Reported:
Modesto, CA 95351	Project Manager: Jeanne Homsey	08-May-23 15:10

Volatile Organic Compounds by EPA TO-15

H&P Mobile Geochemistry, Inc.

Analyte	Result	Reporting Limit	Units	Dilution Factor	Batch	Prepared	Analyzed	Method	Notes
SV11 d (E305011-02) Vapor Sampled: 01-May-23 Received: 03-May-23									
Trichloroethene	ND	5.5	ug/m3	1	EE30503	05-May-23	05-May-23	EPA TO-15	
1,2-Dichloropropane	ND	9.4	"	"	"	"	"	"	
Bromodichloromethane	ND	6.8	"	"	"	"	"	"	
cis-1,3-Dichloropropene	ND	4.6	"	"	"	"	"	"	
4-Methyl-2-pentanone (MIBK)	ND	8.3	"	"	"	"	"	"	
trans-1,3-Dichloropropene	ND	4.6	"	"	"	"	"	"	
Toluene	**12**	3.8	"	"	"	"	"	"	
1,1,2-Trichloroethane	ND	5.5	"	"	"	"	"	"	
2-Hexanone (MBK)	ND	8.3	"	"	"	"	"	"	
Dibromochloromethane	ND	8.6	"	"	"	"	"	"	
Tetrachloroethene	ND	6.9	"	"	"	"	"	"	
1,2-Dibromoethane (EDB)	ND	7.8	"	"	"	"	"	"	
1,1,1,2-Tetrachloroethane	ND	7.0	"	"	"	"	"	"	
Chlorobenzene	ND	4.7	"	"	"	"	"	"	
Ethylbenzene	ND	4.4	"	"	"	"	"	"	
m,p-Xylene	ND	8.8	"	"	"	"	"	"	
Styrene	ND	4.3	"	"	"	"	"	"	
o-Xylene	ND	4.4	"	"	"	"	"	"	
Bromoform	ND	10	"	"	"	"	"	"	
1,1,2,2-Tetrachloroethane	ND	7.0	"	"	"	"	"	"	
4-Ethyltoluene	ND	5.0	"	"	"	"	"	"	
1,3,5-Trimethylbenzene	ND	5.0	"	"	"	"	"	"	
1,2,4-Trimethylbenzene	ND	5.0	"	"	"	"	"	"	
1,3-Dichlorobenzene	ND	12	"	"	"	"	"	"	
1,4-Dichlorobenzene	ND	12	"	"	"	"	"	"	
1,2-Dichlorobenzene	ND	12	"	"	"	"	"	"	
1,2,4-Trichlorobenzene	ND	38	"	"	"	"	"	"	
Hexachlorobutadiene	ND	54	"	"	"	"	"	"	
Surrogate: 1,2-Dichloroethane-d4		*116 %*		*76-134*	"	"	"	"	
Surrogate: Toluene-d8		*107 %*		*78-125*	"	"	"	"	
Surrogate: 4-Bromofluorobenzene		*101 %*		*77-127*	"	"	"	"	

H&P Mobile
Geochemistry Inc.

2470 Impala Drive
Carlsbad, CA 92010
760-804-9678 Phone
760-804-9159 Fax

Atlas Technical Consultants - Modesto	Project: ATC050323-11	
1117 Lone Palm Ave., Suite 201B	Project Number: KJMS	Reported:
Modesto, CA 95351	Project Manager: Jeanne Homsey	08-May-23 15:10

Volatile Organic Compounds by EPA TO-15

H&P Mobile Geochemistry, Inc.

Analyte	Result	Reporting Limit	Units	Dilution Factor	Batch	Prepared	Analyzed	Method	Notes
SV12 s (E305011-03) Vapor Sampled: 01-May-23 Received: 03-May-23									
1,1-Difluoroethane (LCC)	ND	5.5	ug/m3	1	EE30503	05-May-23	05-May-23	EPA TO-15	
Dichlorodifluoromethane (F12)	ND	5.0	"	"	"	"	"	"	
Chloromethane	**2.7**	2.1	"	"	"	"	"	"	
Dichlorotetrafluoroethane (F114)	ND	7.1	"	"	"	"	"	"	
Vinyl chloride	ND	2.6	"	"	"	"	"	"	
Bromomethane	ND	16	"	"	"	"	"	"	
Chloroethane	ND	8.0	"	"	"	"	"	"	
Trichlorofluoromethane (F11)	ND	5.6	"	"	"	"	"	"	
1,1-Dichloroethene	ND	4.0	"	"	"	"	"	"	
1,1,2-Trichlorotrifluoroethane (F113)	ND	7.7	"	"	"	"	"	"	
Methylene chloride (Dichloromethane)	ND	3.5	"	"	"	"	"	"	
Carbon disulfide	ND	6.3	"	"	"	"	"	"	
trans-1,2-Dichloroethene	ND	8.0	"	"	"	"	"	"	
1,1-Dichloroethane	ND	4.1	"	"	"	"	"	"	
2-Butanone (MEK)	ND	30	"	"	"	"	"	"	
cis-1,2-Dichloroethene	ND	4.0	"	"	"	"	"	"	
Chloroform	ND	4.9	"	"	"	"	"	"	
1,1,1-Trichloroethane	ND	5.5	"	"	"	"	"	"	
1,2-Dichloroethane (EDC)	ND	4.1	"	"	"	"	"	"	
Benzene	ND	3.2	"	"	"	"	"	"	
Carbon tetrachloride	ND	6.4	"	"	"	"	"	"	
Trichloroethene	ND	5.5	"	"	"	"	"	"	
1,2-Dichloropropane	ND	9.4	"	"	"	"	"	"	
Bromodichloromethane	ND	6.8	"	"	"	"	"	"	
cis-1,3-Dichloropropene	ND	4.6	"	"	"	"	"	"	
4-Methyl-2-pentanone (MIBK)	ND	8.3	"	"	"	"	"	"	
trans-1,3-Dichloropropene	ND	4.6	"	"	"	"	"	"	
Toluene	**5.6**	3.8	"	"	"	"	"	"	
1,1,2-Trichloroethane	ND	5.5	"	"	"	"	"	"	
2-Hexanone (MBK)	ND	8.3	"	"	"	"	"	"	
Dibromochloromethane	ND	8.6	"	"	"	"	"	"	
Tetrachloroethene	ND	6.9	"	"	"	"	"	"	
1,2-Dibromoethane (EDB)	ND	7.8	"	"	"	"	"	"	
1,1,1,2-Tetrachloroethane	ND	7.0	"	"	"	"	"	"	
Chlorobenzene	ND	4.7	"	"	"	"	"	"	
Ethylbenzene	ND	4.4	"	"	"	"	"	"	
m,p-Xylene	ND	8.8	"	"	"	"	"	"	
Styrene	ND	4.3	"	"	"	"	"	"	

H&P Mobile
Geochemistry Inc.

2470 Impala Drive
Carlsbad, CA 92010
760-804-9678 Phone
760-804-9159 Fax

Atlas Technical Consultants - Modesto	Project:	ATC050323-11	
1117 Lone Palm Ave., Suite 201B	Project Number:	KJMS	Reported:
Modesto, CA 95351	Project Manager:	Jeanne Homsey	08-May-23 15:10

Volatile Organic Compounds by EPA TO-15

H&P Mobile Geochemistry, Inc.

Analyte	Result	Reporting Limit	Units	Dilution Factor	Batch	Prepared	Analyzed	Method	Notes
SV12 s (E305011-03) Vapor Sampled: 01-May-23 Received: 03-May-23									
o-Xylene	ND	4.4	ug/m3	1	EE30503	05-May-23	05-May-23	EPA TO-15	
Bromoform	ND	10	"	"	"	"	"	"	
1,1,2,2-Tetrachloroethane	ND	7.0	"	"	"	"	"	"	
4-Ethyltoluene	ND	5.0	"	"	"	"	"	"	
1,3,5-Trimethylbenzene	ND	5.0	"	"	"	"	"	"	
1,2,4-Trimethylbenzene	ND	5.0	"	"	"	"	"	"	
1,3-Dichlorobenzene	ND	12	"	"	"	"	"	"	
1,4-Dichlorobenzene	ND	12	"	"	"	"	"	"	
1,2-Dichlorobenzene	ND	12	"	"	"	"	"	"	
1,2,4-Trichlorobenzene	ND	38	"	"	"	"	"	"	
Hexachlorobutadiene	ND	54	"	"	"	"	"	"	
Surrogate: 1,2-Dichloroethane-d4		*113 %*	*76-134*		"	"	"	"	
Surrogate: Toluene-d8		*102 %*	*78-125*		"	"	"	"	
Surrogate: 4-Bromofluorobenzene		*97.7 %*	*77-127*		"	"	"	"	
SV12 d (E305011-04) Vapor Sampled: 01-May-23 Received: 03-May-23									
1,1-Difluoroethane (LCC)	ND	5.5	ug/m3	1	EE30503	05-May-23	05-May-23	EPA TO-15	
Dichlorodifluoromethane (F12)	ND	5.0	"	"	"	"	"	"	
Chloromethane	ND	2.1	"	"	"	"	"	"	
Dichlorotetrafluoroethane (F114)	ND	7.1	"	"	"	"	"	"	
Vinyl chloride	ND	2.6	"	"	"	"	"	"	
Bromomethane	ND	16	"	"	"	"	"	"	
Chloroethane	ND	8.0	"	"	"	"	"	"	
Trichlorofluoromethane (F11)	ND	5.6	"	"	"	"	"	"	
1,1-Dichloroethene	ND	4.0	"	"	"	"	"	"	
1,1,2-Trichlorotrifluoroethane (F113)	ND	7.7	"	"	"	"	"	"	
Methylene chloride (Dichloromethane)	ND	3.5	"	"	"	"	"	"	
Carbon disulfide	ND	6.3	"	"	"	"	"	"	
trans-1,2-Dichloroethene	ND	8.0	"	"	"	"	"	"	
1,1-Dichloroethane	ND	4.1	"	"	"	"	"	"	
2-Butanone (MEK)	ND	30	"	"	"	"	"	"	
cis-1,2-Dichloroethene	ND	4.0	"	"	"	"	"	"	
Chloroform	ND	4.9	"	"	"	"	"	"	
1,1,1-Trichloroethane	ND	5.5	"	"	"	"	"	"	
1,2-Dichloroethane (EDC)	ND	4.1	"	"	"	"	"	"	
Benzene	**3.7**	3.2	"	"	"	"	"	"	
Carbon tetrachloride	ND	6.4	"	"	"	"	"	"	

H&P Mobile
Geochemistry Inc.

2470 Impala Drive
Carlsbad, CA 92010
760-804-9678 Phone
760-804-9159 Fax

Atlas Technical Consultants - Modesto	Project:	ATC050323-11	
1117 Lone Palm Ave., Suite 201B	Project Number:	KJMS	Reported:
Modesto, CA 95351	Project Manager:	Jeanne Homsey	08-May-23 15:10

Volatile Organic Compounds by EPA TO-15

H&P Mobile Geochemistry, Inc.

Analyte	Result	Reporting Limit	Units	Dilution Factor	Batch	Prepared	Analyzed	Method	Notes
SV12 d (E305011-04) Vapor Sampled: 01-May-23 Received: 03-May-23									
Trichloroethene	ND	5.5	ug/m3	1	EE30503	05-May-23	05-May-23	EPA TO-15	
1,2-Dichloropropane	ND	9.4	"	"	"	"	"	"	
Bromodichloromethane	ND	6.8	"	"	"	"	"	"	
cis-1,3-Dichloropropene	ND	4.6	"	"	"	"	"	"	
4-Methyl-2-pentanone (MIBK)	ND	8.3	"	"	"	"	"	"	
trans-1,3-Dichloropropene	ND	4.6	"	"	"	"	"	"	
Toluene	**5.6**	3.8	"	"	"	"	"	"	
1,1,2-Trichloroethane	ND	5.5	"	"	"	"	"	"	
2-Hexanone (MBK)	ND	8.3	"	"	"	"	"	"	
Dibromochloromethane	ND	8.6	"	"	"	"	"	"	
Tetrachloroethene	ND	6.9	"	"	"	"	"	"	
1,2-Dibromoethane (EDB)	ND	7.8	"	"	"	"	"	"	
1,1,1,2-Tetrachloroethane	ND	7.0	"	"	"	"	"	"	
Chlorobenzene	ND	4.7	"	"	"	"	"	"	
Ethylbenzene	ND	4.4	"	"	"	"	"	"	
m,p-Xylene	ND	8.8	"	"	"	"	"	"	
Styrene	ND	4.3	"	"	"	"	"	"	
o-Xylene	ND	4.4	"	"	"	"	"	"	
Bromoform	ND	10	"	"	"	"	"	"	
1,1,2,2-Tetrachloroethane	ND	7.0	"	"	"	"	"	"	
4-Ethyltoluene	ND	5.0	"	"	"	"	"	"	
1,3,5-Trimethylbenzene	ND	5.0	"	"	"	"	"	"	
1,2,4-Trimethylbenzene	ND	5.0	"	"	"	"	"	"	
1,3-Dichlorobenzene	ND	12	"	"	"	"	"	"	
1,4-Dichlorobenzene	ND	12	"	"	"	"	"	"	
1,2-Dichlorobenzene	ND	12	"	"	"	"	"	"	
1,2,4-Trichlorobenzene	ND	38	"	"	"	"	"	"	
Hexachlorobutadiene	ND	54	"	"	"	"	"	"	
Surrogate: 1,2-Dichloroethane-d4		*114 %*		*76-134*	"	"	"	"	
Surrogate: Toluene-d8		*106 %*		*78-125*	"	"	"	"	
Surrogate: 4-Bromofluorobenzene		*98.3 %*		*77-127*	"	"	"	"	

H&P Mobile
Geochemistry Inc.

2470 Impala Drive
Carlsbad, CA 92010
760-804-9678 Phone
760-804-9159 Fax

Atlas Technical Consultants - Modesto	Project: ATC050323-11	
1117 Lone Palm Ave., Suite 201B	Project Number: KJMS	Reported:
Modesto, CA 95351	Project Manager: Jeanne Homsey	08-May-23 15:10

Volatile Organic Compounds by EPA TO-15

H&P Mobile Geochemistry, Inc.

Analyte	Result	Reporting Limit	Units	Dilution Factor	Batch	Prepared	Analyzed	Method	Notes
SV13 s (E305011-05) Vapor Sampled: 01-May-23 Received: 03-May-23									
1,1-Difluoroethane (LCC)	ND	5.5	ug/m3	1	EE30503	05-May-23	05-May-23	EPA TO-15	
Dichlorodifluoromethane (F12)	ND	5.0	"	"	"	"	"	"	
Chloromethane	ND	2.1	"	"	"	"	"	"	
Dichlorotetrafluoroethane (F114)	ND	7.1	"	"	"	"	"	"	
Vinyl chloride	ND	2.6	"	"	"	"	"	"	
Bromomethane	ND	16	"	"	"	"	"	"	
Chloroethane	ND	8.0	"	"	"	"	"	"	
Trichlorofluoromethane (F11)	ND	5.6	"	"	"	"	"	"	
1,1-Dichloroethene	ND	4.0	"	"	"	"	"	"	
1,1,2-Trichlorotrifluoroethane (F113)	ND	7.7	"	"	"	"	"	"	
Methylene chloride (Dichloromethane)	ND	3.5	"	"	"	"	"	"	
Carbon disulfide	**22**	6.3	"	"	"	"	"	"	
trans-1,2-Dichloroethene	ND	8.0	"	"	"	"	"	"	
1,1-Dichloroethane	ND	4.1	"	"	"	"	"	"	
2-Butanone (MEK)	**350**	30	"	"	"	"	"	"	
cis-1,2-Dichloroethene	ND	4.0	"	"	"	"	"	"	
Chloroform	**63**	4.9	"	"	"	"	"	"	
1,1,1-Trichloroethane	ND	5.5	"	"	"	"	"	"	
1,2-Dichloroethane (EDC)	ND	4.1	"	"	"	"	"	"	
Benzene	**82**	3.2	"	"	"	"	"	"	
Carbon tetrachloride	ND	6.4	"	"	"	"	"	"	
Trichloroethene	ND	5.5	"	"	"	"	"	"	
1,2-Dichloropropane	ND	9.4	"	"	"	"	"	"	
Bromodichloromethane	ND	6.8	"	"	"	"	"	"	
cis-1,3-Dichloropropene	ND	4.6	"	"	"	"	"	"	
4-Methyl-2-pentanone (MIBK)	**35**	8.3	"	"	"	"	"	"	
trans-1,3-Dichloropropene	ND	4.6	"	"	"	"	"	"	
Toluene	**47**	3.8	"	"	"	"	"	"	
1,1,2-Trichloroethane	ND	5.5	"	"	"	"	"	"	
2-Hexanone (MBK)	ND	8.3	"	"	"	"	"	"	
Dibromochloromethane	ND	8.6	"	"	"	"	"	"	
Tetrachloroethene	ND	6.9	"	"	"	"	"	"	
1,2-Dibromoethane (EDB)	ND	7.8	"	"	"	"	"	"	
1,1,1,2-Tetrachloroethane	ND	7.0	"	"	"	"	"	"	
Chlorobenzene	ND	4.7	"	"	"	"	"	"	
Ethylbenzene	**5.8**	4.4	"	"	"	"	"	"	
m,p-Xylene	**27**	8.8	"	"	"	"	"	"	
Styrene	**100**	4.3	"	"	"	"	"	"	

H&P Mobile
Geochemistry Inc.

2470 Impala Drive
Carlsbad, CA 92010
760-804-9678 Phone
760-804-9159 Fax

Atlas Technical Consultants - Modesto	Project:	ATC050323-11	
1117 Lone Palm Ave., Suite 201B	Project Number:	KJMS	Reported:
Modesto, CA 95351	Project Manager:	Jeanne Homsey	08-May-23 15:10

Volatile Organic Compounds by EPA TO-15

H&P Mobile Geochemistry, Inc.

Analyte	Result	Reporting Limit	Units	Dilution Factor	Batch	Prepared	Analyzed	Method	Notes
SV13 s (E305011-05) Vapor Sampled: 01-May-23 Received: 03-May-23									
o-Xylene	**8.3**	4.4	ug/m3	1	EE30503	05-May-23	05-May-23	EPA TO-15	
Bromoform	ND	10	"	"	"	"	"	"	
1,1,2,2-Tetrachloroethane	ND	7.0	"	"	"	"	"	"	
4-Ethyltoluene	ND	5.0	"	"	"	"	"	"	
1,3,5-Trimethylbenzene	ND	5.0	"	"	"	"	"	"	
1,2,4-Trimethylbenzene	ND	5.0	"	"	"	"	"	"	
1,3-Dichlorobenzene	ND	12	"	"	"	"	"	"	
1,4-Dichlorobenzene	ND	12	"	"	"	"	"	"	
1,2-Dichlorobenzene	ND	12	"	"	"	"	"	"	
1,2,4-Trichlorobenzene	ND	38	"	"	"	"	"	"	
Hexachlorobutadiene	ND	54	"	"	"	"	"	"	
Surrogate: 1,2-Dichloroethane-d4		*116 %*	*76-134*		"	"	"	"	
Surrogate: Toluene-d8		*108 %*	*78-125*		"	"	"	"	
Surrogate: 4-Bromofluorobenzene		*98.0 %*	*77-127*		"	"	"	"	
SV13 d (E305011-06) Vapor Sampled: 01-May-23 Received: 03-May-23									
1,1-Difluoroethane (LCC)	ND	5.5	ug/m3	1	EE30503	05-May-23	05-May-23	EPA TO-15	
Dichlorodifluoromethane (F12)	ND	5.0	"	"	"	"	"	"	
Chloromethane	ND	2.1	"	"	"	"	"	"	
Dichlorotetrafluoroethane (F114)	ND	7.1	"	"	"	"	"	"	
Vinyl chloride	ND	2.6	"	"	"	"	"	"	
Bromomethane	ND	16	"	"	"	"	"	"	
Chloroethane	ND	8.0	"	"	"	"	"	"	
Trichlorofluoromethane (F11)	ND	5.6	"	"	"	"	"	"	
1,1-Dichloroethene	ND	4.0	"	"	"	"	"	"	
1,1,2-Trichlorotrifluoroethane (F113)	ND	7.7	"	"	"	"	"	"	
Methylene chloride (Dichloromethane)	ND	3.5	"	"	"	"	"	"	
Carbon disulfide	ND	6.3	"	"	"	"	"	"	
trans-1,2-Dichloroethene	ND	8.0	"	"	"	"	"	"	
1,1-Dichloroethane	ND	4.1	"	"	"	"	"	"	
2-Butanone (MEK)	ND	30	"	"	"	"	"	"	
cis-1,2-Dichloroethene	ND	4.0	"	"	"	"	"	"	
Chloroform	ND	4.9	"	"	"	"	"	"	
1,1,1-Trichloroethane	ND	5.5	"	"	"	"	"	"	
1,2-Dichloroethane (EDC)	ND	4.1	"	"	"	"	"	"	
Benzene	**8.7**	3.2	"	"	"	"	"	"	
Carbon tetrachloride	ND	6.4	"	"	"	"	"	"	

H&P Mobile
Geochemistry Inc.

2470 Impala Drive
Carlsbad, CA 92010
760-804-9678 Phone
760-804-9159 Fax

Atlas Technical Consultants - Modesto	Project:	ATC050323-11	
1117 Lone Palm Ave., Suite 201B	Project Number:	KJMS	Reported:
Modesto, CA 95351	Project Manager:	Jeanne Homsey	08-May-23 15:10

Volatile Organic Compounds by EPA TO-15

H&P Mobile Geochemistry, Inc.

Analyte	Result	Reporting Limit	Units	Dilution Factor	Batch	Prepared	Analyzed	Method	Notes
SV13 d (E305011-06) Vapor Sampled: 01-May-23 Received: 03-May-23									
Trichloroethene	ND	5.5	ug/m3	1	EE30503	05-May-23	05-May-23	EPA TO-15	
1,2-Dichloropropane	ND	9.4	"	"	"	"	"	"	
Bromodichloromethane	ND	6.8	"	"	"	"	"	"	
cis-1,3-Dichloropropene	ND	4.6	"	"	"	"	"	"	
4-Methyl-2-pentanone (MIBK)	ND	8.3	"	"	"	"	"	"	
trans-1,3-Dichloropropene	ND	4.6	"	"	"	"	"	"	
Toluene	**12**	3.8	"	"	"	"	"	"	
1,1,2-Trichloroethane	ND	5.5	"	"	"	"	"	"	
2-Hexanone (MBK)	ND	8.3	"	"	"	"	"	"	
Dibromochloromethane	ND	8.6	"	"	"	"	"	"	
Tetrachloroethene	ND	6.9	"	"	"	"	"	"	
1,2-Dibromoethane (EDB)	ND	7.8	"	"	"	"	"	"	
1,1,1,2-Tetrachloroethane	ND	7.0	"	"	"	"	"	"	
Chlorobenzene	ND	4.7	"	"	"	"	"	"	
Ethylbenzene	ND	4.4	"	"	"	"	"	"	
m,p-Xylene	ND	8.8	"	"	"	"	"	"	
Styrene	ND	4.3	"	"	"	"	"	"	
o-Xylene	ND	4.4	"	"	"	"	"	"	
Bromoform	ND	10	"	"	"	"	"	"	
1,1,2,2-Tetrachloroethane	ND	7.0	"	"	"	"	"	"	
4-Ethyltoluene	ND	5.0	"	"	"	"	"	"	
1,3,5-Trimethylbenzene	ND	5.0	"	"	"	"	"	"	
1,2,4-Trimethylbenzene	ND	5.0	"	"	"	"	"	"	
1,3-Dichlorobenzene	ND	12	"	"	"	"	"	"	
1,4-Dichlorobenzene	ND	12	"	"	"	"	"	"	
1,2-Dichlorobenzene	ND	12	"	"	"	"	"	"	
1,2,4-Trichlorobenzene	ND	38	"	"	"	"	"	"	
Hexachlorobutadiene	ND	54	"	"	"	"	"	"	
Surrogate: 1,2-Dichloroethane-d4		*107 %*		*76-134*	"	"	"	"	
Surrogate: Toluene-d8		*105 %*		*78-125*	"	"	"	"	
Surrogate: 4-Bromofluorobenzene		*105 %*		*77-127*	"	"	"	"	

H&P Mobile
Geochemistry Inc.

2470 Impala Drive
Carlsbad, CA 92010
760-804-9678 Phone
760-804-9159 Fax

Atlas Technical Consultants - Modesto	Project: ATC050323-11	
1117 Lone Palm Ave., Suite 201B	Project Number: KJMS	Reported:
Modesto, CA 95351	Project Manager: Jeanne Homsey	08-May-23 15:10

Volatile Organic Compounds by EPA TO-15

H&P Mobile Geochemistry, Inc.

Analyte	Result	Reporting Limit	Units	Dilution Factor	Batch	Prepared	Analyzed	Method	Notes
SV14 s (E305011-07) Vapor Sampled: 01-May-23 Received: 03-May-23									
1,1-Difluoroethane (LCC)	ND	5.5	ug/m3	1	EE30503	05-May-23	05-May-23	EPA TO-15	
Dichlorodifluoromethane (F12)	ND	5.0	"	"	"	"	"	"	
Chloromethane	ND	2.1	"	"	"	"	"	"	
Dichlorotetrafluoroethane (F114)	ND	7.1	"	"	"	"	"	"	
Vinyl chloride	ND	2.6	"	"	"	"	"	"	
Bromomethane	ND	16	"	"	"	"	"	"	
Chloroethane	ND	8.0	"	"	"	"	"	"	
Trichlorofluoromethane (F11)	**10**	5.6	"	"	"	"	"	"	
1,1-Dichloroethene	ND	4.0	"	"	"	"	"	"	
1,1,2-Trichlorotrifluoroethane (F113)	ND	7.7	"	"	"	"	"	"	
Methylene chloride (Dichloromethane)	ND	3.5	"	"	"	"	"	"	
Carbon disulfide	**14**	6.3	"	"	"	"	"	"	
trans-1,2-Dichloroethene	ND	8.0	"	"	"	"	"	"	
1,1-Dichloroethane	ND	4.1	"	"	"	"	"	"	
2-Butanone (MEK)	ND	30	"	"	"	"	"	"	
cis-1,2-Dichloroethene	ND	4.0	"	"	"	"	"	"	
Chloroform	ND	4.9	"	"	"	"	"	"	
1,1,1-Trichloroethane	ND	5.5	"	"	"	"	"	"	
1,2-Dichloroethane (EDC)	ND	4.1	"	"	"	"	"	"	
Benzene	**25**	3.2	"	"	"	"	"	"	
Carbon tetrachloride	ND	6.4	"	"	"	"	"	"	
Trichloroethene	ND	5.5	"	"	"	"	"	"	
1,2-Dichloropropane	ND	9.4	"	"	"	"	"	"	
Bromodichloromethane	ND	6.8	"	"	"	"	"	"	
cis-1,3-Dichloropropene	ND	4.6	"	"	"	"	"	"	
4-Methyl-2-pentanone (MIBK)	ND	8.3	"	"	"	"	"	"	
trans-1,3-Dichloropropene	ND	4.6	"	"	"	"	"	"	
Toluene	**27**	3.8	"	"	"	"	"	"	
1,1,2-Trichloroethane	ND	5.5	"	"	"	"	"	"	
2-Hexanone (MBK)	ND	8.3	"	"	"	"	"	"	
Dibromochloromethane	ND	8.6	"	"	"	"	"	"	
Tetrachloroethene	ND	6.9	"	"	"	"	"	"	
1,2-Dibromoethane (EDB)	ND	7.8	"	"	"	"	"	"	
1,1,1,2-Tetrachloroethane	ND	7.0	"	"	"	"	"	"	
Chlorobenzene	ND	4.7	"	"	"	"	"	"	
Ethylbenzene	**5.8**	4.4	"	"	"	"	"	"	
m,p-Xylene	ND	8.8	"	"	"	"	"	"	
Styrene	ND	4.3	"	"	"	"	"	"	

H&P Mobile
Geochemistry Inc.

2470 Impala Drive
Carlsbad, CA 92010
760-804-9678 Phone
760-804-9159 Fax

Atlas Technical Consultants - Modesto	Project:	ATC050323-11	
1117 Lone Palm Ave., Suite 201B	Project Number:	KJMS	Reported:
Modesto, CA 95351	Project Manager:	Jeanne Homsey	08-May-23 15:10

Volatile Organic Compounds by EPA TO-15

H&P Mobile Geochemistry, Inc.

Analyte	Result	Reporting Limit	Units	Dilution Factor	Batch	Prepared	Analyzed	Method	Notes
SV14 s (E305011-07) Vapor Sampled: 01-May-23 Received: 03-May-23									
o-Xylene	ND	4.4	ug/m3	1	EE30503	05-May-23	05-May-23	EPA TO-15	
Bromoform	ND	10	"	"	"	"	"	"	
1,1,2,2-Tetrachloroethane	ND	7.0	"	"	"	"	"	"	
4-Ethyltoluene	ND	5.0	"	"	"	"	"	"	
1,3,5-Trimethylbenzene	ND	5.0	"	"	"	"	"	"	
1,2,4-Trimethylbenzene	ND	5.0	"	"	"	"	"	"	
1,3-Dichlorobenzene	ND	12	"	"	"	"	"	"	
1,4-Dichlorobenzene	ND	12	"	"	"	"	"	"	
1,2-Dichlorobenzene	ND	12	"	"	"	"	"	"	
1,2,4-Trichlorobenzene	ND	38	"	"	"	"	"	"	
Hexachlorobutadiene	ND	54	"	"	"	"	"	"	
Surrogate: 1,2-Dichloroethane-d4		*110 %*	*76-134*		"	"	"	"	
Surrogate: Toluene-d8		*105 %*	*78-125*		"	"	"	"	
Surrogate: 4-Bromofluorobenzene		*103 %*	*77-127*		"	"	"	"	
SV14 d (E305011-08) Vapor Sampled: 01-May-23 Received: 03-May-23									
1,1-Difluoroethane (LCC)	ND	5.5	ug/m3	1	EE30503	05-May-23	05-May-23	EPA TO-15	
Dichlorodifluoromethane (F12)	ND	5.0	"	"	"	"	"	"	
Chloromethane	ND	2.1	"	"	"	"	"	"	
Dichlorotetrafluoroethane (F114)	ND	7.1	"	"	"	"	"	"	
Vinyl chloride	ND	2.6	"	"	"	"	"	"	
Bromomethane	ND	16	"	"	"	"	"	"	
Chloroethane	ND	8.0	"	"	"	"	"	"	
Trichlorofluoromethane (F11)	**30**	5.6	"	"	"	"	"	"	
1,1-Dichloroethene	ND	4.0	"	"	"	"	"	"	
1,1,2-Trichlorotrifluoroethane (F113)	ND	7.7	"	"	"	"	"	"	
Methylene chloride (Dichloromethane)	ND	3.5	"	"	"	"	"	"	
Carbon disulfide	ND	6.3	"	"	"	"	"	"	
trans-1,2-Dichloroethene	ND	8.0	"	"	"	"	"	"	
1,1-Dichloroethane	ND	4.1	"	"	"	"	"	"	
2-Butanone (MEK)	ND	30	"	"	"	"	"	"	
cis-1,2-Dichloroethene	ND	4.0	"	"	"	"	"	"	
Chloroform	ND	4.9	"	"	"	"	"	"	
1,1,1-Trichloroethane	ND	5.5	"	"	"	"	"	"	
1,2-Dichloroethane (EDC)	ND	4.1	"	"	"	"	"	"	
Benzene	**9.7**	3.2	"	"	"	"	"	"	
Carbon tetrachloride	ND	6.4	"	"	"	"	"	"	

H&P Mobile
Geochemistry Inc.

2470 Impala Drive
Carlsbad, CA 92010
760-804-9678 Phone
760-804-9159 Fax

Atlas Technical Consultants - Modesto	Project:	ATC050323-11	
1117 Lone Palm Ave., Suite 201B	Project Number:	KJMS	Reported:
Modesto, CA 95351	Project Manager:	Jeanne Homsey	08-May-23 15:10

Volatile Organic Compounds by EPA TO-15

H&P Mobile Geochemistry, Inc.

Analyte	Result	Reporting Limit	Units	Dilution Factor	Batch	Prepared	Analyzed	Method	Notes
SV14 d (E305011-08) Vapor Sampled: 01-May-23 Received: 03-May-23									
Trichloroethene	ND	5.5	ug/m3	1	EE30503	05-May-23	05-May-23	EPA TO-15	
1,2-Dichloropropane	ND	9.4	"	"	"	"	"	"	
Bromodichloromethane	ND	6.8	"	"	"	"	"	"	
cis-1,3-Dichloropropene	ND	4.6	"	"	"	"	"	"	
4-Methyl-2-pentanone (MIBK)	ND	8.3	"	"	"	"	"	"	
trans-1,3-Dichloropropene	ND	4.6	"	"	"	"	"	"	
Toluene	**11**	3.8	"	"	"	"	"	"	
1,1,2-Trichloroethane	ND	5.5	"	"	"	"	"	"	
2-Hexanone (MBK)	ND	8.3	"	"	"	"	"	"	
Dibromochloromethane	ND	8.6	"	"	"	"	"	"	
Tetrachloroethene	ND	6.9	"	"	"	"	"	"	
1,2-Dibromoethane (EDB)	ND	7.8	"	"	"	"	"	"	
1,1,1,2-Tetrachloroethane	ND	7.0	"	"	"	"	"	"	
Chlorobenzene	ND	4.7	"	"	"	"	"	"	
Ethylbenzene	ND	4.4	"	"	"	"	"	"	
m,p-Xylene	ND	8.8	"	"	"	"	"	"	
Styrene	ND	4.3	"	"	"	"	"	"	
o-Xylene	ND	4.4	"	"	"	"	"	"	
Bromoform	ND	10	"	"	"	"	"	"	
1,1,2,2-Tetrachloroethane	ND	7.0	"	"	"	"	"	"	
4-Ethyltoluene	ND	5.0	"	"	"	"	"	"	
1,3,5-Trimethylbenzene	ND	5.0	"	"	"	"	"	"	
1,2,4-Trimethylbenzene	ND	5.0	"	"	"	"	"	"	
1,3-Dichlorobenzene	ND	12	"	"	"	"	"	"	
1,4-Dichlorobenzene	ND	12	"	"	"	"	"	"	
1,2-Dichlorobenzene	ND	12	"	"	"	"	"	"	
1,2,4-Trichlorobenzene	ND	38	"	"	"	"	"	"	
Hexachlorobutadiene	ND	54	"	"	"	"	"	"	
Surrogate: 1,2-Dichloroethane-d4		*105 %*		*76-134*	"	"	"	"	
Surrogate: Toluene-d8		*105 %*		*78-125*	"	"	"	"	
Surrogate: 4-Bromofluorobenzene		*104 %*		*77-127*	"	"	"	"	

H&P Mobile
Geochemistry Inc.

2470 Impala Drive
Carlsbad, CA 92010
760-804-9678 Phone
760-804-9159 Fax

Atlas Technical Consultants - Modesto	Project: ATC050323-11	
1117 Lone Palm Ave., Suite 201B	Project Number: KJMS	Reported:
Modesto, CA 95351	Project Manager: Jeanne Homsey	08-May-23 15:10

Volatile Organic Compounds by EPA TO-15

H&P Mobile Geochemistry, Inc.

Analyte	Result	Reporting Limit	Units	Dilution Factor	Batch	Prepared	Analyzed	Method	Notes
SV15 s (E305011-09) Vapor Sampled: 01-May-23 Received: 03-May-23									
1,1-Difluoroethane (LCC)	ND	5.5	ug/m3	1	EE30503	05-May-23	05-May-23	EPA TO-15	
Dichlorodifluoromethane (F12)	ND	5.0	"	"	"	"	"	"	
Chloromethane	ND	2.1	"	"	"	"	"	"	
Dichlorotetrafluoroethane (F114)	ND	7.1	"	"	"	"	"	"	
Vinyl chloride	ND	2.6	"	"	"	"	"	"	
Bromomethane	ND	16	"	"	"	"	"	"	
Chloroethane	ND	8.0	"	"	"	"	"	"	
Trichlorofluoromethane (F11)	ND	5.6	"	"	"	"	"	"	
1,1-Dichloroethene	ND	4.0	"	"	"	"	"	"	
1,1,2-Trichlorotrifluoroethane (F113)	ND	7.7	"	"	"	"	"	"	
Methylene chloride (Dichloromethane)	ND	3.5	"	"	"	"	"	"	
Carbon disulfide	ND	6.3	"	"	"	"	"	"	
trans-1,2-Dichloroethene	ND	8.0	"	"	"	"	"	"	
1,1-Dichloroethane	ND	4.1	"	"	"	"	"	"	
2-Butanone (MEK)	ND	30	"	"	"	"	"	"	
cis-1,2-Dichloroethene	ND	4.0	"	"	"	"	"	"	
Chloroform	ND	4.9	"	"	"	"	"	"	
1,1,1-Trichloroethane	ND	5.5	"	"	"	"	"	"	
1,2-Dichloroethane (EDC)	ND	4.1	"	"	"	"	"	"	
Benzene	**15**	3.2	"	"	"	"	"	"	
Carbon tetrachloride	ND	6.4	"	"	"	"	"	"	
Trichloroethene	ND	5.5	"	"	"	"	"	"	
1,2-Dichloropropane	ND	9.4	"	"	"	"	"	"	
Bromodichloromethane	ND	6.8	"	"	"	"	"	"	
cis-1,3-Dichloropropene	ND	4.6	"	"	"	"	"	"	
4-Methyl-2-pentanone (MIBK)	ND	8.3	"	"	"	"	"	"	
trans-1,3-Dichloropropene	ND	4.6	"	"	"	"	"	"	
Toluene	**15**	3.8	"	"	"	"	"	"	
1,1,2-Trichloroethane	ND	5.5	"	"	"	"	"	"	
2-Hexanone (MBK)	ND	8.3	"	"	"	"	"	"	
Dibromochloromethane	ND	8.6	"	"	"	"	"	"	
Tetrachloroethene	ND	6.9	"	"	"	"	"	"	
1,2-Dibromoethane (EDB)	ND	7.8	"	"	"	"	"	"	
1,1,1,2-Tetrachloroethane	ND	7.0	"	"	"	"	"	"	
Chlorobenzene	ND	4.7	"	"	"	"	"	"	
Ethylbenzene	ND	4.4	"	"	"	"	"	"	
m,p-Xylene	ND	8.8	"	"	"	"	"	"	
Styrene	ND	4.3	"	"	"	"	"	"	

H&P Mobile
Geochemistry Inc.

2470 Impala Drive
Carlsbad, CA 92010
760-804-9678 Phone
760-804-9159 Fax

Atlas Technical Consultants - Modesto	Project: ATC050323-11	
1117 Lone Palm Ave., Suite 201B	Project Number: KJMS	Reported:
Modesto, CA 95351	Project Manager: Jeanne Homsey	08-May-23 15:10

Volatile Organic Compounds by EPA TO-15

H&P Mobile Geochemistry, Inc.

Analyte	Result	Reporting Limit	Units	Dilution Factor	Batch	Prepared	Analyzed	Method	Notes
SV15 s (E305011-09) Vapor Sampled: 01-May-23 Received: 03-May-23									
o-Xylene	ND	4.4	ug/m3	1	EE30503	05-May-23	05-May-23	EPA TO-15	
Bromoform	ND	10	"	"	"	"	"	"	
1,1,2,2-Tetrachloroethane	ND	7.0	"	"	"	"	"	"	
4-Ethyltoluene	ND	5.0	"	"	"	"	"	"	
1,3,5-Trimethylbenzene	ND	5.0	"	"	"	"	"	"	
1,2,4-Trimethylbenzene	ND	5.0	"	"	"	"	"	"	
1,3-Dichlorobenzene	ND	12	"	"	"	"	"	"	
1,4-Dichlorobenzene	ND	12	"	"	"	"	"	"	
1,2-Dichlorobenzene	ND	12	"	"	"	"	"	"	
1,2,4-Trichlorobenzene	ND	38	"	"	"	"	"	"	
Hexachlorobutadiene	ND	54	"	"	"	"	"	"	
Surrogate: 1,2-Dichloroethane-d4		*110 %*	*76-134*		"	"	"	"	
Surrogate: Toluene-d8		*105 %*	*78-125*		"	"	"	"	
Surrogate: 4-Bromofluorobenzene		*105 %*	*77-127*		"	"	"	"	
SV15 d (E305011-10) Vapor Sampled: 01-May-23 Received: 03-May-23									
1,1-Difluoroethane (LCC)	ND	5.5	ug/m3	1	EE30503	05-May-23	05-May-23	EPA TO-15	
Dichlorodifluoromethane (F12)	ND	5.0	"	"	"	"	"	"	
Chloromethane	ND	2.1	"	"	"	"	"	"	
Dichlorotetrafluoroethane (F114)	ND	7.1	"	"	"	"	"	"	
Vinyl chloride	ND	2.6	"	"	"	"	"	"	
Bromomethane	ND	16	"	"	"	"	"	"	
Chloroethane	ND	8.0	"	"	"	"	"	"	
Trichlorofluoromethane (F11)	ND	5.6	"	"	"	"	"	"	
1,1-Dichloroethene	ND	4.0	"	"	"	"	"	"	
1,1,2-Trichlorotrifluoroethane (F113)	ND	7.7	"	"	"	"	"	"	
Methylene chloride (Dichloromethane)	ND	3.5	"	"	"	"	"	"	
Carbon disulfide	ND	6.3	"	"	"	"	"	"	
trans-1,2-Dichloroethene	ND	8.0	"	"	"	"	"	"	
1,1-Dichloroethane	ND	4.1	"	"	"	"	"	"	
2-Butanone (MEK)	ND	30	"	"	"	"	"	"	
cis-1,2-Dichloroethene	ND	4.0	"	"	"	"	"	"	
Chloroform	ND	4.9	"	"	"	"	"	"	
1,1,1-Trichloroethane	ND	5.5	"	"	"	"	"	"	
1,2-Dichloroethane (EDC)	ND	4.1	"	"	"	"	"	"	
Benzene	**17**	3.2	"	"	"	"	"	"	
Carbon tetrachloride	ND	6.4	"	"	"	"	"	"	

H&P Mobile
Geochemistry Inc.

2470 Impala Drive
Carlsbad, CA 92010
760-804-9678 Phone
760-804-9159 Fax

Atlas Technical Consultants - Modesto	Project:	ATC050323-11	
1117 Lone Palm Ave., Suite 201B	Project Number:	KJMS	Reported:
Modesto, CA 95351	Project Manager:	Jeanne Homsey	08-May-23 15:10

Volatile Organic Compounds by EPA TO-15

H&P Mobile Geochemistry, Inc.

Analyte	Result	Reporting Limit	Units	Dilution Factor	Batch	Prepared	Analyzed	Method	Notes
SV15 d (E305011-10) Vapor Sampled: 01-May-23 Received: 03-May-23									
Trichloroethene	ND	5.5	ug/m3	1	EE30503	05-May-23	05-May-23	EPA TO-15	
1,2-Dichloropropane	ND	9.4	"	"	"	"	"	"	
Bromodichloromethane	ND	6.8	"	"	"	"	"	"	
cis-1,3-Dichloropropene	ND	4.6	"	"	"	"	"	"	
4-Methyl-2-pentanone (MIBK)	ND	8.3	"	"	"	"	"	"	
trans-1,3-Dichloropropene	ND	4.6	"	"	"	"	"	"	
Toluene	**17**	3.8	"	"	"	"	"	"	
1,1,2-Trichloroethane	ND	5.5	"	"	"	"	"	"	
2-Hexanone (MBK)	ND	8.3	"	"	"	"	"	"	
Dibromochloromethane	ND	8.6	"	"	"	"	"	"	
Tetrachloroethene	ND	6.9	"	"	"	"	"	"	
1,2-Dibromoethane (EDB)	ND	7.8	"	"	"	"	"	"	
1,1,1,2-Tetrachloroethane	ND	7.0	"	"	"	"	"	"	
Chlorobenzene	ND	4.7	"	"	"	"	"	"	
Ethylbenzene	**4.4**	4.4	"	"	"	"	"	"	
m,p-Xylene	ND	8.8	"	"	"	"	"	"	
Styrene	ND	4.3	"	"	"	"	"	"	
o-Xylene	ND	4.4	"	"	"	"	"	"	
Bromoform	ND	10	"	"	"	"	"	"	
1,1,2,2-Tetrachloroethane	ND	7.0	"	"	"	"	"	"	
4-Ethyltoluene	ND	5.0	"	"	"	"	"	"	
1,3,5-Trimethylbenzene	ND	5.0	"	"	"	"	"	"	
1,2,4-Trimethylbenzene	ND	5.0	"	"	"	"	"	"	
1,3-Dichlorobenzene	ND	12	"	"	"	"	"	"	
1,4-Dichlorobenzene	ND	12	"	"	"	"	"	"	
1,2-Dichlorobenzene	ND	12	"	"	"	"	"	"	
1,2,4-Trichlorobenzene	ND	38	"	"	"	"	"	"	
Hexachlorobutadiene	ND	54	"	"	"	"	"	"	
Surrogate: 1,2-Dichloroethane-d4		*107 %*		*76-134*	"	"	"	"	
Surrogate: Toluene-d8		*106 %*		*78-125*	"	"	"	"	
Surrogate: 4-Bromofluorobenzene		*104 %*		*77-127*	"	"	"	"	

H&P Mobile
Geochemistry Inc.

2470 Impala Drive
Carlsbad, CA 92010
760-804-9678 Phone
760-804-9159 Fax

Atlas Technical Consultants - Modesto	Project: ATC050323-11	
1117 Lone Palm Ave., Suite 201B	Project Number: KJMS	Reported:
Modesto, CA 95351	Project Manager: Jeanne Homsey	08-May-23 15:10

Volatile Organic Compounds by EPA TO-15

H&P Mobile Geochemistry, Inc.

Analyte	Result	Reporting Limit	Units	Dilution Factor	Batch	Prepared	Analyzed	Method	Notes
DUP 3 (E305011-11) Vapor Sampled: 01-May-23 Received: 03-May-23									
1,1-Difluoroethane (LCC)	ND	5.5	ug/m3	1	EE30503	05-May-23	05-May-23	EPA TO-15	
Dichlorodifluoromethane (F12)	ND	5.0	"	"	"	"	"	"	
Chloromethane	ND	2.1	"	"	"	"	"	"	
Dichlorotetrafluoroethane (F114)	ND	7.1	"	"	"	"	"	"	
Vinyl chloride	ND	2.6	"	"	"	"	"	"	
Bromomethane	ND	16	"	"	"	"	"	"	
Chloroethane	ND	8.0	"	"	"	"	"	"	
Trichlorofluoromethane (F11)	ND	5.6	"	"	"	"	"	"	
1,1-Dichloroethene	ND	4.0	"	"	"	"	"	"	
1,1,2-Trichlorotrifluoroethane (F113)	ND	7.7	"	"	"	"	"	"	
Methylene chloride (Dichloromethane)	ND	3.5	"	"	"	"	"	"	
Carbon disulfide	ND	6.3	"	"	"	"	"	"	
trans-1,2-Dichloroethene	ND	8.0	"	"	"	"	"	"	
1,1-Dichloroethane	ND	4.1	"	"	"	"	"	"	
2-Butanone (MEK)	ND	30	"	"	"	"	"	"	
cis-1,2-Dichloroethene	ND	4.0	"	"	"	"	"	"	
Chloroform	ND	4.9	"	"	"	"	"	"	
1,1,1-Trichloroethane	ND	5.5	"	"	"	"	"	"	
1,2-Dichloroethane (EDC)	ND	4.1	"	"	"	"	"	"	
Benzene	ND	3.2	"	"	"	"	"	"	
Carbon tetrachloride	ND	6.4	"	"	"	"	"	"	
Trichloroethene	ND	5.5	"	"	"	"	"	"	
1,2-Dichloropropane	ND	9.4	"	"	"	"	"	"	
Bromodichloromethane	ND	6.8	"	"	"	"	"	"	
cis-1,3-Dichloropropene	ND	4.6	"	"	"	"	"	"	
4-Methyl-2-pentanone (MIBK)	ND	8.3	"	"	"	"	"	"	
trans-1,3-Dichloropropene	ND	4.6	"	"	"	"	"	"	
Toluene	ND	3.8	"	"	"	"	"	"	
1,1,2-Trichloroethane	ND	5.5	"	"	"	"	"	"	
2-Hexanone (MBK)	ND	8.3	"	"	"	"	"	"	
Dibromochloromethane	ND	8.6	"	"	"	"	"	"	
Tetrachloroethene	ND	6.9	"	"	"	"	"	"	
1,2-Dibromoethane (EDB)	ND	7.8	"	"	"	"	"	"	
1,1,1,2-Tetrachloroethane	ND	7.0	"	"	"	"	"	"	
Chlorobenzene	ND	4.7	"	"	"	"	"	"	
Ethylbenzene	ND	4.4	"	"	"	"	"	"	
m,p-Xylene	ND	8.8	"	"	"	"	"	"	
Styrene	ND	4.3	"	"	"	"	"	"	

H&P Mobile
Geochemistry Inc.

2470 Impala Drive
Carlsbad, CA 92010
760-804-9678 Phone
760-804-9159 Fax

Atlas Technical Consultants - Modesto	Project: ATC050323-11	
1117 Lone Palm Ave., Suite 201B	Project Number: KJMS	Reported:
Modesto, CA 95351	Project Manager: Jeanne Homsey	08-May-23 15:10

Volatile Organic Compounds by EPA TO-15

H&P Mobile Geochemistry, Inc.

Analyte	Result	Reporting Limit	Units	Dilution Factor	Batch	Prepared	Analyzed	Method	Notes
DUP 3 (E305011-11) Vapor Sampled: 01-May-23 Received: 03-May-23									
o-Xylene	ND	4.4	ug/m3	1	EE30503	05-May-23	05-May-23	EPA TO-15	
Bromoform	ND	10	"	"	"	"	"	"	
1,1,2,2-Tetrachloroethane	ND	7.0	"	"	"	"	"	"	
4-Ethyltoluene	ND	5.0	"	"	"	"	"	"	
1,3,5-Trimethylbenzene	ND	5.0	"	"	"	"	"	"	
1,2,4-Trimethylbenzene	ND	5.0	"	"	"	"	"	"	
1,3-Dichlorobenzene	ND	12	"	"	"	"	"	"	
1,4-Dichlorobenzene	ND	12	"	"	"	"	"	"	
1,2-Dichlorobenzene	ND	12	"	"	"	"	"	"	
1,2,4-Trichlorobenzene	ND	38	"	"	"	"	"	"	
Hexachlorobutadiene	ND	54	"	"	"	"	"	"	
Surrogate: 1,2-Dichloroethane-d4		*106 %*	*76-134*		"	"	"	"	
Surrogate: Toluene-d8		*104 %*	*78-125*		"	"	"	"	
Surrogate: 4-Bromofluorobenzene		*101 %*	*77-127*		"	"	"	"	

H&P Mobile
Geochemistry Inc.

2470 Impala Drive
Carlsbad, CA 92010
760-804-9678 Phone
760-804-9159 Fax

Atlas Technical Consultants - Modesto	Project: ATC050323-11	
1117 Lone Palm Ave., Suite 201B	Project Number: KJMS	Reported:
Modesto, CA 95351	Project Manager: Jeanne Homsey	08-May-23 15:10

Petroleum Hydrocarbon Analysis by EPA TO-15

H&P Mobile Geochemistry, Inc.

Analyte	Result	Reporting Limit	Units	Dilution Factor	Batch	Prepared	Analyzed	Method	Notes
SV11 s (E305011-01) Vapor Sampled: 01-May-23 Received: 03-May-23									
TPHv (C5 - C12)	ND	100	ug/m3	1	EE30503	05-May-23	05-May-23	EPA TO-15	
SV11 d (E305011-02) Vapor Sampled: 01-May-23 Received: 03-May-23									
TPHv (C5 - C12)	**1900**	100	ug/m3	1	EE30503	05-May-23	05-May-23	EPA TO-15	
SV12 s (E305011-03) Vapor Sampled: 01-May-23 Received: 03-May-23									
TPHv (C5 - C12)	**110**	100	ug/m3	1	EE30503	05-May-23	05-May-23	EPA TO-15	
SV12 d (E305011-04) Vapor Sampled: 01-May-23 Received: 03-May-23									
TPHv (C5 - C12)	**1600**	100	ug/m3	1	EE30503	05-May-23	05-May-23	EPA TO-15	
SV13 s (E305011-05) Vapor Sampled: 01-May-23 Received: 03-May-23									
TPHv (C5 - C12)	**17000**	510	ug/m3	5	EE30503	05-May-23	08-May-23	EPA TO-15	
SV13 d (E305011-06) Vapor Sampled: 01-May-23 Received: 03-May-23									
TPHv (C5 - C12)	**1200**	100	ug/m3	1	EE30503	05-May-23	05-May-23	EPA TO-15	
SV14 s (E305011-07) Vapor Sampled: 01-May-23 Received: 03-May-23									
TPHv (C5 - C12)	**2400**	100	ug/m3	1	EE30503	05-May-23	05-May-23	EPA TO-15	
SV14 d (E305011-08) Vapor Sampled: 01-May-23 Received: 03-May-23									
TPHv (C5 - C12)	**1000**	100	ug/m3	1	EE30503	05-May-23	05-May-23	EPA TO-15	
SV15 s (E305011-09) Vapor Sampled: 01-May-23 Received: 03-May-23									
TPHv (C5 - C12)	**1200**	100	ug/m3	1	EE30503	05-May-23	05-May-23	EPA TO-15	

H&P Mobile
Geochemistry Inc.

2470 Impala Drive
Carlsbad, CA 92010
760-804-9678 Phone
760-804-9159 Fax

Atlas Technical Consultants - Modesto	Project: ATC050323-11	
1117 Lone Palm Ave., Suite 201B	Project Number: KJMS	Reported:
Modesto, CA 95351	Project Manager: Jeanne Homsey	08-May-23 15:10

Petroleum Hydrocarbon Analysis by EPA TO-15

H&P Mobile Geochemistry, Inc.

Analyte	Result	Reporting Limit	Units	Dilution Factor	Batch	Prepared	Analyzed	Method	Notes
SV15 d (E305011-10) Vapor Sampled: 01-May-23 Received: 03-May-23									
TPHv (C5 - C12)	**1500**	100	ug/m3	1	EE30503	05-May-23	05-May-23	EPA TO-15	
DUP 3 (E305011-11) Vapor Sampled: 01-May-23 Received: 03-May-23									
TPHv (C5 - C12)	**210**	100	ug/m3	1	EE30503	05-May-23	05-May-23	EPA TO-15	

H&P Mobile
Geochemistry Inc.

2470 Impala Drive
Carlsbad, CA 92010
760-804-9678 Phone
760-804-9159 Fax

Atlas Technical Consultants - Modesto	Project: ATC050323-11	
1117 Lone Palm Ave., Suite 201B	Project Number: KJMS	Reported:
Modesto, CA 95351	Project Manager: Jeanne Homsey	08-May-23 15:10

Volatile Organic Compounds by EPA TO-15 - Quality Control

H&P Mobile Geochemistry, Inc.

Analyte	Result	Reporting Limit	Units	Spike Level	Source Result	%REC	%REC Limits	RPD	RPD Limit	Notes
Batch EE30503 - TO-15										
Blank (EE30503-BLK1)				Prepared & Analyzed: 05-May-23						
1,1-Difluoroethane (LCC)	ND	5.5	ug/m3							
Dichlorodifluoromethane (F12)	ND	5.0	"							
Chloromethane	ND	2.1	"							
Dichlorotetrafluoroethane (F114)	ND	7.1	"							
Vinyl chloride	ND	2.6	"							
Bromomethane	ND	16	"							
Chloroethane	ND	8.0	"							
Trichlorofluoromethane (F11)	ND	5.6	"							
1,1-Dichloroethene	ND	4.0	"							
1,1,2-Trichlorotrifluoroethane (F113)	ND	7.7	"							
Methylene chloride (Dichloromethane)	ND	3.5	"							
Carbon disulfide	ND	6.3	"							
trans-1,2-Dichloroethene	ND	8.0	"							
1,1-Dichloroethane	ND	4.1	"							
2-Butanone (MEK)	ND	30	"							
cis-1,2-Dichloroethene	ND	4.0	"							
Chloroform	ND	4.9	"							
1,1,1-Trichloroethane	ND	5.5	"							
1,2-Dichloroethane (EDC)	ND	4.1	"							
Benzene	ND	3.2	"							
Carbon tetrachloride	ND	6.4	"							
Trichloroethene	ND	5.5	"							
1,2-Dichloropropane	ND	9.4	"							
Bromodichloromethane	ND	6.8	"							
cis-1,3-Dichloropropene	ND	4.6	"							
4-Methyl-2-pentanone (MIBK)	ND	8.3	"							
trans-1,3-Dichloropropene	ND	4.6	"							
Toluene	ND	3.8	"							
1,1,2-Trichloroethane	ND	5.5	"							
2-Hexanone (MBK)	ND	8.3	"							
Dibromochloromethane	ND	8.6	"							
Tetrachloroethene	ND	6.9	"							
1,2-Dibromoethane (EDB)	ND	7.8	"							
1,1,1,2-Tetrachloroethane	ND	7.0	"							

H&P Mobile
Geochemistry Inc.

2470 Impala Drive
Carlsbad, CA 92010
760-804-9678 Phone
760-804-9159 Fax

Atlas Technical Consultants - Modesto	Project: ATC050323-11	
1117 Lone Palm Ave., Suite 201B	Project Number: KJMS	Reported:
Modesto, CA 95351	Project Manager: Jeanne Homsey	08-May-23 15:10

Volatile Organic Compounds by EPA TO-15 - Quality Control

H&P Mobile Geochemistry, Inc.

Analyte	Result	Reporting Limit	Units	Spike Level	Source Result	%REC	%REC Limits	RPD	RPD Limit	Notes
Batch EE30503 - TO-15										
Blank (EE30503-BLK1)				Prepared & Analyzed: 05-May-23						
Chlorobenzene	ND	4.7	ug/m3							
Ethylbenzene	ND	4.4	"							
m,p-Xylene	ND	8.8	"							
Styrene	ND	4.3	"							
o-Xylene	ND	4.4	"							
Bromoform	ND	10	"							
1,1,2,2-Tetrachloroethane	ND	7.0	"							
4-Ethyltoluene	ND	5.0	"							
1,3,5-Trimethylbenzene	ND	5.0	"							
1,2,4-Trimethylbenzene	ND	5.0	"							
1,3-Dichlorobenzene	ND	12	"							
1,4-Dichlorobenzene	ND	12	"							
1,2-Dichlorobenzene	ND	12	"							
1,2,4-Trichlorobenzene	ND	38	"							
Hexachlorobutadiene	ND	54	"							
Surrogate: 1,2-Dichloroethane-d4	*242*		*"*	*214*		*113*	*76-134*			
Surrogate: Toluene-d8	*215*		*"*	*208*		*103*	*78-125*			
Surrogate: 4-Bromofluorobenzene	*341*		*"*	*363*		*94.0*	*77-127*			
LCS (EE30503-BS1)				Prepared & Analyzed: 05-May-23						
Dichlorodifluoromethane (F12)	130	5.0	ug/m3	101		125	59-128			
Vinyl chloride	69	2.6	"	52.0		132	64-127			QL-1H
Chloroethane	67	8.0	"	53.6		126	63-127			
Trichlorofluoromethane (F11)	140	5.6	"	113		120	62-126			
1,1-Dichloroethene	81	4.0	"	80.8		100	61-133			
1,1,2-Trichlorotrifluoroethane (F113)	170	7.7	"	155		110	66-126			
Methylene chloride (Dichloromethane)	78	3.5	"	70.8		110	62-115			
trans-1,2-Dichloroethene	80	8.0	"	80.8		99.2	67-124			
1,1-Dichloroethane	90	4.1	"	82.4		109	68-126			
cis-1,2-Dichloroethene	78	4.0	"	80.0		97.8	70-121			
Chloroform	120	4.9	"	99.2		117	68-123			
1,1,1-Trichloroethane	120	5.5	"	111		112	68-125			
1,2-Dichloroethane (EDC)	100	4.1	"	82.4		125	65-128			

H&P Mobile
Geochemistry Inc.

2470 Impala Drive
Carlsbad, CA 92010
760-804-9678 Phone
760-804-9159 Fax

Atlas Technical Consultants - Modesto	Project: ATC050323-11	
1117 Lone Palm Ave., Suite 201B	Project Number: KJMS	Reported:
Modesto, CA 95351	Project Manager: Jeanne Homsey	08-May-23 15:10

Volatile Organic Compounds by EPA TO-15 - Quality Control

H&P Mobile Geochemistry, Inc.

Analyte	Result	Reporting Limit	Units	Spike Level	Source Result	%REC	%REC Limits	RPD	RPD Limit	Notes
Batch EE30503 - TO-15										
LCS (EE30503-BS1)				Prepared & Analyzed: 05-May-23						
Benzene	67	3.2	ug/m3	64.8		104	69-119			
Carbon tetrachloride	150	6.4	"	128		118	68-132			
Trichloroethene	130	5.5	"	110		118	71-123			
Toluene	82	3.8	"	76.8		106	66-119			
1,1,2-Trichloroethane	120	5.5	"	111		112	73-119			
Tetrachloroethene	140	6.9	"	138		104	66-124			
1,1,1,2-Tetrachloroethane	150	7.0	"	140		104	67-129			
Ethylbenzene	82	4.4	"	88.4		92.6	70-124			
m,p-Xylene	83	8.8	"	88.4		94.3	61-134			
o-Xylene	88	4.4	"	88.4		99.7	67-125			
1,1,2,2-Tetrachloroethane	140	7.0	"	140		100	65-127			
Surrogate: 1,2-Dichloroethane-d4	*256*		*"*	*214*		*120*	*76-134*			
Surrogate: Toluene-d8	*211*		*"*	*208*		*102*	*78-125*			
Surrogate: 4-Bromofluorobenzene	*367*		*"*	*363*		*101*	*77-127*			

H&P Mobile
Geochemistry Inc.

2470 Impala Drive
Carlsbad, CA 92010
760-804-9678 Phone
760-804-9159 Fax

Atlas Technical Consultants - Modesto	Project: ATC050323-11	
1117 Lone Palm Ave., Suite 201B	Project Number: KJMS	Reported:
Modesto, CA 95351	Project Manager: Jeanne Homsey	08-May-23 15:10

Petroleum Hydrocarbon Analysis by EPA TO-15 - Quality Control

H&P Mobile Geochemistry, Inc.

Analyte	Result	Reporting Limit	Units	Spike Level	Source Result	%REC	%REC Limits	RPD	RPD Limit	Notes
Batch EE30503 - TO-15										
Blank (EE30503-BLK1)				Prepared & Analyzed: 05-May-23						
TPHv (C5 - C12)	ND	100	ug/m3							

H&P Mobile
Geochemistry Inc.

2470 Impala Drive
Carlsbad, CA 92010
760-804-9678 Phone
760-804-9159 Fax

Atlas Technical Consultants - Modesto	Project:	ATC050323-11	
1117 Lone Palm Ave., Suite 201B	Project Number:	KJMS	Reported:
Modesto, CA 95351	Project Manager:	Jeanne Homsey	08-May-23 15:10

Notes and Definitions

QL-1H	The LCS and/or LCSD recoveries fell above the established control specifications for this analyte. Any result for this compound is qualified and should be considered biased high.
LCC	Leak Check Compound
ND	Analyte NOT DETECTED at or above the reporting limit
MDL	Method Detection Limit
%REC	Percent Recovery
RPD	Relative Percent Difference

All soil results are reported in wet weight.

Appendix

H&P Mobile Geochemistry, Inc. is approved as an Environmental Testing Laboratory and Mobile Laboratory in accordance with the DoD-ELAP Program and ISO/IEC 17025:2005 programs through PJLA, accreditation number 69070 for EPA Method TO-15, EPA Method 8260B and H&P 8260SV.

H&P is approved by the State of California as an Environmental Laboratory and Mobile Laboratory in conformance with the Environmental Laboratory Accreditation Program (ELAP) for the category of Volatile and Semi-Volatile Organic Chemistry of Hazardous Waste, certification numbers 2740, 2741, 2743 & 2745.

H&P is approved by the State of Louisiana Department of Environmental Quality under the National Environmental Laboratory Accreditation Conference (NELAC) certification number 04138

The complete list of stationary and mobile laboratory certifications along with the fields of testing (FOTs) and analyte lists are available at www.handpmg.com/about/certifications.

H&P Mobile Geochemistry, Inc.
2470 Impala Drive, Carlsbad, CA 92010
& Field Office - Signal Hill, CA
W handpmg.com E info@handpmg.com
P 760.804.9678 F 760.804.9159

VAPOR / AIR Chain of Custody

DATE: 5-1-23
Page 1 of 2

Lab Client and Project Information

Lab Client/Consultant: Atlas Technical	Project Name / #: KJMS
Lab Client Project Manager: Jeanne Homsey	Project Location: Avalon-Avenale, CA
Lab Client Address: 1117 Lone Palm Ave, Suite 201 B	Report E-Mail(s): jeanne.homsey@oneatlas.com
Lab Client City, State, Zip: Modesto, CA 95351	jim.Kundert@oneatlas.com
Phone Number: 209-579-2221	

Sample Receipt (Lab Use Only)

Date Rec'd: 5/2/23	Control #: 230209.01
H&P Project # ATC050323 H11	
Lab Work Order # E305011	
Sample Intact: ☒ Yes ☐ No ☐ See Notes Below	
Receipt Gauge ID: 1210	Temp: RT
Outside Lab:	
Receipt Notes/Tracking #: 1293 TT 6190 4956 7296	
Lab PM Initials: SM	

Reporting Requirements	Turnaround Time	Sampler Information
☒ Standard Report ☐ Level III ☐ Level IV	☐ **Standard** (7 days for preliminary report, 10 days for final report)	Sampler(s): Jim Kundert
☐ Excel EDD ☐ Other EDD:	☒ **Rush** (specify): 3-day	Signature:
☐ CA Geotracker Global ID:		Date: 5-1-2023

Additional Instructions to Laboratory:

** Preferred VOC units (please choose one):*
☐ µg/L ☒ µg/m³ ☐ ppbv ☐ ppmv

SAMPLE NAME	FIELD POINT NAME (if applicable)	DATE mm/dd/yy	TIME 24hr clock	SAMPLE TYPE Indoor Air (IA), Ambient Air (AA), Subslab (SS), Soil Vapor (SV)	CONTAINER SIZE & TYPE 400mL/1L/6L Summa, Tedlar, Tube, etc.	CONTAINER ID (###)	Lab use only: Receipt Vac	VOCs Standard Full List ☐ 8260SV ☒ TO-15	VOCs Short List / Project List ☐ 8260SV ☐ TO-15	Oxygenates ☐ 8260SV ☐ TO-15	Naphthalene ☐ 8260SV ☐ TO-15	TPHv as Gas ☐ 8260SVm ☒ TO-15m	Aromatic/Aliphatic Fractions ☐ 8260SVm ☐ TO-15m	Leak Check Compound ☒ DFA ☐ IPA ☐ He	Methane by EPA 8015m	Fixed Gases by ASTM D1945 ☐ CO2 ☐ O2 ☐ N2				
SV 11 s	SV 11	5/1/23	1038	SV	400	318	-2	X				X		X							
SV 11 d	SV 11	↓	1046	↓	↓	325	-3	↓				↓		↓							
SV 12 s	SV 12	↓	1101	↓	↓	249	-3	↓				↓		↓							
SV 12 d	SV 12	↓	1112	↓	↓	322	-3	↓				↓		↓							
SV 13 s	SV 13	↓	1153	↓	↓	243	-4	↓				↓		↓							
SV 13 d	SV 13	↓	1156	↓	↓	343	-4	↓				↓		↓							
SV 14 s	SV 14	↓	1325	↓	↓	235	-3	↓				↓		↓							
SV 14 d	SV 14	↓	1331	↓	↓	300	-3	↓				↓		↓							
SV 15 s	SV 15	↓	1353	↓	↓	231	-3	↓				↓		↓							
SV 15 d	SV 15	↓	1357	↓	↓	257	-4	↓				↓		↓							

Approved/Relinquished by:	Company:	Date:	Time:	Received by:	Company:	Date:	Time:
	Atlas	5-1-23					
	VPS					5/2/23	1120

*Approval constitutes as authorization to proceed with analysis and acceptance of conditions on back

H&P Mobile Geochemistry, Inc.
2470 Impala Drive, Carlsbad, CA 92010
& Field Office - Signal Hill, CA
W handpmg.com E info@handpmg.com
P 760.804.9678 F 760.804.9159

VAPOR / AIR Chain of Custody

DATE: 5-1-23

Lab Client and Project Information

Lab Client/Consultant: Atlas Technical	Project Name / #: KJMS
Lab Client Project Manager: Jeanne Hornsey	Project Location: Arden-Arcade, CA
Lab Client Address: 1117 Lone Palm Ave, Suite 201B	Report E-Mail(s): jeanne.hornsey@oneatlas.com jim.kundert@oneatlas.com
Lab Client City, State, Zip: Modesto, CA 95351	
Phone Number: 209-579-2221	

Sample Receipt (Lab Use Only)

Date Rec'd: 5/3/23	Control #: 230209.01
H&P Project #: ATL050323-11	
Lab Work Order #: E305011	
Sample Intact: ☒ Yes ☐ No ☐ See Notes Below	
Receipt Gauge ID: L1210	Temp: RT
Outside Lab:	
Receipt Notes/Tracking #: 1293TTL190 49567296	
Lab PM Initials: SM	

Reporting Requirements

☒ Standard Report ☐ Level III ☐ Level IV
☐ Excel EDD ☐ Other EDD: _____
☐ CA Geotracker Global ID: _____

Turnaround Time

☐ **Standard** (7 days for preliminary report, 10 days for final report)
☒ **Rush** (specify): 3-day

Sampler Information

Sampler(s): Jim Kundert
Signature: [signature]
Date: 5-1-2023

Additional Instructions to Laboratory:

** Preferred VOC units (please choose one):*
☐ µg/L ☒ µg/m³ ☐ ppbv ☐ ppmv

SAMPLE NAME	FIELD POINT NAME (if applicable)	DATE mm/dd/yy	TIME 24hr clock	SAMPLE TYPE Indoor Air (IA), Ambient Air (AA), Subslab (SS), Soil Vapor (SV)	CONTAINER SIZE & TYPE 400mL/1L/6L Summa, Tedlar, Tube, etc.	CONTAINER ID (###)	Lab use only: Receipt Vac	VOCs Standard Full List ☐ 8260SV ☒ TO-15	VOCs Short List / Project List ☐ 8260SV ☐ TO-15	Oxygenates ☐ 8260SV ☐ TO-15	Naphthalene ☐ 8260SV ☐ TO-15	TPHv as Gas ☐ 8260SVm ☒ TO-15m	Aromatic/Aliphatic Fractions ☐ 8260SVm ☐ TO-15m	Leak Check Compound ☒ DFA ☐ IPA ☐ He	Methane by EPA 8015m	Fixed Gases by ASTM D1945 ☐ CO2 ☐ O2 ☐ N2			
Dup 3		05/01/23		SV	400 mL	366	-2	X				X		X					

Approved/Relinquished by: [signature]	Company: Atlas	Date: 5-1-23	Time:	Received by: UPS	Company:	Date:	Time:
Approved/Relinquished by:	Company: UPS	Date:	Time:	Received by: Lisa	Company: H&P	Date: 5/3/23	Time: 1120
Approved/Relinquished by:	Company:	Date:	Time:	Received by:	Company:	Date:	Time:

*Approval constitutes as authorization to proceed with analysis and acceptance of conditions on back

APPENDIX B

Work Notice Letter dated April 5, 2023

San Juan Unified School District

Nicholas Arps, Director – Facilities, Construction & Modernization

6135 Sutter Avenue, Carmichael, CA 95608
Telephone (916) 971-5780
Internet Web Site: www.sanjuan.edu

Melissa Bassanelli, Superintendent
Frank Camarda, Chief Operations Officer

Date: April 5, 2023

To: Community Members and Neighbors of Creekside Adult Center, 2641 Kent Drive, Sacramento, Ca.

RE: Preliminary Endangerment Assessment (PEA) for the Katherine Johnson Middle School Project

San Juan Unified School District (District) would like to provide you with notice of a Preliminary Endangerment Assessment (PEA) that will be conducted on the former Creekside Adult Center located at 2641 Kent Drive in Sacramento, California. This project is known as the Katherine Johnson Middle School that will be built on the same parcel of land.

The PEA will be performed by a licensed contractor under the oversight of the Department of Toxic Substances Control (DTSC). Although an endangerment assessment will be conducted, this does not mean hazardous substances are located on the property. State laws and regulations require that all proposed new and expanding school sites undergo a complete environmental review, and if necessary, a cleanup to protect students, faculty, and staff who will occupy the school.

Field work is scheduled to occur during the day 8:00 am to 5:00 pm from April 07, 2023 through April 14, 2023. All field work will be conducted during normal business hours, and street closures will not be required during the investigation.

The District will submit the results of the PEA as a draft to DTSC for review and approval. Upon comments from DTSC, a final PEA Report will be submitted. The PEA will include an assessment of whether hazardous materials are present, and if so, whether the materials are present at concentrations that will require cleanup before implementing the school construction project. The District will hold a 30-day public review and comment period for the draft PEA report. Additionally, the District will hold a public hearing to discuss the assessment results and receive comments from the public. All comments received in this process shall be forwarded to DTSC for consideration.

The draft PEA will be made available for review at two District repositories. Notice of the 30-day review period, date of the public hearing, and location of the repositories, will be published in a local newspaper. When the public participation process is complete, DTSC will issue a final determination with regard to the PEA Report.

If you have any questions concerning the upcoming PEA, please contact Mr. Nicholas Arps, Director of Facilities, Construction, and Modernization, San Juan Unified School District, at (916) 971-5780, Nicholas.arps@sanjuan.edu .

Nicholas Arps, LEED AP
Director, Facilities, Construction & Modernization
San Juan Unified School District

APPENDIX C

Geologic Map and Background Data Set for Arsenic

Table 11
Background Threshold Value for Arsenic
Proposed Katherine Johnson Middle School, Sacramento, CA

Analyte	Unit	Number of Samples	Detection Rate	Mean	Std Dev	Min Detected	Max Detected	Distribution	Background Threshold Value (BTV) Method	Selected BTV
Arsenic	mg/kg	17	100%	3.759	0.974	2.55	6.6	Normal	95% UTL (Normal) with 95% Coverage	**6.179**

Notes:
The background data set consists of 12 Arden data points and 5 Katherine Johnson data points.
If duplicate exists, the average of primary and duplicate results is used as a single data point.
UTL - Upper Tolerance Limit
USEPA. 2022. ProUCL Version 5.2 (Software). Retrieved from https://www.epa.gov/land-research/proucl-software. June.

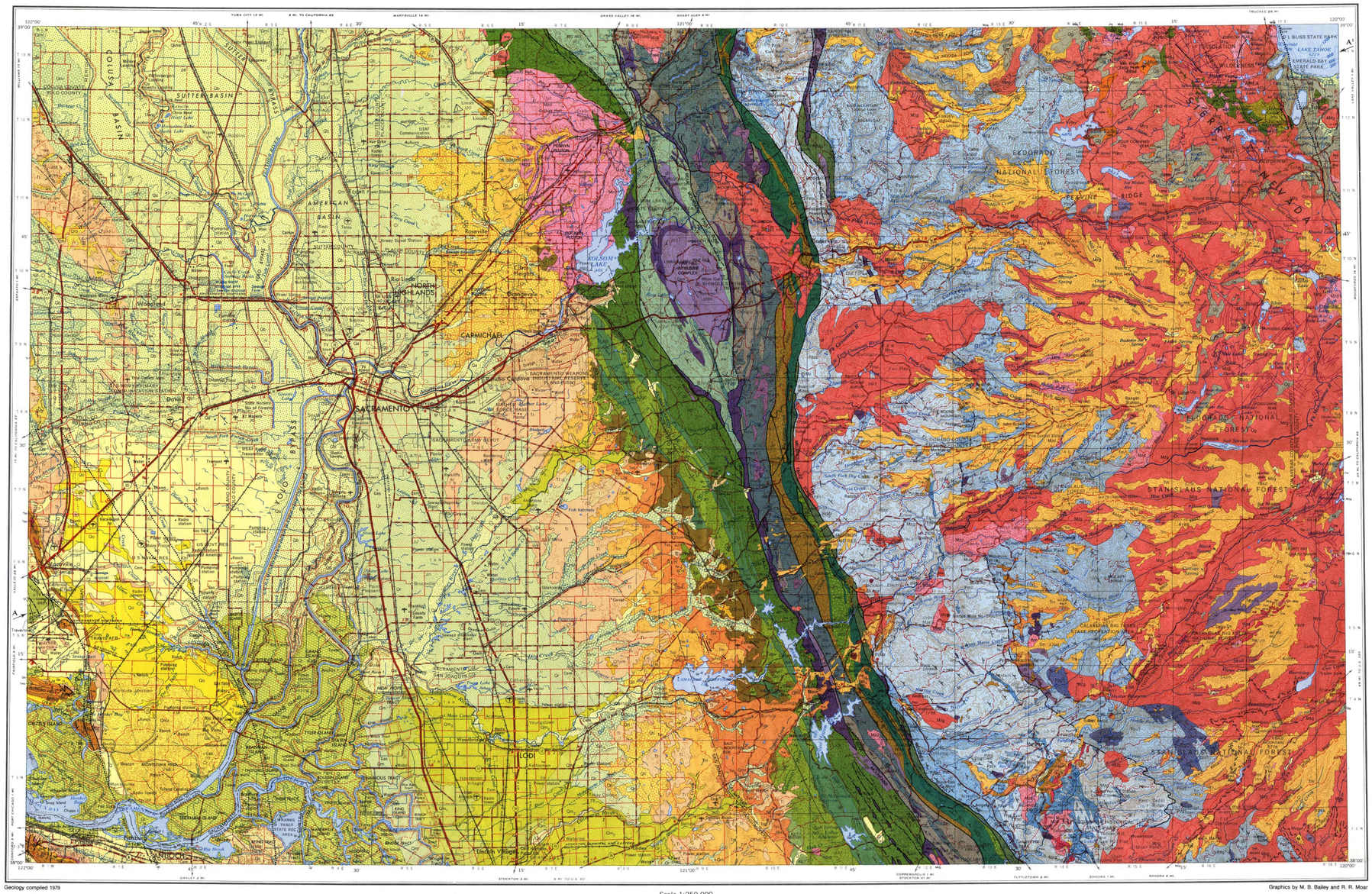

Geology compiled 1979

Graphics by M. B. Bailey and R. R. Moar

TOPOGRAPHIC BASE MAP

Prepared by the U.S. Army Topographic Command (ICDSK), Washington, D.C. Compiled in 1961 by photogrammetric methods and from United States quadrangles, 1:24,000, 1:25,000, and 1:50,000, 1941-55; USC&GS chart, 1957. Planimetry revised in part from aerial photographs taken 1954-60. Map field checked 1957. Revised by the U.S. Geological Survey 1970.

Selected hydrographic data compiled from USC&GS charts. This information is not intended for navigational purposes.

Minor corrections and additions to culture by California Division of Mines and Geology 1979.

Depth contours in Lake Tahoe in feet—compiled from soundings shown on U.S. Coast and Geodetic Survey Chart 5001.

LOCATION DIAGRAM

Scale 1:250,000

CONTOUR INTERVAL 200 FEET
WITH SUPPLEMENTARY CONTOURS AT 100 FOOT INTERVALS
TRANSVERSE MERCATOR PROJECTION

ABBREVIATED INDEX TO GEOLOGIC SOURCE DATA
(Complete Index on Sheet 2)

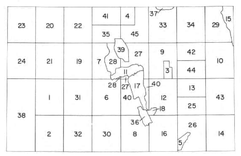

1. Alwater, B., 1979
2. Alwater, B., 1979
3. Ames, D.E., 1979
4. Aune, Q.A., 1979
5. Baird, A.K., 1962
6. Barlow, J.A., and Marchand, D.E., 1979
7. Barlow, J.A., and Helley, E.J., 1979
8. Barlow, J.A., and Marchand, D.E., 1979
9. Bedrossian, T.L., 1979
10. Bedrossian, T.L., 1979
11. Berkman, R.D., 1979
12. Bortugno, E.J., 1979
13. Bortugno, E.J., 1979
14. Bortugno, E.J., 1979
15. Burnett, J.L., 1971
16. Clark, L.D., Stromquist, A.A., and Tatlock, D.B., 1963
17. Duffield, W.A., and Sharp, R.V., 1975
18. Goldman, H.B., 1964
19. Helley, E.J., 1979
Barlow, J.A., 1979
19. Helley, E.J., 1979
20. Helley, E.J., 1979
21. Helley, E.J., 1979
22. Helley, E.J., 1979
23. Helley, E.J., and Barker, J.A., 1979
24. Helley, E.J., and Barker, J.A., 1979
25. Jennings, C.W., 1958
26. Jennings, C.W., 1979
27. Lindgren, Waldemar and Turner, H.W., 1894
28. Lindgren, Waldemar, 1894
29. Loomis, A.A., 1964
30. Marchand, D.E., and Barlow, J.A., 1979
31. Marchand, D.E., and Alwater, B., 1979
32. Marchand, D.E., and Alwater, B., 1979
33. McJunkin, R.D., and Taylor, G.C., 1979
34. McJunkin, R.D., and Taylor, G.C., 1979
35. Olmsted, F.H., 1961
36. Parkison, G.A., 1976
37. Reymond, T.L., 1966
38. Sims, J.D., Fox, K.F., Jr., Bartow, J.A., and Helley, E.J., 1973
39. Springer, R.K., 1971
40. Stewart, R.M., 1979
41. Taylor, G.C., 1979
42. Taylor, G.C., and McJunkin, R.D., 1979
43. Wagner, D.L., 1979
44. Wagner, D.L., 1979
45. Wagner, D.L., 1979

ABBREVIATED EXPLANATION

Approximate stratigraphic relationships only; see Geologic Map Explanation for more accurate stratigraphic relationships and unit descriptions.

SEDIMENTARY AND METASEDIMENTARY ROCKS

CENOZOIC — QUATERNARY

- Q — Alluvium
- t — Mine and dredge tailings
- Qal — Levee and channel deposits
- Qb — Basin deposits *(Alluvium)*
- Qi — Intertidal deposits *(Peaty mud)*
- Qs — Dune sand
- Ql — Lake deposits
- Qo — Older alluvium
- Qg — Glacial deposits
- Qm — Modesto Formation *(Alluvium)* — Upper and lower members
- Qr — Riverbank Formation *(Alluvium)*
- Qmr — Modesto-Riverbank Formations *(Arkosic alluvium)*
- Qmz — Montezuma Formation *(Poorly consolidated, clayey sand)*
- Qtl — Turlock Lake Formation *(Sand, silt, and gravel)*
- Qrb — Red Bluff Formation *(Gravel in reddish, silty or sandy matrix)*
- Qf(on) — North Merced Gravel *(Thin pediment veneer)*

CENOZOIC — TERTIARY

- Tt — Tehama Formation *(Sand, silt, and volcaniclastic rocks)*
- Tl — Laguna Formation *(Consolidated alluvial deposits)*
- Tsp — San Pablo Group *(Marine sandstone and shale)*
- Tm — Mehrten Formation *(Andesitic conglomerate, sandstone, and breccia)*
- Tvs — Valley Springs Formation *(Rhyolitic tuff and sedimentary rocks)*
- Tma — Markley Sandstone *(Marine)*
- Tn — Nortonville Shale *(Marine)*
- Td — Domengine Sandstone *(Marine)*
- Tc — Capay Formation *(Marine sandstone)*
- Tg — "Auriferous" Gravels
- Ti — Ione Formation *(Quartzose sandstone and kaolinitic clay)*
- Tmz — Martinez Formation *(Marine quartzose sandstone)*

CENOZOIC — VOLCANIC

- Qbs — Basalt
- Trl — Lawlor Tuff
- Tdp — Dacite, rhyodacite domes
- Tet — Eureka Valley Tuff
- Ttm — Table Mountain Latite
- Tpb — Putnam Peak Basalt

MESOZOIC — CRETACEOUS

- Kg — Guinda Formation *(Marine sandstone)*
- Kc — Chico Formation *(Marine sandstone, shale, and conglomerate)*

MESOZOIC — JURASSIC

- Jss — Salt Springs Slate
- Jm — Mariposa Formation *(Slate, graywacke, and conglomerate)*
- Js — Sailor Canyon Formation *(Metasedimentary rocks)*
- Jchv — Copper Hill Volcanics
- Jbc — Brower Creek Volcanics
- Jgr — Gopher Ridge Volcanics
- Jlr — Logtown Ridge Formation
- Jmv — Jurassic metavolcanic rocks

PALEOZOIC

- Pzm — Metasedimentary rocks*
- Pzl — Crystalline limestone and dolomite*
- Pzcc — Calaveras Complex *(Metasedimentary rocks)*
- PzMz — Paleozoic-Mesozoic metamorphic rocks
- Pzg — Augen gneiss of uncertain age
- Pzu? — Undifferentiated Paleozoic(?) rocks
- Pzv — Metavolcanic rocks*
- Pzcv — Calaveras Complex volcanic rocks

PLUTONIC ROCKS

MESOZOIC

- Msg — Mesozoic granitic rocks
- Msd — Mesozoic dioritic rocks
- Mzgr — Gabbroic rocks*
- Mzu — Ultramafic rocks*

*Horizontal line pattern denotes melange terrane.

DIAGRAMMATIC CROSS SECTION ACROSS THE SACRAMENTO QUADRANGLE



EXPLANATION
(Units simplified from the geologic map)

CENOZOIC

- Q — Quaternary alluvial deposits
- Qg — Glacial deposits
- Tou — Undifferentiated Tertiary and Quaternary continental deposits
- Tm — Mehrten Formation
- Tvs — Valley Springs Formation
  (Shown in Sierra only; included with Tou beneath Sacramento Valley)
- Tg — Tertiary "Auriferous" gravels
- Tmu — Undifferentiated early Tertiary marine deposits on west side and beneath Sacramento Valley grading into early Tertiary nonmarine deposits (Ione Fm) on east side of the Valley

PALEOZOIC – MESOZOIC

- Ku — Upper Cretaceous Great Valley Sequence
- Kl — Lower Cretaceous Great Valley Sequence
- Ju — Upper Jurassic Great Valley Sequence
  (Shown only on cross section)
- Msu — Mesozoic plutonic rocks of the Sierra Nevada
- JPzM — Jurassic metamorphic rocks of the Sierra Nevada
- Ofs — Ophiolitic terrane; includes metavolcanic, metasedimentary, and ultramafic rocks
- gr — Gabbroic rocks (in ophiolitic terrane)
- mz — Sheared Mesozoic-Paleozoic rocks of Foothill melange belt
- PzM — Paleozoic metamorphic rocks of the Sierra Nevada

MAP SYMBOLS

Contact
(Observed or approximately located; queried where gradational or inferred.)

Fault
(Solid where well located; dashed where approximately located or inferred; dotted where concealed by younger rocks or water; queried where continuation or existence is uncertain. U, upthrown side; D, downthrown side, relative or apparent.)

Anticlinal fold
(Dotted where concealed by younger rocks or water.)

Synclinal fold
(Dotted where concealed by younger rocks or water.)

Overturned fold

Strike and dip of beds
(General strike and dip of stratified rocks.)

Strike and dip of foliation
(General strike and dip of foliation in metamorphic rocks.)

Joints
(Prominent joints in granitic and metamorphic rocks of the high Sierra.)

Williams & Heintz Map Corporation, Capitol Heights, Md. 20743

GEOLOGIC MAP OF THE SACRAMENTO QUADRANGLE, CALIFORNIA, 1:250,000

Compilation by
D. L. Wagner, C.W. Jennings, T.L.Bedrossian, and E.J. Bortugno

Published
1981

Appendix D

Public Hearing for Katherine Johnson Middle School Construction Project

May 9, 2023

Public Comments

COMMENTS OF DISTRICT RESIDENT MICHAEL SEAMAN, ON SAN JUAN UNIFIED SCHOOL DISTRICT BOARD OF TRUSTEES AGENDA ITEM I-3, PUBLIC HEARING ON PRELIMINARY ENDANGERMENT ASSESSMENT (PEA), KATHERINE JOHNSON MIDDLE SCHOOL CONSTRUCTION PROJECT AT BOARD OF TRUSTEES' MEETING OF MAY 9, 2023

WHENEVER I SEE EGREGIOUS ERRORS IN PUBLIC DOCUMENTS MY BALONEY-WARNINING SYSTEM GOES OFF. AND INDEED, THERE IS SUCH A BLATANT ERROR IN YOUR P.E.A. REPORT. ON PAGE 1-1 THE REPORT STATES,

> "Water and sewer services for the school will be provided by the municipal systems of the City of Sacramento Utilities Department."

NOPE. THE CREEKSIDE SITE GETS ITS WATER FROM THE SACRAMENTO SUBURBAN WATER DISTRICT AND ITS SEWER SERVICES ARE PROVIDED BY SACRAMENTO COUNTY.

THAT STATEMENT IN THE P.E.A. REPORT REMINDS ME OF THE WAY YOUR DISTRICT HANDLED THE CEQA DOCUMENT FOR THE PROJECT – YOU JUST WROTE SOME WORDS, OFFERED THEM UP FOR PUBLIC COMMENT, IGNORED THE COMMENTS AND MOVED ON. WHY SHOULD THE P.E.A. BE ANY DIFFERENT? IT ESSENTIALLY SAYS TO THE STATE THAT YOU SPENT A LOT OF MONEY ACTING LIKE DUE DILIGENCE IS HAPPENING AND, GOSH, LOOK, THERE AREN'T ANY SIGNIFICANT PROBLEMS AT THE SITE.

BUT I WONDER, HAVE YOU TOLD THE STATE THAT THE NEED FOR A 650-STUDENT MIDDLE SCHOOL AT CREEKSIDE WASN'T IN THE DISTRICT'S FACILITIES MASTER PLAN, THE ONE THAT OSTENSIBLY GUIDED YOUR MEASURE P BOND? HAVE YOU TOLD THEM THAT THE VOTERS WERE NOT TOLD THAT MEASURE P BOND MONEY WOULD BE SPENT ON THIS SPECIFIC PROJECT? OR THAT THE REQUIRED BOND OVERSIGHT COMMITTEE REVIEW DID NOT TAKE PLACE? DID YOU LET THEM KNOW THE SITE IS IN A DESIGNATED ENVIRONMENTAL JUSTICE AREA? AND DID YOU TELL THE STATE THAT YOUR DISTRICT MADE A DESCRETIONARY DECISION TO APPROVE THE PROJECT A FULL FIVE MONTHS BEFORE YOU STARTED THE REQUIRED CEQA ANALYSIS? DID YOU TELL THEM YOU REFUSED TO MITIGATE YOUR PRE-SELECTED CAMPUS BUILDINGS BECAUSE YOU HAD ALREADY LOCKED IN THE DESIGN BEFORE SEEKING PUBLIC INPUT?

I MENTION THOSE POINTS BECAUSE YOUR AGENDA ITEM SPECIFICALLY SAYS YOU WILL PROVIDE THE DEPARTMENT OF TOXIC SUBSTANCES CONTROL WITH THE PUBLIC COMMENTS. I EXPECT YOU TO KEEP YOUR WORD.

THANK YOU.

RESPONSES TO PUBLIC HEARING COMMENTS
PRELIMINARY ENDANGERMENT ASSESSMENT REPORT
KATHERINE JOHNSON MIDDLE SCHOOL CONSTRUCTION PROJECT
2641 KENT DRIVE, SACRAMENTO, CA
MAY 9 2023

ITEM	PAGE OR REFERENCE	COMMENT	RESPONSE OR ACTION
PUBLIC COMMENT by MR. MICHAEL SEAMAN			
1	Page 1-1	"Water and sewer services for the school will be provided by the municipal systems of the City of Sacramento Utilities Department" Nope, the Creekside site gets its water from the Sacramento Suburban Water District and its sewer services are provided by Sacramento County.	Comment acknowledged. The text was revised to "Water and sewer services for the school will be provided by Sacramento Suburban Water District and the Sacramento County sanitary sewer system" on page 1-1. This comment was also addressed on page 8-2 "The water supply for the school will be obtained from Sacramento Suburban Water District."