

Monomoy Middle School : MCAS 2021

Walk with Purpose

“ Your results are worth celebrating. I think this is data that people need to see. Aren't you the school district that is doing all that work with SEL? I wonder how much that has to do with these results.”

-Kathy Flanigan, Psychometric Research Coordinator for the Department of Elementary and Secondary Education

Student Growth Percentile

Student Growth Percentiles: (SGPs) complement the MCAS year-by-year test scores. They measure change in achievement over time rather than grade-level achievement results in any one year. For the sake of the pandemic the growth percentile was determined in relation to the student data from 2017-2019.

Example of how it works:

For a student that scores a 500 on the MCAS in 2017, they will be based with all other students that receive a score of 500 within the state. Then a growth projection will be made based on the all the students that tested and received a similar score of 500. DESE used the same projected growth rates from 2017-2019 to determine the growth percentile from 2019-2021.

The Student Growth Percentile gives an overall where our individual and school are in relation out of 100 students with 50/100 or 50th percentile being defined as average growth.



MRMS Growth by grade level

Grade level	Assessment	Growth
5	ELA	31.6
5	Math	51.1
6	ELA	47.5
6	Math	44.9
7	ELA	36.7
7	Math	46.5
Overall MRMS Growth		43.05



MRMS Growth compared to notable Cape Schools

School	Growth Percentile
Monomoy Middle School	43.05
Nauset Middle School	29.05
Cape Cod Lighthouse Charter	32.15
Mattacheese	42.65
Barnstable	29.08
Sandwich	43.40
Mashpee	30.96
Bourne	29.75
Falmouth	45.83

MRMS Grows and Glows

In comparison to the Cape schools our growth is impressive! Monomoy Middle School ranks 3rd out of 13 Cape and Island middle schools in growth during the pandemic.

What does the data mean?

- The Monomoy Middle School Staff Accepted, Adapted, and Achieved! The focus remained on student learning and the situation did not determine our outcome.
- The additional time of 30 minutes daily on learning related to Science, Mathematics, English Language Arts created an environment that allowed us to address the gaps created by COVID.
- Embedding social-emotional learning through Advisory into our day has merit, and purpose.

Student Achievement

Exceeding Expectations(530-560)

A student who performed at this level exceeded grade-level expectations by demonstrating mastery of the subject matter.

Meeting Expectations (500-529)

A student who performed at this level met grade-level expectations and is academically on track to succeed in the current grade in this subject.

Partially Meeting Expectations(470-499)

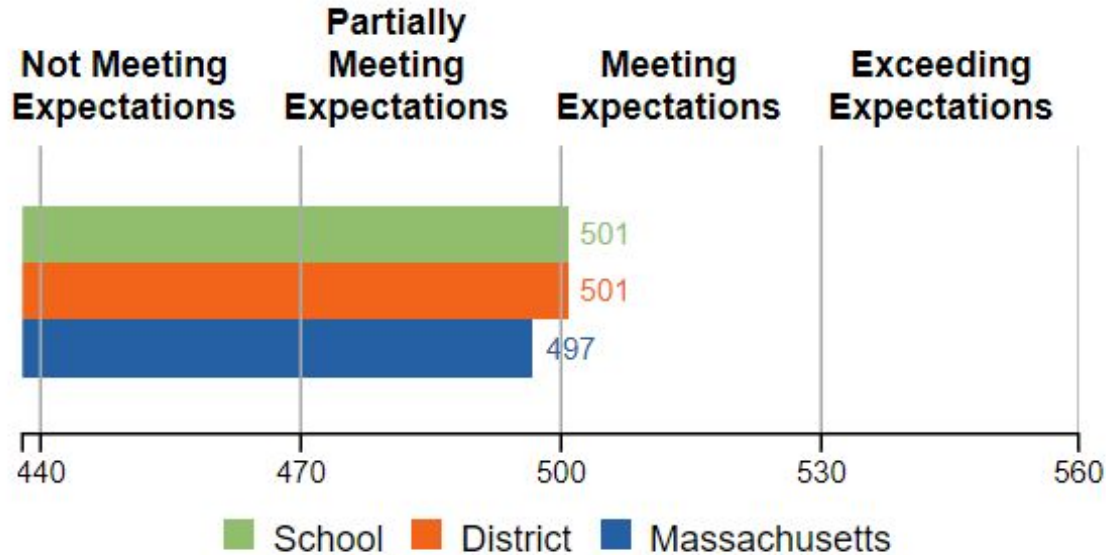
A student who performed at this level partially met grade-level expectations in this subject. The school, in consultation with the student's parent/guardian, should consider whether the student needs additional academic assistance to succeed in this subject.

Not Meeting Expectations (440-469)

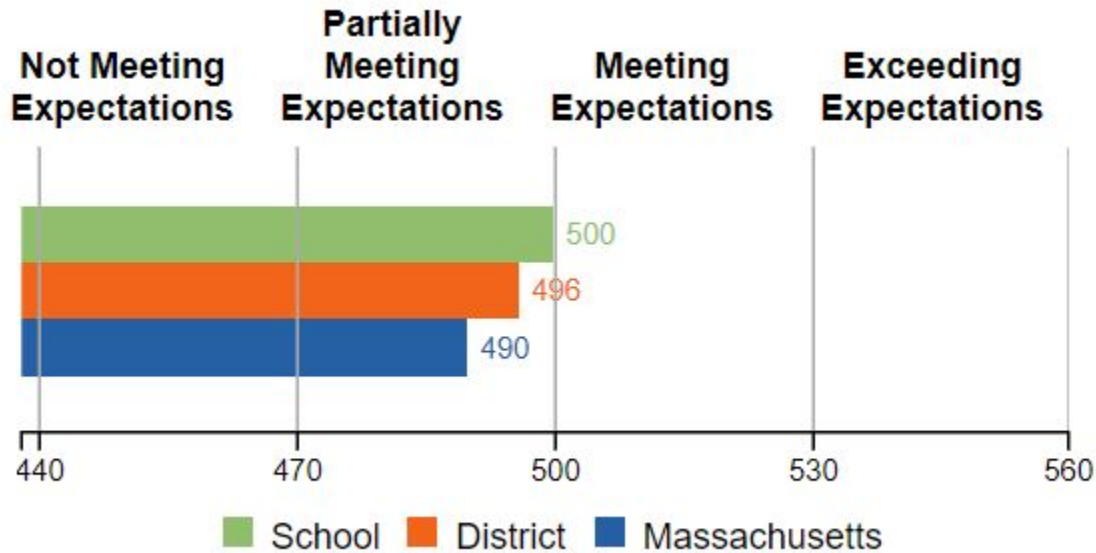
A student who performed at this level did not meet grade-level expectations in this subject. The school, in consultation with the student's parent/guardian, should determine the coordinated academic assistance and/or additional instruction the student needs to succeed in this subject.

MRMS Achievement ELA

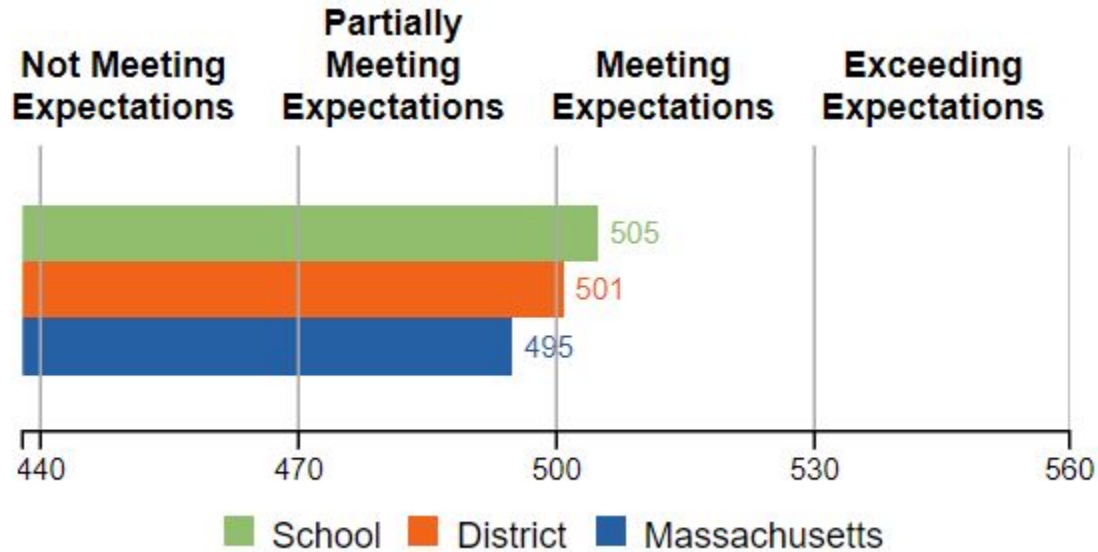
English Language Arts - Grades 3 - 8



MRMS Achievement Mathematics



MRMS Achievement Science



MRMS leads the Cape and Islands

School	Achievement
Monomoy Middle School	502
Falmouth	499
Martha's Vineyard	498.33
Cape Cod Lighthouse Charter	498
Sandwich	498
Nauset Middle School	495.33
Mashpee	493.66
Mattacheese	491.33
Bourne	490.66
Nantucket	489.66

Remote Learning vs. In-Person (raw score)

School	In-Person Learning Model	Remote Learning Model
Grade 5-7 ELA	500.57	496.98
Grade 5-7 Math	499.81	496.85
Grade 5 Science	503.91	495.64

MRMS Grows and Glows

What does the data mean?

- It means we did well last year, even though our achievement dipped from 2019
- It means our reputation as the premiere middle school on the cape is reinforced.
- It means more students are deciding to stay in their home district and enrollment at the middle school continues to rise.
- Students, staff are honored to be a part of Monomoy Middle School
- It means we have work to do within specific cohorts including (students on IEPs, ELL, children of color, distance learners, low socio-economic standing, boys, etc)

Next Steps

- MCAS Mail out
- MAP Data Share out
 - Student Goal Setting

Academic Supports

- Seminar design is based on the results of MAP/MCAS