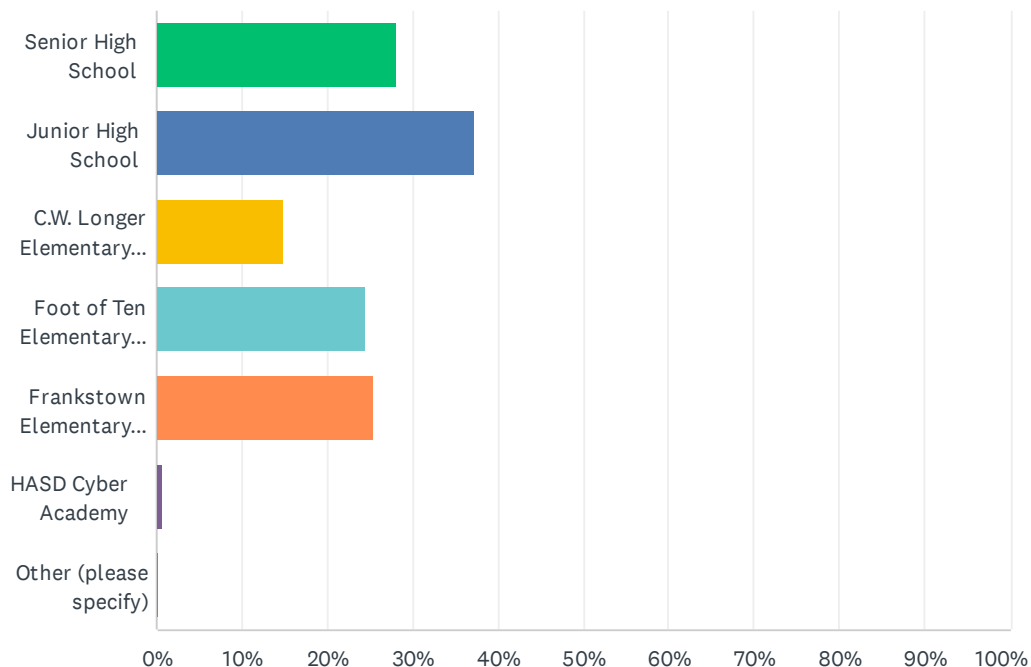


Q1 Name (optional)

Answered: 151 Skipped: 568

Q2 Building(s) in which your child(ren) attended during the 2022-2023 school year.

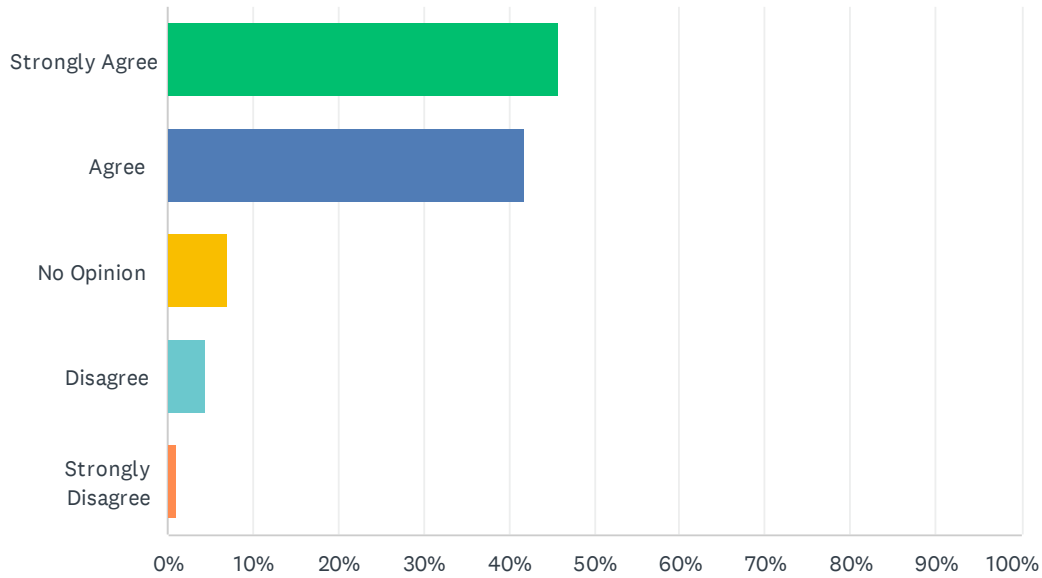
Answered: 719 Skipped: 0



| ANSWER CHOICES | RESPONSES | |
|-------------------------------|-----------|-----|
| Senior High School | 28.23% | 203 |
| Junior High School | 37.41% | 269 |
| C.W. Longer Elementary School | 15.02% | 108 |
| Foot of Ten Elementary School | 24.48% | 176 |
| Frankstown Elementary School | 25.45% | 183 |
| HASD Cyber Academy | 0.56% | 4 |
| Other (please specify) | 0.28% | 2 |
| Total Respondents: 719 | | |

Q3 As a parent/guardian, I feel welcome at my child's school.

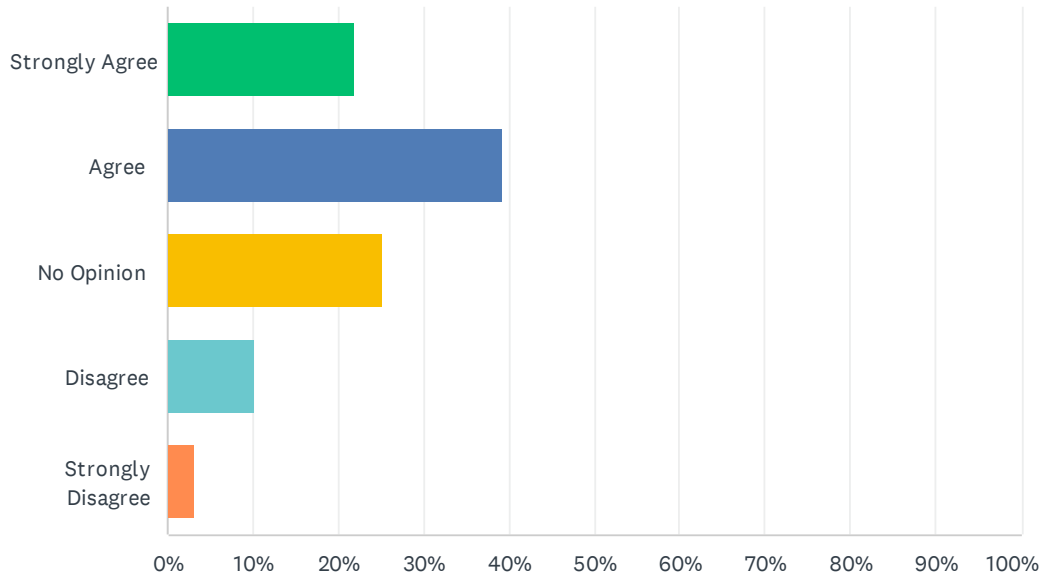
Answered: 590 Skipped: 129



| ANSWER CHOICES | RESPONSES | |
|-------------------|-----------|------------|
| Strongly Agree | 45.76% | 270 |
| Agree | 41.69% | 246 |
| No Opinion | 6.95% | 41 |
| Disagree | 4.58% | 27 |
| Strongly Disagree | 1.02% | 6 |
| TOTAL | | 590 |

Q4 The application of the student handbook and related consequences for discipline violations are administered appropriately.

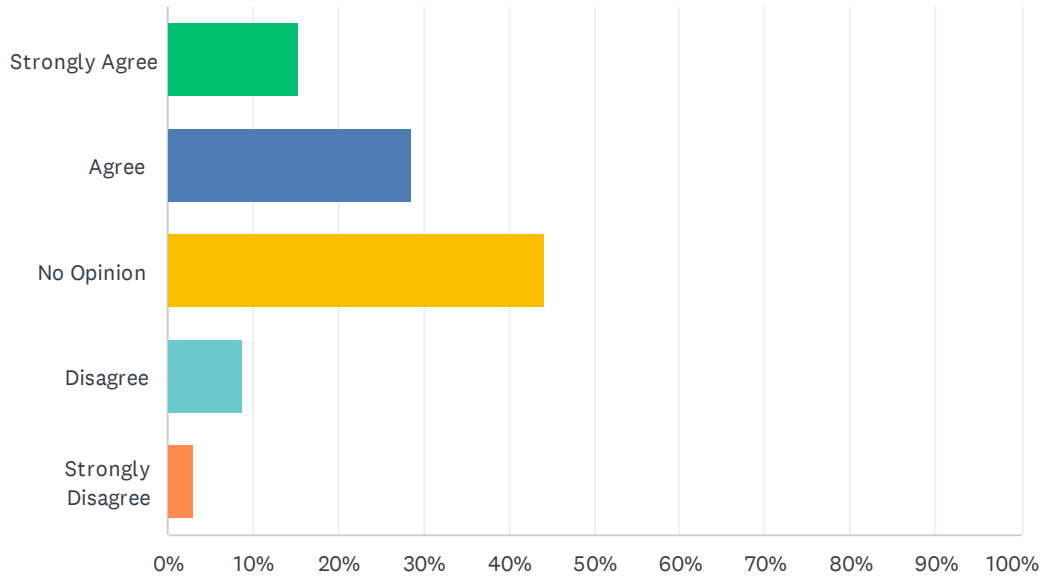
Answered: 590 Skipped: 129



| ANSWER CHOICES | RESPONSES | |
|-------------------|-----------|-----|
| Strongly Agree | 21.86% | 129 |
| Agree | 39.32% | 232 |
| No Opinion | 25.25% | 149 |
| Disagree | 10.34% | 61 |
| Strongly Disagree | 3.22% | 19 |
| TOTAL | | 590 |

Q5 The School Wide Positive Behavior Support program (SWPBS) has had a positive impact on discipline and school climate.

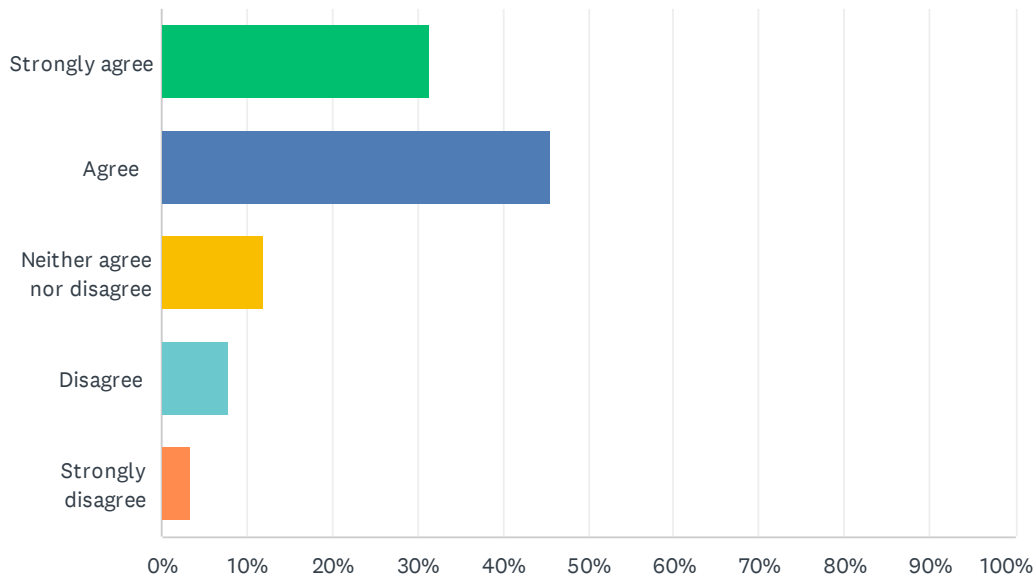
Answered: 590 Skipped: 129



| ANSWER CHOICES | RESPONSES | |
|-------------------|-----------|------------|
| Strongly Agree | 15.42% | 91 |
| Agree | 28.64% | 169 |
| No Opinion | 44.24% | 261 |
| Disagree | 8.64% | 51 |
| Strongly Disagree | 3.05% | 18 |
| TOTAL | | 590 |

Q6 I would describe the climate at my child's school as positive.

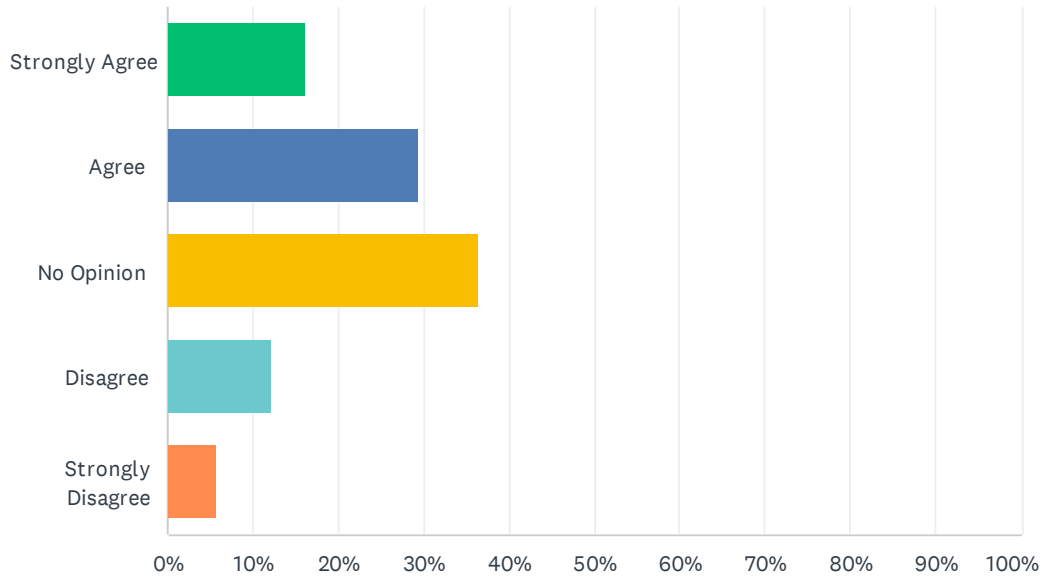
Answered: 590 Skipped: 129



| ANSWER CHOICES | RESPONSES | |
|----------------------------|-----------|------------|
| Strongly agree | 31.36% | 185 |
| Agree | 45.59% | 269 |
| Neither agree nor disagree | 11.86% | 70 |
| Disagree | 7.80% | 46 |
| Strongly disagree | 3.39% | 20 |
| TOTAL | | 590 |

Q7 The administration and teachers at my child's school work with parents to address incidents of bullying and cyberbullying.

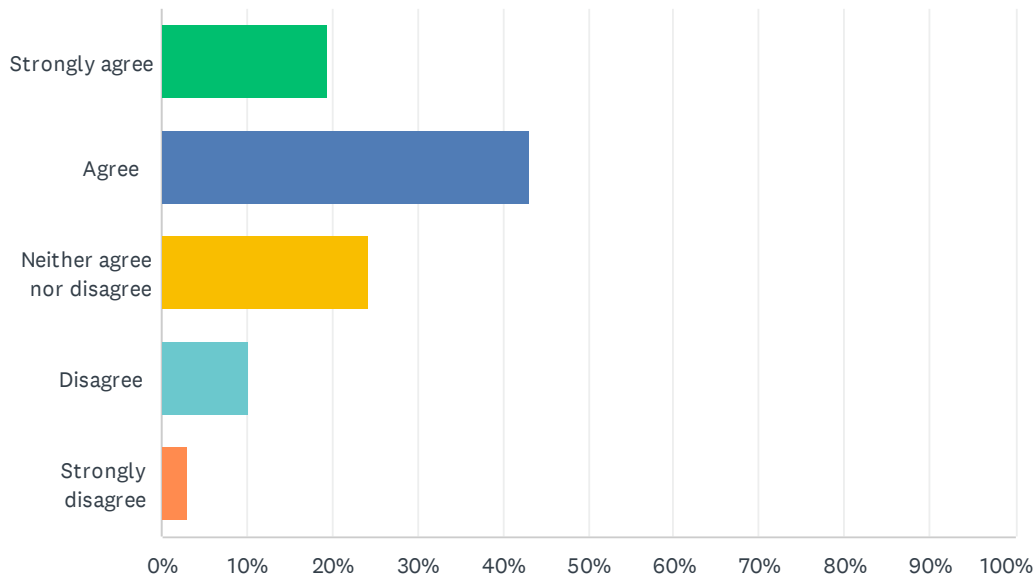
Answered: 590 Skipped: 129



| ANSWER CHOICES | RESPONSES | |
|-------------------|-----------|------------|
| Strongly Agree | 16.10% | 95 |
| Agree | 29.49% | 174 |
| No Opinion | 36.44% | 215 |
| Disagree | 12.20% | 72 |
| Strongly Disagree | 5.76% | 34 |
| TOTAL | | 590 |

Q8 The school district prioritizes the mental wellness needs of students.

Answered: 590 Skipped: 129



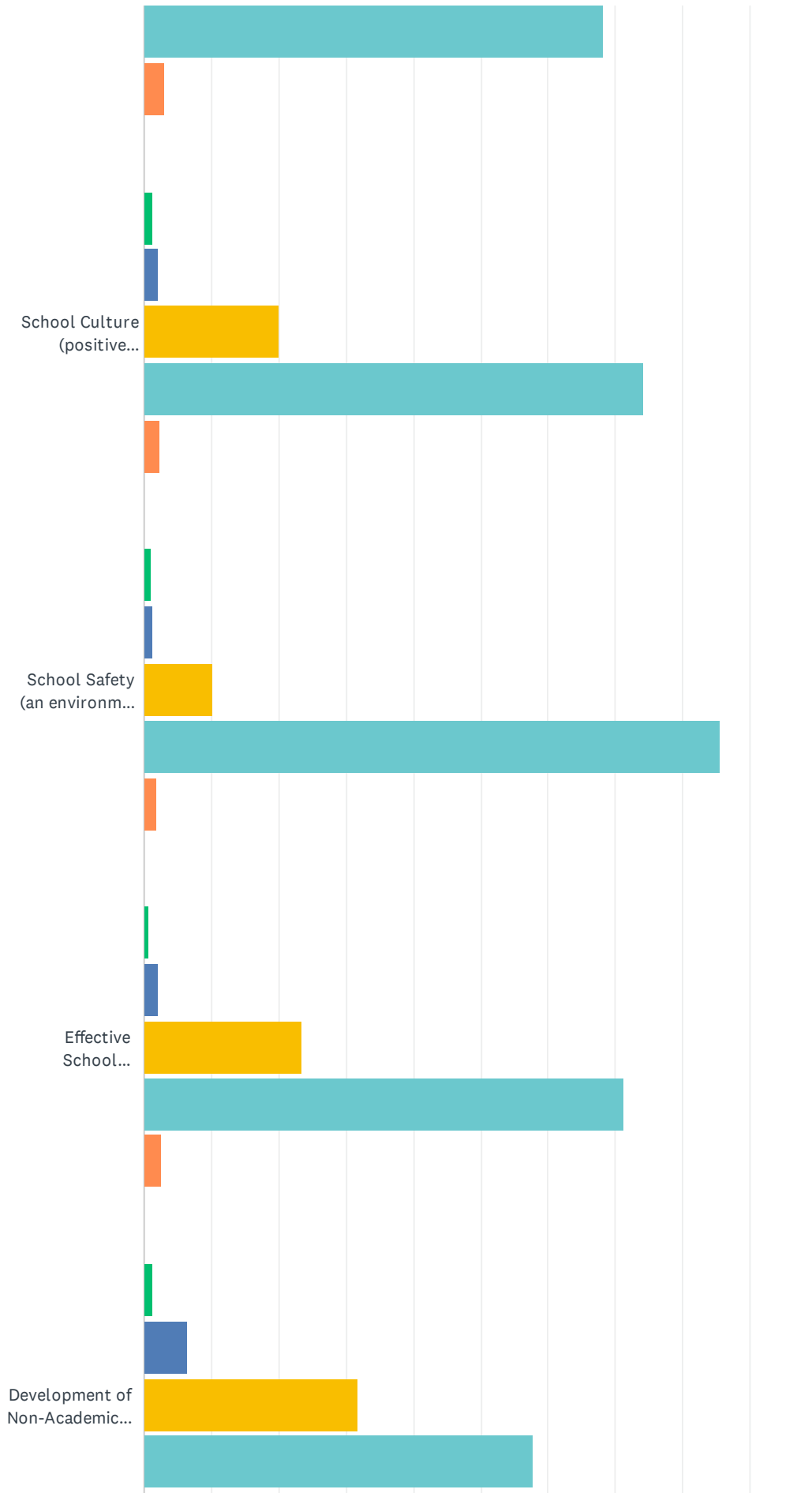
| ANSWER CHOICES | RESPONSES | |
|----------------------------|-----------|------------|
| Strongly agree | 19.32% | 114 |
| Agree | 43.05% | 254 |
| Neither agree nor disagree | 24.24% | 143 |
| Disagree | 10.34% | 61 |
| Strongly disagree | 3.05% | 18 |
| TOTAL | | 590 |

Q9 In your opinion, what is a good indication of the quality of a school? (please rate the following)

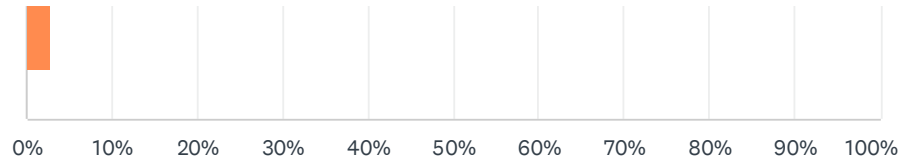
Answered: 590 Skipped: 129



Hollidaysburg Area School District Parent Perception Survey - Spring 2023



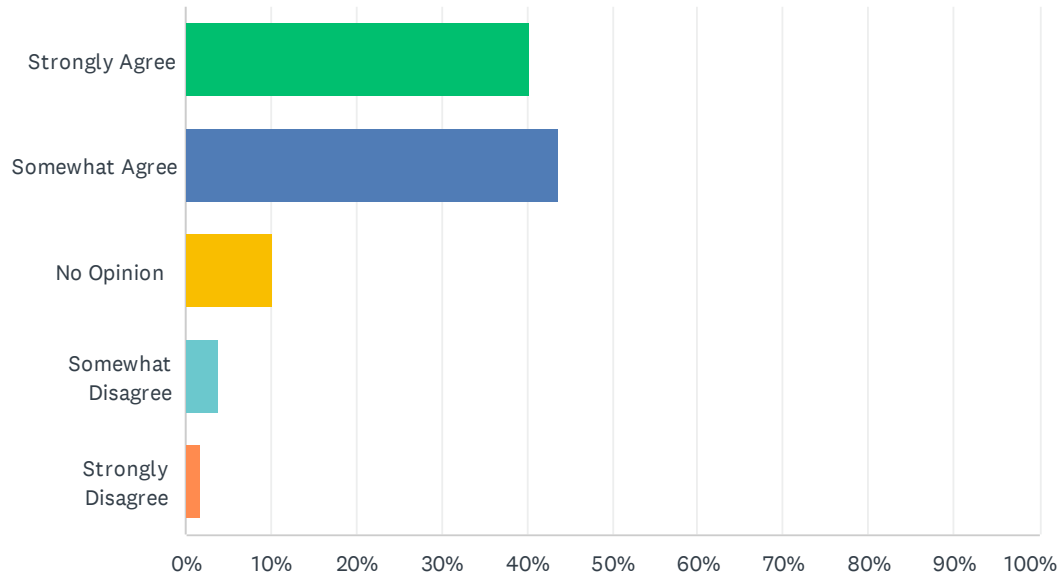
Hollidaysburg Area School District Parent Perception Survey - Spring 2023



| | NOT IMPORTANT AS AN INDICATOR OF SCHOOL QUALITY | SOMEWHAT IMPORTANT AS AN INDICATOR OF SCHOOL QUALITY | IMPORTANT AS AN INDICATOR OF SCHOOL QUALITY | VERY IMPORTANT AS AN INDICATOR OF SCHOOL QUALITY | NO OPINION | TOTAL | WEIGHTED AVERAGE |
|---|---|--|---|--|-------------|-------|------------------|
| Student Performance (standardized test scores, local assessments) | 12.88% 76 | 28.64% 169 | 28.81% 170 | 26.44% 156 | 3.22% 19 | 590 | 2.78 |
| Student Growth (academic and social skills/maturity) | 1.02% 6 | 4.41% 26 | 23.90% 141 | 69.15% 408 | 1.53% 9 | 590 | 3.66 |
| Student Engagement (student is actively engaged and enjoys learning, ability to pursue and develop interests) | 1.19% 7 | 2.71% 16 | 23.39% 138 | 70.51% 416 | 2.20% 13 | 590 | 3.70 |
| Student/Staff Emotional Well Being (an environment where wellness needs are met) | 2.03% 12 | 3.05% 18 | 23.90% 141 | 68.14% 402 | 2.88% 17 | 590 | 3.67 |
| School Culture (positive learning environment with healthy adult/student, student/student, staf/parent relationships) | 1.19% 7 | 2.20% 13 | 20.00% 118 | 74.24% 438 | 2.37% 14 | 590 | 3.74 |
| School Safety (an environment where students and staff feel safe) | 1.02% 6 | 1.36% 8 | 10.34% 61 | 85.42% 504 | 1.86% 11 | 590 | 3.86 |
| Effective School Leadership (supportive of staff and students) | 0.68% 4 | 2.03% 12 | 23.56% 139 | 71.19% 420 | 2.54% 15 | 590 | 3.73 |
| Development of Non-Academic Skills in Students (communication, citizenship, integrity, perseverance...) | 1.19% 7 | 6.44% 38 | 31.86% 188 | 57.80% 341 | 2.71% 16 | 590 | 3.54 |

Q10 My child's school building is equipped with physical safety measures to maintain a safe environment.

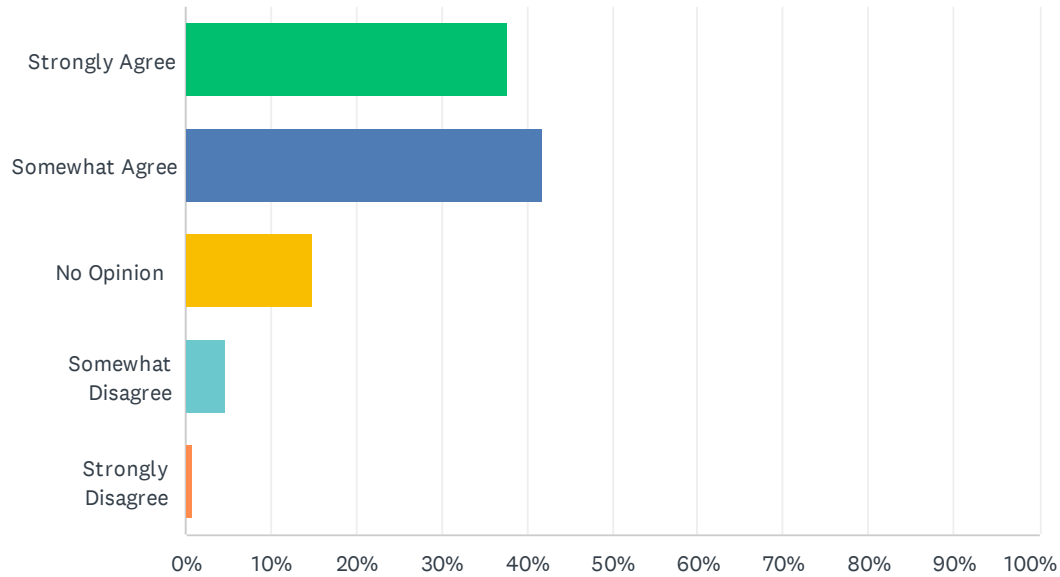
Answered: 585 Skipped: 134



| ANSWER CHOICES | RESPONSES | |
|-------------------|-----------|------------|
| Strongly Agree | 40.34% | 236 |
| Somewhat Agree | 43.76% | 256 |
| No Opinion | 10.26% | 60 |
| Somewhat Disagree | 3.93% | 23 |
| Strongly Disagree | 1.71% | 10 |
| TOTAL | | 585 |

Q11 District and school safety drills have been effective in preparing the students and staff for various safety scenarios.

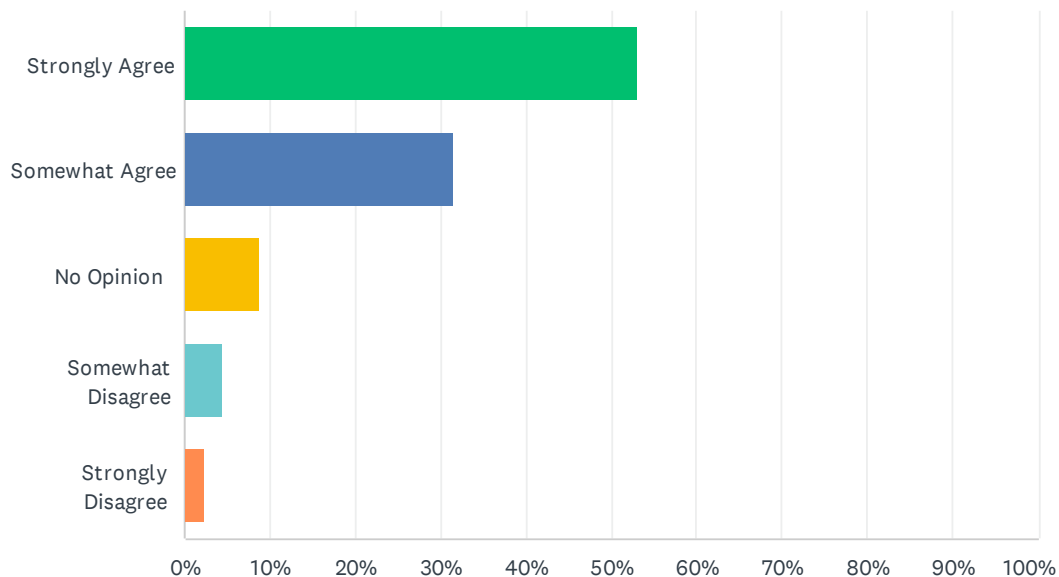
Answered: 585 Skipped: 134



| ANSWER CHOICES | RESPONSES | |
|-------------------|-----------|------------|
| Strongly Agree | 37.78% | 221 |
| Somewhat Agree | 41.88% | 245 |
| No Opinion | 14.87% | 87 |
| Somewhat Disagree | 4.62% | 27 |
| Strongly Disagree | 0.85% | 5 |
| TOTAL | | 585 |

Q12 Safety concerns are addressed and communicated to parents promptly by building and/or district administration.

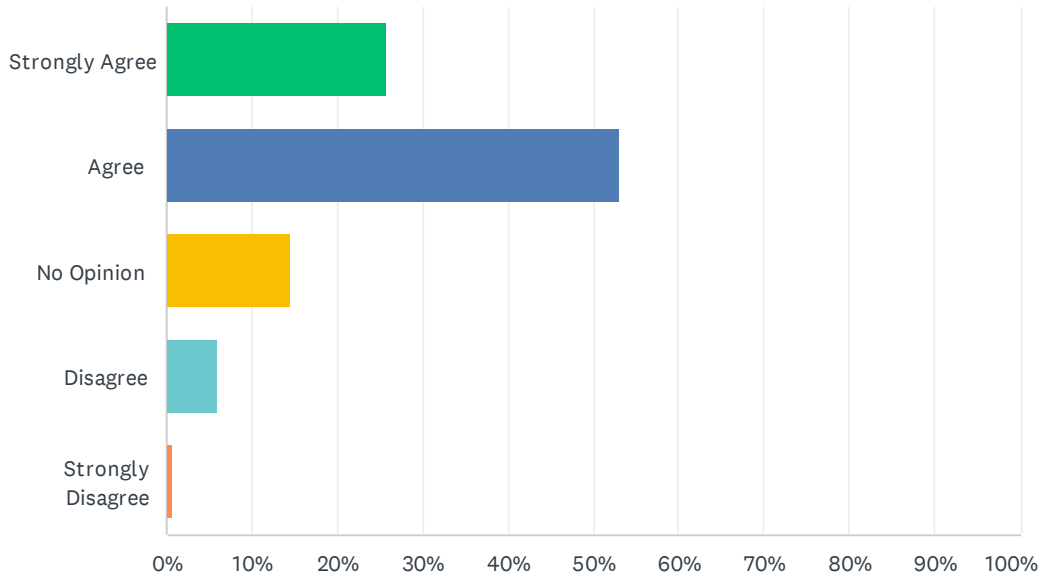
Answered: 585 Skipped: 134



| ANSWER CHOICES | RESPONSES | |
|-------------------|-----------|------------|
| Strongly Agree | 52.99% | 310 |
| Somewhat Agree | 31.45% | 184 |
| No Opinion | 8.72% | 51 |
| Somewhat Disagree | 4.44% | 26 |
| Strongly Disagree | 2.39% | 14 |
| TOTAL | | 585 |

Q13 Technology in our district is dependable and meets the needs of teachers and students.

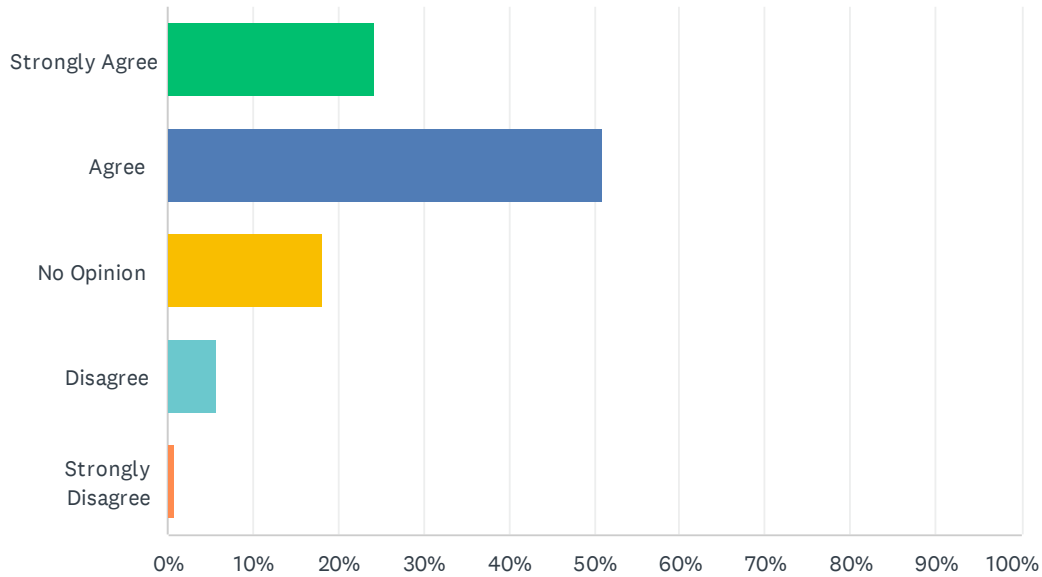
Answered: 578 Skipped: 141



| ANSWER CHOICES | RESPONSES | |
|-------------------|-----------|------------|
| Strongly Agree | 25.78% | 149 |
| Agree | 53.11% | 307 |
| No Opinion | 14.53% | 84 |
| Disagree | 5.88% | 34 |
| Strongly Disagree | 0.69% | 4 |
| TOTAL | | 578 |

Q14 HASD teachers effectively use technology to enhance the quality of their instruction.

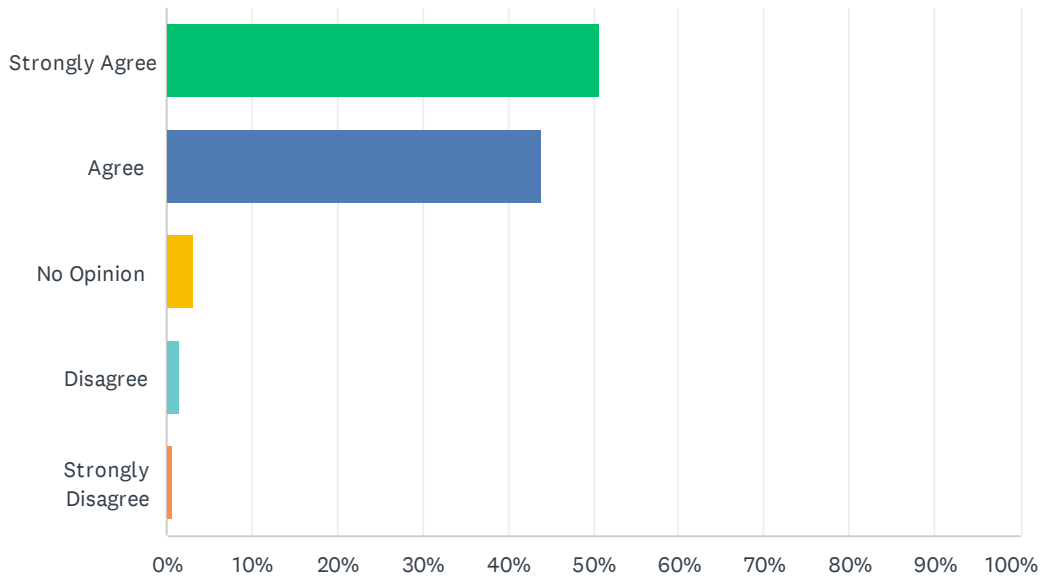
Answered: 578 Skipped: 141



| ANSWER CHOICES | RESPONSES | |
|-------------------|-----------|------------|
| Strongly Agree | 24.39% | 141 |
| Agree | 50.87% | 294 |
| No Opinion | 18.17% | 105 |
| Disagree | 5.71% | 33 |
| Strongly Disagree | 0.87% | 5 |
| TOTAL | | 578 |

Q15 The notifications I receive via School Messenger are helpful and appropriate (emergency weather information via voicemail/text, district announcements via e-mail/text).

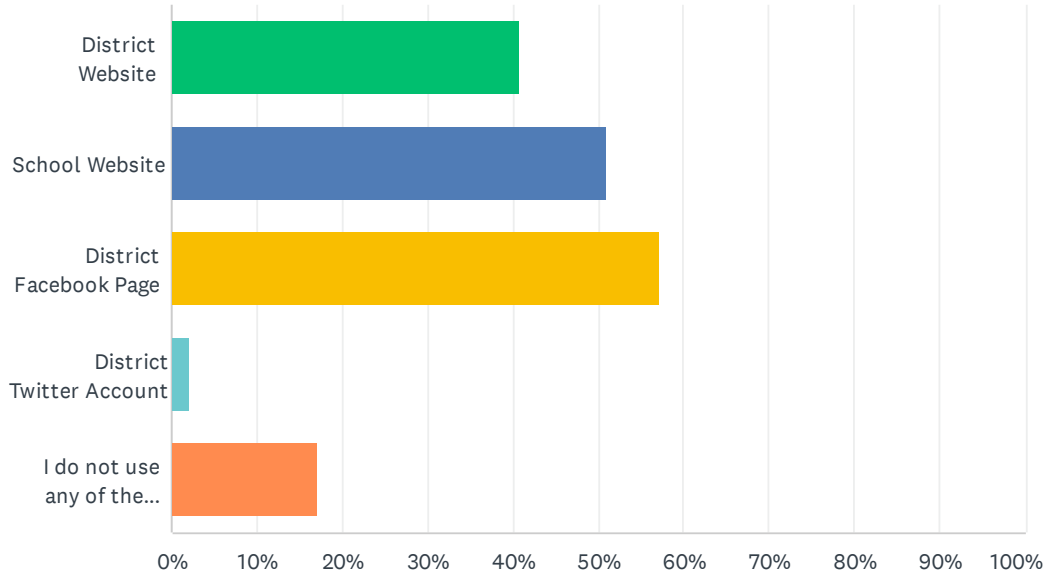
Answered: 578 Skipped: 141



| ANSWER CHOICES | RESPONSES |
|-------------------|------------|
| Strongly Agree | 50.69% 293 |
| Agree | 43.94% 254 |
| No Opinion | 3.11% 18 |
| Disagree | 1.56% 9 |
| Strongly Disagree | 0.69% 4 |
| TOTAL | 578 |

Q16 I find the following social media outlets useful as a resource for District news:

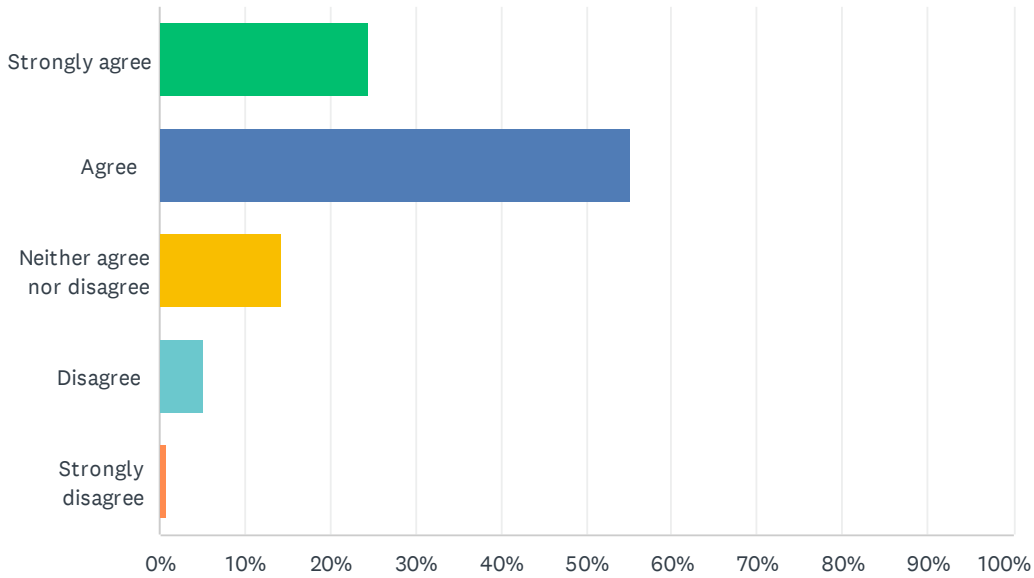
Answered: 554 Skipped: 165



| ANSWER CHOICES | RESPONSES | |
|---|-----------|-----|
| District Website | 40.79% | 226 |
| School Website | 50.90% | 282 |
| District Facebook Page | 57.04% | 316 |
| District Twitter Account | 2.17% | 12 |
| I do not use any of the District social media resources | 17.15% | 95 |
| Total Respondents: 554 | | |

Q17 HASD sets high academic standards for our students.

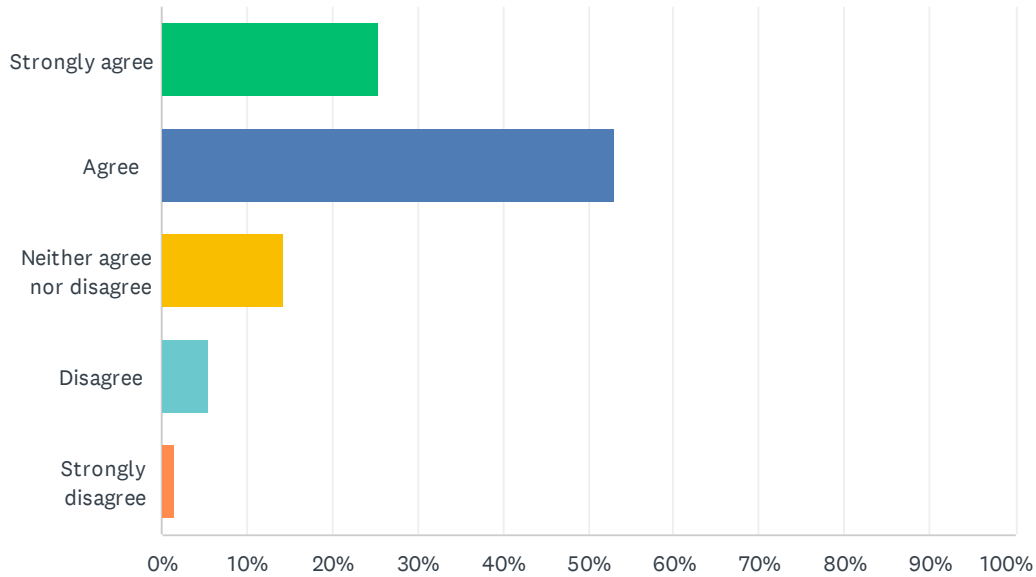
Answered: 568 Skipped: 151



| ANSWER CHOICES | RESPONSES | |
|----------------------------|-----------|------------|
| Strongly agree | 24.47% | 139 |
| Agree | 55.28% | 314 |
| Neither agree nor disagree | 14.26% | 81 |
| Disagree | 5.11% | 29 |
| Strongly disagree | 0.88% | 5 |
| TOTAL | | 568 |

Q18 HASD addresses the needs of all students by offering a wide range of curricular offerings.

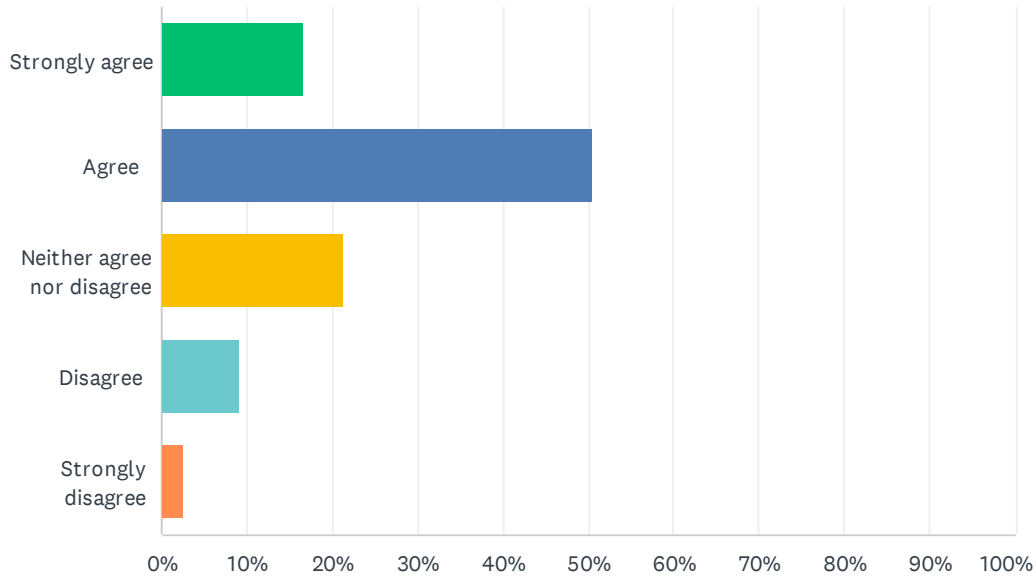
Answered: 570 Skipped: 149



| ANSWER CHOICES | RESPONSES | |
|----------------------------|-----------|------------|
| Strongly agree | 25.44% | 145 |
| Agree | 53.16% | 303 |
| Neither agree nor disagree | 14.39% | 82 |
| Disagree | 5.61% | 32 |
| Strongly disagree | 1.40% | 8 |
| TOTAL | | 570 |

Q19 HASD effectively teaches students important life skills (e.g. respect, responsibility...).

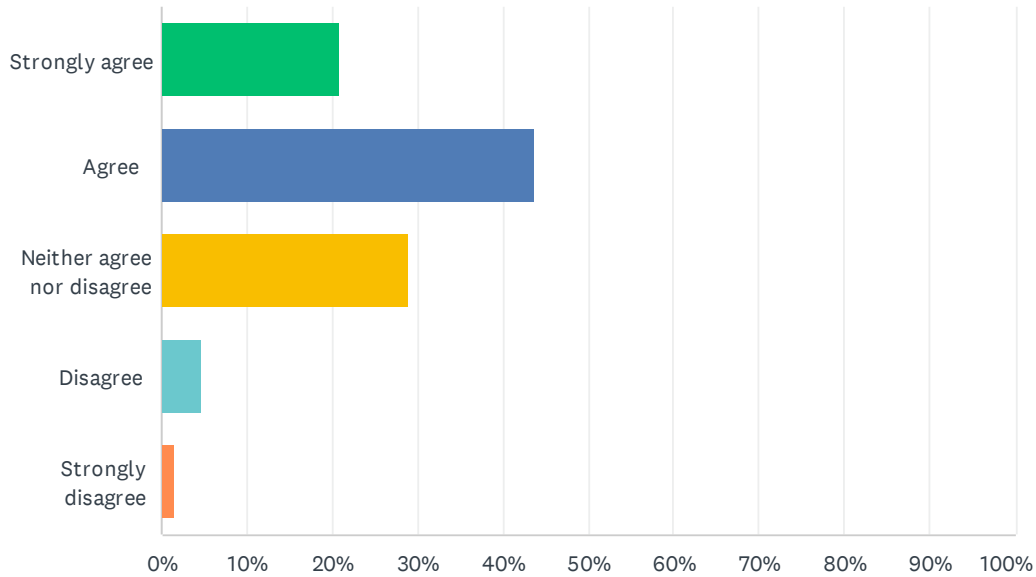
Answered: 567 Skipped: 152



| ANSWER CHOICES | RESPONSES | |
|----------------------------|-----------|------------|
| Strongly agree | 16.58% | 94 |
| Agree | 50.44% | 286 |
| Neither agree nor disagree | 21.34% | 121 |
| Disagree | 9.17% | 52 |
| Strongly disagree | 2.47% | 14 |
| TOTAL | | 567 |

Q20 Guidance services provided by HASD counselors and partner agencies meet the wellness needs of the students.

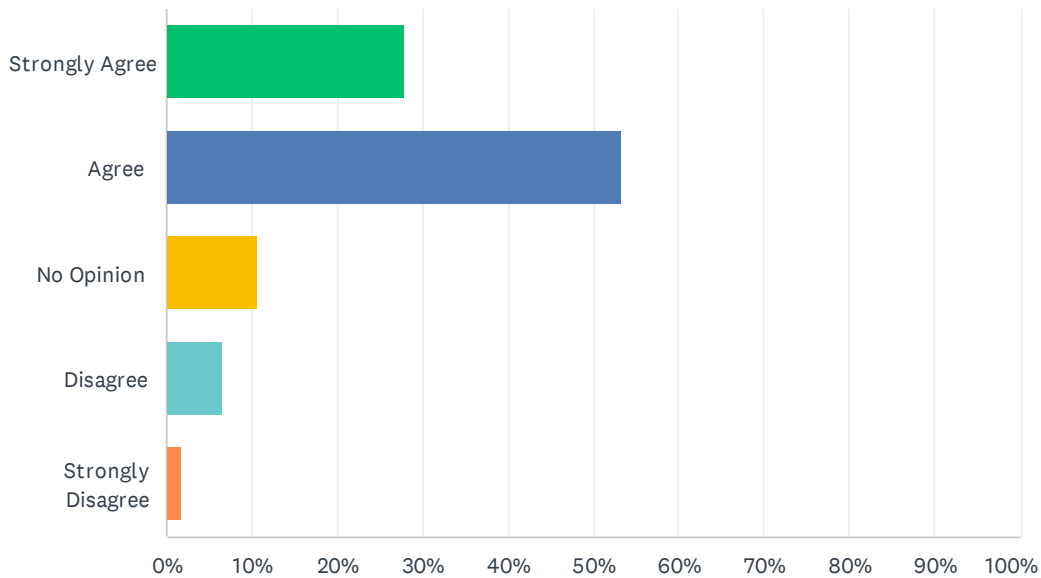
Answered: 567 Skipped: 152



| ANSWER CHOICES | RESPONSES | |
|----------------------------|-----------|-----|
| Strongly agree | 20.81% | 118 |
| Agree | 43.74% | 248 |
| Neither agree nor disagree | 29.10% | 165 |
| Disagree | 4.76% | 27 |
| Strongly disagree | 1.59% | 9 |
| TOTAL | | 567 |

Q21 HASD teachers provide quality instruction for all students.

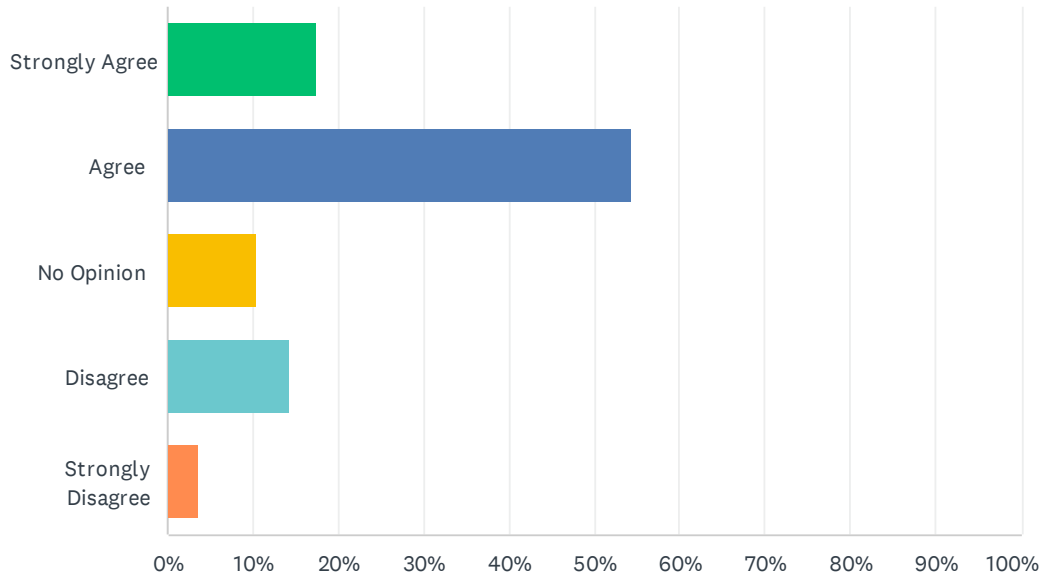
Answered: 567 Skipped: 152



| ANSWER CHOICES | RESPONSES | |
|-------------------|-----------|------------|
| Strongly Agree | 27.87% | 158 |
| Agree | 53.26% | 302 |
| No Opinion | 10.58% | 60 |
| Disagree | 6.53% | 37 |
| Strongly Disagree | 1.76% | 10 |
| TOTAL | | 567 |

Q22 The amount of time my child spends on homework is appropriate for his/her age.

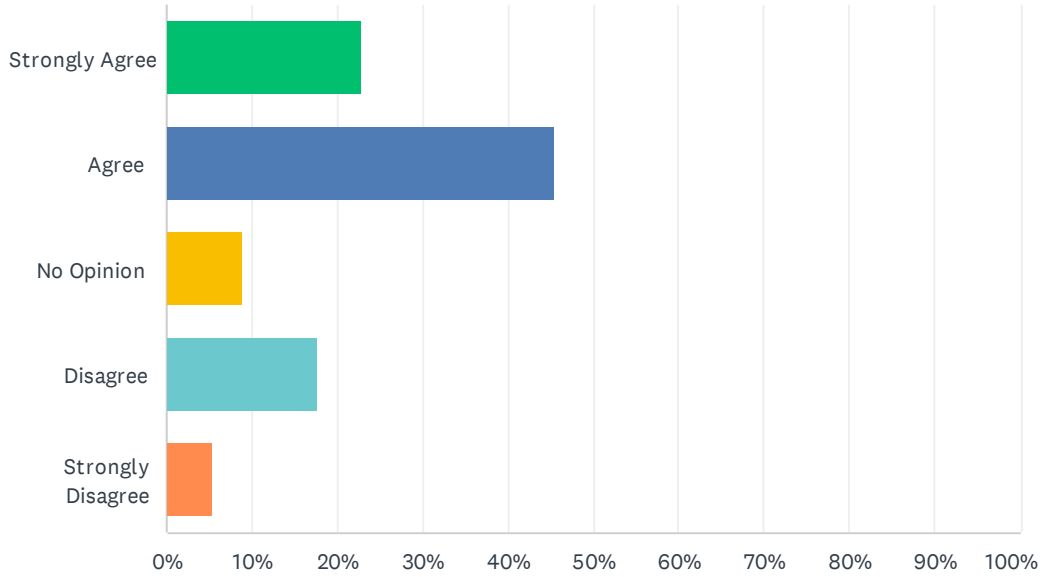
Answered: 567 Skipped: 152



| ANSWER CHOICES | RESPONSES | |
|-------------------|-----------|------------|
| Strongly Agree | 17.46% | 99 |
| Agree | 54.32% | 308 |
| No Opinion | 10.41% | 59 |
| Disagree | 14.29% | 81 |
| Strongly Disagree | 3.53% | 20 |
| TOTAL | | 567 |

Q23 I receive an appropriate level of communication regarding my child's progress from his/her teacher(s) through written notes, phone calls, or Google Classroom/gradebook comments.

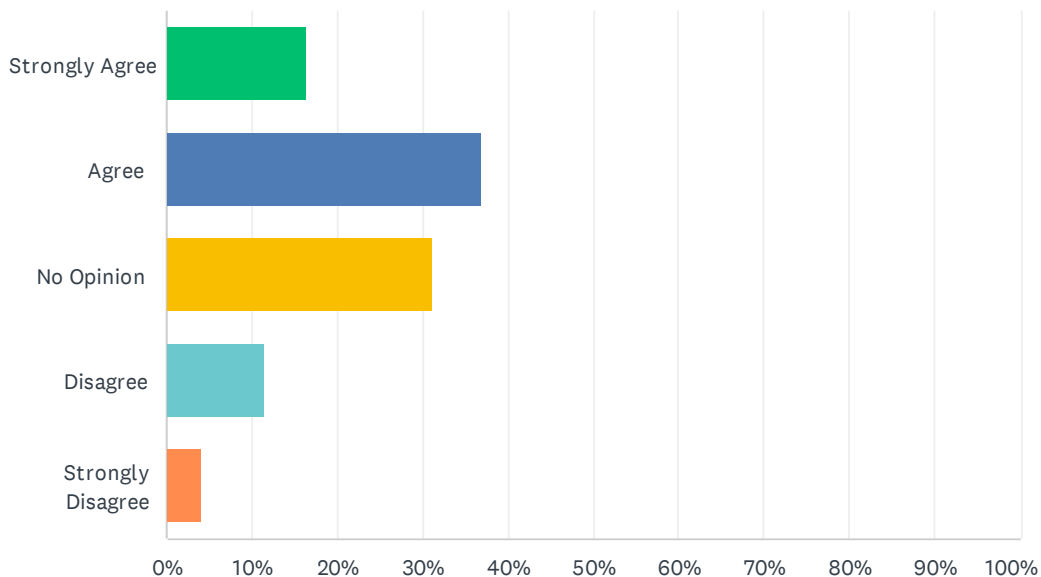
Answered: 567 Skipped: 152



| ANSWER CHOICES | RESPONSES |
|-------------------|------------|
| Strongly Agree | 22.75% 129 |
| Agree | 45.33% 257 |
| No Opinion | 8.99% 51 |
| Disagree | 17.64% 100 |
| Strongly Disagree | 5.29% 30 |
| TOTAL | 567 |

Q24 My building administrator(s) identify and promptly address(es) negative actions of students and teachers.

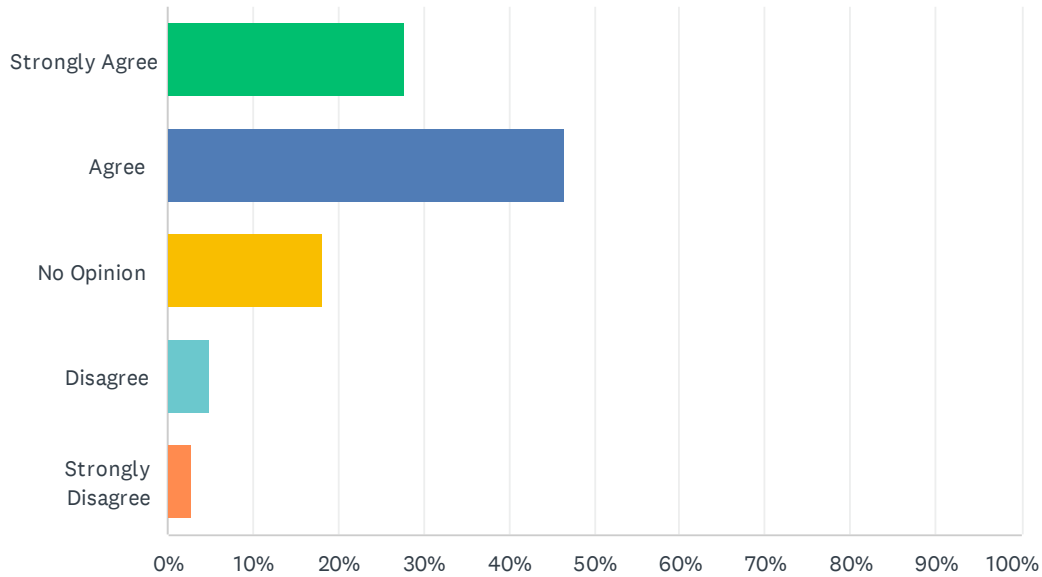
Answered: 557 Skipped: 162



| ANSWER CHOICES | RESPONSES | |
|-------------------|-----------|------------|
| Strongly Agree | 16.52% | 92 |
| Agree | 36.80% | 205 |
| No Opinion | 31.06% | 173 |
| Disagree | 11.49% | 64 |
| Strongly Disagree | 4.13% | 23 |
| TOTAL | | 557 |

Q25 The building administrator(s) of my child's school provide(s) effective leadership.

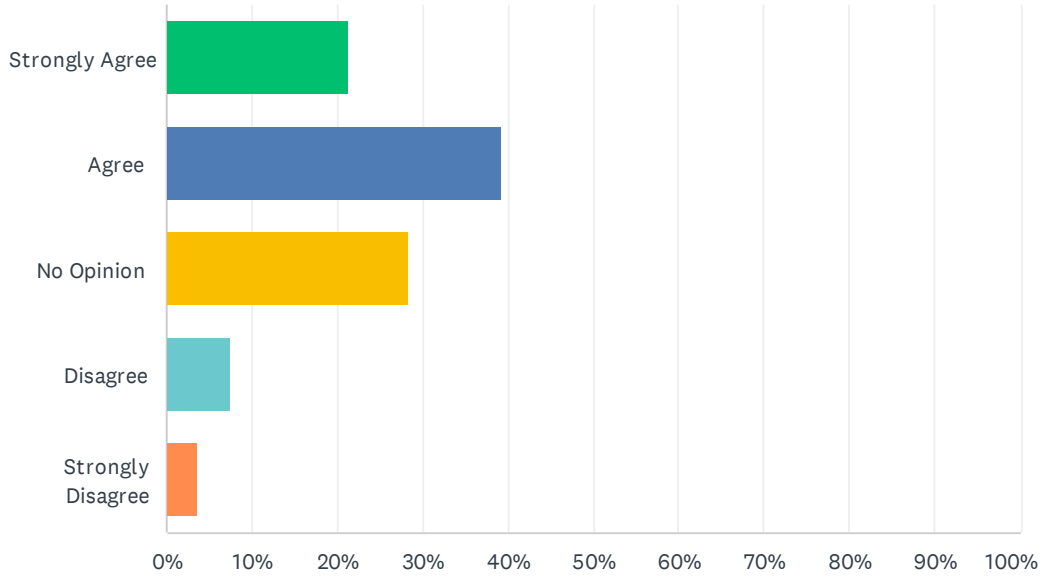
Answered: 557 Skipped: 162



| ANSWER CHOICES | RESPONSES | |
|-------------------|-----------|------------|
| Strongly Agree | 27.65% | 154 |
| Agree | 46.50% | 259 |
| No Opinion | 18.13% | 101 |
| Disagree | 4.85% | 27 |
| Strongly Disagree | 2.87% | 16 |
| TOTAL | | 557 |

Q26 The central office administration (Superintendent, Director of Curriculum, Special Education Director) identify and promptly address issues within the district.

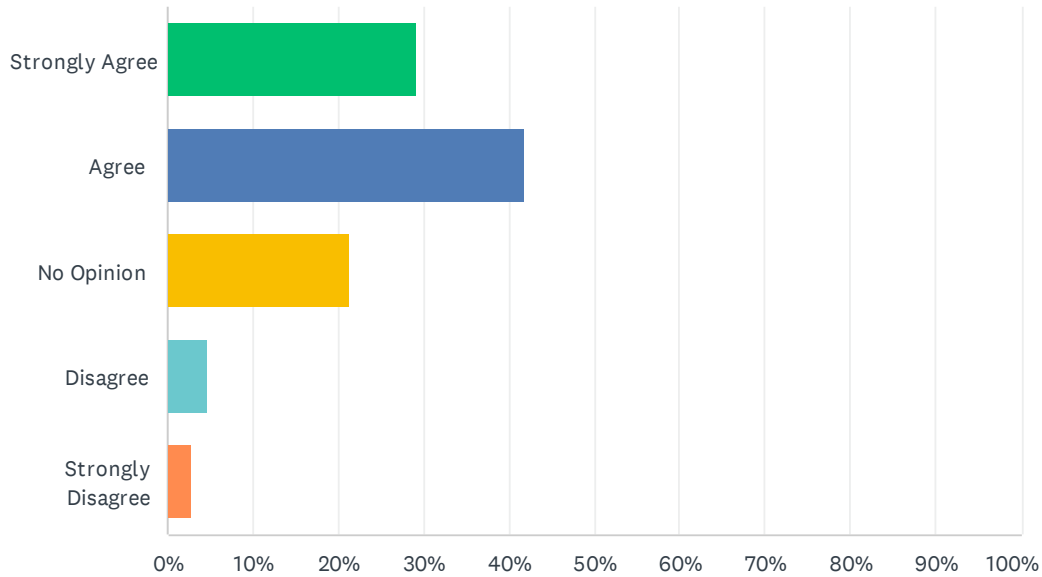
Answered: 557 Skipped: 162



| ANSWER CHOICES | RESPONSES | |
|-------------------|-----------|------------|
| Strongly Agree | 21.36% | 119 |
| Agree | 39.14% | 218 |
| No Opinion | 28.37% | 158 |
| Disagree | 7.54% | 42 |
| Strongly Disagree | 3.59% | 20 |
| TOTAL | | 557 |

Q27 The superintendent provides effective leadership and clear direction for our district.

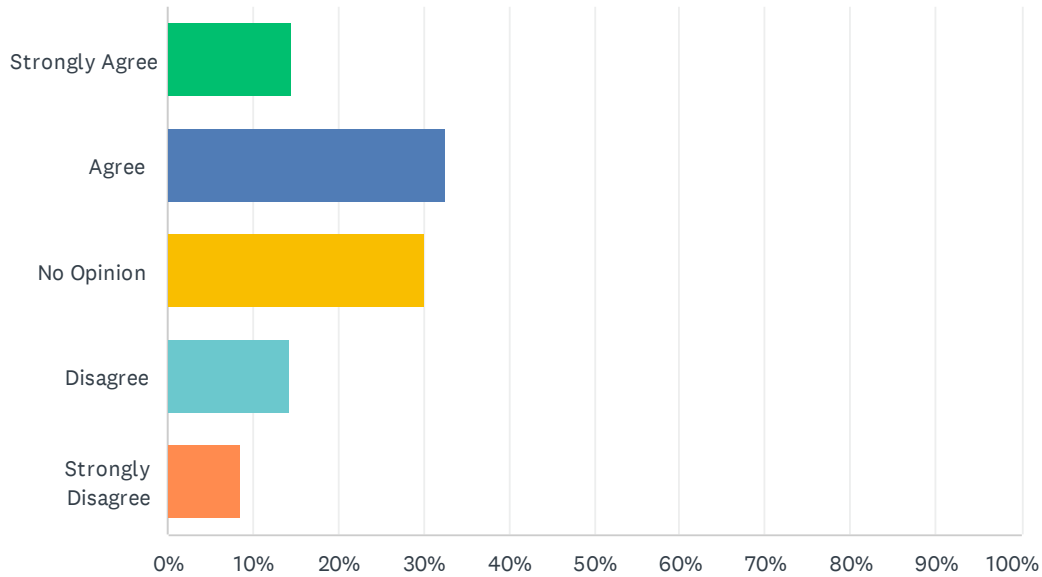
Answered: 557 Skipped: 162



| ANSWER CHOICES | RESPONSES | |
|-------------------|-----------|------------|
| Strongly Agree | 29.26% | 163 |
| Agree | 41.83% | 233 |
| No Opinion | 21.36% | 119 |
| Disagree | 4.67% | 26 |
| Strongly Disagree | 2.87% | 16 |
| TOTAL | | 557 |

Q28 The HASD school board is supportive of maintaining quality education within our district.

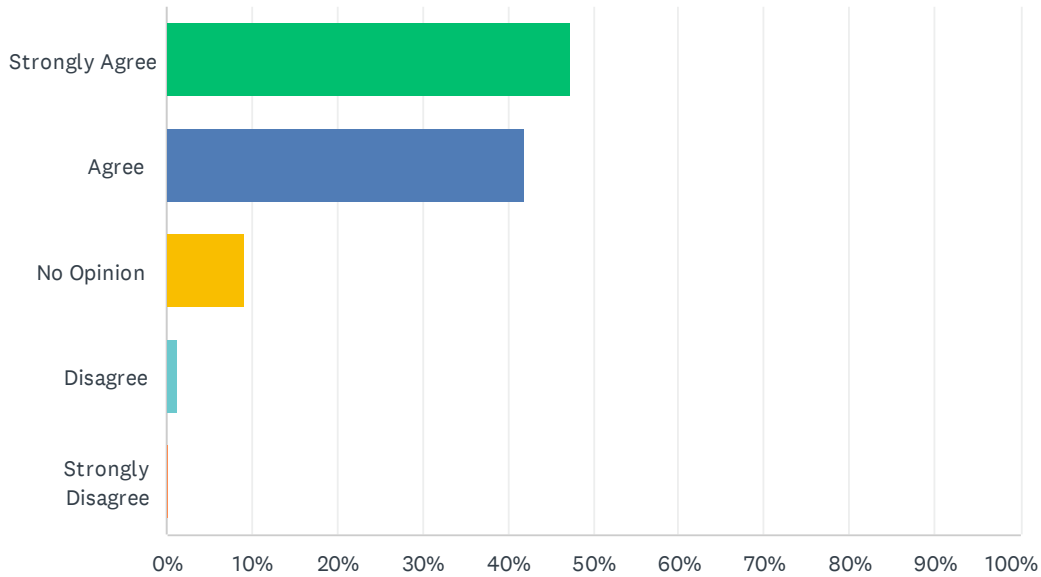
Answered: 557 Skipped: 162



| ANSWER CHOICES | RESPONSES | |
|-------------------|-----------|------------|
| Strongly Agree | 14.54% | 81 |
| Agree | 32.68% | 182 |
| No Opinion | 30.16% | 168 |
| Disagree | 14.18% | 79 |
| Strongly Disagree | 8.44% | 47 |
| TOTAL | | 557 |

Q29 The custodians maintain our building facilities and equipment and provide a safe, clean learning environment for students and staff.

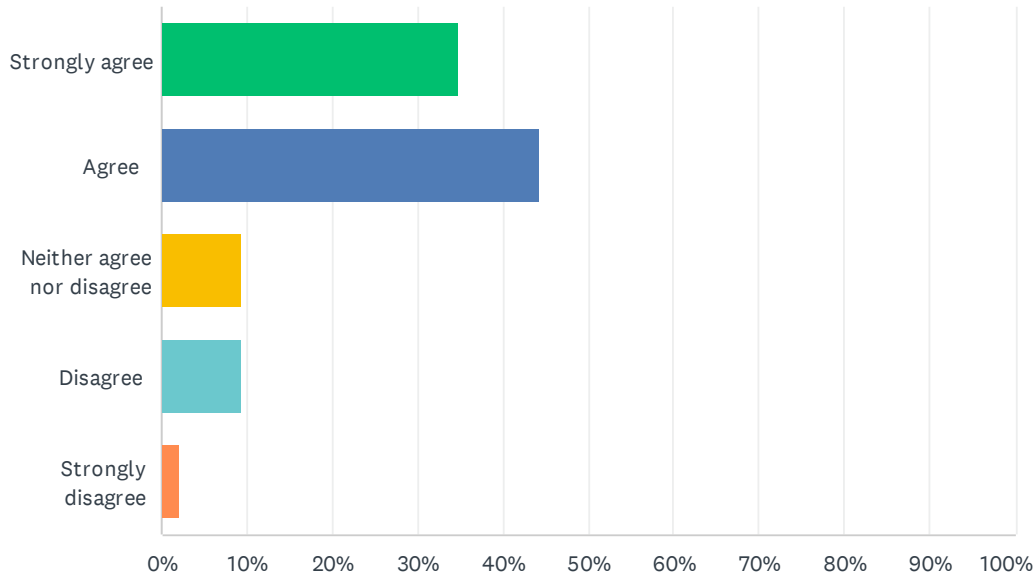
Answered: 555 Skipped: 164



| ANSWER CHOICES | RESPONSES | |
|-------------------|-----------|------------|
| Strongly Agree | 47.39% | 263 |
| Agree | 41.98% | 233 |
| No Opinion | 9.19% | 51 |
| Disagree | 1.26% | 7 |
| Strongly Disagree | 0.18% | 1 |
| TOTAL | | 555 |

Q30 My child's school building is in good condition and meets the needs of our staff and students.

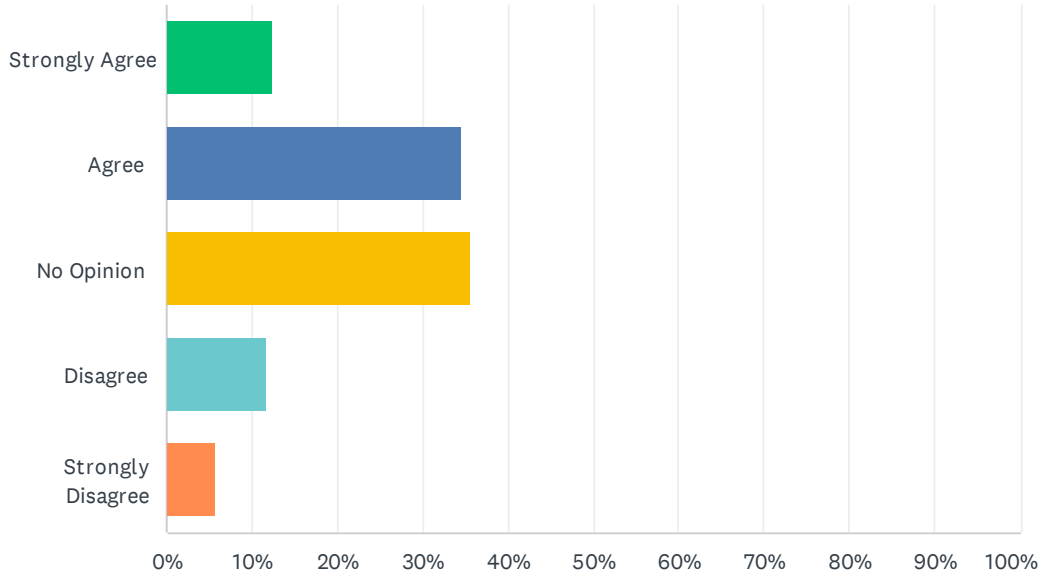
Answered: 555 Skipped: 164



| ANSWER CHOICES | RESPONSES | |
|----------------------------|-----------|------------|
| Strongly agree | 34.77% | 193 |
| Agree | 44.32% | 246 |
| Neither agree nor disagree | 9.37% | 52 |
| Disagree | 9.37% | 52 |
| Strongly disagree | 2.16% | 12 |
| TOTAL | | 555 |

Q31 The HASD school board and administration are fiscally responsible, taxing only what is necessary to maintain a quality school system.

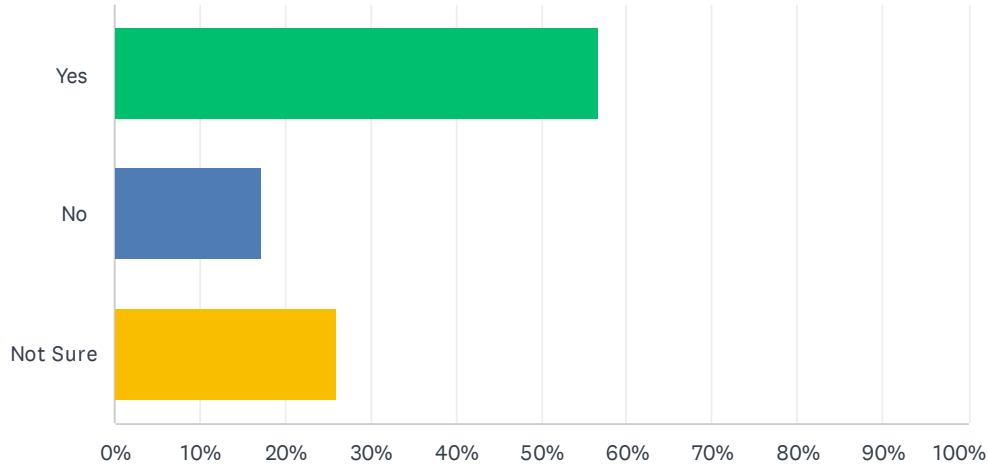
Answered: 537 Skipped: 182



| ANSWER CHOICES | RESPONSES | |
|-------------------|-----------|------------|
| Strongly Agree | 12.29% | 66 |
| Agree | 34.64% | 186 |
| No Opinion | 35.57% | 191 |
| Disagree | 11.73% | 63 |
| Strongly Disagree | 5.77% | 31 |
| TOTAL | | 537 |

Q32 Would you support a tax increase to the Act 1 index (an increase of \$6.46 a month for a home valued at \$162,239) in order to maintain the current educational programs provided to HASD students?

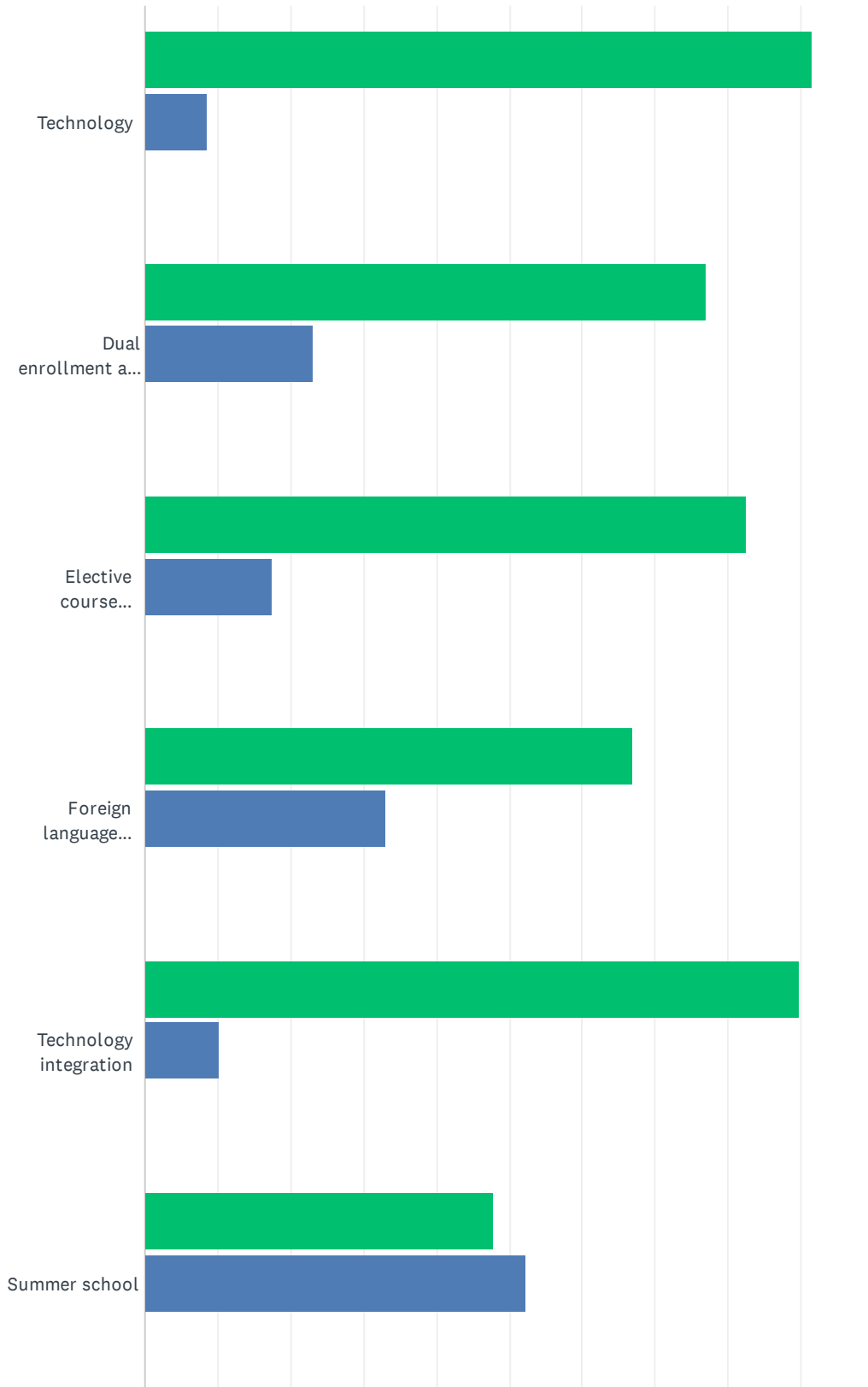
Answered: 537 Skipped: 182



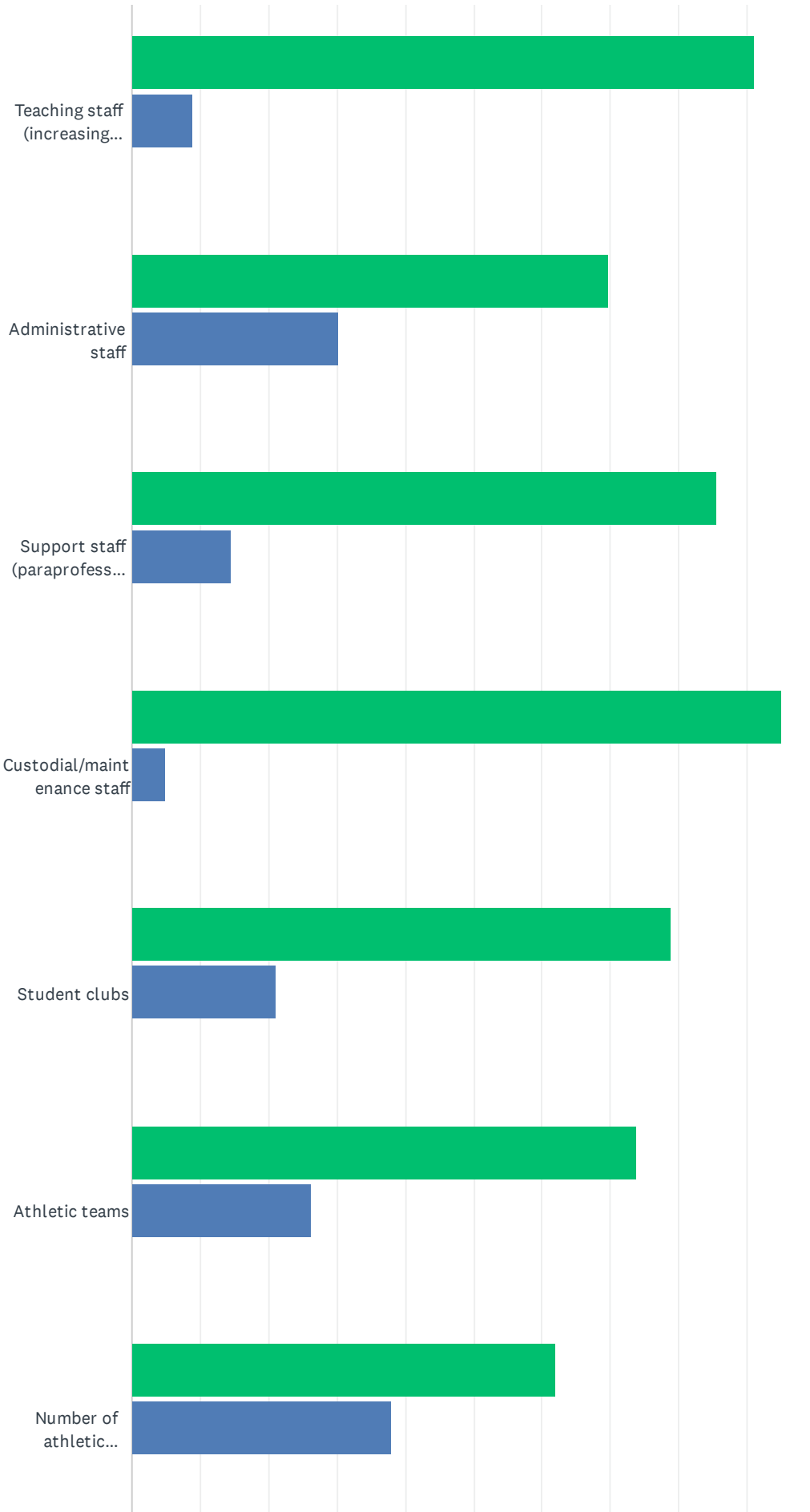
| ANSWER CHOICES | RESPONSES | |
|----------------|-----------|------------|
| Yes | 56.61% | 304 |
| No | 17.32% | 93 |
| Not Sure | 26.07% | 140 |
| TOTAL | | 537 |

Q33 If a reduction in expenditures is necessary, in which of the following areas should the district be more efficient with resource allocation?

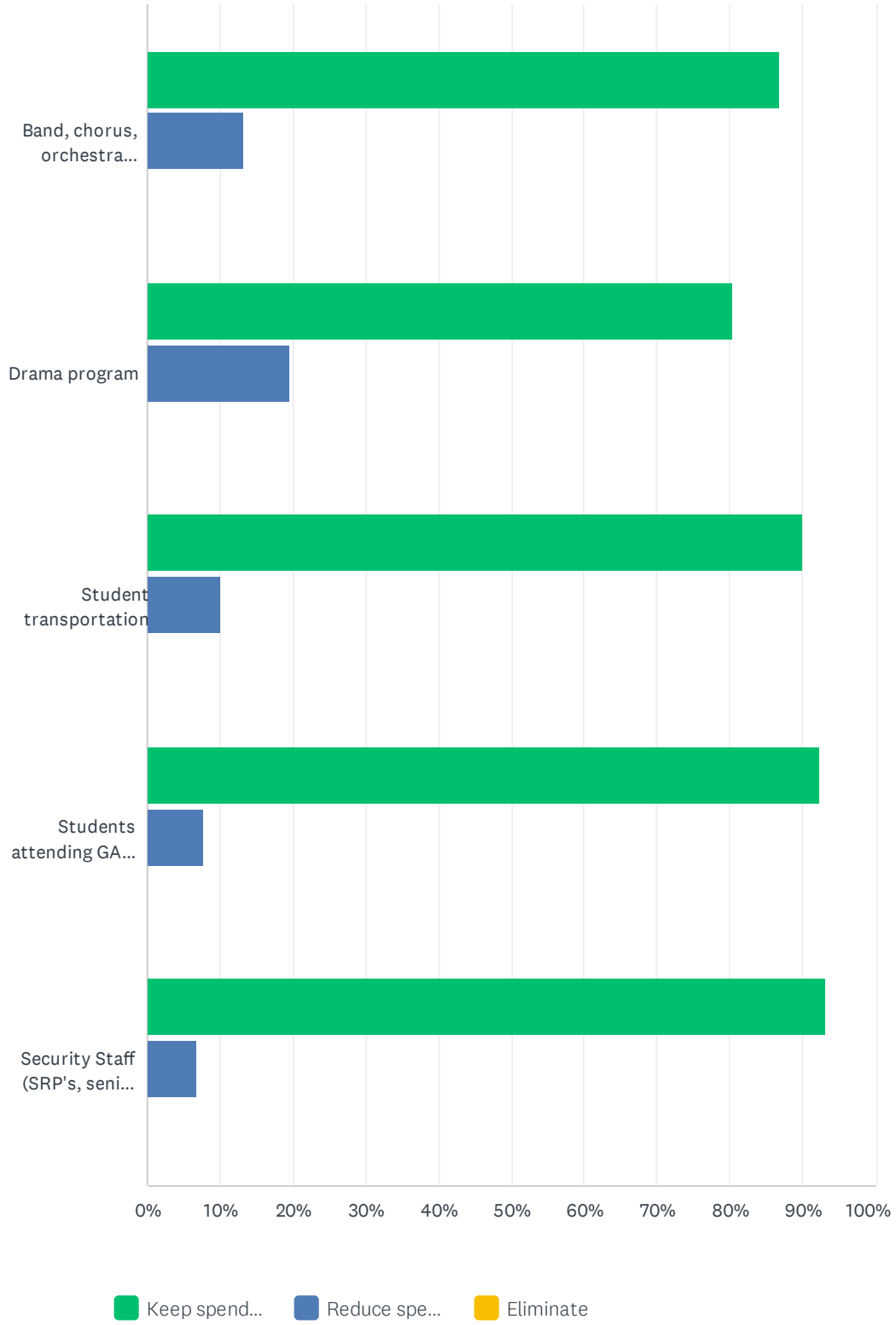
Answered: 537 Skipped: 182



Hollidaysburg Area School District Parent Perception Survey - Spring 2023



Hollidaysburg Area School District Parent Perception Survey - Spring 2023

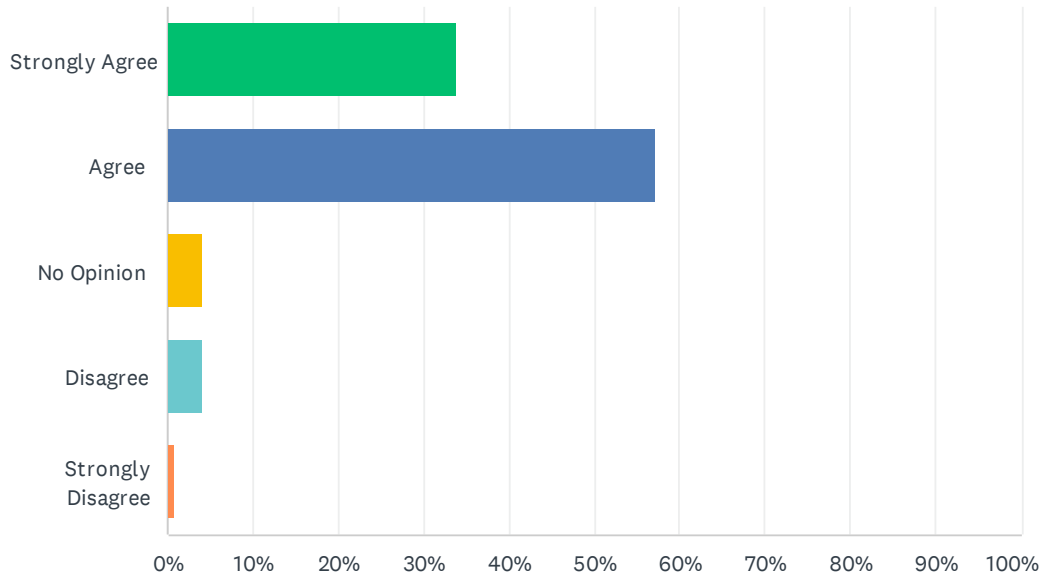


Hollidaysburg Area School District Parent Perception Survey - Spring 2023

| | KEEP SPENDING AT CURRENT LEVEL | REDUCE SPENDING IN THIS AREA | ELIMINATE | TOTAL |
|---|--------------------------------|------------------------------|------------|-------|
| Technology | 91.43% 491 | 8.57% 46 | 0.00% 0 | 537 |
| Dual enrollment and advanced placement classes (college credit) | 76.91% 413 | 23.09% 124 | 0.00% 0 | 537 |
| Elective course offerings | 82.50% 443 | 17.50% 94 | 0.00% 0 | 537 |
| Foreign language program | 66.85% 359 | 33.15% 178 | 0.00% 0 | 537 |
| Technology integration | 89.76% 482 | 10.24% 55 | 0.00% 0 | 537 |
| Summer school | 47.86% 257 | 52.14% 280 | 0.00% 0 | 537 |
| Teaching staff (increasing class size) | 91.06% 489 | 8.94% 48 | 0.00% 0 | 537 |
| Administrative staff | 69.65% 374 | 30.35% 163 | 0.00% 0 | 537 |
| Support staff (paraprofessionals, secretaries...) | 85.47% 459 | 14.53% 78 | 0.00% 0 | 537 |
| Custodial/maintenance staff | 95.16% 511 | 4.84% 26 | 0.00% 0 | 537 |
| Student clubs | 78.96% 424 | 21.04% 113 | 0.00% 0 | 537 |
| Athletic teams | 73.74% 396 | 26.26% 141 | 0.00% 0 | 537 |
| Number of athletic contests per team | 62.01% 333 | 37.99% 204 | 0.00% 0 | 537 |
| Band, chorus, orchestra programs | 86.78% 466 | 13.22% 71 | 0.00% 0 | 537 |
| Drama program | 80.45% 432 | 19.55% 105 | 0.00% 0 | 537 |
| Student transportation | 89.94% 483 | 10.06% 54 | 0.00% 0 | 537 |
| Students attending GACTC (Greater Altoona Career and Technology Center) | 92.36% 496 | 7.64% 41 | 0.00% 0 | 537 |
| Security Staff (SRP's, senior high guard shack) | 93.11% 500 | 6.89% 37 | 0.00% 0 | 537 |

Q34 Our school district provides a quality education to our students.

Answered: 531 Skipped: 188



| ANSWER CHOICES | RESPONSES | |
|-------------------|-----------|------------|
| Strongly Agree | 33.90% | 180 |
| Agree | 57.06% | 303 |
| No Opinion | 4.14% | 22 |
| Disagree | 3.95% | 21 |
| Strongly Disagree | 0.94% | 5 |
| TOTAL | | 531 |

Q35 Please list below 3-5 suggestions of how to improve the Hollidaysburg Area School District.

Answered: 217 Skipped: 502

| ANSWER CHOICES | RESPONSES | |
|----------------|-----------|-----|
| 1. | 100.00% | 217 |
| 2. | 79.72% | 173 |
| 3. | 60.83% | 132 |
| 4. | 29.49% | 64 |
| 5. | 16.13% | 35 |

Q36 This completes the survey. Thank you for your time. Please feel free to enter any additional comments below.

Answered: 45 Skipped: 674