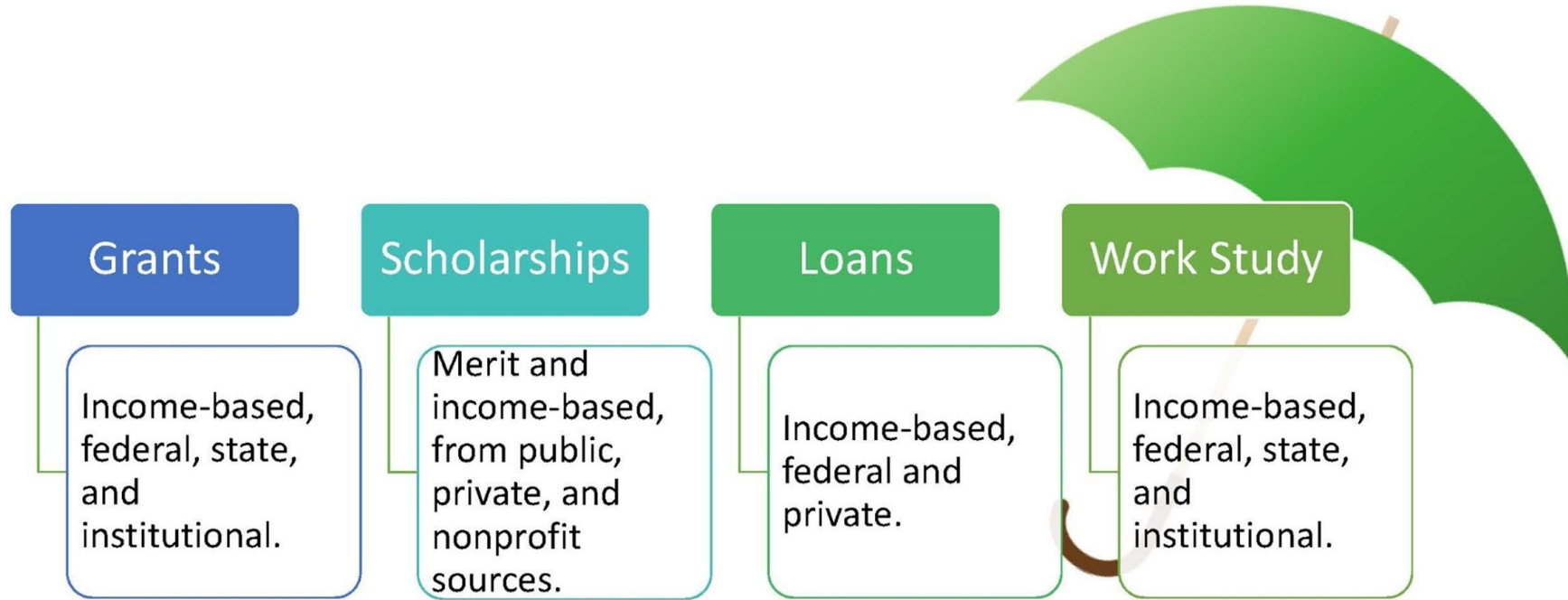
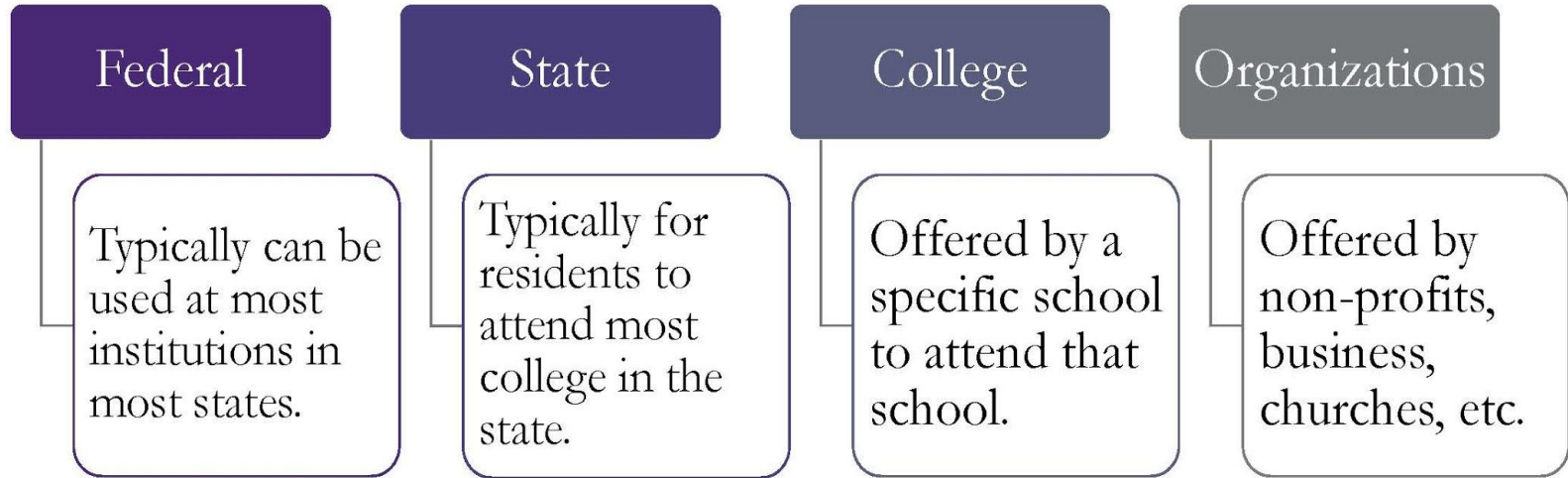

Introduction to Financial Aid

Terminology - Financial Aid is an Umbrella



Sources of Financial Aid



Examples of Federal Financial Aid Programs

Pell Grant

Federal Work-Study

Unsubsidized/Subsidized student loans

Parent loans



Examples of State Financial Aid

State Need Grant

"Free" money, you do not have to pay back

College Bound Scholarship

"Free" money, only for tuition and books, only for WA colleges

State Work-Study

Specific jobs only available to people who qualify

Passport to Careers for Foster Youth

Opportunity Grant

"Free" money, you do not have to pay back

Starting with the Basics - Rule of 1

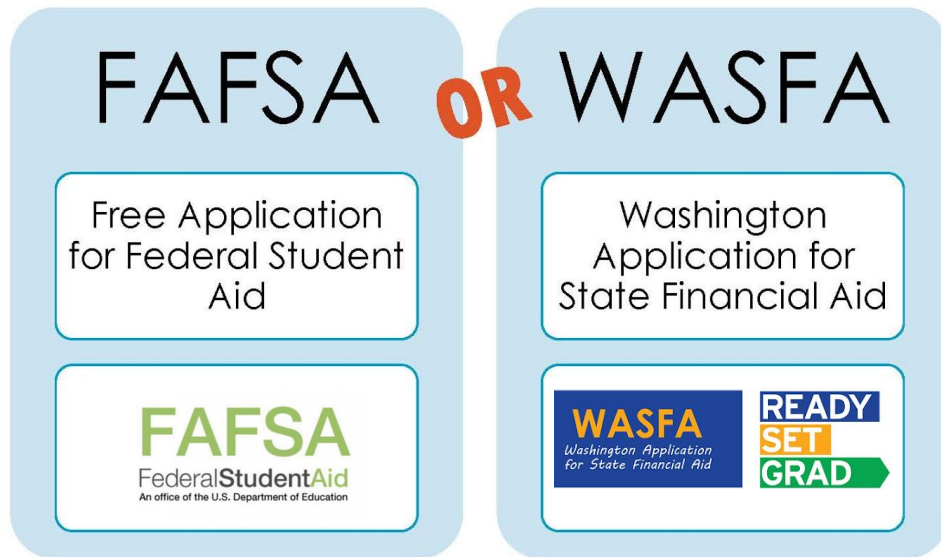
Opens October 1 every year

Apply early to maximize aid opportunities

How do I know which to apply for?

WASFA (Washington Application for State

Financial Aid) - **State Financial Aid for Undocumented Individuals and Select Non-Citizens** - Washington State offers financial aid programs to students who aren't eligible for federal financial aid because of immigration status. These students still need to meet other program requirements. To find out if you qualify, complete the free WASFA to apply for state financial aid.



Apply for a FSA ID - studentaid.gov/fsa-id

An FSA ID is a username and password that gives you access to Federal Student Aid's online systems and can serve as your legal signature.

Step 1

When logging in to one of the websites listed above, click the link to create an FSA ID.

Tip: Important: Only the owner of the FSA ID should create and use the account. Never share your FSA ID.

Step 2

Create a username and password, and enter your e-mail address.

Step 3

Enter your name, date of birth, Social Security number, contact information, and challenge questions and answers.

Step 4

If you have a Federal Student Aid PIN, you will be able to enter it and link it to your FSA ID. You can still create an FSA ID if you have forgotten or do not have a PIN.

Step 5

Review your information, and read and accept the terms and conditions.

Step 6

Confirm your e-mail address using the secure code, which will be sent to the e-mail address you entered when you created your FSA ID. Once you verify your e-mail address, you can use it instead of your username to log in to the websites.

SIMPLE STEPS TO TRANSFER TAX INFORMATION INTO YOUR FAFSA® FORM

The IRS Data Retrieval Tool (IRS DRT) Electronically Transfers Your Federal Tax Return Information Into Your FAFSA® Form

WHY

EASY Transfer info with the click of a button.

FAST Instantly retrieve your information.

ACCURATE Correctly fill in your information.

HOW



1 Log in to your current FAFSA® form or start a new application at fafsa.gov.

2 In the finances section of the online form, you will see a "Link to IRS" button if you are eligible to use the IRS DRT.

3 Click the "Link to IRS" button and log in with your FSA ID to be transferred to the IRS to retrieve your info.

4 Once at the IRS site, enter your information **exactly** as it appears on your federal income tax return and click the "Submit" button.

5 Check the "Transfer My Tax Information into the FAFSA® form" box, and click the "Transfer Now" button.*

6 You will know that your federal tax return information has been successfully transferred because the words "Transferred from the IRS" will display in place of the IRS information in your FAFSA® form.



*For your protection, your tax information will not be displayed on either the IRS site or fafsa.gov.

The IRS DRT can be used by both students and parents.

Federal Student Aid
An OFFICE of the U.S. DEPARTMENT of EDUCATION

PROUD SPONSOR of
the AMERICAN MIND®

To learn more about the IRS DRT,
visit StudentAid.gov/irsdrt

What Happens Next? Here is a link for great graphic explaining the process



Verification

There are many reasons students are selected for verification

Random/standard practice

Clarify information



Important for students to pay attention to requests

Different schools have different ways of communicating (e.g. email, portal)

Send in requested items as soon as possible



Resources: ASK QUESTIONS!

Don't be afraid – admissions and financial aid staff want to help!

Where does financial work and how do I find the right school for me?

How do I find the right college or career school for me?

Types of Schools

There is a wide array of schools available for higher education. Options include two- and four-year colleges and universities, vocational, trade, and career schools, online schools, and graduate schools. Different schools serve different purposes. Make sure you choose the type of school that helps you achieve your goals.

Accreditation

- An accredited school meets certain standards set by an independent agency. It helps ensure the training or education you get meets employer standards in a specific field. If you attend a school that isn't accredited, you might not be able to get any financial aid.

College Bound Scholarship



Early **commitment** of state financial aid to eligible 7th **and** 8th grade students who apply by June 30th of 8th grade.



Combines with other state financial aid to cover the average cost of tuition (at comparable public college rates), some fees, and a small book allowance = **commitment**.



Can be used at over **60** two- and four-year public and private colleges and universities.



888-535-0747, opt 1
collegebound@wsac.wa.gov

The WashBoard matches Washington students to scholarships from institutions, local businesses and rotaries, and other donors.

Smarter > Scholarship Matches

Looking for scholarships? theWashBoard.org makes it simple. We **connect** Washington students of all types with Washington scholarship providers....for FREE.

Whether you'll be attending in state or out, you save time by entering your profile once and letting us find the scholarship opportunities that fit. theWashBoard.org is spam-free and will never sell your information.

Check us out in this video

Sign In or Register Today!

[> Sign In](#)

[Forgot your password?](#)

For Seekers



Create a profile and let us do the rest. We will match you with scholarships you are most likely to qualify for and applying online is easy.

News & Announcements

College Goal Sunday events help students understand and complete the FAFSA.

[Learn More](#)

For Providers



Post your scholarship to reach a larger group of students. We make reviewing and evaluating applications easy. Find the next recipients of

Scholarship Search Engines

- Lake Stevens High Schools scholarship page
- gearup.wa.gov/educators/scholarships
- bigfuture.collegeboard.org
- collegegreenlight.com
- Scholarshipjunkies.org
- Fastweb.com
- Scholarships.com
- unigo.com



Other Ways to Pay for College

529 College Savings Plans
(GET/DreamAhead)

Job/Savings

Payment Plan (talk to the colleges)

Remember!

Check **FAFSA.gov** or **ReadySetGrad.org/WASFA** for the most up-to-date information



Promptly answer all emails and correspondence from WSAC and your prospective college(s).

Reapply every year.

FAFSA will **NOT** send out reminders but your college should! Follow FAFSA on social media if that will help! Deadlines are set by each college, they vary greatly!



Additional informational websites:

[Do You Need Money for College?](#)

[Student Aid - Federal Student Aid](#)

[LSHS Scholarship list](#)

[You know you have to fill out the Free Application for Federal Student Aid \(FAFSA®\) form, but maybe you're not sure what to do.](#)

Kim LaFortune - Career Guidance Specialist

Email: kim_lafortune@lkstevens.wednet.edu