



2022 COMMUNITY INCLUSION COMMITMENT REPORT

In Spring 2016, the TPS Board of Directors committed the district to increase local and diverse business involvement on new and maintenance-related construction projects. Our mission? To support Pierce County businesses, expand opportunities for a disadvantaged businesses, and create career path opportunities for young adults. This commitment to community investment was the first of its kind in the state and Tacoma Public Schools continues to be an innovative leader in this work.

CURRENT MAJOR CAPITAL PROJECTS SPENDING

Capital spending updates from the start of the project through the December prior to the report. This chart shows the percent paid in each category compared to the total contract paid for that project.

	Hunt MS Absher	Downing ES Korsmo	Skyline ES Turner	Fawcett ES Hensel Phelps
	Confirmed Paid to Date in B2G Audit	Confirmed Paid to Date in B2G Audit	Confirmed Paid to Date in B2G Audit	Confirmed Paid to Date in B2G Audit
MBE	13%	21%	9%	14%
10% Goal				
WBE	3%	3%	2%	5%
6% Goal				
SBE	21%	3%	2%	0%
5% Goal				
Local	81%	82%	47%	60%
30% Goal				
Apprentice Utilization	17%	15%	18%	14%
15% Goal				

Confirmed paid to date in B2G audit. Additional capital project information available on the website.

COMMUNITY INVESTMENT

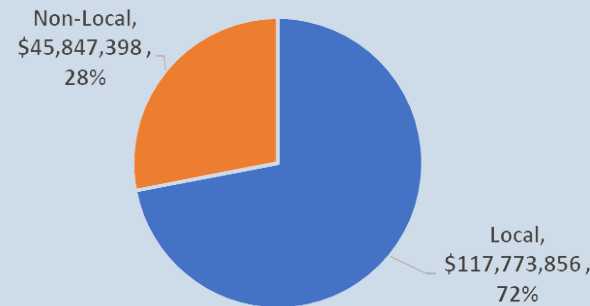
Out of **\$163.6M** actual spend on 2020 Bond Projects through December 2022:

- **\$117.8M** has been invested in local Pierce County businesses.
- **\$44.8M** has been invested in small and disadvantaged businesses
- **\$30.5M** has been invested specifically in minority and woman-owned businesses.

APPRENTICE UTILIZATION

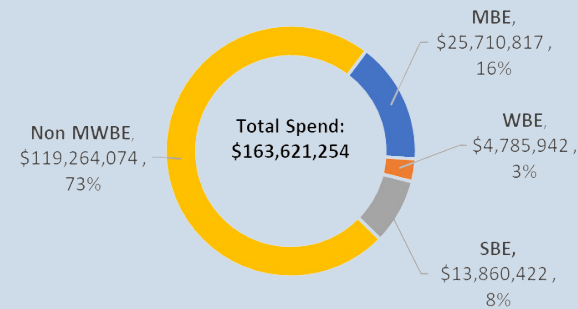
- TPS Capital Projects utilized a total of 75,763 apprentice hours, which adds up to 16% of total labor hours.

LOCAL SPENDING

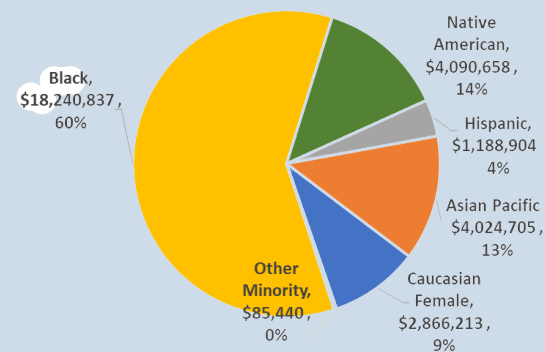


MWBE SPENDING

Capital Projects - MWBE Spend



DEMOGRAPHIC SPENDING



PLANNING & CONSTRUCTION + FACILITIES FY 2021-22 DIRECT SPEND

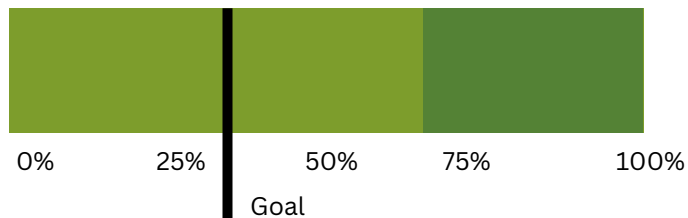
This data shows Tacoma Public Schools spending on local businesses as part of District-managed contracts for new or maintenance-related construction projects. Local is defined as headquartered in Pierce County. This only measures the contracts that are between TPS and a contractor and does not take into account subcontracting data.

PLANNING & CONSTRUCTION + FACILITIES ANNUAL DIRECT SPEND REPORT: FISCAL YEAR 2021-2022

This data tracks contract spending by the school district related to Planning & Construction or Facilities' needs during the fiscal year, September 2021 - August 2022. This data includes spending on small works contracts as well as service contracts, supplies, and equipment spending, permit costs, and other external spending.

LOCAL DIRECT SPEND

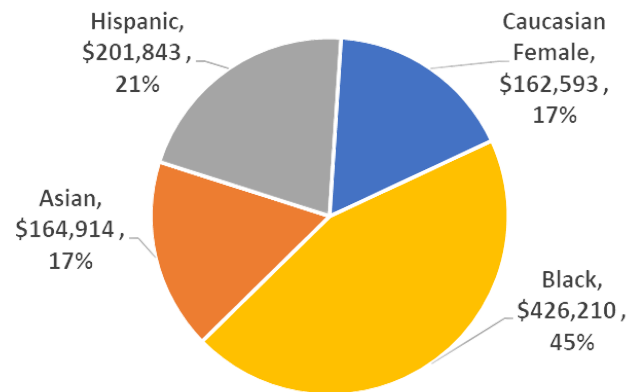
Out of \$41.8M spent on 2021-22 construction & maintenance invoices, 65.3% of that has gone to local Pierce County businesses.



Tacoma Public Schools local contracting has been able to consistently exceed the 30% inclusion goal, with significant increases showing where contractors and architects on capital projects are headquartered in Pierce County.

MWBE DIRECT SPEND: CONTRACTS UNDER \$300K

Since minority and women-owned certification is a subset of small business enterprise, we primarily capture this within our major capital projects but also track our progress on directly investing in disadvantaged small businesses. Work tracked in this category are smaller contractors, usually under \$300,000 per purchase order.



TPS contracted nearly \$1 million in small capital projects with certified minority and women-owned businesses in FY 2021-22.