


GOOGLE LOG ON

<http://google.com> to access Drive, Docs, etc. (and Classroom, if icon is there, among tiles)

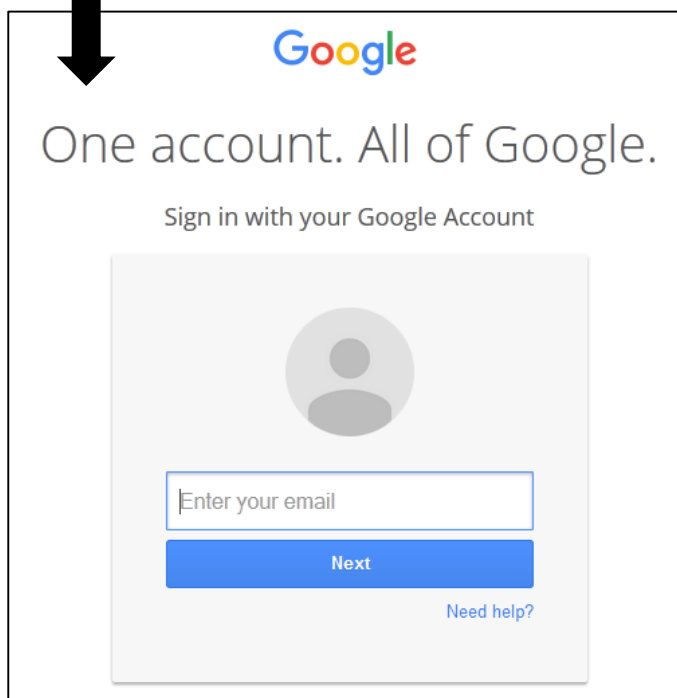
<http://classroom.google.com> to enter Classroom directly.

Step 1: Click **SIGN IN** at top, right of screen



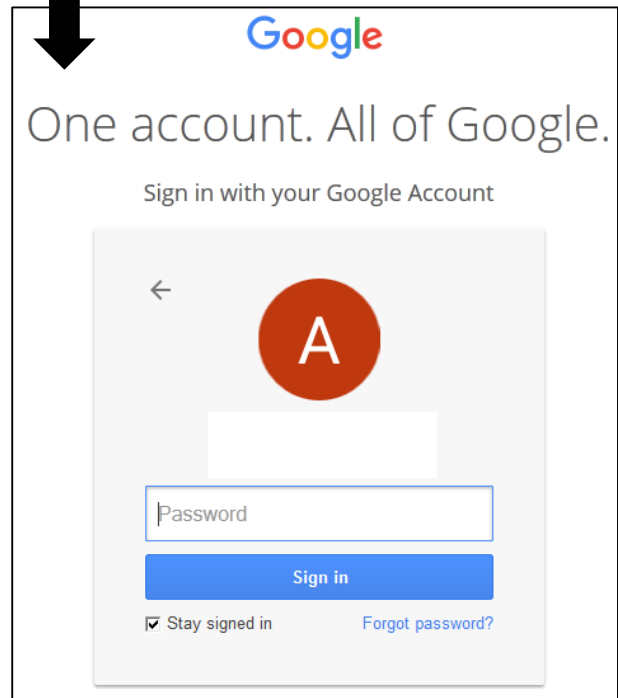
****Step 2:**

Enter your **EMAIL**
(lunch#@student.crsd.org).
Click **NEXT**.




Step 3:

Enter your **PASSWORD**
(same password you use
in computer lab at
school). Click **SIGN IN** or
press **ENTER** key.



****** If you see a list of other people's emails on the screen, select the option at the bottom, **SIGN IN WITH A DIFFERENT ACCOUNT**, then **ADD ACCOUNT**. This should bring you to the screen in **Step 2**. Then simply follow **Steps 2 and 3** to sign in to your Google account.

Step 4: Once you have logged in, click the tiles  at the top, right of the screen to access the many Google applications, namely, **Google Drive, Google Docs, and Google Classroom**. If Google Classroom is not on the list of icons, you can log in to the Classroom directly using the following web address:

<http://classroom.google.com>

If you have already logged on using the above steps, the <http://classroom.google.com> link should take you right to your Classroom. If you have not yet logged on, simply follow **Steps 2 and 3**, above, to log on and access your Classroom.