

**Find literary criticism about your short story** (Literary Criticism is the informed analysis and evaluation of literature.)

- **For this assignment, you need 3 pieces of literary criticism.**
  - This means you need to find 3 different essays about the short story you chose.

**To begin looking for the literary criticism:**

- **From the South Home Page, go to the Online Database Page**
- **You can search 4 different sources for literary criticism about your short story:**

- ***Gale Virtual Reference***

- Click on "Gale Virtual Reference"
- In Basic Search, Open Literature
  - Open Short Stories for Students
  - Search within the publication, all volumes
  - Type the title of the story.
  - Click "Search"
  - Follow the hyperlinks on the results list



- ***Student Resource Center Gold***

- Click on "Student Resource Center Gold"
- On the Advanced Search screen, type the author of the story next to Keyword
- On the Advanced Search screen in the second box, type the title of the story in quotes
- Click "Search"
- Follow the hyperlinks on the results list



- ***Literature Resource Center***

- Click on "Literature Resource Center"
- Click on "Title"
- Type in the title of your story in the box under to "Enter the title of a work"
- Click on "All words entered"
- Click "Start of last name"
- Type in the author's last name in the box under "Narrow your search by author name"
- Click "Search"
- Look at the results list under the "Literary Criticism, Articles and Work Overviews" Tab
- Check under the three sub-tabs
- Follow the hyperlinks on the results list



- ***Literary Reference Center***

- Click on Literary Reference Center
- Click on "Advanced Search"
- To find out if this database has literary criticism for your short story, type the title of the story in the Find box.
- In the second box, type the author's last name
- Next to "Document Types," click the box next to "Literary Criticism" so a checkmark appears in that box only.
- Click "Search"
- Click on Full Text



**Record the information you will need to cite your sources.**

**Possible Components of Paid Subscription Service Entry:**

- A. Author and/or editor names (if given)
- B. Title of article, poem, or material (italicized)
- C. Name of the print source with publication information (if available).
- D. Name of the database (italicized).
- E. Medium of publication (web)
- H. Date of access

**Electronic books**

- If the book is from a paid subscription service, follow the format for paid subscription services




## To find biographical information about your author:

- From the South Home Page, go to the Online Database Page
- Open *Biography Resource Center*
- Follow hyperlinks to an in depth essay about your author



## BOOKS

To find books of criticism, search in the **Destiny Catalog**. **Destiny** can be found on the Council Rock South Home page under "Online Databases". Search in Keyword using two major words or one unique word from the title.

- Look for books whose call numbers are in the 800 section of the library.
- If you can't find any criticism using a keyword search on unique title words, search **Destiny** using the author's name in a keyword search, look for books in the 800 section of the library.
- Check to see if the book is in. Look for more information on the book by clicking on the title of the book. For the criticism, you are looking for books that are described as "criticism," "critical essays," literary criticism."
- Add titles that you want to your list by click on . Click on "Resource Lists" on the left-hand side, then on . Print the list by clicking on . Find the books on the shelves. Note: if you log in to Destiny with the same username and password that you use to log in to the computer, you can save your list for this and future projects.
- Continue keyword searches on terms unique to the work or author (i.e. Modernism, Realism) Look especially for items with call numbers in the 800s

To find books of criticism, search **ThomsonGale's Online Literary Index** on the Online Database Page on South's web site.

- Search this index by the title, excluding "a," "an," and "the" as an initial word in the title.
- This index will lead you to relevant criticism in the Gale series of books on literary criticism.
- If your search does not produce results, search by author, then scroll down to the work listing. (in alphabetical order).
- Print out the Gale listing.
- Check it against the "Gale Literary Criticism Holdings at South" (In Shared Folder: Literary Criticism Folder or on pages 51 & 52 in your research guide) in order to record the call numbers on your Gale Print-Out.
- Locate the books (from Gale List) on the shelves.
- Make copies of the criticism you need. [Make sure that these are not the same articles you printed out from the databases above (*Literature Resource Center*, *Student Resource Center Gold*, and *Literary Reference Center*). \*\*When making copies, you should copy the title page and the verso!!



- Locate these books (from Gale List and Destiny List) on the shelves and look in their indexes under the name of your work. Check to see if there is literary criticism on your work in the book.
- Browse the shelves in the sections near the volumes you find. Here you will find books on groups of authors who write in a particular genre (like fantasy writers, science fiction writers, etc.); or, you might find books that treat groups of authors with a common characteristic (race, gender, nationality, or period).
- Make copies of the articles you want. Make sure you copy or record information needed for the works cited.
  - A. MAIN CONTRIBUTOR: Author, editor, compiler or translator: Last name, First name.
  - B. Title of the part of the book used (i.e. essay, poem, article), in quotation marks.
  - C. Title of work – italicized.
  - D. Original Publication information.
  - E. Rpt. in or Excerpt in
  - F. Title of book – italicized
  - G. New publication information..
  - H. Page numbers.
  - I. Medium of publication (Print)
  - J. Series
  - K. Supplementary information.

