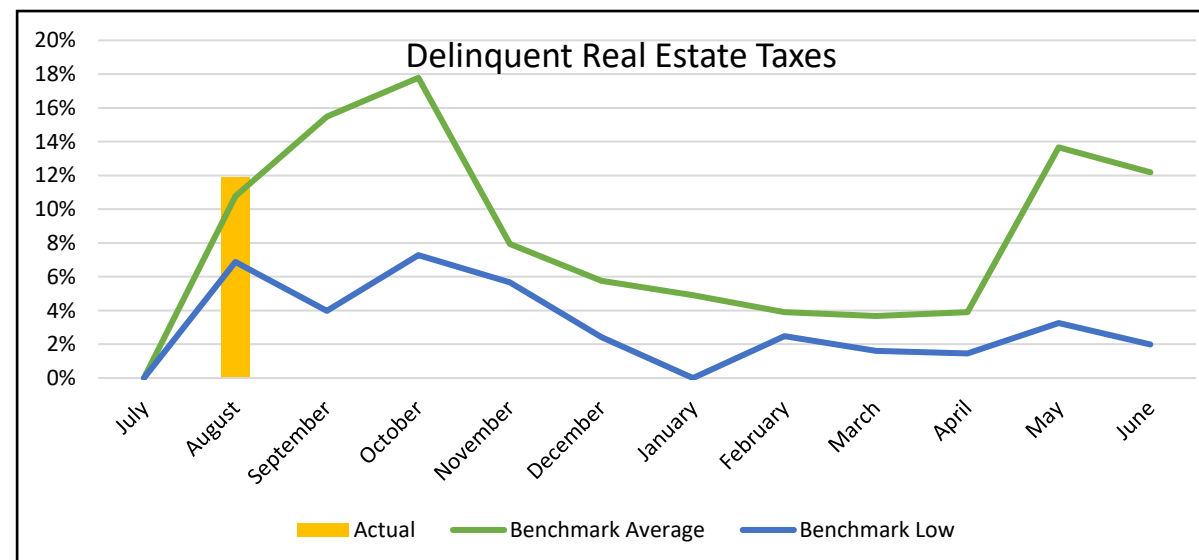
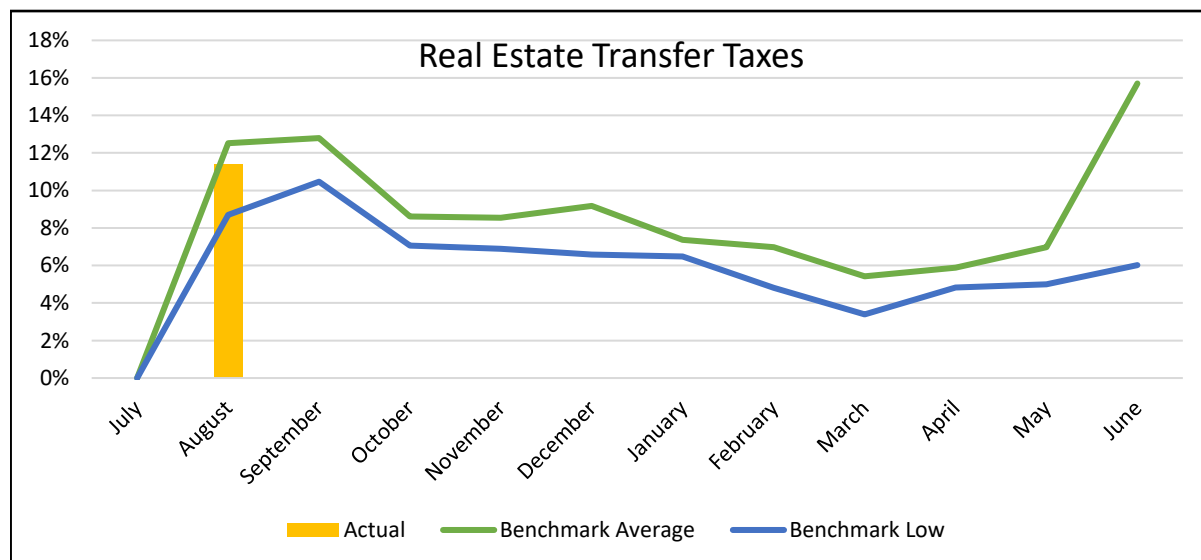
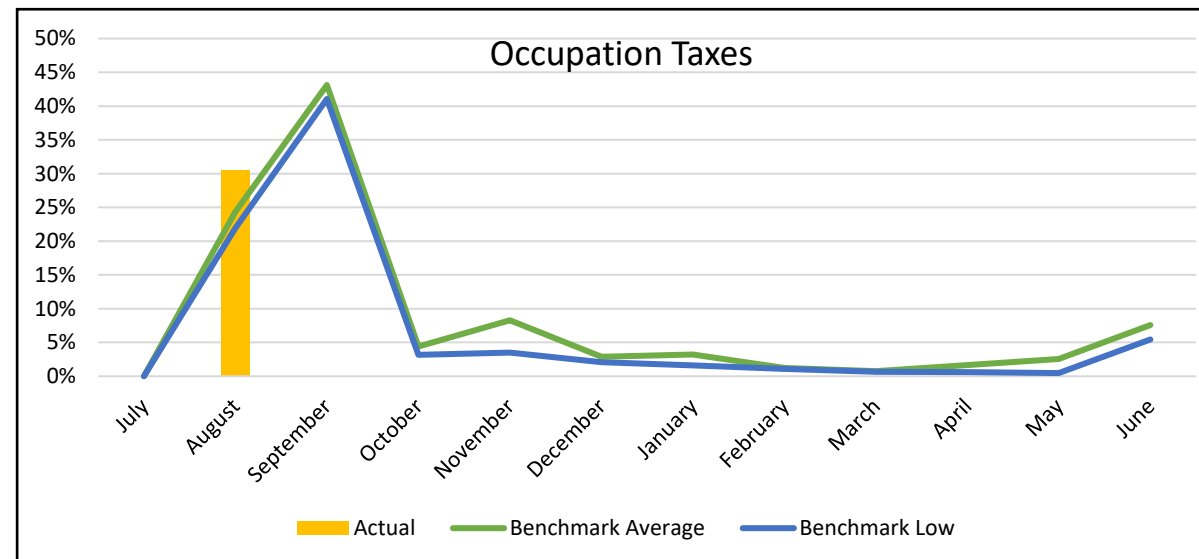
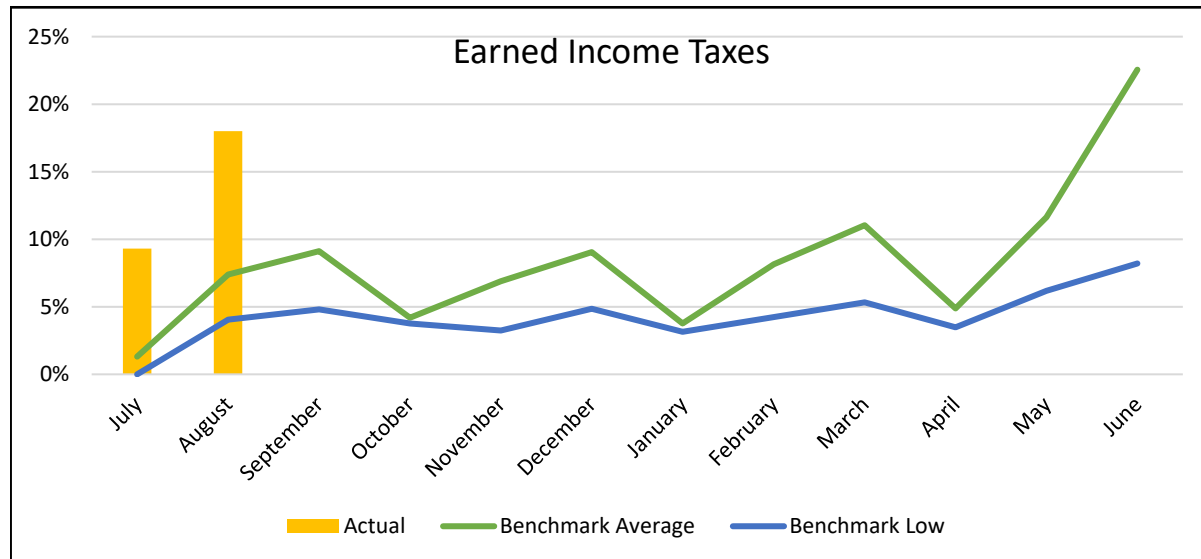
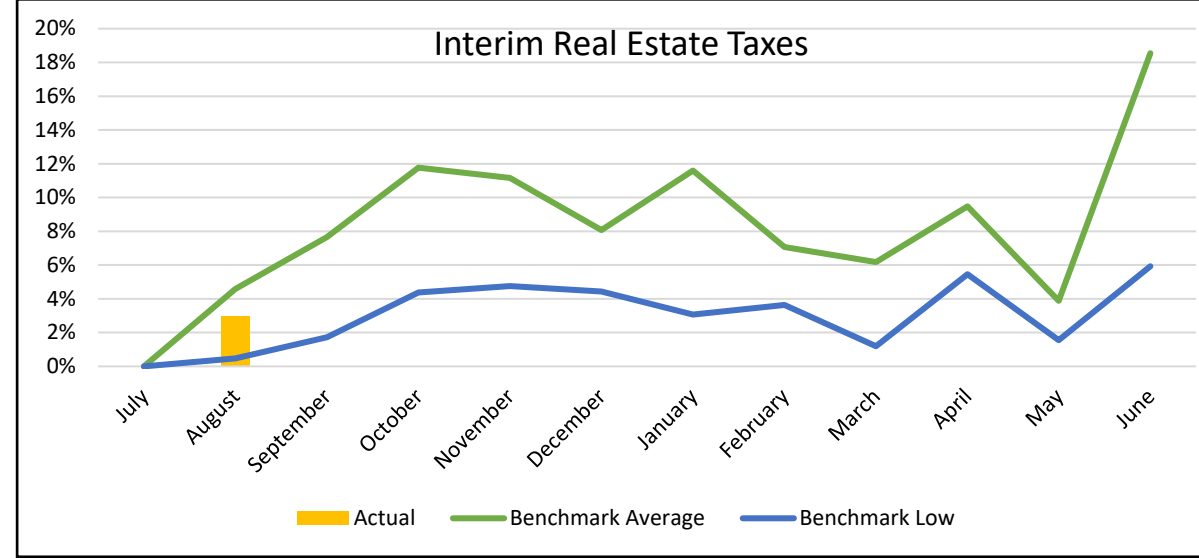
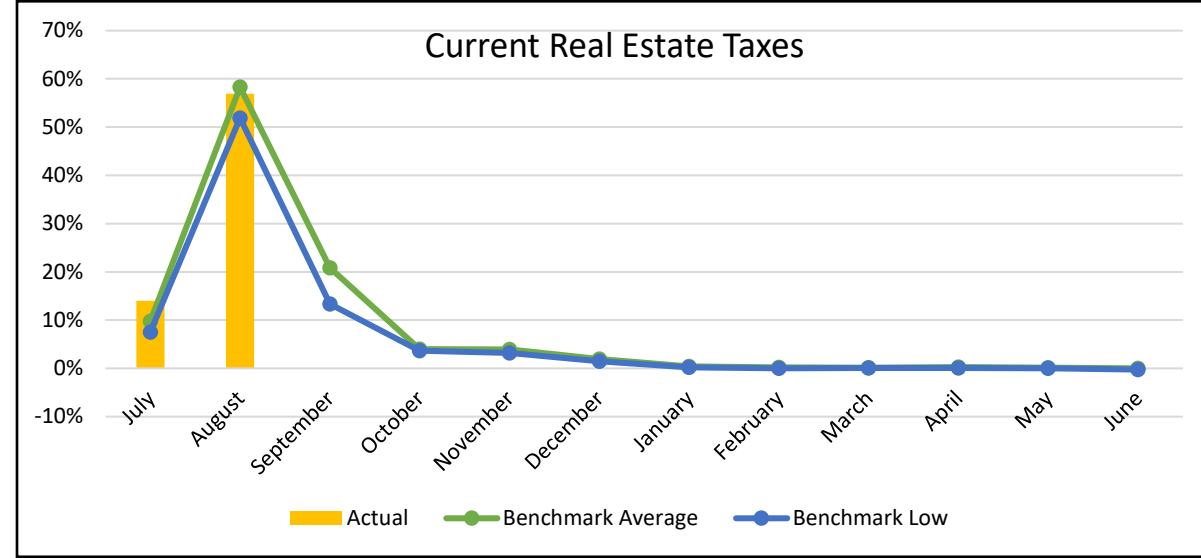




COUNCIL ROCK SCHOOL DISTRICT 2020-2021 BUDGET DASHBOARD

REVENUE COLLECTION TRENDS

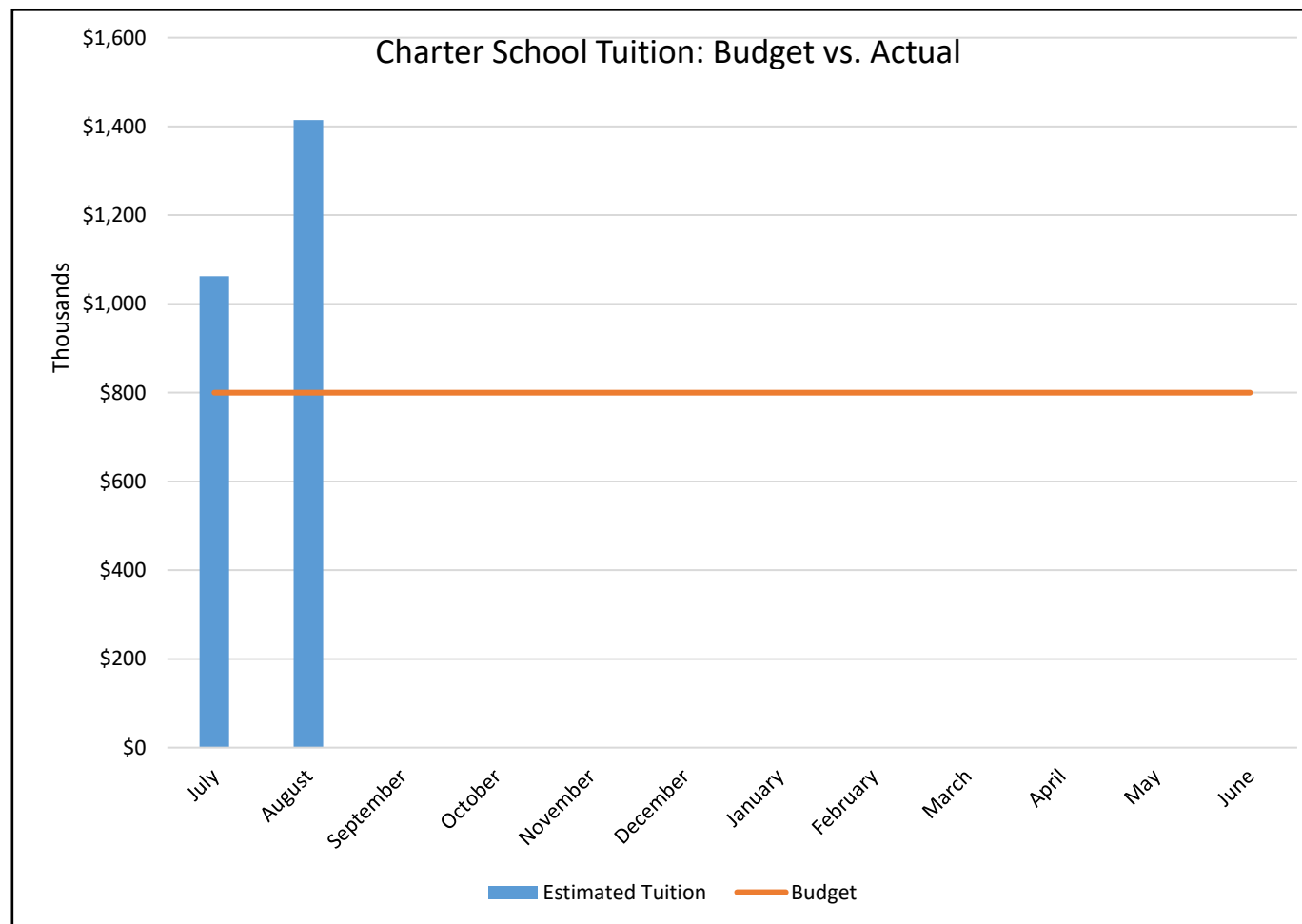




COUNCIL ROCK SCHOOL DISTRICT 2020-2021 BUDGET DASHBOARD

CHARTER SCHOOL TUITION

	Baseline May 2020	July	August	September	October	November	December	January	February	March	April	May	June
Nonspecial Ed Count	60	54	69	0	0	0	0	0	0	0	0	0	0
Special Ed Count	9	6	9	0	0	0	0	0	0	0	0	0	0
TOTAL COUNT	69	60	78	0	0	0	0	0	0	0	0	0	0
Change from Prior		-9	18	-78	0	0	0	0	0	0	0	0	0
2020-2021 School Year													
Estimated Tuition		\$1,062,060	\$1,414,460	\$0	\$0	\$0	\$0	\$0	\$0	\$0	\$0	\$0	\$0
Budget		\$800,000	\$800,000	\$800,000	\$800,000	\$800,000	\$800,000	\$800,000	\$800,000	\$800,000	\$800,000	\$800,000	\$800,000
Over/(Under) Budget		\$262,060	\$614,460	-\$800,000	-\$800,000	-\$800,000	-\$800,000	-\$800,000	-\$800,000	-\$800,000	-\$800,000	-\$800,000	-\$800,000



COVID-19 EXPENDITURES AND FUNDING

Expenditures To-Date

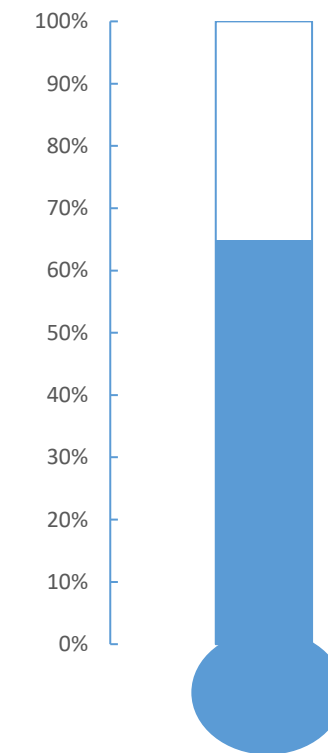
Chromebooks (1-to-1)	\$1,023,984
Live streaming equipment	\$713,392
Digital resources	\$77,873
Personal protective equipment	\$355,384
Other costs (legal, transportation)	\$0
TOTAL	\$2,170,633
TARGET	\$3,350,000

Confirmed Funding

CARES Act - ESSER	\$229,363
PCCD Health & Safety Grant ¹	\$536,401
CARES Act - GEER	\$123,707
FEMA Public Assistance ²	\$0
IBC Wellness Credit	\$10,000
Budget/Fund Balance	\$1,271,162
TOTAL	\$2,170,633

FUNDING GAP **-\$1,271,162**

PPE Spending



¹ Awaiting release of an additional \$309,206 in funding.

² Applied for \$119,218 in assistance. Unlikely to receive based on criteria.



**COUNCIL ROCK SCHOOL DISTRICT
2020-2021 BUDGET DASHBOARD**

