



Elizabethtown Area School District

**Educational Programming and
Demographic Study**

- An Overview -

Board Workshop Session
September 11, 2018

“Excellence by CHOICE, Not by Chance”

Agenda for Tonight

- Review of Design Principles and Educational Philosophy
- Summary of other factors affecting EASD's program
- Overview of Demographic Study



“Excellence by CHOICE, Not by Chance”

EASD Design Principles

Our Schools and Programs will:

- Infuse technology to enhance 21st Century Learning.
- Be a connection point with the community and connect the curriculum to life outside of the school.
- Provide curriculum that is integrated, supports project based learning, encourages creativity and critical thinking and incorporates the arts.
- Encourage and foster collaboration (student to student, student to faculty, faculty to faculty) to promote cross curricular learning.
- Provide spaces and furnishings which are flexible and adaptable.
- Have environments that are comfortable, safe, and secure.
- Meet the needs of the whole child, socially, academically, emotionally, and physically both in structure and with people.
- Support collaboration vertical learning (between and among grade levels i.e. K-1-2-3).
- Support academic risk and embrace learning through building resiliency (grit).
- Have thoughtful selection of systems and materials to support desired activities and learning opportunities.



“Excellence by CHOICE, Not by Chance”

Assumptions

During the Bainbridge design process, the District team determined:

- Bainbridge Elementary renovations and construction would be the district's new blueprint moving forward.
- All future construction projects would follow these design principles barring any major change in circumstances understanding that the goal is to have equity in learning.
- Every building should:
 - Support a learning community that has a collaborative area per instructional grouping
 - Access to outdoors
 - Separate gymnasium and cafeteria
 - Promote walkable schools K-3
 - Safe and secure
 - Plan for increased learning time and/or Full Day K once all K-3 renovations are completed



“Excellence by CHOICE, Not by Chance”

U.S. Education: The Old and (Perhaps) the New

Century-Old Model

Industrial
Centralized
Data-driven
Micromanaged Classrooms
Standardized Curriculum
Drill
Content and Low-Level Skills
College Ready

A New Vision

Innovative
Decentralized
Purpose-driven
Trusted Classrooms
Organic Learning
Create
Essential Skill Sets and Mind-sets
Life Ready

"In 1893, America had the courage to transform schools to prepare young adults for a world of manufacturing. Let us once again have the courage to transform our schools, to launch our children into lives of purpose, to unleash their potential to create a better future for all" – Ted Dintersmith



"Excellence by CHOICE, Not by Chance"

Additional Considerations

During the Bainbridge design process, the District team determined:

- Our Student Support services currently operate in some (not all) of our primary buildings to maximize efficiencies and budgets. *This creates some scheduling and attendance constraints.*
 - Full time LS
 - Autistic support
 - ESL
- We are experiencing increasing student needs requiring additional supports in terms of social services and free and reduced lunch status
- For 18-19 we made some redistricting decisions based upon anticipated future renovations
 - Bainbridge is slightly over the desired recommended capacity for this building (slight jump higher even after thoughtful planning)
 - Attempted to minimize student transitions during future renovations



“Excellence by CHOICE, Not by Chance”

Other Factors Affecting EASD's Ed Program



“Excellence by CHOICE, Not by Chance”

Other Factors Affecting EASD's Ed Program

Equity Grid Primary	EH	MR	BB	RH
Student Count	409	194	203	232
EL's	1			
Certified School Nurse	0.25	0.25	0.25	0.25
Health Room Nurse	1	1	1	1
Sp Ed Itinerant	1.5			1
Sp Ed Emotional Support	1			
Sp Ed Autistic Support				2
Sp Ed FT Learning Support	1			
Sp Ed Gifted				
Sp Ed Speech (4 in district)				
Social Work Facilitator	0.25	0.25	0.25	0.25

Shared among buildings	
Exists in one building	
Exists in all buildings	
Exists in multiple but not shared between buildings	



“Excellence by CHOICE, Not by Chance”

Other Factors Affecting EASD's Ed Program

Equity Grid Primary	EH	MR	BB	RH
Student Count	409	194	203	232
School Counselor	1	0.5	0.5	1
Community Based Outpatient Program	12 referred	12 referred	5 referred	14 referred
Reading Specialist	2	0.5	0.5	0.5
Instructional Support	2	0.5	0.5	1
Staff Supported with Title 1 Funds	2			
Kbears - Extended Day K	0.5			

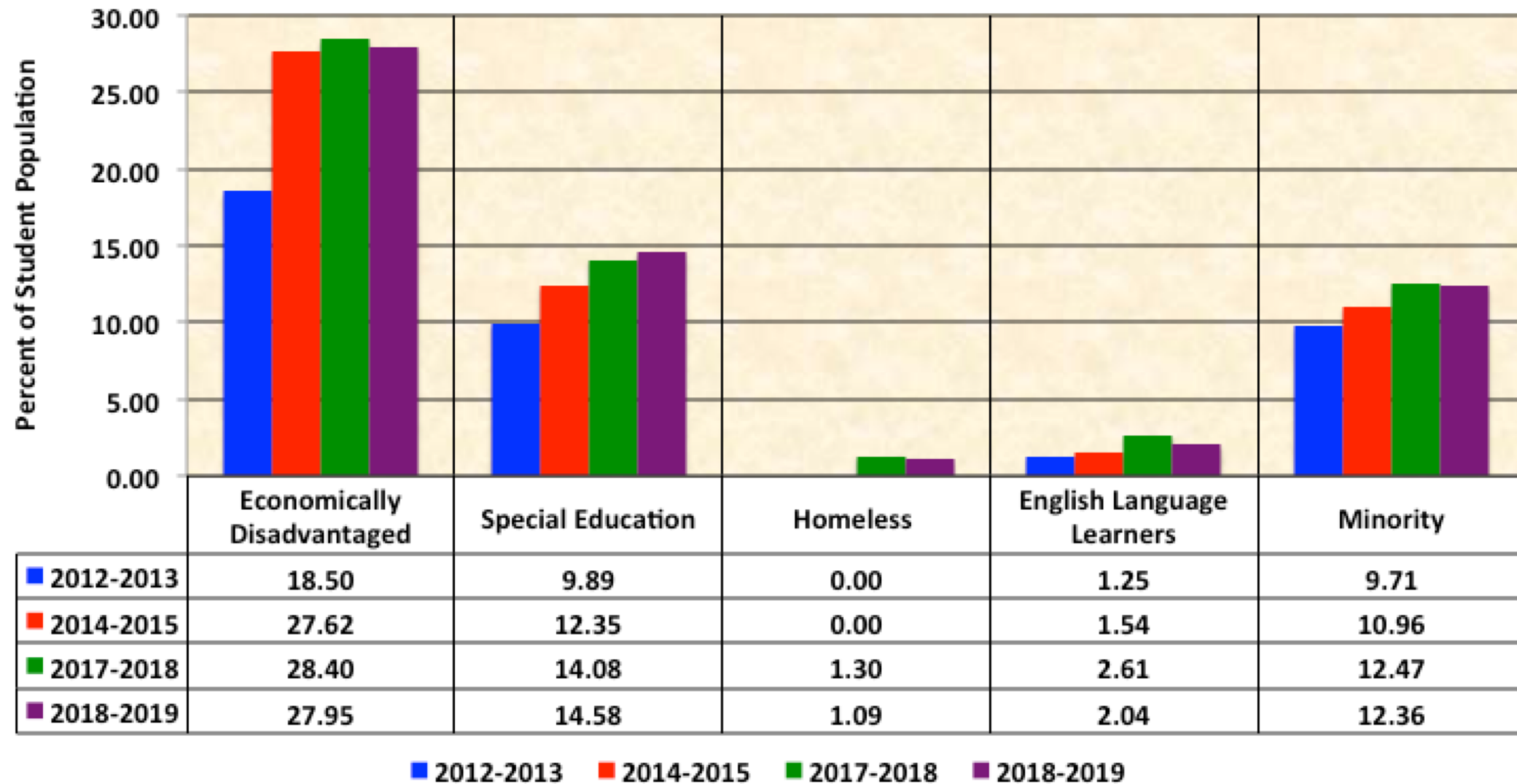
Shared among buildings	
Exists in one building	
Exists in all buildings	
Exists in multiple but not shared between buildings	



“Excellence by CHOICE, Not by Chance”

Other Factors Affecting EASD's Ed Program

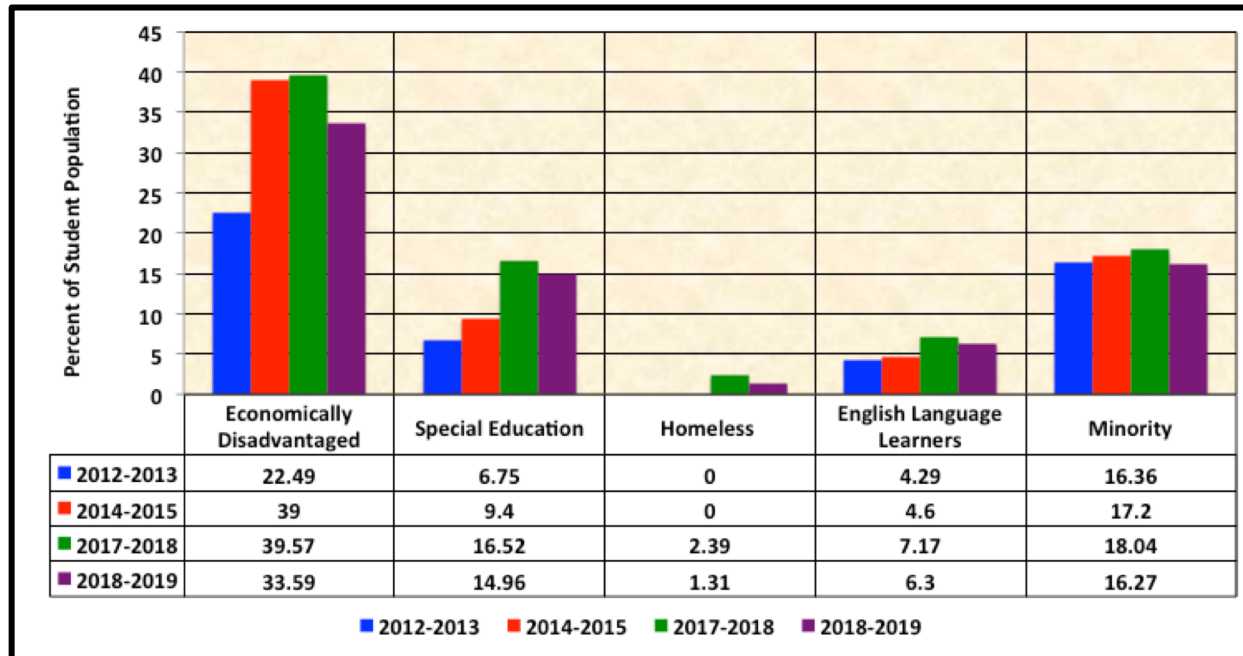
District Demographic Analysis



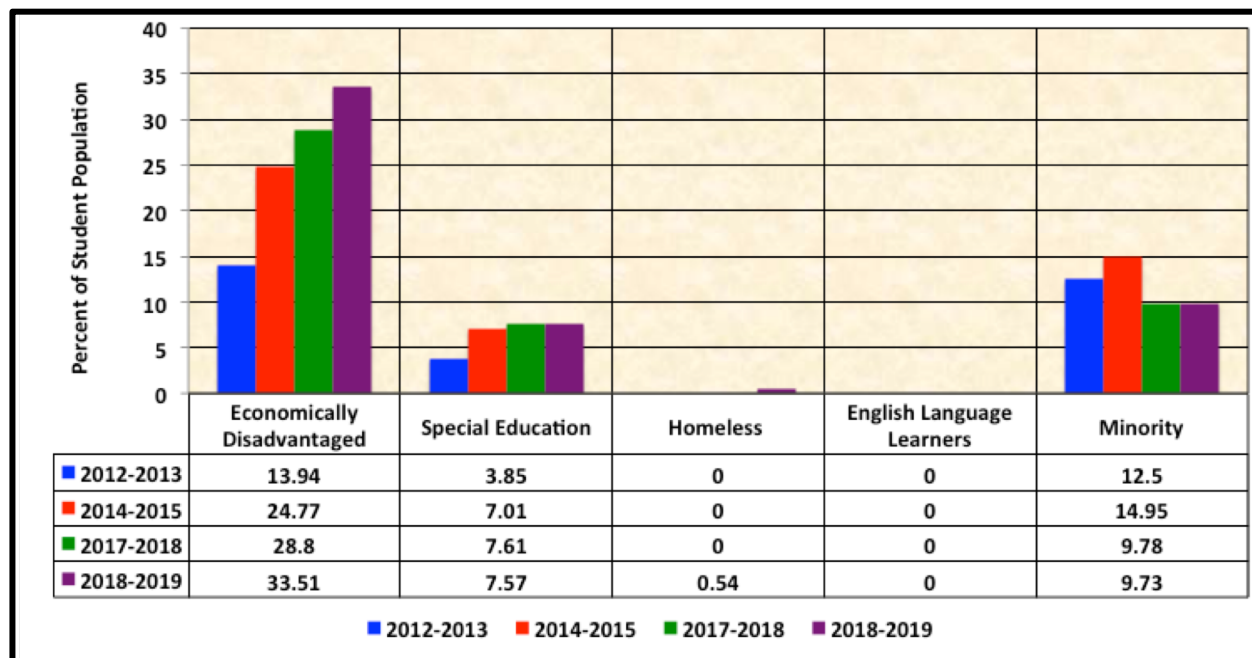
“Excellence by CHOICE, Not by Chance”

Other Factors Affecting EASD's Ed Program

East High Elementary Demographic Analysis



Mill Road Elementary Demographic Analysis



“Excellence by CHOICE, Not by Chance”

DecisionInsite (DI) Key Findings



“Excellence by CHOICE, Not by Chance”

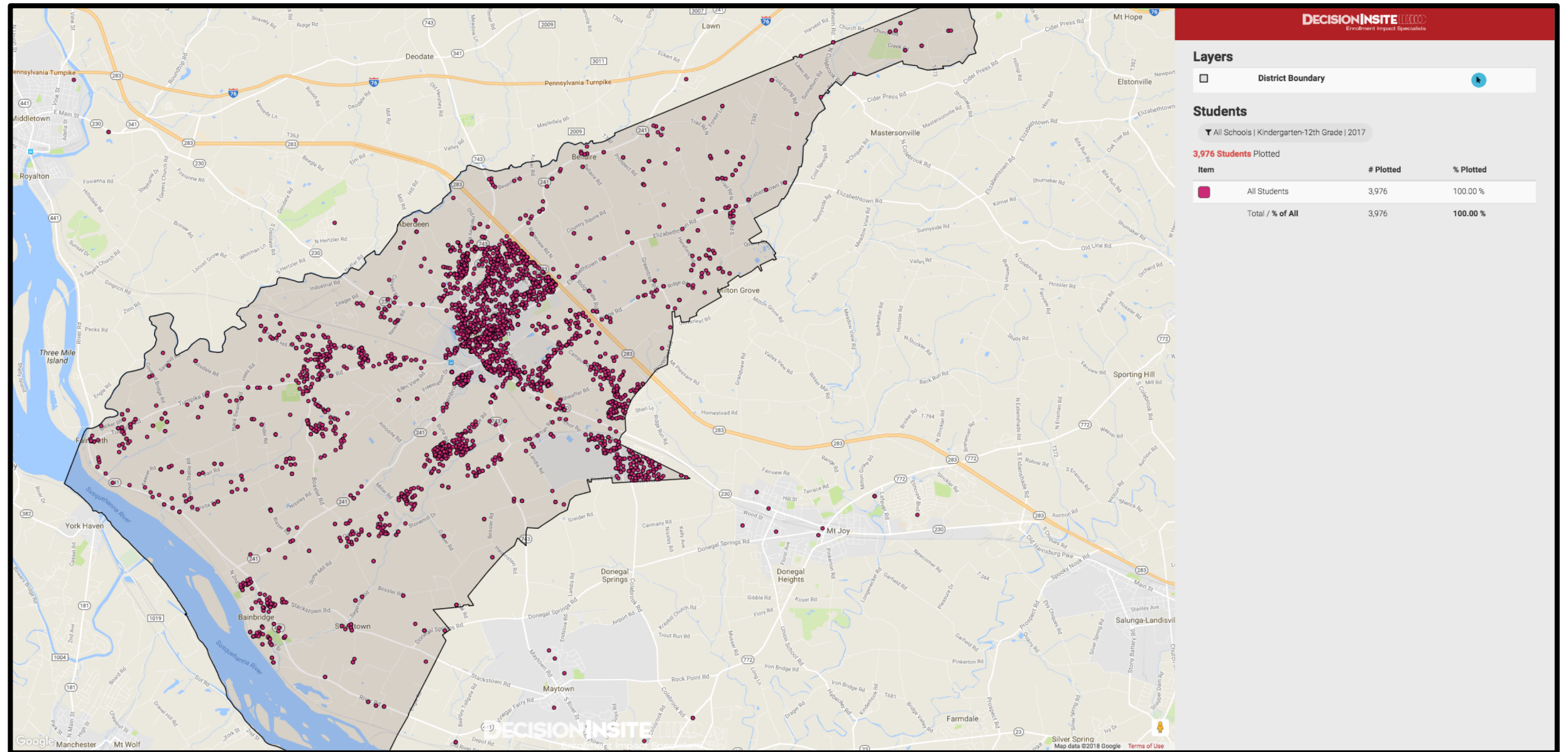
DecisionInsite (DI)- Key Findings

- Uses actual EASD historical data
- DI team contacted community for future info
- Two models- conservative and moderate
 - Little difference between models
 - Moderate shows only little bit of growth
- Main impact in Rheems attendance area



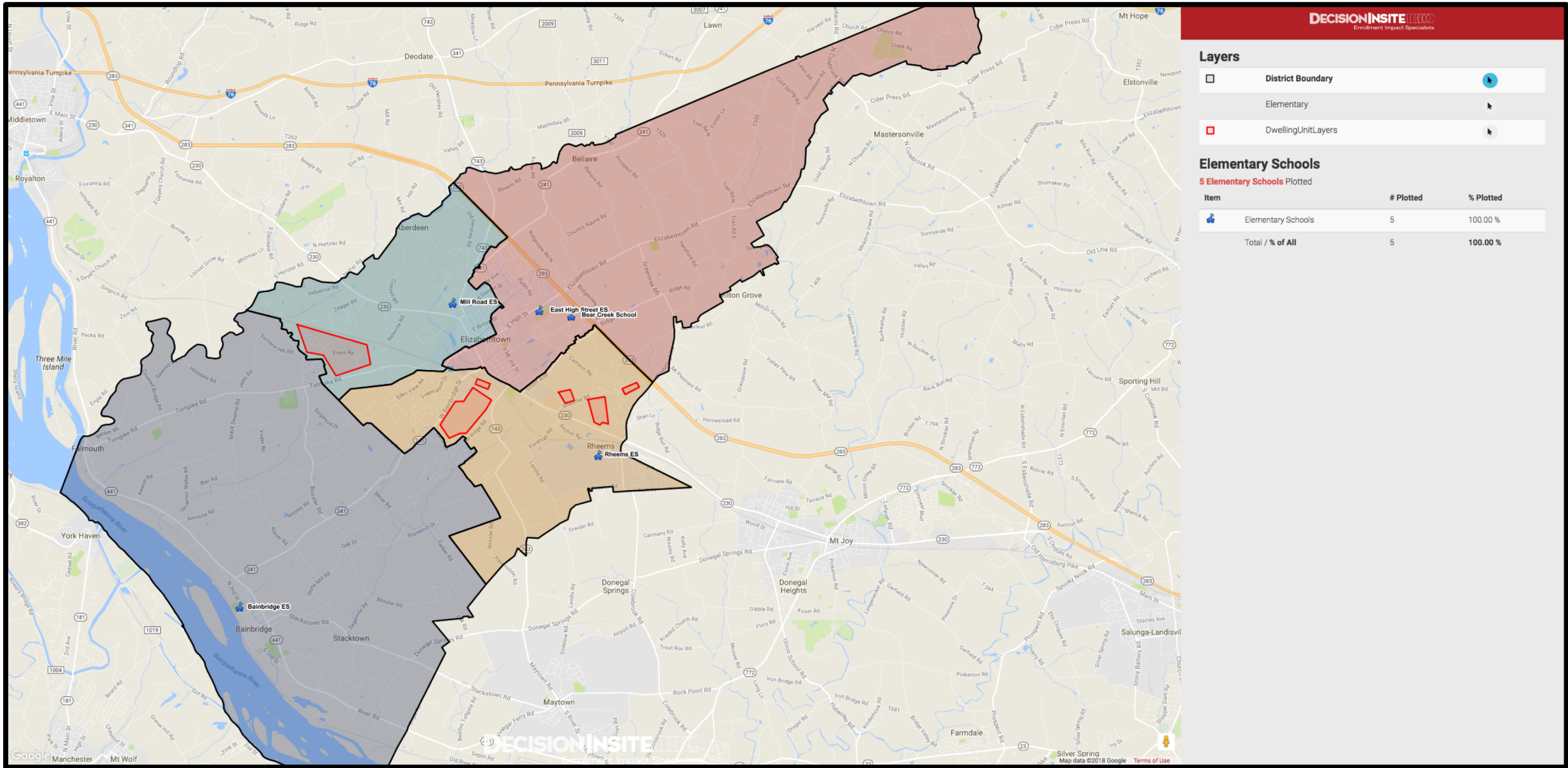
“Excellence by CHOICE, Not by Chance”

Where Are Our Students?




“Excellence by CHOICE, Not by Chance”

Where Are Our Schools and Future Development?



“Excellence by CHOICE, Not by Chance”


What Are Our Projections?

Elizabethtown Area School District		 Enrollment Impact Specialists													
Projections Sans Development (ElzbthtnAr18Mod) (2018)															
Grade		2014	2015	2016	2017	2018	2019	2020	2021	2022	2023	2024	2025	2026	2027
K		260	251	219	238	240	238	237	237	235	233	231	228	226	223
1		300	308	270	250	272	272	270	270	269	267	264	262	259	256
2		309	301	297	266	250	273	271	270	270	270	266	264	261	259
3		312	312	307	295	270	251	278	276	272	272	272	269	266	264
4		299	326	324	323	312	286	267	295	284	281	280	280	277	275
5		316	302	332	319	326	315	289	269	296	286	282	281	281	278
6		312	322	301	324	318	325	314	288	269	295	285	281	280	281
7		317	317	329	316	340	334	341	329	300	281	309	298	293	292
8		315	311	312	324	311	335	329	337	327	298	279	306	295	292
9		350	325	327	320	339	323	348	341	350	338	308	290	315	305
10		324	341	294	328	309	328	314	336	332	340	330	301	282	308
11		299	307	317	284	314	298	314	302	325	323	330	318	291	272
12		298	306	315	329	292	323	305	324	305	330	327	334	324	296
Subtotals:		4011	4029	3944	3916	3893	3901	3877	3874	3834	3814	3763	3712	3650	3601
Pct Chg:		0%	0.4%	-2.1%	-0.7%	-0.6%	0.2%	-0.6%	-0.1%	-1%	-0.5%	-1.3%	-1.4%	-1.7%	-1.3%
SDC:		40	38	55	60	56	58	60	61	61	61	61	60	60	59
Totals:		4051	4067	3999	3976	3949	3959	3937	3935	3895	3875	3824	3772	3710	3660



“Excellence by CHOICE, Not by Chance”

What Are Our Projections?

Elizabethtown Area School District		 Enrollment Impact Specialists													
Projections (ElzbthtnAr18Mod) (2018)															
Grade		2014	2015	2016	2017	2018	2019	2020	2021	2022	2023	2024	2025	2026	2027
K		260	251	219	238	240	246	252	255	255	254	256	255	254	253
1		300	308	270	250	272	281	286	288	289	288	290	289	288	286
2		309	301	297	266	250	281	288	289	290	291	292	292	290	289
3		312	312	307	295	270	259	294	295	293	293	297	296	295	294
4		299	326	324	323	312	293	282	313	305	303	305	307	306	305
5		316	302	332	319	326	321	302	286	316	308	307	308	309	308
6		312	322	301	324	318	331	326	303	287	316	310	308	308	310
7		317	317	329	316	340	339	352	342	316	300	332	324	321	321
8		315	311	312	324	311	339	338	349	341	315	300	330	322	320
9		350	325	327	320	339	328	357	352	364	353	328	312	340	333
10		324	341	294	328	309	333	324	347	345	354	348	322	305	334
11		299	307	317	284	314	303	324	314	338	336	347	338	313	296
12		298	306	315	329	292	325	312	335	318	343	341	352	344	318
Subtotals:		4011	4029	3944	3916	3893	3979	4037	4068	4057	4054	4053	4033	3995	3967
Pct Chg:		0%	0.4%	-2.1%	-0.7%	-0.6%	2.2%	1.5%	0.8%	-0.3%	-0.1%	0%	-0.5%	-0.9%	-0.7%
SDC:		40	38	55	60	56	58	60	61	61	61	61	60	60	59
Totals:		4051	4067	3999	3976	3949	4037	4097	4129	4118	4115	4114	4093	4055	4026



“Excellence by CHOICE, Not by Chance”



~ Questions ~

“Excellence by CHOICE, Not by Chance”