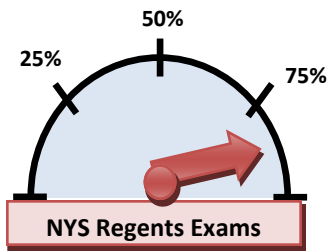
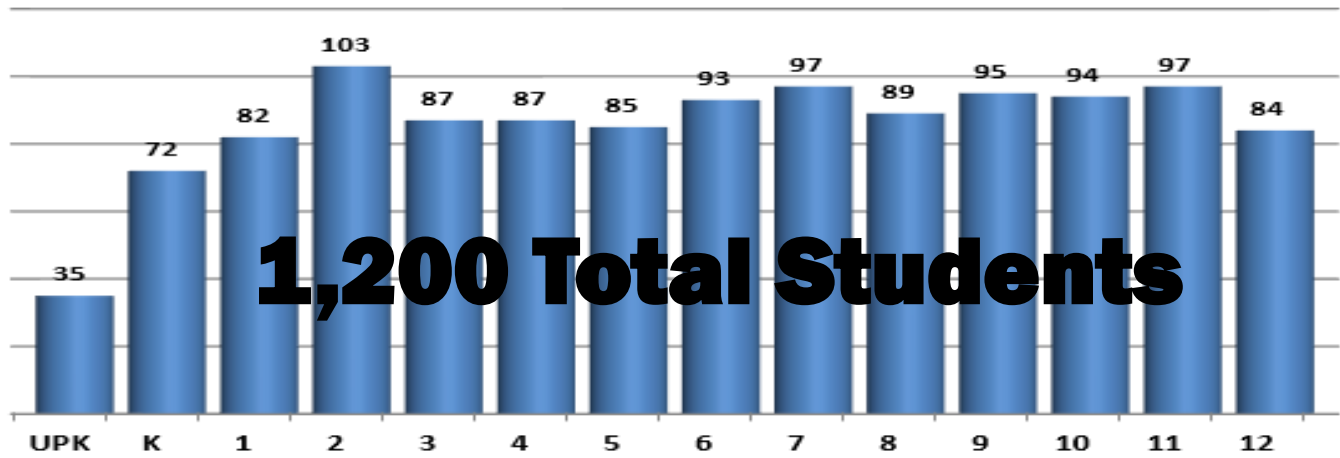


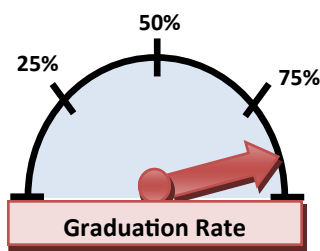


The following Data and Assessment Newsletter is a compilation of district-wide data from the 2022-2023 school year. The data shared in this newsletter is for the educators of the SFCSD and will provide informative data on the students in our district.

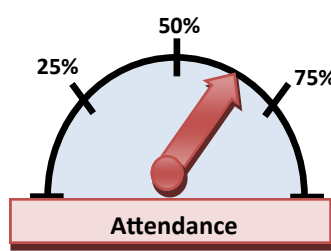
### Class Enrollment



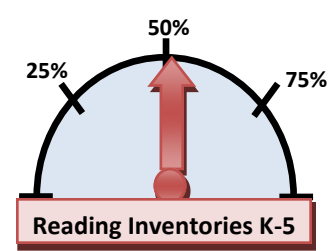
Average % Passing  
All Regents Exams



% of Graduates from  
Mynderse Academy  
Class of 2023  
(Total Completers)

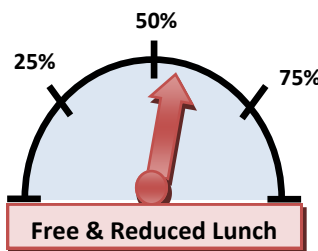


% of Students Attendance  
Greater Than 90%  
FK (66.6%) CS (83.7%)  
MS (72.7%) MA (62.6%)



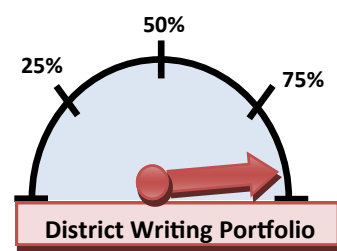
Average % App./At/Above GL  
Grades K-2 (63%)  
Grades 3-5 (51%)

**84%**




% Free & Reduced Lunch  
Free Lunch (47%)  
Reduced Lunch (2%)

**95%**




% Meeting GL Competency  
Grade 8=87%  
Grade 11=88%

**71%**



% Meeting Proficiency  
In Domain II & III  
Class Environment (97%)  
Instruction (96%)

**57%**



Grade 4—no test this year  
Grade 8 77%

**49%**

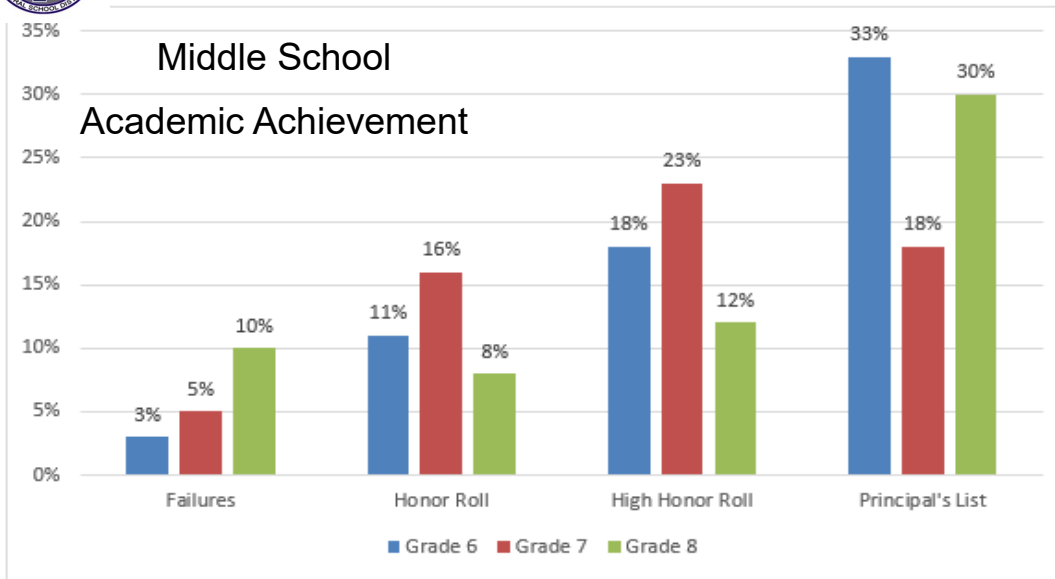
**88%**

**97%**

**77%**

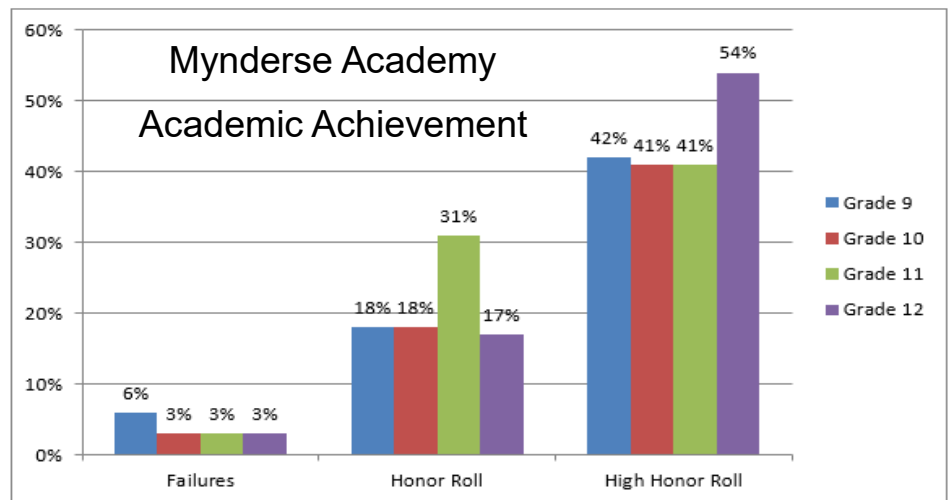


## MS/HS QUARTER 4 ACHIEVEMENT DATA



**Principal's List +  
High Honor +  
Honor Roll**  
**Grade 6 = 62%**  
**Grade 7 = 57%**  
**Grade 8 = 50%**

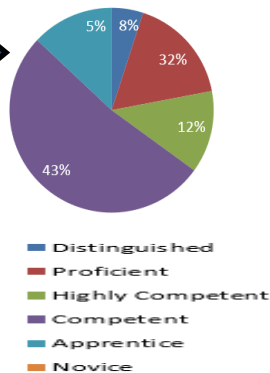
**High Honor +  
Honor Roll**  
**Grade 9 = 60%**  
**Grade 10 = 59%**  
**Grade 11 = 72%**  
**Grade 12 = 71%**



## WRITING PORTFOLIO RESULTS GRADES 8 & 11

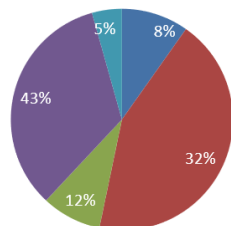
### Grade 8 Writing Portfolio

Rating	Students
Distinguished	4
Proficient	13
Highly Competent	10
Competent	40
Apprentice	10
Novice	0
Incomplete	8



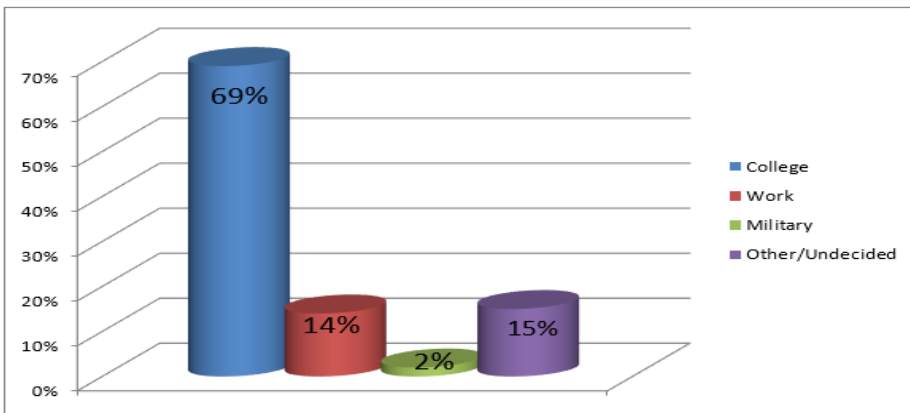
### Grade 11 Writing Portfolio

Rating	Students
Distinguished	8
Proficient	36
Highly Competent	7
Competent	28
Apprentice	4
Novice	0
Incomplete	7





# MYNDERSE ACADEMY GRADUATION DATA



Class of 2023 Graduation Data	
Graduates	86 St.
Regents Diploma	44 St.
Regents w/Adv.Des	37 St.
Adv. Desig./Honors	4 St.
CDOS/Local Diploma	25 St.
P-Tech Student/MA Grad	0 St.
Still Enrolled	3 St.
Dropped	1 St.

NAME	COLLEGE/WORK/MILITARY	MAJOR	NAME	COLLEGE/WORK/MILITARY	MAJOR
Kyle Adams	Finger Lakes Community	Liberal Arts	Rowan Markel	The George Washington	International Rela-
Anthony Agee	Undecided		Holly Marriott	Hobart and William Smith	Health Profession
Jack Anderson	SUNY College of Technolo-	Electrical Construction	Sofia Meeks	Finger Lakes Community	Psychology
Daisy Belke	Work		Branson Mestan	SUNY University at Buffalo	Mechanical Engineer-
Jason Breese	Undecided		Jasmine Morehouse	Work	
Taylor Brown	Work		Haley Mosch	Cayuga Community Col-	Undecided
Makayla Brownrigg	Finger Lakes Community	Nursing	Jack Nicholson	Finger Lakes Community	New Media
Jazmine Caracillo	Finger Lakes Community	Fine Arts	Gilberto Pagan	Finger Lakes Community	Business
Gabriella Cardin	Undecided		Seth Palmer	Webber International Univ	
Jamison Conklin	Undecided		Connor Passalacqua	Work	
Todd Cook	Monroe Community College	Culinary Arts	Destiny Pearce	Work	
Gehrig Dalton	Work		Phillip Pham	Rochester Institute of Tech-	Civil Engineering
Nicholas Davidson	Finger Lakes Community	Computer Science	Dominick Pistor	SUNY College at Brockport	Physical Education
Ethan DeNucci	Undecided		Nicholas Quill	Finger Lakes Community	Physical Education
Parker DeVries	Work		Luisnell Ramirez	Work	
Matthew Ehresman	West Virginia University	Business	Leah Redding	Cayuga Community Col-	Business w/
Ian Faylo	Work		Ronald Reynolds	Finger Lakes Community	Networking and Cy-
Damon Felice	Work		Faith Rhinehart	St. Lawrence University	Psychology and Data
Kayden Fera	Finger Lakes Community	Business w/economics	Azharia Rivera	Finger Lakes Community	Business
Isabella Ferrara	University of Scranton	Physical Therapy	William Rogers	Undecided	
Jeniya Fils	SUNY Buff or Geneseo	Pre-med	Thomas Rowley	SUNY University at Buffalo	Exercise Science
Ashlynn Fox	Finger Lakes Community	Fish and Wildlife Technol-	Payton Russ	Army Nat'l Guard	
Nicolo Franzone	St. Bonaventure University	Business Administration	Jaydan Ryrko	Keuka College	Accounting
Theresa Gilbert	Finger Lakes Community	Biology	Lydia Salerno	Finger Lakes Community	Psychology
Ramona Goncz	Shelton State Community	Electrical Science	William Sample-McCann	Work	
Brynn Goodell	Undecided		Maximus Santana	St. Bonaventure University	Business Manage-
Madisyn Guenot	SUNY College at Cortland	Exercise Science	Devin Smith	Finger Lakes Community	Psychology
Kierstyn Hager	SUNY College at Geneseo	Biology w/ Spanish minor	Jewel Smith	SUNY College at Brockport	Nursing
Broden Herron	SUNY College at Geneseo	Finance	Noah Smith	Ithaca College	Music Education
Keathea Hess	Ameri-corps NCC		NolaAnn Smith	Undecided	
Tessa Hock	Finger Lakes Community	Kinesiology & Human Perfor-	Luke Spinner	St. Bonaventure University	Business
Mackenzie Howard	Finger Lakes Community	Liberal Arts	Liam Tanner	St. Bonaventure University	Cyber Security
Quinn Hurst	Dutchess Community Col-	History w/Fine Art minor	Alexis Taylor	SUNY College of Technolo-	Nursing
Samantha Jacobs	School of Visual Arts	Illustration	Julia Trickler	Nazareth University	Occupational Thera-
Kyle James	Fashion Institute of Technol-	Fine Art	Nicholas Virgo	Work	
Blayze Keefer	SUNY College at Brockport	Criminal Justice	Nathaniel Welch	Cayuga Community Col-	Business Administra-
Carson Kiah	Finger Lakes Community	Business Administration	Jasmine Whitaker	Finger Lakes Community	Paramedics OR Busi-
Kelly Kohberger	Le Moyne College	Physician Assistant Pro-	Madeleine Wick	SUNY College at Oneonta	Fashion & Textiles
Grace Lando	Colgate University	Biology	Evan Wickard	Northern Essex Community	Undecided
Izabella Lee	Undecided		Gabriella Wirth	Hobart and William Smith	Biology/Pre-Medicine
Norah Linehan	St. John Fisher University	Nursing	Blake Wolcott	Work	
Carley Luffman	Finger Lakes Community	Nursing	Joseph Yancey	Army	
Vincent Lux	Finger Lakes Community	Accounting			



## MYNDERSE ACADEMY CLASS OF 2023 "BY THE NUMBERS"




Advanced Regents Diploma: 37  
 President's Education Award: 22  
 Career & Tech Endorsement: 17

Nat'l Honor Society: 41  
 Honor Graduates: 4  
 Mastery in Science: 2

CDOS Credential: 24  
 Academic Excellence: 30  
 NYS Seal of Civic Readiness: 9



## MYNDERSE ACADEMY ASSESSMENT RESULTS



Special Appeals requirement includes:

1. Score of 50-64 on Regents Exam
2. Passing of the course
3. Demonstration of meeting NYS Learning Standards



32 AP Exams were taken by 30 students

\* Scored higher than NYS average on 2 out of 4 exams

*Each AP Exam score is a weighted combination of the student's scores on the multiple-choice section and the free-response section. The final score is reported on a 5-point scale:*

5 = extremely well qualified  
 4 = well qualified  
 3 = qualified

SUBJECT	% PASSING	% MASTERY	Total % Passing with Special Appeals
ENGLISH CC	87%	47%	97%
BIOLOGY	90%	41%	96%
EARTH SCIENCE	80%	30%	97%
ALGEBRA	78%	18%	88%
CHEMISTRY	82%	20%	96%
GLOBAL HIST 10	81%	16%	91%
US HI/GV	92%	32%	99%
ALGEBRA II	92%	13%	98%
PHYSICS	97%	57%	100%
GEOMETRY CC	57%	3%	90%
<b>TOTAL REGENTS</b>	<b>84%</b>	<b>28%</b>	<b>95%</b>

0%SUBJECT	EXAMS	% Level 3-5
AP ENG. LIT/COMP.	4	*100%
AP US HISTORY	16	*56%
AP CALCULUS	10	50%
AP PHYSICS	2	0%
<b>TOTAL AP EXAMS</b>	<b>32</b>	<b>52%</b>



**Percentage of Students Absent 10% Or More as of June 16th**

Percentage of Students Who Were Absent						
Grade	0-4%	5-9%	10% or more	10% or more AND Economically Disadvantaged Per Building	10% or more AND Not Economically Disadvantaged Per Building	All Students 10% or More Per Building
PreK	16.7%	38.9%	44.4%	42.1%	20.8%	33.4%
K	26.7%	32%	41.3%			
Grade 1	35.6%	42.5%	21.8%			
Grade 2	30%	36.4%	33.6%			
Grade 3	42.4%	43.5%	14.1%	23.5%	5.6%	16.3%
Grade 4	46.2%	35.2%	18.7%			
Grade 5	47.1%	36.8%	16.1%			
Grade 6	47%	26%	27%	39.7%	9.2%	27.3%
Grade 7	43.4%	31.1%	25.3%			
Grade 8	44.1%	26.9%	29%			
Grade 9	40.7%	15.7%	43.5%	51%	23.4%	37.4%
Grade 10	41.3%	26%	32.7%			
Grade 11	46.6%	20.4%	33%			
Grade 12	31.4%	27.9%	40.7%			

Grade	Students w/ Perfect Attendance (Year)	Students Chronically Absent (Year)	Students Chronically Absent (Year) *Including ODP Students
9	1/95	32/95 = 34%	47/108 = 44%
10	0/94	23/94 = 24%	34/104 = 33%
11	3/97	26/97 = 27%	34/103 = 33%
12	0/85	32/85 = 37%	35/86 = 41%
Total	4/370	113/370	150/401
Percent	1%	31%	37%

**Quarter 4 Data 2022-2023**

Grade	Failing 1 class	Failing more than 1 class	# of students failing at least 1 class	% of students failing 1 or more classes	# of Courses being failed
9	13	15	28/95	29%	80
10	3	11	14/94	15%	56
11	7	14	21/97	22%	62
12	6	4*	10/84*	12%	16**
Totals	29	44	73/370	20%	214**

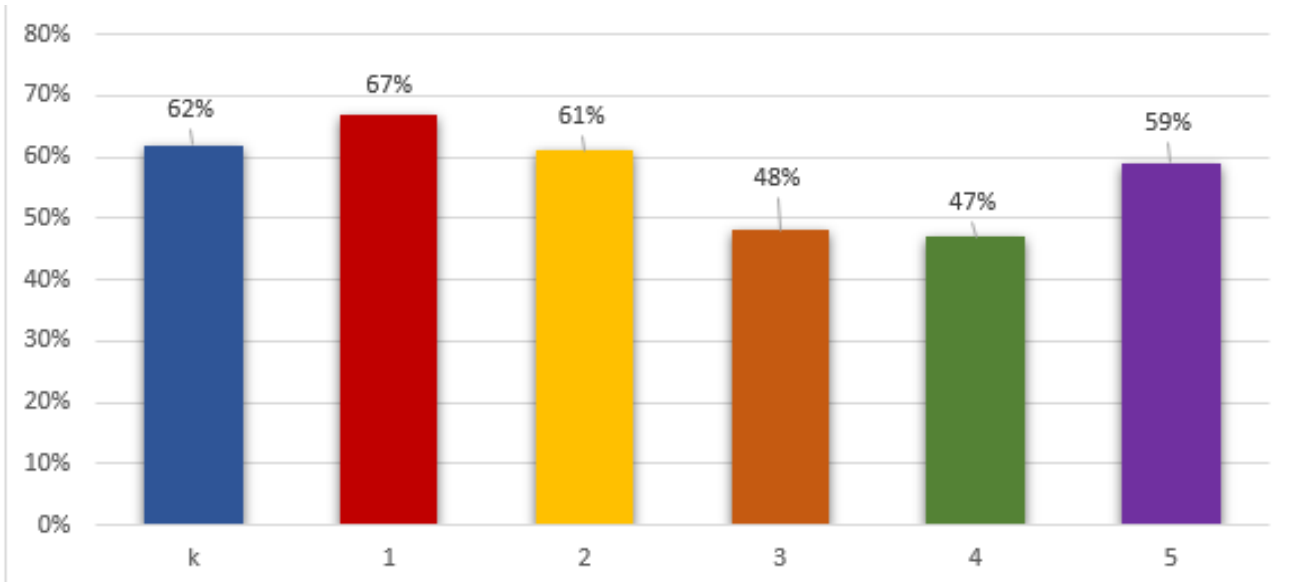
\*1 students failing only FLTC classes

\*\*Contains FLTC Classes

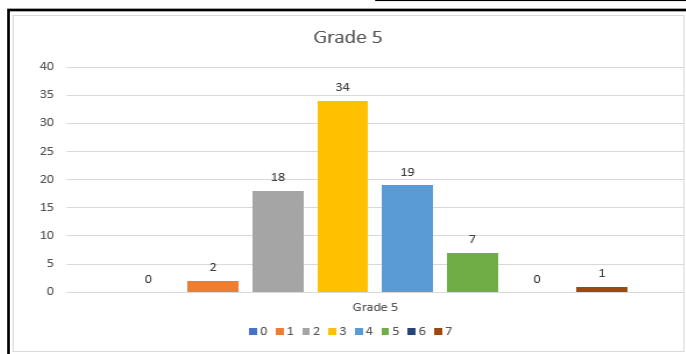
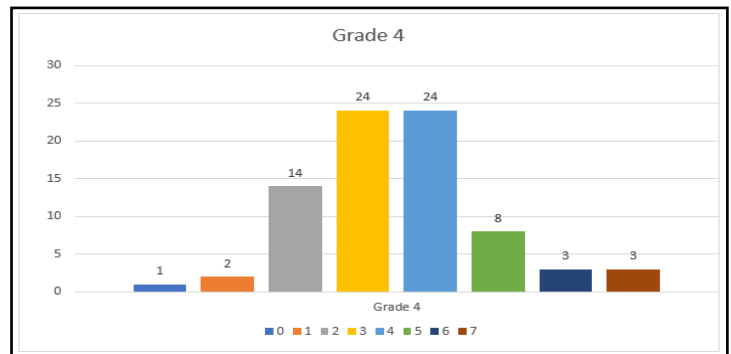
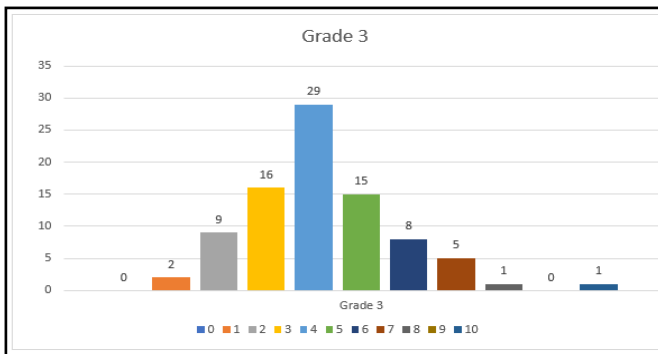
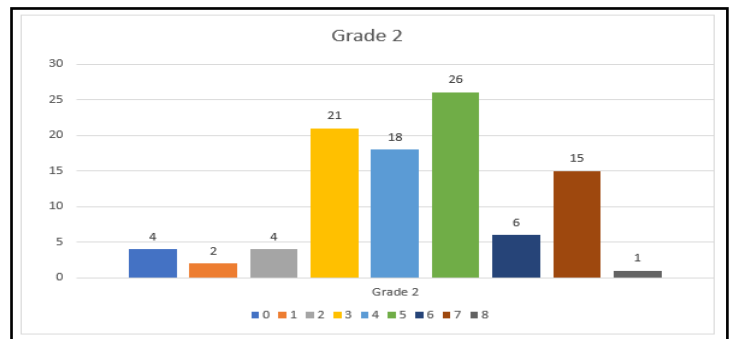
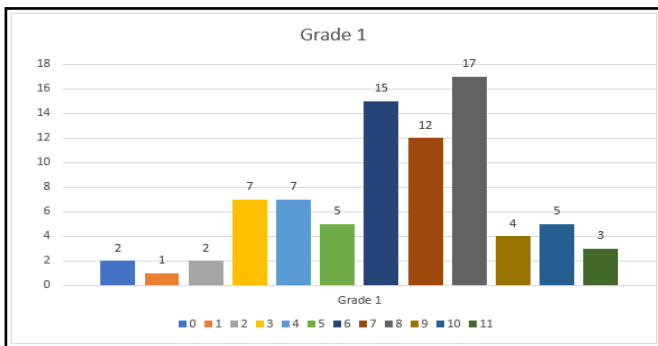


Students in grades K-5 are assessed using the Fountas & Pinnell Benchmark Assessment to determine instructional reading levels (accuracy and comprehension).

**Instructional Levels: Approaching, On or Above Grade Level Expecta-**



**Instructional Reading Levels Grown From Fall to Spring Grades 1-5**



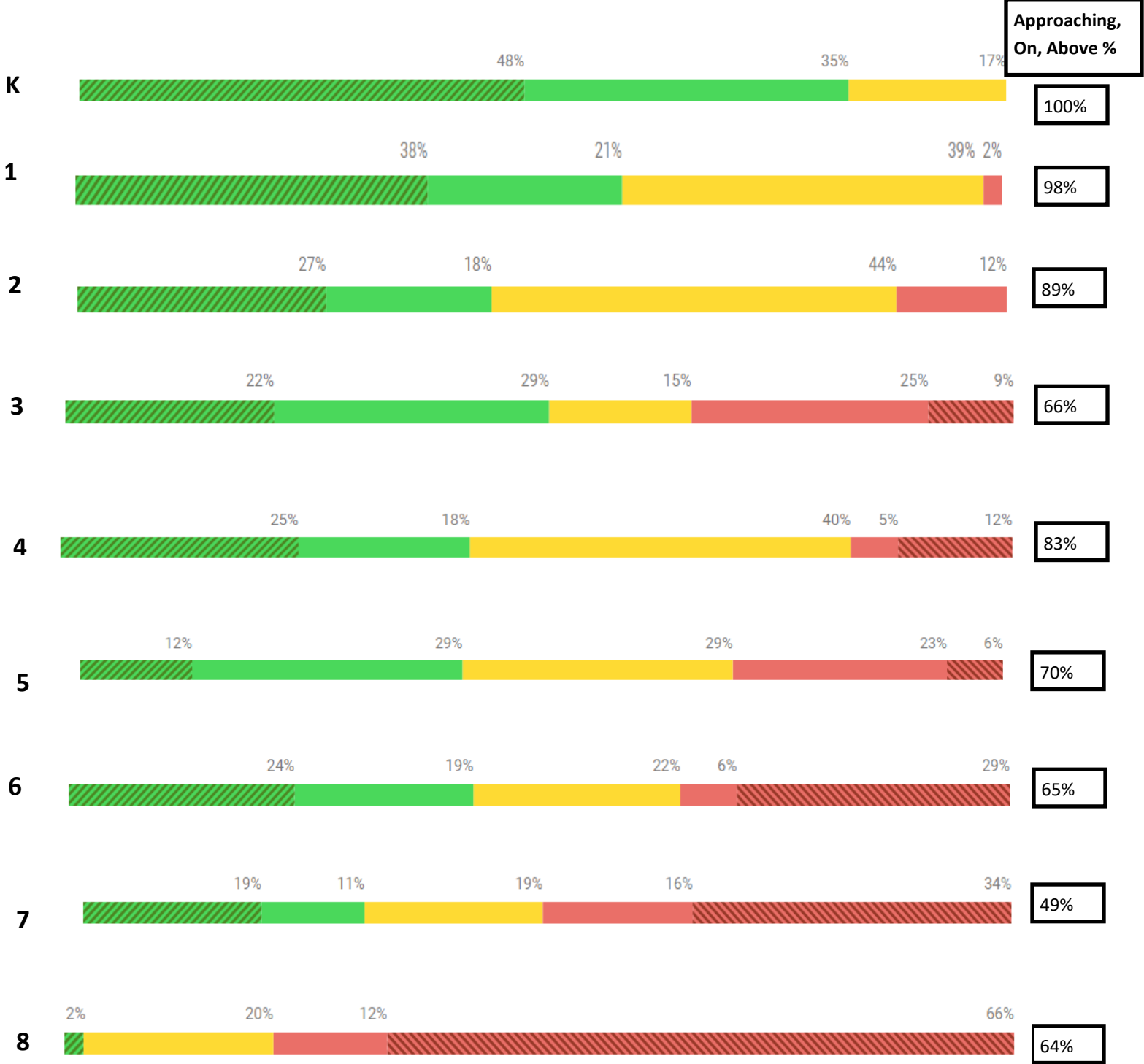


Diagnose Instructional Needs

Measure Instructional Progress and Growth

READING

Mid or Above Grade Level Early On Grade Level One Grade Level Below Two Grade Levels Below Three or More Grade Levels Below



Approaching, On, Above %

100%

98%

89%

66%

83%

70%

65%

49%

64%

42% of students tested above grade 8 throughout the year, which means they "tested out" of the program = 44% at or above grade level.



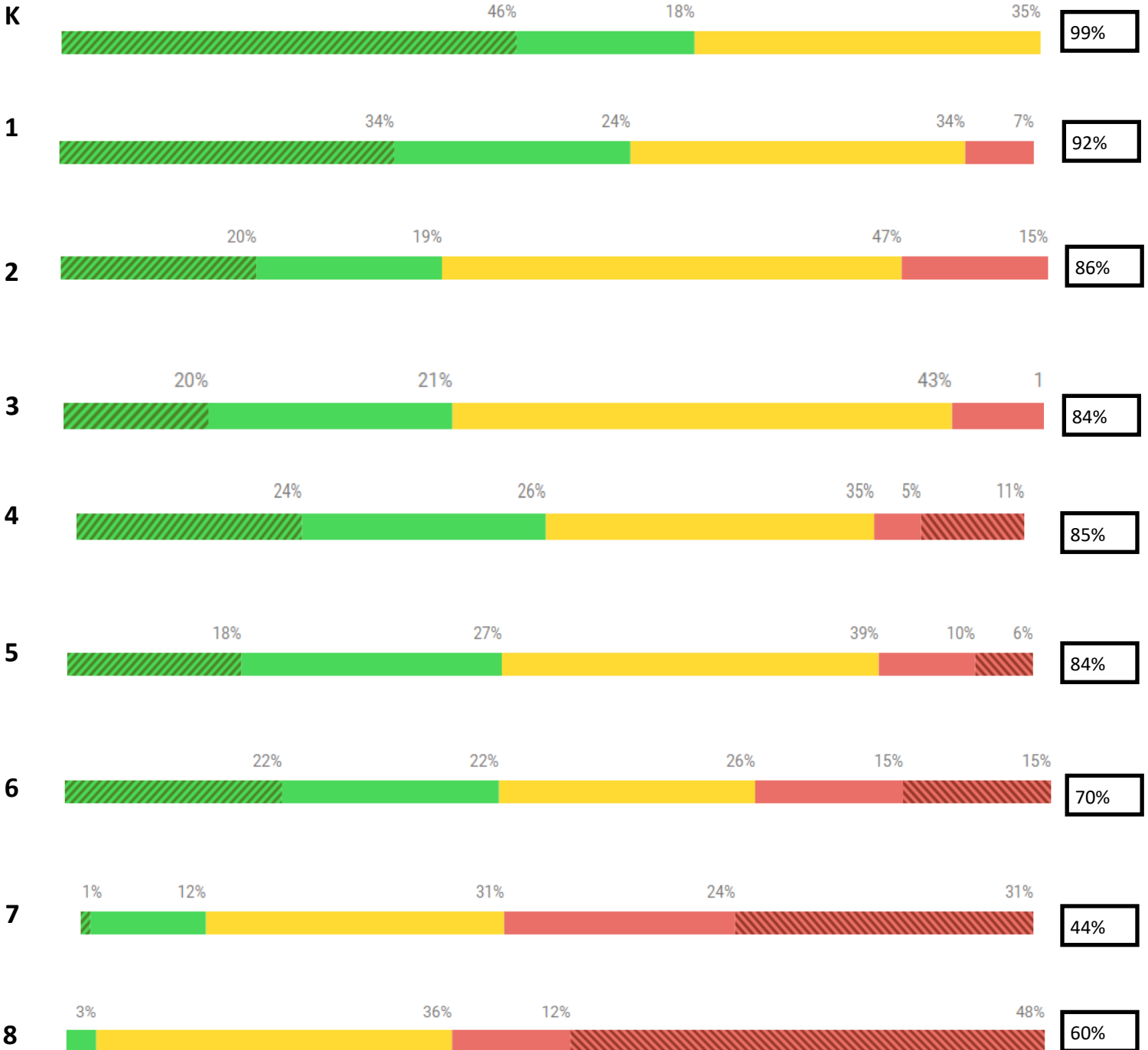
Diagnose Instructional Needs

Measure Instructional Progress and Growth

**MATH**

Mid or Above Grade Level    Early On Grade Level    One Grade Level Below    Two Grade Levels Below    Three or More Grade Levels Below

Approaching, On, Above %



21% of students tested above grade 8 throughout the year, which means they "tested out" of the program = 24% at or above grade level.