


Marion P. Thomas Charter School Superintendent's Report



Presented by:
Angela Mincy, Superintendent
& Principals
January 25, 2023



Honoring the Life & Legacy of Dr. Martin Luther King, Jr.



"Whatever affects one directly, affects all indirectly."
- Dr. Martin Luther King, Jr.

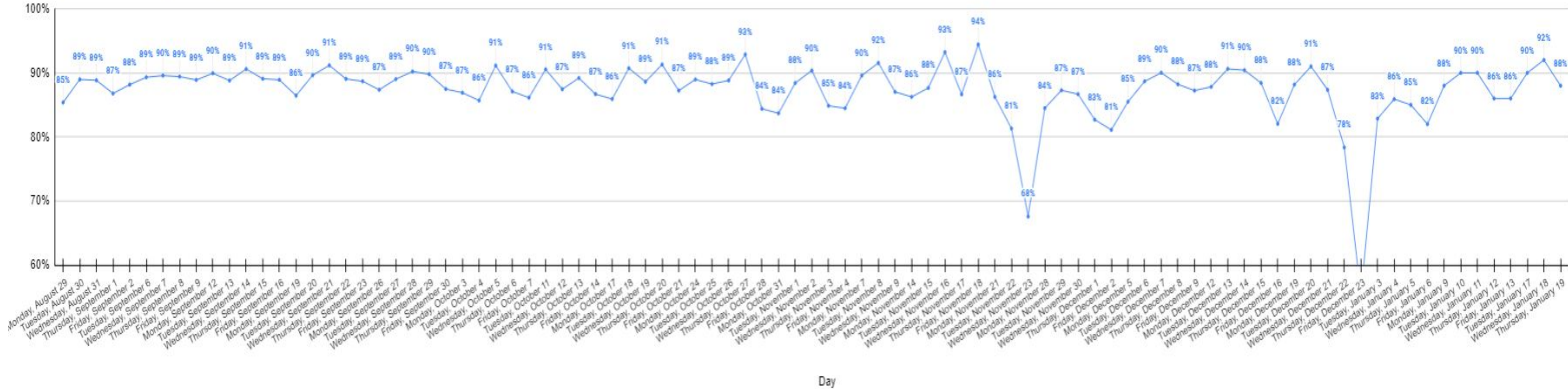


Attendance, Academics, & Attitude

Keep it **100%**

High School - Strategic Goal = **93%**

High School - Average Daily Attendance



ADA Year-to-Date: 88.88%

2.77%

High School ADA - **86.11%** (Jan 2022)



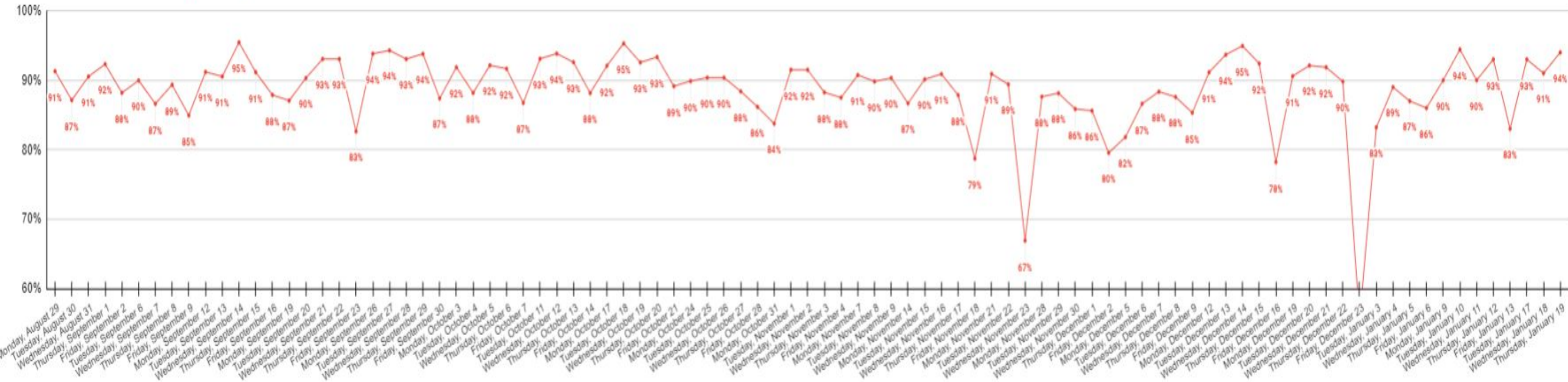
Attendance, Academics, & Attitude

Keep it 100%



PAC - Strategic Goal = 93%

PAC ACADEMY - Average Daily Attendance



ADA Year-to-Date: 90.04%

5.38%

PAC ADA - 84.66% (Jan 2022)

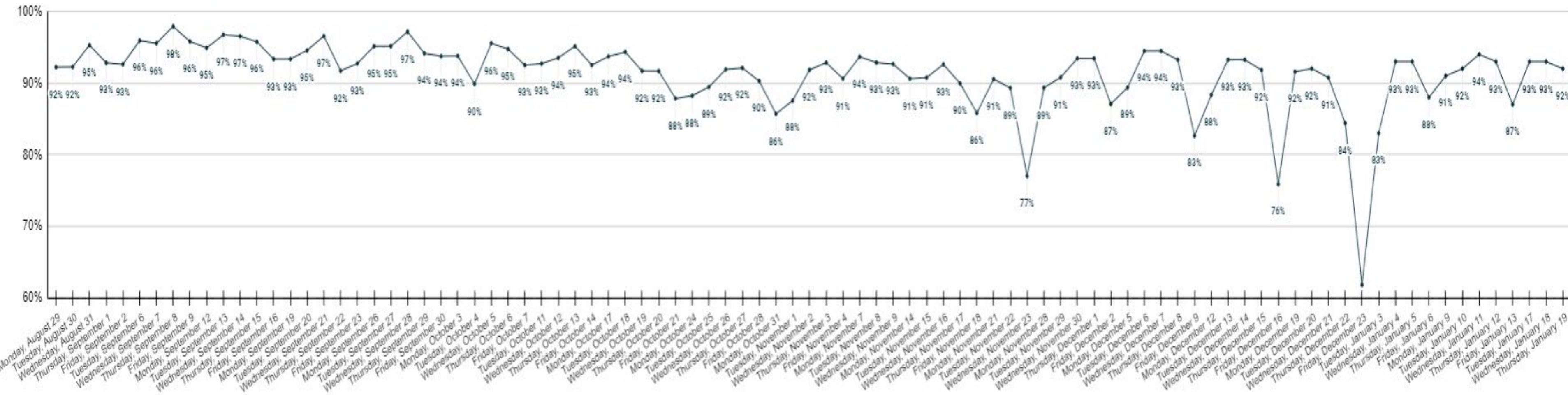


Attendance, Academics, & Attitude

Keep it **100%**

STEAM* - Strategic Goal = **98%**

STEAM ACADEMY - Average Daily Attendance



*Highest ADA Year-to-Date: 91.70%

STEAM ADA - 89.35% (Jan 2022)

2.35%





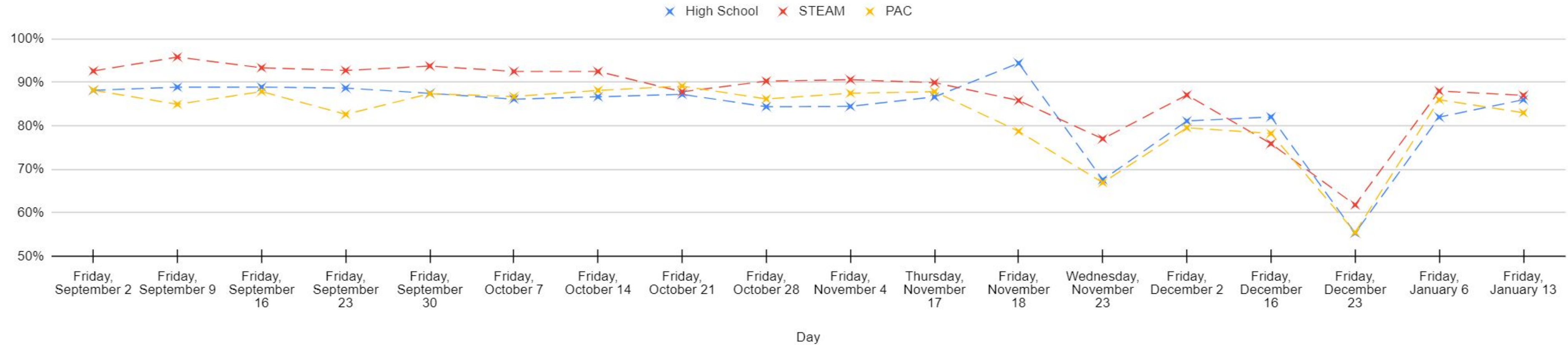
Attendance, Academics, & Attitude

Keep it **100%**



Half Day ADA

Half-Day Average Daily Attendance



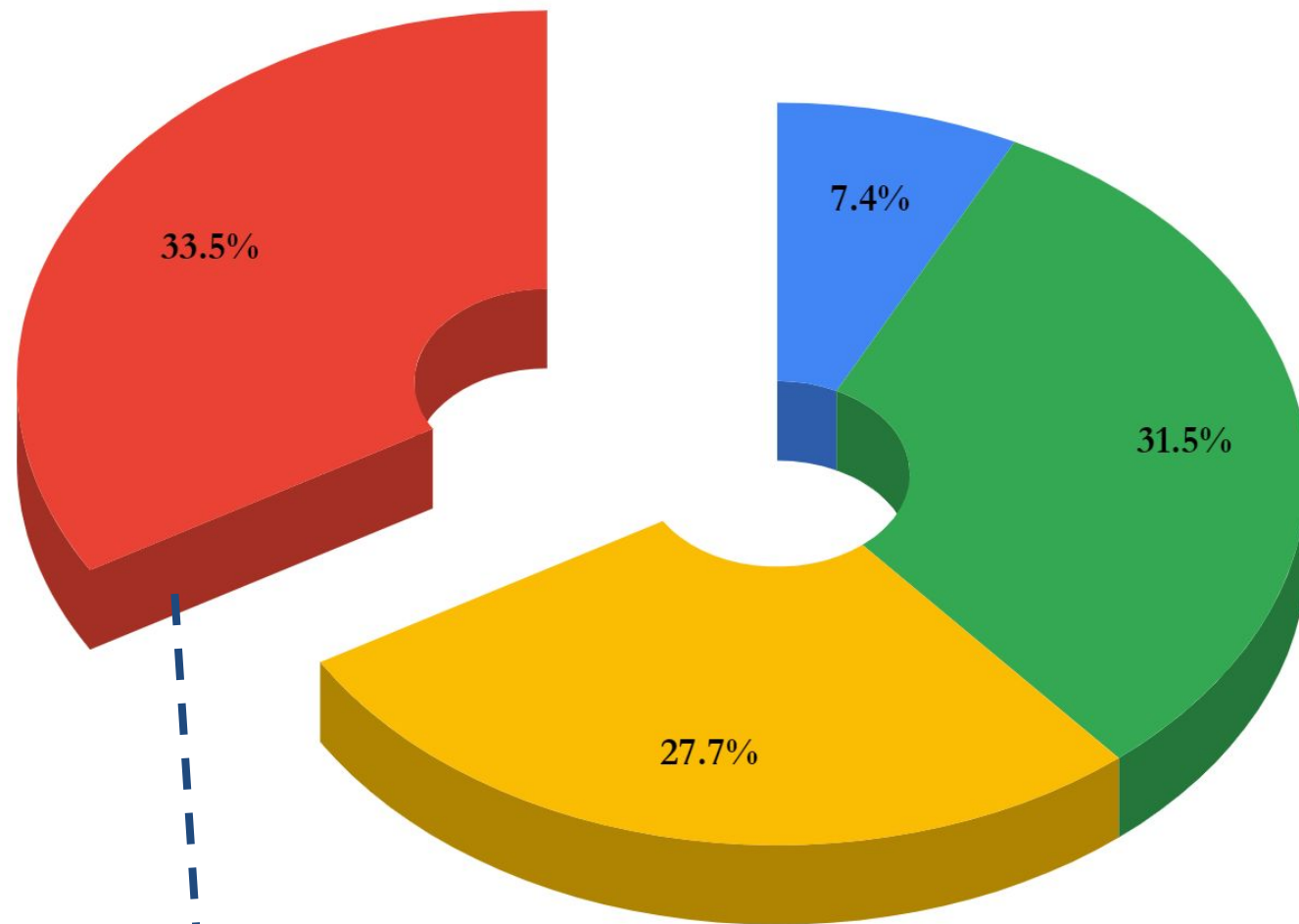


Attendance, Academics, & Attitude

Keep it **100%**



Chronic Absenteeism - District Percentages (As of 1/19/23)



JANUARY 2022
51.8%

Perfect Good Frequently Chronic

District Totals:

- Chronic Absenteeism Rates
 - **22-23 SY = 33.5%**
 - 21-22 SY = 49.5% (6/30/22)
 - 20-21 SY = 72.4% (6/30/21)
- Average Daily Attendance (ADA)
 - **22-23 SY = 90.64% (current)**
 - 21-22 SY = 87.10%
 - 20-21 SY = 81.06%

Thank You!

MARION P. THOMAS BOARD OF TRUSTEES
FOR YOUR SERVICE & DEDICATION

WITH LOVE,
THE VILLAGE

Next up a snapshot of NJSLA
data from our principals...

*Happy Board
Appreciation Month!*

Chairman V. Rouse

Vice Chair D. Carter

Allan Boomer

Briana Gilchrist

Toni Ince

Julio Valdivieso

Dr. Princess Towe

Elijah Griffiths

Board Secretary

Tina Jalloh

Board Attorney