

Project Observation Report

Project Name:	Tri Tech East Building C 1.5	Project No.	2208
Report #:	40		
Observation Date:	7-5-23	Last Report:	6-28-23
Prepared By:	Steve Mallory, AIA	Contractor:	Banlin

Weather:

Sunny	Wind calm	66°		From: 7:10am	To: 7:25am
-------	-----------	-----	--	--------------	------------

Construction Activity Observed:

Schedule Activity No.	Work in Progress

Labor Resources Observed:

Contractor-Quantity	Contractor-Quantity

Observed Equipment on site: Sanican, scissor lift

Others/ Inspectors on site: -

Field Discussions: -

Percent Complete:	Pay-app (#9)	Completion Date:
Contract Amount	\$3,774,429.00	Original Contract NTP: Sept 21, 2022
Change Orders:	\$73,161.53 (COP#2 - \$29,820.47)	
Adjusted:	\$3,847,590.53	
Completed:	\$3,345,929.00, with \$167,296.45 retained	
Current Payment	\$137,402.50 (Incl. WSST)	Change Order date adjustment: 0 days
Overall % Complete:	87.0%	Expected Project End Date: July 15, 2023

Change Order Breakdown: CO#2: Asphalt (COP#8) \$10,636.32, Concrete (COP#9) \$2,563.76, Parapet flashing (COP10) \$4,143.79, Trap primer relocate (COP11) \$6,058.46, Vet Sink credit (COP 12) -\$15,250.91, Add USB (COP 13) \$14,063.29, Data Rack (COP 14) \$3,294.13, VCT waxing (COP 15) \$4,311.63.

Inspection Reports: -----

As-Builts: No issues.

Preparers Comments: They are nearing completion of the work except for a few outstanding parts for the Fire alarm system and the Audio-visual. Doing the final punchlist in the next few days and electrical are de-mobed and will come back for the last few items as they are delivered. All glazing installed, floors cleaned and waxed, look good. Fencing, gates and Landscaping is complete, the site is complete except for some minor final cleaning. The electrical panel guts and MDP are installed. Fire alarm systems wired but not complete FRP, VCT, rubrails and base are complete. Interior doors and hardware installed. Low voltage work nearly complete. RTUs are now on the roof waiting and the DOAS and panel are installed. Some gasket needed on the south side to complete. Computer cabinet is wired and the water heater and softener are set, sinks and the janitor sinks are installed and the water is on. Eye wash station is in and floor protection sheets remain. Dog wash stations and Kennels are in place. Main entry door lite stops are in and the ADA and actuator remain. Awnings are installed. Transformer installed in the shop. Storage room back panel shelf are in and A/V equipment started.

Construction Site Photos:



East Elevation



Entry doors



Site Entry Gate



North site (6/27)



Looking west at the northeast corner of the building



Alleyway (6/27)



Northeast corner of the building



Looking south along the west edge of the building (6/27)



Looking west along the alleyway



North elevation



Looking south along the east edge of the building



Looking at the northeast corner of the building



Main entry doors and sidelites interior view



Main entry




Women's restroom



Looking south at the main entry



Men's restroom



Mechanical room – computer rack



Mechanical room –water softener and brine tank



Looking north along the shop's east wall and lockers with diamond plate top




Looking northwest into the shops northwest corner



Looking west along the south wall of the shop




South sink in the shop



Storage room backboard and equipment, relocate lower panels to north wall - painted



Looking northwest towards the shop's electrical panels and transformer mounted on the wall



Looking southwest at the shop's west wall



Looking east at the shop's south wall



Looking south at the east wall of the north classroom



Looking southwest at the southwest corner of the north classroom



Looking west at the north wall of the north classroom



Looking east at the south wall of the north classroom



Looking east at the north classroom



Looking at the north wall of the north classroom



Looking west at the main east-west corridor



Looking east at the main east-west corridor



Lab – looking south at the east wall



Office



Exam room casework



Kennels



Kennel Room vacuum and janitor sink on the north wall



Lab – eyewash station and east wall



Dogwash stations



Looking at the casework in the northwest corner of the south classroom



Looking at the casework at the northeast corner of the south classroom



Looking at the casework at the east wall of the south classroom - north



Looking at the casework at the east wall of the south classroom - south



Looking at the casework on the south wall of the south classroom



Looking southwest corner of the south classroom