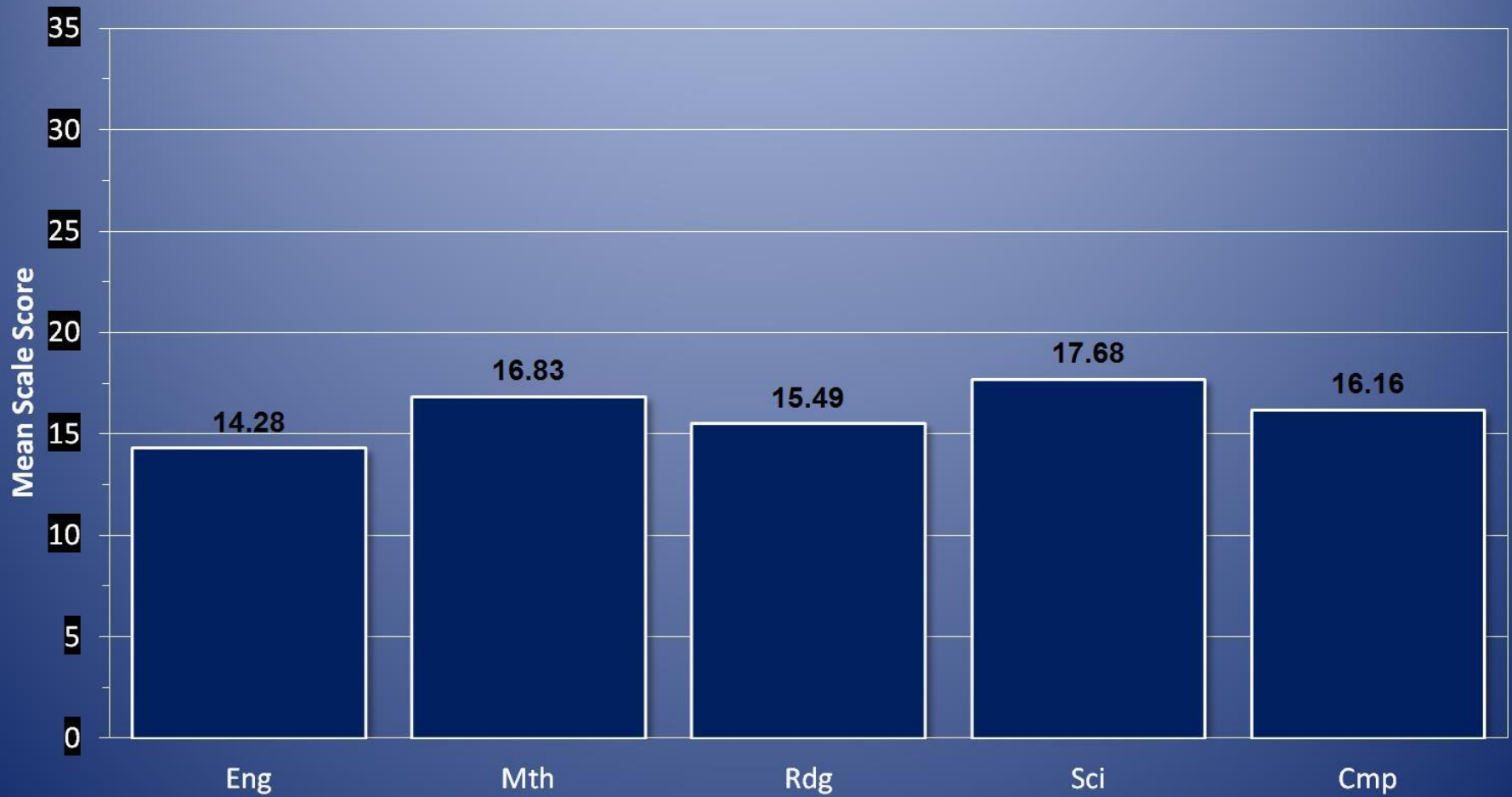


# **PLAN Test Results**

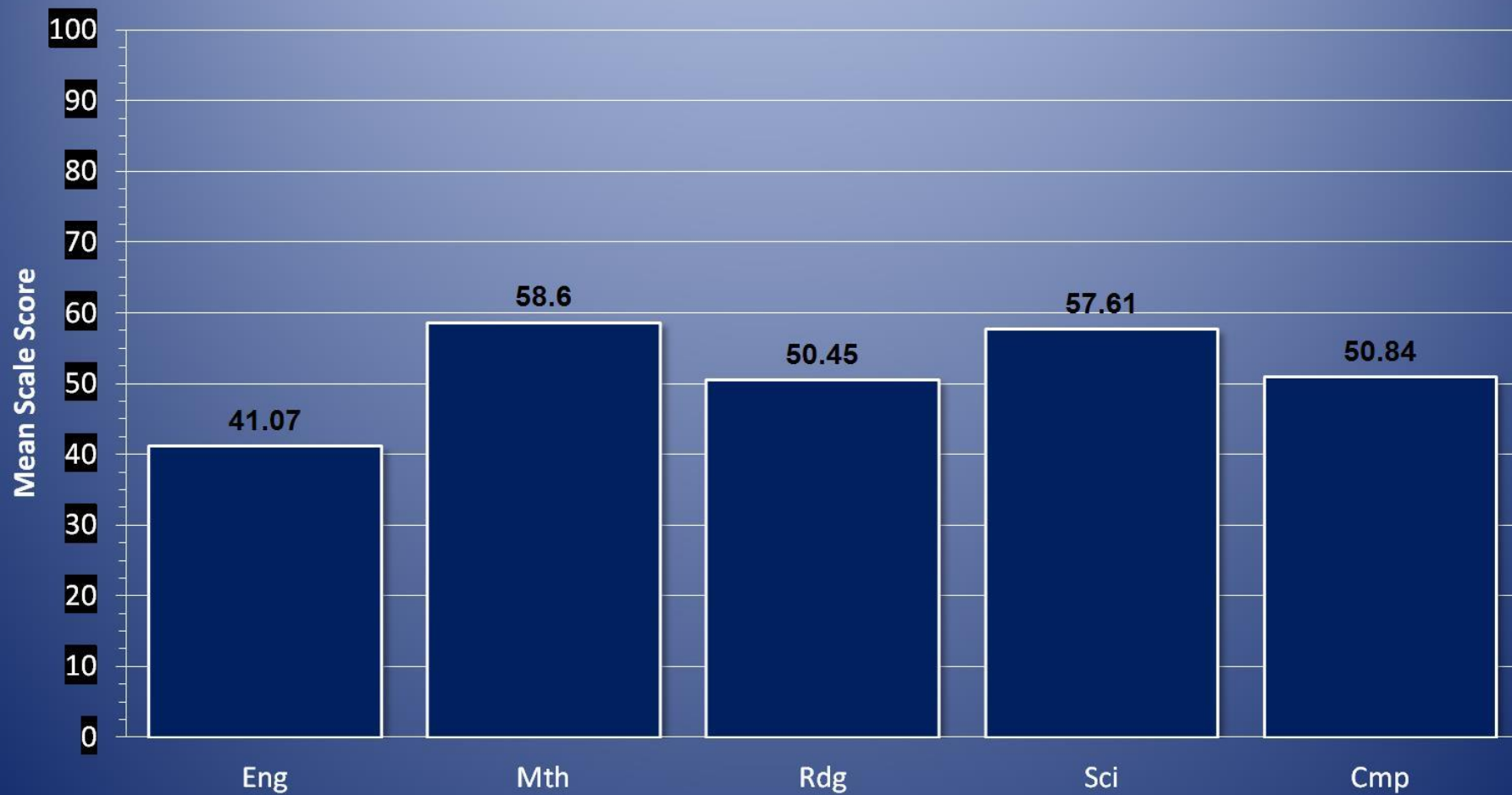
## **2014 School Year**

This is a nationally standardized test administered to all 8<sup>th</sup> graders for placement and predictability reference.

## Mean PLAN Scale Score Freshmen 2013/14

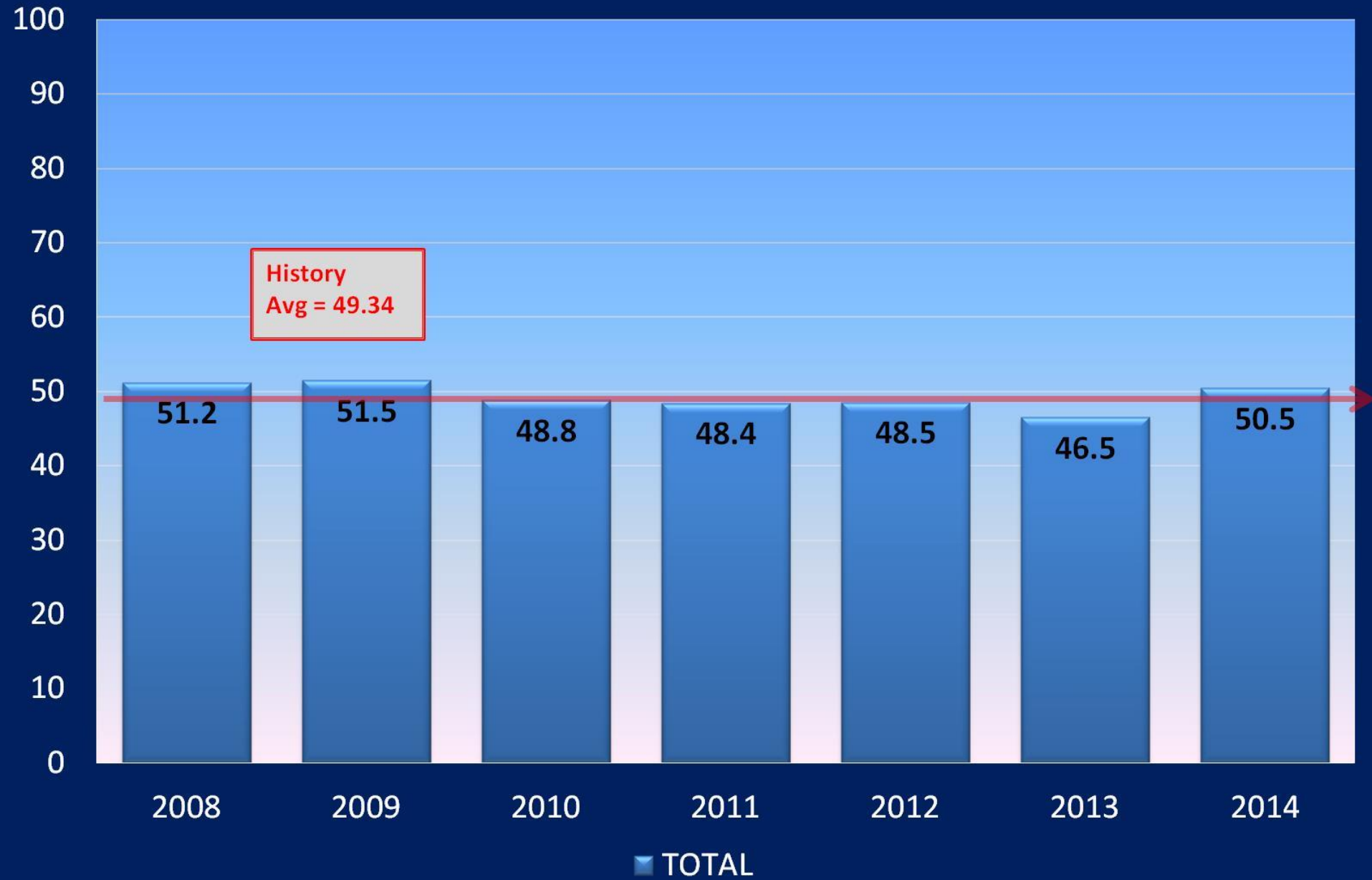


## Mean PLAN National Percentile Freshmen 2013/14



# PLAN Test Results

## Mean Reading Score by Year





## Plan Content Distribution

Item	Ans	A/F	B/G	C/H	D/J	E/K	Omit	Error	% Correct (without omits and errors)
<b>English - 50 items (45%)</b>									
Rhetorical Skills (39%)									
Strategy (33%)									
Approp. Suppor. Mat. (19%)									
38	J	156 (34%)	73 (16%)	64 (14%)	74 (16%)	0 (0%)	89	0	20%
40	J	128 (28%)	67 (15%)	49 (11%)	97 (21%)	0 (0%)	115	0	28%
49	A	85 (19%)	64 (14%)	62 (14%)	33 (7%)	0 (0%)	209	3	35%
Eff. Trans. Sent. (36%)									
8	G	140 (31%)	165 (36%)	56 (12%)	90 (20%)	0 (0%)	4	1	37%
27	C	81 (18%)	23 (5%)	335 (73%)	11 (2%)	0 (0%)	6	0	74%
31	A	98 (21%)	157 (34%)	76 (17%)	89 (20%)	0 (0%)	35	1	23%
46	J	77 (17%)	80 (18%)	71 (16%)	58 (13%)	0 (0%)	170	0	20%
Eff. Concl. Sent. (45%)									
7	C	162 (36%)	56 (12%)	207 (45%)	26 (6%)	0 (0%)	4	1	46%
Main Idea (47%)									
12	J	76 (17%)	97 (21%)	62 (14%)	216 (47%)	0 (0%)	5	0	48%
Org. (61%)									
Sent.-Lev. Struct. (61%)									
30	F	280 (61%)	46 (10%)	42 (9%)	66 (14%)	0 (0%)	21	1	65%
Style (29%)									
Conciseness (21%)									
15	C	86 (19%)	152 (33%)	119 (26%)	98 (21%)	0 (0%)	1	0	26%
26	H	100 (22%)	52 (11%)	134 (29%)	164 (36%)	0 (0%)	5	1	30%
48	J	79 (17%)	91 (20%)	51 (11%)	41 (9%)	0 (0%)	193	1	16%
Idiomatic Expr. (52%)									
23	D	100 (22%)	97 (21%)	18 (4%)	238 (52%)	0 (0%)	3	0	53%
No Change (54%)									
6	F	253 (55%)	26 (6%)	63 (14%)	111 (24%)	0 (0%)	3	0	56%
19	A	315 (69%)	12 (3%)	41 (9%)	86 (19%)	0 (0%)	2	0	69%
25	A	265 (58%)	118 (26%)	46 (10%)	22 (5%)	0 (0%)	5	0	59%
32	F	256 (56%)	55 (12%)	78 (17%)	27 (6%)	0 (0%)	39	1	62%
44	F	153 (34%)	69 (15%)	29 (6%)	50 (11%)	0 (0%)	155	0	51%
Usage/Mechanics (48%)									
Sent. Struct. (45%)									
Run-On Sent. (27%)									
43	D	50 (11%)	71 (16%)	68 (15%)	121 (27%)	0 (0%)	143	3	39%
Comma Splices (45%)									
5	C	160 (35%)	42 (9%)	247 (54%)	6 (1%)	0 (0%)	1	0	54%
39	B	45 (10%)	221 (48%)	24 (5%)	65 (14%)	0 (0%)	101	0	62%
50	H	29 (6%)	42 (9%)	149 (33%)	21 (5%)	0 (0%)	214	1	62%
Fragments (43%)									
18	G	71 (16%)	274 (60%)	63 (14%)	44 (10%)	0 (0%)	4	0	61%
33	B	48 (11%)	172 (38%)	79 (17%)	110 (24%)	0 (0%)	47	0	42%
37	D	107 (23%)	95 (21%)	37 (8%)	144 (32%)	0 (0%)	73	0	38%
Faul. Parallelism (34%)									
3	B	63 (14%)	214 (47%)	14 (3%)	162 (36%)	0 (0%)	1	2	47%

## Plan Content Distribution

Item	Ans	A/F	B/G	C/H	D/J	E/K	Omit	Error	% Correct (without omits and errors)
29	D	105 (23%)	95 (21%)	145 (32%)	99 (22%)	0 (0%)	12	0	22%
Misplaced Modifiers (75%)									
2	J	29 (6%)	64 (14%)	16 (4%)	343 (75%)	0 (0%)	2	2	76%
Unintended Meanings (56%)									
9	B	139 (30%)	254 (56%)	45 (10%)	15 (3%)	0 (0%)	3	0	56%
Punctuation (50%)									
Commas (50%)									
14	H	92 (20%)	199 (44%)	115 (25%)	49 (11%)	0 (0%)	1	0	25%
17	D	86 (19%)	21 (5%)	8 (2%)	339 (74%)	0 (0%)	2	0	75%
20	H	51 (11%)	32 (7%)	266 (58%)	105 (23%)	0 (0%)	2	0	59%
36	J	52 (11%)	65 (14%)	25 (5%)	249 (55%)	0 (0%)	65	0	64%
45	C	32 (7%)	51 (11%)	165 (36%)	49 (11%)	0 (0%)	159	0	56%
No Change (49%)									
10	F	282 (62%)	51 (11%)	40 (9%)	80 (18%)	0 (0%)	3	0	62%
16	F	256 (56%)	74 (16%)	58 (13%)	67 (15%)	0 (0%)	1	0	56%
21	A	214 (47%)	97 (21%)	49 (11%)	93 (20%)	0 (0%)	3	0	47%
22	F	304 (67%)	35 (8%)	37 (8%)	77 (17%)	0 (0%)	3	0	67%
47	A	72 (16%)	112 (25%)	33 (7%)	63 (14%)	0 (0%)	176	0	26%
Grammar & Usage (50%)									
Pronoun Usage (32%)									
28	G	84 (18%)	145 (32%)	159 (35%)	56 (12%)	0 (0%)	10	2	33%
Adj. vs. Adv. (49%)									
24	G	136 (30%)	205 (45%)	85 (19%)	27 (6%)	0 (0%)	3	0	45%
35	B	79 (17%)	244 (54%)	61 (13%)	14 (3%)	0 (0%)	58	0	61%
Verb Tense (41%)									
34	H	50 (11%)	71 (16%)	249 (55%)	33 (7%)	0 (0%)	52	1	62%
41	D	37 (8%)	89 (20%)	75 (16%)	128 (28%)	0 (0%)	127	0	39%
Diction (57%)									
1	B	124 (27%)	296 (65%)	21 (5%)	13 (3%)	0 (0%)	2	0	65%
4	J	72 (16%)	21 (5%)	25 (5%)	335 (73%)	0 (0%)	3	0	74%
11	B	34 (7%)	279 (61%)	10 (2%)	131 (29%)	0 (0%)	1	1	61%
13	C	106 (23%)	63 (14%)	172 (38%)	113 (25%)	0 (0%)	1	1	38%
42	G	31 (7%)	207 (45%)	73 (16%)	14 (3%)	0 (0%)	130	1	64%

### Mathematics - 40 items (50%)

Arith. (54%)									
Simple Manip. (81%)									
2	H	15 (3%)	19 (4%)	382 (84%)	33 (7%)	4 (1%)	1	2	84%
4	J	64 (14%)	3 (1%)	3 (1%)	380 (83%)	6 (1%)	0	0	83%
7	B	10 (2%)	388 (85%)	15 (3%)	36 (8%)	6 (1%)	1	0	85%
24	K	7 (2%)	12 (3%)	22 (5%)	77 (17%)	328 (72%)	9	1	74%
Complic. Arith. App. (55%)									
8	H	25 (5%)	38 (8%)	330 (72%)	55 (12%)	6 (1%)	2	0	73%
12	G	39 (9%)	257 (56%)	64 (14%)	35 (8%)	57 (13%)	4	0	57%
32	J	50 (11%)	108 (24%)	29 (6%)	172 (38%)	49 (11%)	48	0	42%
Common Arith. (33%)									

This score report was generated by Cambridge Educational Services, Inc. using an ACT, Inc. Sample/Practice exam. This report is not approved, endorsed, or authorized by ACT, Inc. and should not be viewed or used as such. ACT, PLAN, EXPLORE, WorkKeys, and College Readiness Standards are registered trademarks of ACT, Inc., which is not affiliated with Cambridge Educational Services, Inc.

## Plan Content Distribution

Item	Ans	A/F	B/G	C/H	D/J	E/K	Omit	Error	% Correct (without omits and errors)
<b>Prop. of Numbers (32%)</b>									
19	B	51 (11%)	147 (32%)	92 (20%)	126 (28%)	38 (8%)	2	0	32%
<b>Sets (21%)</b>									
35	E	57 (13%)	55 (12%)	85 (19%)	73 (16%)	97 (21%)	88	1	26%
<b>Abs. Value (39%)</b>									
18	G	46 (10%)	179 (39%)	41 (9%)	18 (4%)	170 (37%)	2	0	39%
<b>Percents (56%)</b>									
11	C	47 (10%)	84 (18%)	257 (56%)	35 (8%)	32 (7%)	0	1	56%
<b>Proportions (14%)</b>									
31	E	42 (9%)	112 (25%)	119 (26%)	81 (18%)	63 (14%)	38	1	15%
<b>Alg. (54%)</b>									
<b>Manip. Alg. Expr. (63%)</b>									
<b>Basic Alg. Manip. (32%)</b>									
33	C	67 (15%)	95 (21%)	146 (32%)	55 (12%)	33 (7%)	60	0	37%
<b>Evaluating Expr. (88%)</b>									
1	C	10 (2%)	26 (6%)	403 (88%)	4 (1%)	11 (2%)	2	0	89%
<b>Manip. Expr. w/Expo. (78%)</b>									
5	C	11 (2%)	1 (0%)	354 (78%)	3 (1%)	85 (19%)	0	2	78%
<b>Creating Alg. Expr. (56%)</b>									
9	D	126 (28%)	20 (4%)	35 (8%)	254 (56%)	15 (3%)	4	2	56%
<b>Solving Eq. w/1 Var. (62%)</b>									
<b>Simple Eq. (69%)</b>									
10	G	11 (2%)	367 (80%)	18 (4%)	3 (1%)	56 (12%)	1	0	81%
23	A	258 (57%)	48 (11%)	86 (19%)	30 (7%)	25 (5%)	9	0	58%
<b>Simple Ineq. (50%)</b>									
15	D	89 (20%)	50 (11%)	66 (14%)	228 (50%)	21 (5%)	2	0	50%
<b>Alg. Functions (20%)</b>									
<b>Function Notation (20%)</b>									
36	J	67 (15%)	90 (20%)	81 (18%)	90 (20%)	28 (6%)	100	0	25%
<b>Solv. Quad. Eq. (61%)</b>									
17	D	11 (2%)	35 (8%)	38 (8%)	276 (61%)	91 (20%)	4	1	61%
<b>Alg. (19%)</b>									
38	G	40 (9%)	85 (19%)	88 (19%)	92 (20%)	26 (6%)	124	1	26%
<b>Coord. Geo. (45%)</b>									
<b>Coord. System (82%)</b>									
20	K	31 (7%)	19 (4%)	6 (1%)	26 (6%)	372 (82%)	2	0	82%
<b>Slope of a Line (27%)</b>									
29	C	105 (23%)	88 (19%)	152 (33%)	55 (12%)	31 (7%)	25	0	35%
40	H	54 (12%)	72 (16%)	95 (21%)	57 (13%)	40 (9%)	138	0	30%
<b>Geo. (42%)</b>									
<b>Lines &amp; Angles (33%)</b>									
16	K	50 (11%)	25 (5%)	53 (12%)	91 (20%)	234 (51%)	3	0	52%
37	B	71 (16%)	114 (25%)	58 (13%)	48 (11%)	54 (12%)	107	4	33%
39	D	39 (9%)	33 (7%)	81 (18%)	97 (21%)	77 (17%)	128	1	30%
<b>Tri. (43%)</b>									
<b>Working w/Tri. (43%)</b>									
22	H	17 (4%)	148 (32%)	201 (44%)	41 (9%)	43 (9%)	6	0	45%
27	A	187 (41%)	63 (14%)	64 (14%)	48 (11%)	77 (17%)	16	1	43%
<b>Rectangles &amp; Squares (52%)</b>									



## Plan Content Distribution

Item	Ans	A/F	B/G	C/H	D/J	E/K	Omit	Error	% Correct (without omits and errors)
14	K	70 (15%)	33 (7%)	55 (12%)	62 (14%)	235 (52%)	1	0	52%
<b>Circles (24%)</b>									
34	F	109 (24%)	84 (18%)	125 (27%)	47 (10%)	21 (5%)	69	1	28%
<b>Complex Figures (38%)</b>									
21	E	105 (23%)	59 (13%)	57 (13%)	37 (8%)	193 (42%)	3	2	43%
28	F	158 (35%)	55 (12%)	94 (21%)	95 (21%)	33 (7%)	20	1	36%
<b>Geo. (65%)</b>									
3	A	387 (85%)	24 (5%)	18 (4%)	18 (4%)	7 (2%)	1	1	85%
26	F	205 (45%)	88 (19%)	64 (14%)	63 (14%)	23 (5%)	13	0	46%
<b>Stats. &amp; Prob. (53%)</b>									
<b>Data Representation (53%)</b>									
<b>Bar &amp; Line Graphs (43%)</b>									
25	A	186 (41%)	136 (30%)	23 (5%)	38 (8%)	62 (14%)	11	0	42%
30	F	205 (45%)	69 (15%)	39 (9%)	89 (20%)	23 (5%)	30	1	48%
<b>Tables (Matrices) (64%)</b>									
6	J	29 (6%)	43 (9%)	26 (6%)	315 (69%)	39 (9%)	1	3	70%
13	C	51 (11%)	72 (16%)	268 (59%)	52 (11%)	12 (3%)	1	0	59%
<b>Reading - 25 items (45%)</b>									
<b>Social Studies (46%)</b>									
<b>Main Idea (58%)</b>									
9	B	69 (15%)	263 (58%)	47 (10%)	69 (15%)	0 (0%)	3	5	59%
<b>Explicit Detail (42%)</b>									
12	G	45 (10%)	243 (53%)	98 (21%)	54 (12%)	0 (0%)	13	3	55%
16	G	94 (21%)	139 (30%)	136 (30%)	52 (11%)	0 (0%)	34	1	33%
<b>Develop. (35%)</b>									
13	C	96 (21%)	158 (35%)	158 (35%)	26 (6%)	0 (0%)	17	1	36%
<b>Implied Idea (47%)</b>									
10	H	40 (9%)	77 (17%)	267 (59%)	68 (15%)	0 (0%)	4	0	59%
14	G	45 (10%)	313 (69%)	40 (9%)	35 (8%)	0 (0%)	23	0	72%
15	A	62 (14%)	151 (33%)	96 (21%)	115 (25%)	0 (0%)	30	2	15%
<b>App. (50%)</b>									
11	D	116 (25%)	58 (13%)	46 (10%)	227 (50%)	0 (0%)	9	0	51%
<b>Humanities (29%)</b>									
<b>Main Idea (24%)</b>									
21	D	79 (17%)	103 (23%)	48 (11%)	108 (24%)	0 (0%)	116	2	32%
<b>Explicit Detail (25%)</b>									
17	C	104 (23%)	72 (16%)	130 (29%)	61 (13%)	0 (0%)	88	1	35%
19	B	112 (25%)	96 (21%)	101 (22%)	47 (10%)	0 (0%)	98	2	27%
<b>Vocabulary (40%)</b>									
24	F	182 (40%)	73 (16%)	37 (8%)	21 (5%)	0 (0%)	143	0	58%
<b>Implied Idea (30%)</b>									
18	J	62 (14%)	70 (15%)	84 (18%)	141 (31%)	0 (0%)	97	2	39%
20	J	127 (28%)	46 (10%)	67 (15%)	112 (25%)	0 (0%)	104	0	32%
22	H	86 (19%)	50 (11%)	141 (31%)	56 (12%)	0 (0%)	121	2	42%
23	B	74 (16%)	113 (25%)	98 (21%)	36 (8%)	0 (0%)	135	0	35%
25	A	167 (37%)	32 (7%)	50 (11%)	42 (9%)	0 (0%)	165	0	57%

## Plan Content Distribution

Item	Ans	A/F	B/G	C/H	D/J	E/K	Omit	Error	% Correct (without omits and errors)
<b>Prose Fiction (62%)</b>									
<b>Explicit Detail (63%)</b>									
4	F	293 (64%)	77 (17%)	45 (10%)	39 (9%)	0 (0%)	2	0	65%
5	B	38 (8%)	260 (57%)	99 (22%)	55 (12%)	0 (0%)	1	3	58%
6	J	49 (11%)	68 (15%)	34 (7%)	304 (67%)	0 (0%)	0	1	67%
<b>Implied Idea (52%)</b>									
7	D	86 (19%)	46 (10%)	35 (8%)	286 (63%)	0 (0%)	1	2	63%
8	J	94 (21%)	83 (18%)	86 (19%)	192 (42%)	0 (0%)	0	1	42%
<b>Voice (67%)</b>									
1	B	33 (7%)	304 (67%)	82 (18%)	30 (7%)	0 (0%)	0	7	68%
2	F	270 (59%)	143 (31%)	19 (4%)	20 (4%)	0 (0%)	0	4	60%
3	C	18 (4%)	36 (8%)	344 (75%)	56 (12%)	0 (0%)	0	2	76%
<b>Science - 30 items (49%)</b>									
<b>Data Representation (46%)</b>									
<b>Comprehension (56%)</b>									
16	H	59 (13%)	46 (10%)	276 (61%)	63 (14%)	0 (0%)	12	0	62%
17	D	43 (9%)	128 (28%)	30 (7%)	239 (52%)	0 (0%)	14	2	54%
<b>Analysis (46%)</b>									
14	H	93 (20%)	72 (16%)	238 (52%)	42 (9%)	0 (0%)	11	0	53%
15	B	50 (11%)	311 (68%)	58 (13%)	26 (6%)	0 (0%)	11	0	70%
18	J	23 (5%)	102 (22%)	120 (26%)	190 (42%)	0 (0%)	18	3	44%
19	A	222 (49%)	111 (24%)	63 (14%)	17 (4%)	0 (0%)	40	3	54%
20	J	60 (13%)	72 (16%)	71 (16%)	201 (44%)	0 (0%)	48	4	50%
21	B	47 (10%)	171 (38%)	138 (30%)	35 (8%)	0 (0%)	62	3	44%
22	H	60 (13%)	75 (16%)	137 (30%)	113 (25%)	0 (0%)	69	2	36%
<b>App. (29%)</b>									
23	C	75 (16%)	87 (19%)	131 (29%)	82 (18%)	0 (0%)	79	2	35%
<b>Research Summary (43%)</b>									
<b>Comprehension (41%)</b>									
12	H	49 (11%)	97 (21%)	264 (58%)	42 (9%)	0 (0%)	2	2	58%
25	D	65 (14%)	61 (13%)	105 (23%)	111 (24%)	0 (0%)	113	1	32%
<b>Analysis (42%)</b>									
7	A	325 (71%)	53 (12%)	58 (13%)	15 (3%)	0 (0%)	4	1	72%
8	G	34 (7%)	318 (70%)	68 (15%)	32 (7%)	0 (0%)	3	1	70%
10	G	64 (14%)	225 (49%)	86 (19%)	79 (17%)	0 (0%)	1	1	50%
13	B	41 (9%)	246 (54%)	79 (17%)	83 (18%)	0 (0%)	5	2	55%
24	G	82 (18%)	198 (43%)	46 (10%)	31 (7%)	0 (0%)	97	2	55%
26	J	46 (10%)	80 (18%)	87 (19%)	123 (27%)	0 (0%)	119	1	37%
27	B	52 (11%)	136 (30%)	74 (16%)	63 (14%)	0 (0%)	131	0	42%
28	H	84 (18%)	98 (21%)	98 (21%)	38 (8%)	0 (0%)	137	1	31%
29	D	83 (18%)	82 (18%)	85 (19%)	64 (14%)	0 (0%)	141	1	20%
<b>App. (46%)</b>									
9	D	27 (6%)	44 (10%)	69 (15%)	310 (68%)	0 (0%)	2	4	69%
11	A	236 (52%)	42 (9%)	58 (13%)	116 (25%)	0 (0%)	1	3	52%

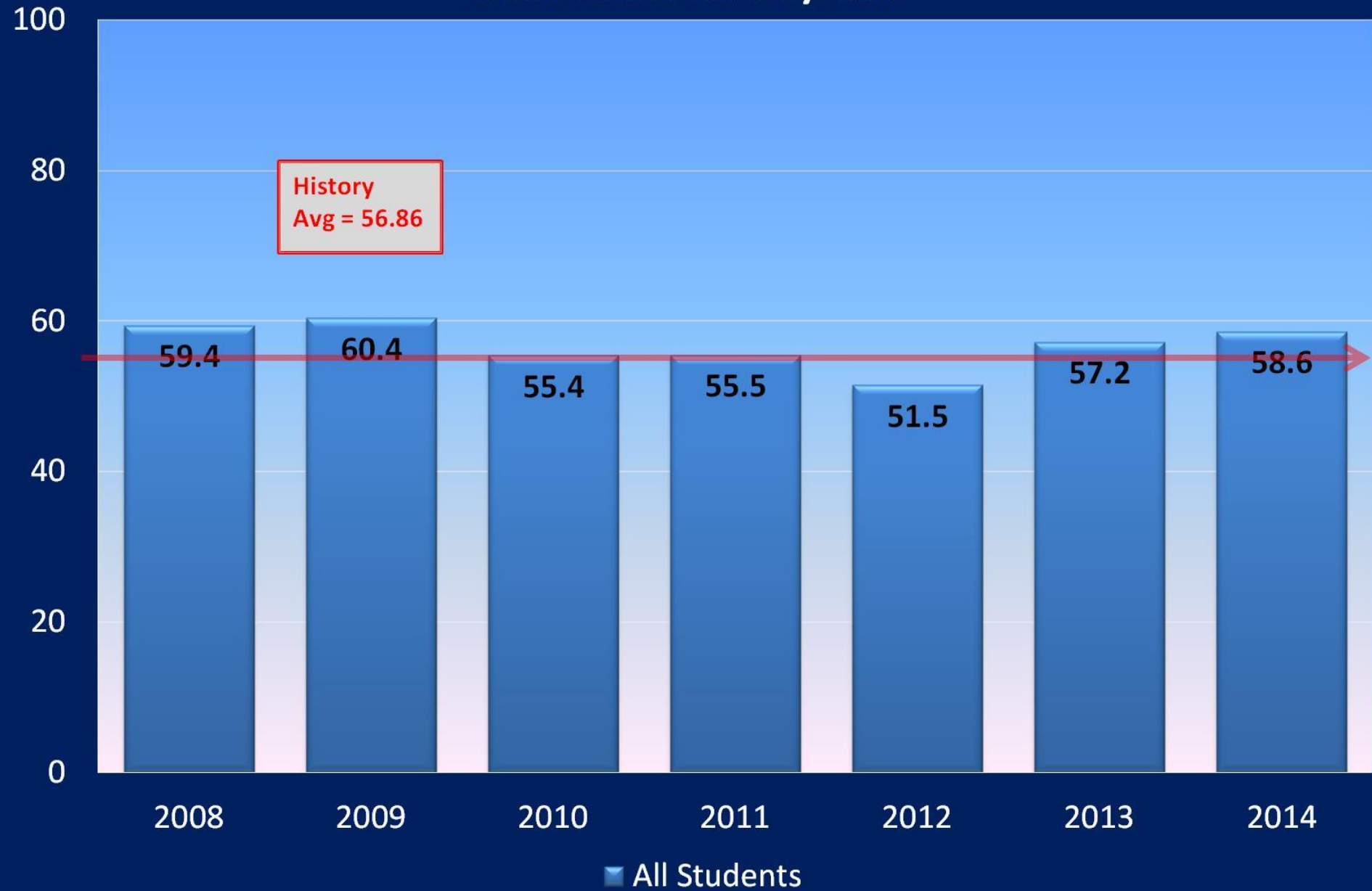
## Plan Content Distribution

Item	Ans	A/F	B/G	C/H	D/J	E/K	Omit	Error	% Correct (without omits and errors)
30	H	85 (19%)	100 (22%)	84 (18%)	41 (9%)	0 (0%)	145	1	27%
<b>Conflicting Viewpts. (68%)</b>									
<b>Comprehension (79%)</b>									
1	D	33 (7%)	29 (6%)	48 (11%)	345 (76%)	0 (0%)	0	1	76%
4	F	374 (82%)	12 (3%)	26 (6%)	41 (9%)	0 (0%)	0	3	83%
<b>Analysis (62%)</b>									
2	F	327 (72%)	68 (15%)	27 (6%)	34 (7%)	0 (0%)	0	0	72%
6	J	37 (8%)	127 (28%)	46 (10%)	242 (53%)	0 (0%)	1	3	54%
<b>App. (63%)</b>									
3	A	341 (75%)	42 (9%)	54 (12%)	19 (4%)	0 (0%)	0	0	75%
5	B	90 (20%)	230 (50%)	91 (20%)	43 (9%)	0 (0%)	0	2	51%

This score report was generated by Cambridge Educational Services, Inc. using an ACT, Inc. Sample/Practice exam. This report is not approved, endorsed, or authorized by ACT, Inc. and should not be viewed or used as such. ACT<sup>®</sup>, PLAN<sup>®</sup>, EXPLORE<sup>®</sup>, WorkKeys<sup>®</sup>, and College Readiness Standards<sup>™</sup> are registered trademarks of ACT, Inc., which is not affiliated with Cambridge Educational Services, Inc.

# PLAN Test Results

## Mean Math Score by Year





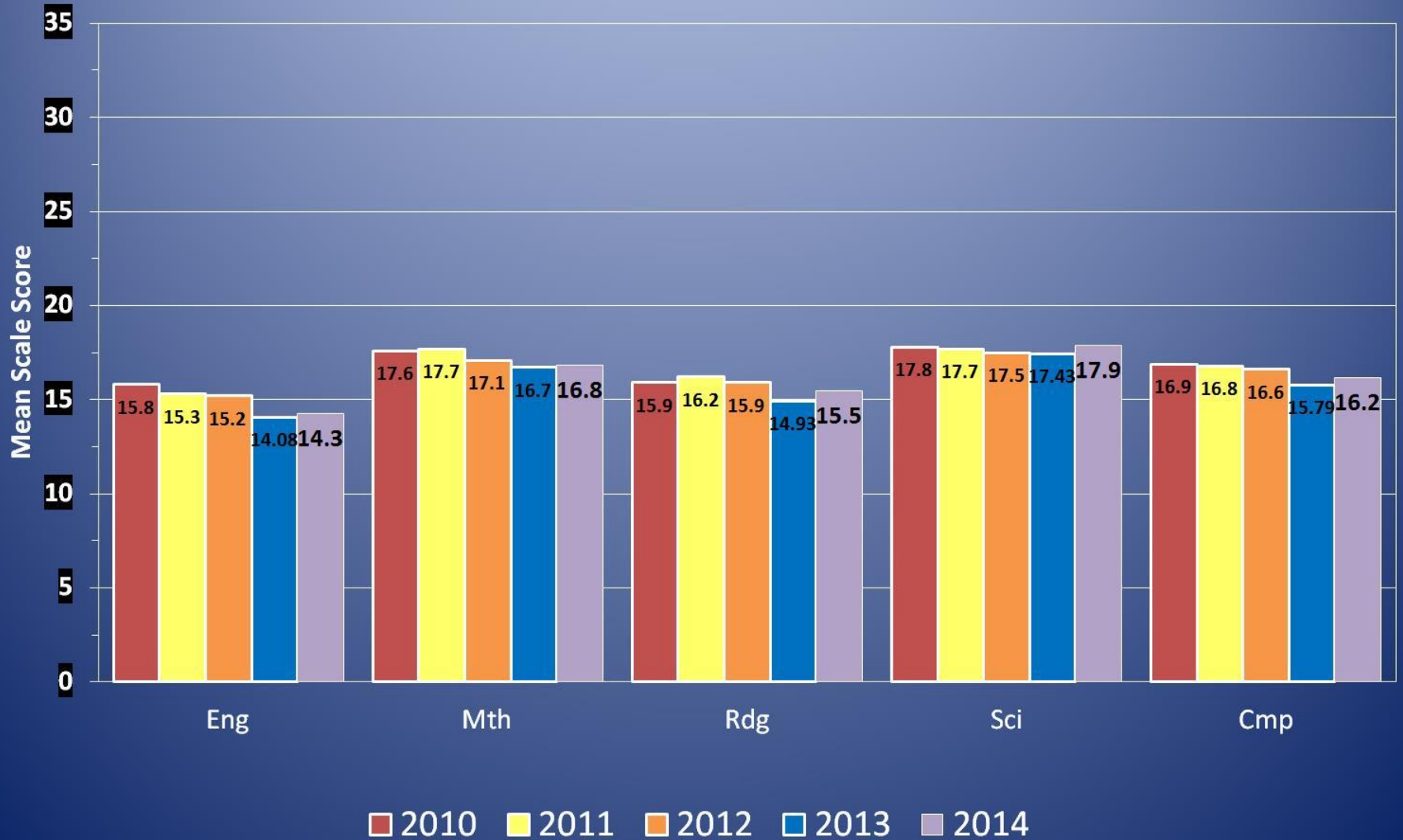
# Mean PLAN Explore National Percentile Ranking

All Students vs SPC





## Mean Incoming PLAN Scale Score By School Year



## Plan Formative Connection Report

Item	Ans	LMH	N=	A/F	B/G	C/H	D/J	E/K	Omit	Error	% Correct (without omits and errors)
<b>English - 50 items - Score Range 1-15 (40%)</b>											
Rhetorical Skills (35%)											
Strategy (30%)											
Approp. Suppor. Mat. (17%)											
38	J	[1 - 15]	n=293	90 (31%)	53 (18%)	47 (16%)	20 (7%)	0 (0%)	83	0	10%
40	J	[1 - 15]	n=293	75 (26%)	42 (14%)	41 (14%)	33 (11%)	0 (0%)	102	0	17%
! 49	A	[1 - 15]	n=293	36 (12%)	38 (13%)	44 (15%)	17 (6%)	0 (0%)	156	2	27%
Eff. Trans. Sent. (33%)											
8	G	[1 - 15]	n=293	102 (35%)	84 (29%)	41 (14%)	64 (22%)	0 (0%)	1	1	29%
27	C	[1 - 15]	n=293	67 (23%)	22 (8%)	188 (64%)	11 (4%)	0 (0%)	5	0	65%
31	A	[1 - 15]	n=293	38 (13%)	108 (37%)	55 (19%)	58 (20%)	0 (0%)	34	0	15%
46	J	[1 - 15]	n=293	39 (13%)	51 (17%)	52 (18%)	13 (4%)	0 (0%)	138	0	8%
Eff. Concl. Sent. (34%)											
7	C	[1 - 15]	n=293	121 (41%)	48 (16%)	100 (34%)	21 (7%)	0 (0%)	3	0	34%
Main Idea (39%)											
12	J	[1 - 15]	n=293	57 (19%)	78 (27%)	43 (15%)	112 (38%)	0 (0%)	3	0	39%
Org. (58%)											
Sent.-L. Ev. Struct. (58%)											
30	F	[1 - 15]	n=293	157 (54%)	32 (11%)	41 (14%)	42 (14%)	0 (0%)	20	1	58%
Style (25%)											
Conciseness (18%)											
15	C	[1 - 15]	n=293	51 (17%)	106 (36%)	62 (21%)	74 (25%)	0 (0%)	0	0	21%
26	H	[1 - 15]	n=293	81 (28%)	28 (10%)	59 (20%)	121 (41%)	0 (0%)	4	0	20%
48	J	[1 - 15]	n=293	50 (17%)	56 (19%)	28 (10%)	11 (4%)	0 (0%)	147	1	8%
Idiomatic Expr. (43%)											
23	D	[1 - 15]	n=293	68 (23%)	84 (29%)	15 (5%)	124 (42%)	0 (0%)	2	0	43%
No Change (48%)											
6	F	[1 - 15]	n=293	132 (45%)	18 (6%)	52 (18%)	90 (31%)	0 (0%)	1	0	45%
19	A	[1 - 15]	n=293	171 (58%)	10 (3%)	35 (12%)	76 (26%)	0 (0%)	1	0	59%
! 25	A	[1 - 15]	n=293	131 (45%)	103 (35%)	37 (13%)	18 (6%)	0 (0%)	4	0	45%
32	F	[1 - 15]	n=293	129 (44%)	41 (14%)	60 (20%)	24 (8%)	0 (0%)	38	1	51%
44	F	[1 - 15]	n=293	58 (20%)	47 (16%)	24 (8%)	33 (11%)	0 (0%)	131	0	36%
Usage/Mechanics (43%)											
Sent. Struct. (41%)											

## Plan Formative Connection Report

Item	Ans	LMH	N=	A/F	B/G	C/H	D/J	E/K	Omit	Error	% Correct (without omits and errors)
<b>Run-On Sent. (22%)</b>											
43	D	[1 - 15]	n=293	34 (12%)	52 (18%)	45 (15%)	38 (13%)	0 (0%)	122	2	22%
<b>Comma Splices (50%)</b>											
! 5	C	[1 - 15]	n=293	111 (38%)	33 (11%)	145 (49%)	4 (1%)	0 (0%)	0	0	49%
39	B	[1 - 15]	n=293	29 (10%)	98 (33%)	22 (8%)	49 (17%)	0 (0%)	95	0	49%
50	H	[1 - 15]	n=293	17 (6%)	30 (10%)	67 (23%)	18 (6%)	0 (0%)	160	1	51%
<b>Fragments (38%)</b>											
! 18	G	[1 - 15]	n=293	53 (18%)	145 (49%)	54 (18%)	38 (13%)	0 (0%)	3	0	50%
33	B	[1 - 15]	n=293	39 (13%)	84 (29%)	63 (22%)	61 (21%)	0 (0%)	46	0	34%
37	D	[1 - 15]	n=293	80 (27%)	53 (18%)	28 (10%)	61 (21%)	0 (0%)	71	0	27%
<b>Fault. Parallelism (25%)</b>											
3	B	[1 - 15]	n=293	44 (15%)	114 (39%)	8 (3%)	125 (43%)	0 (0%)	0	2	39%
29	D	[1 - 15]	n=293	87 (30%)	69 (24%)	98 (33%)	28 (10%)	0 (0%)	11	0	10%
<b>Misplaced Modifiers (73%)</b>											
2	J	[1 - 15]	n=293	21 (7%)	46 (16%)	12 (4%)	211 (72%)	0 (0%)	1	2	73%
<b>Unintended Meanings (43%)</b>											
9	B	[1 - 15]	n=293	112 (38%)	127 (43%)	41 (14%)	12 (4%)	0 (0%)	1	0	43%
<b>Punctuation (44%)</b>											
<b>Commas (44%)</b>											
14	H	[1 - 15]	n=293	74 (25%)	141 (48%)	52 (18%)	26 (9%)	0 (0%)	0	0	18%
17	D	[1 - 15]	n=293	76 (26%)	14 (5%)	8 (3%)	194 (66%)	0 (0%)	1	0	66%
! 20	H	[1 - 15]	n=293	39 (13%)	27 (9%)	132 (45%)	94 (32%)	0 (0%)	1	0	45%
36	J	[1 - 15]	n=293	38 (13%)	55 (19%)	21 (7%)	116 (40%)	0 (0%)	63	0	50%
45	C	[1 - 15]	n=293	22 (8%)	39 (13%)	67 (23%)	33 (11%)	0 (0%)	132	0	42%
<b>No Change (45%)</b>											
! 10	F	[1 - 15]	n=293	145 (49%)	48 (16%)	34 (12%)	66 (23%)	0 (0%)	0	0	49%
! 16	F	[1 - 15]	n=293	152 (52%)	48 (16%)	37 (13%)	56 (19%)	0 (0%)	0	0	52%
21	A	[1 - 15]	n=293	105 (36%)	82 (28%)	42 (14%)	62 (21%)	0 (0%)	2	0	36%
22	F	[1 - 15]	n=293	166 (57%)	29 (10%)	33 (11%)	63 (22%)	0 (0%)	2	0	57%
47	A	[1 - 15]	n=293	24 (8%)	62 (21%)	21 (7%)	47 (16%)	0 (0%)	139	0	16%
<b>Grammar &amp; Usage (44%)</b>											
<b>Pronoun Usage (23%)</b>											
28	G	[1 - 15]	n=293	50 (17%)	66 (23%)	120 (41%)	48 (16%)	0 (0%)	8	1	23%
<b>Adj. vs. Adv. (36%)</b>											



## Plan Formative Connection Report

Item	Ans	LMH	N=	A/F	B/G	C/H	D/J	E/K	Omit	Error	% Correct (without omits and errors)
24	G	[1 - 15]	n=293	111 (38%)	83 (28%)	74 (25%)	23 (8%)	0 (0%)	2	0	29%
35	B	[1 - 15]	n=293	64 (22%)	108 (37%)	52 (18%)	13 (4%)	0 (0%)	56	0	46%
Verb Tense (37%)											
! 34	H	[1 - 15]	n=293	41 (14%)	65 (22%)	105 (36%)	31 (11%)	0 (0%)	51	0	43%
! 41	D	[1 - 15]	n=293	25 (9%)	63 (22%)	42 (14%)	51 (17%)	0 (0%)	112	0	28%
Diction (53%)											
1	B	[1 - 15]	n=293	79 (27%)	183 (62%)	19 (6%)	12 (4%)	0 (0%)	0	0	62%
4	J	[1 - 15]	n=293	54 (18%)	13 (4%)	20 (7%)	204 (70%)	0 (0%)	2	0	70%
! 11	B	[1 - 15]	n=293	32 (11%)	142 (48%)	7 (2%)	111 (38%)	0 (0%)	0	1	49%
13	C	[1 - 15]	n=293	77 (26%)	54 (18%)	92 (31%)	69 (24%)	0 (0%)	0	1	32%
42	G	[1 - 15]	n=293	23 (8%)	89 (30%)	54 (18%)	12 (4%)	0 (0%)	115	0	50%
English - 50 items - Score Range 16-23 (64%)											
Rhetorical Skills (57%)											
Strategy (50%)											
Approp. Suppor. Mat. (37%)											
38	J	[16 - 23]	n=149	65 (44%)	20 (13%)	16 (11%)	43 (29%)	0 (0%)	5	0	30%
40	J	[16 - 23]	n=149	49 (33%)	25 (17%)	8 (5%)	55 (37%)	0 (0%)	12	0	40%
! 49	A	[16 - 23]	n=149	41 (28%)	25 (17%)	17 (11%)	16 (11%)	0 (0%)	50	0	41%
Eff. Trans. Sent. (51%)											
! 8	G	[16 - 23]	n=149	35 (23%)	71 (48%)	15 (10%)	26 (17%)	0 (0%)	2	0	48%
27	C	[16 - 23]	n=149	14 (9%)	1 (1%)	134 (90%)	0 (0%)	0 (0%)	0	0	90%
31	A	[16 - 23]	n=149	49 (33%)	48 (32%)	20 (13%)	31 (21%)	0 (0%)	0	1	33%
46	J	[16 - 23]	n=149	38 (26%)	29 (19%)	19 (13%)	32 (21%)	0 (0%)	31	0	27%
Eff. Concl. Sent. (65%)											
7	C	[16 - 23]	n=149	39 (26%)	8 (5%)	96 (64%)	5 (3%)	0 (0%)	0	1	65%
Main Idea (62%)											
! 12	J	[16 - 23]	n=149	19 (13%)	18 (12%)	19 (13%)	92 (62%)	0 (0%)	1	0	62%
Org. (75%)											
Sent.-Lev. Struct. (75%)											
30	F	[16 - 23]	n=149	112 (75%)	13 (9%)	1 (1%)	23 (15%)	0 (0%)	0	0	75%
Style (43%)											
Conciseness (33%)											
15	C	[16 - 23]	n=149	34 (23%)	44 (30%)	47 (32%)	24 (16%)	0 (0%)	0	0	32%
26	H	[16 - 23]	n=149	18 (12%)	23 (15%)	65 (44%)	42 (28%)	0 (0%)	0	1	44%

## Plan Formative Connection Report

Item	Ans	LMH	N=	A/F	B/G	C/H	D/J	E/K	Omit	Error	% Correct (without omits and errors)
48	J	[16 - 23]	n=149	29 (19%)	32 (21%)	22 (15%)	23 (15%)	0 (0%)	43	0	22%
Idiomatic Expr. (68%)											
23	D	[16 - 23]	n=149	32 (21%)	12 (8%)	3 (2%)	102 (68%)	0 (0%)	0	0	68%
No Change (78%)											
6	F	[16 - 23]	n=149	108 (72%)	8 (5%)	11 (7%)	21 (14%)	0 (0%)	1	0	73%
19	A	[16 - 23]	n=149	131 (88%)	2 (1%)	6 (4%)	10 (7%)	0 (0%)	0	0	88%
25	A	[16 - 23]	n=149	122 (82%)	15 (10%)	8 (5%)	4 (3%)	0 (0%)	0	0	82%
32	F	[16 - 23]	n=149	114 (77%)	14 (9%)	18 (12%)	3 (2%)	0 (0%)	0	0	77%
44	F	[16 - 23]	n=149	85 (57%)	21 (14%)	5 (3%)	15 (10%)	0 (0%)	23	0	67%
Usage/Mechanics (68%)											
Sent. Struct. (64%)											
Run-On Sent. (55%)											
! 43	D	[16 - 23]	n=149	16 (11%)	19 (13%)	22 (15%)	71 (48%)	0 (0%)	20	1	55%
Comma Splices (70%)											
! 5	C	[16 - 23]	n=149	46 (31%)	9 (6%)	92 (62%)	2 (1%)	0 (0%)	0	0	62%
39	B	[16 - 23]	n=149	16 (11%)	110 (74%)	2 (1%)	16 (11%)	0 (0%)	5	0	76%
50	H	[16 - 23]	n=149	12 (8%)	12 (8%)	71 (48%)	3 (2%)	0 (0%)	51	0	72%
Fragments (60%)											
18	G	[16 - 23]	n=149	18 (12%)	117 (79%)	8 (5%)	6 (4%)	0 (0%)	0	0	79%
! 33	B	[16 - 23]	n=149	8 (5%)	80 (54%)	15 (10%)	46 (31%)	0 (0%)	0	0	54%
37	D	[16 - 23]	n=149	27 (18%)	42 (28%)	8 (5%)	71 (48%)	0 (0%)	1	0	48%
Faul. Parallelism (50%)											
! 3	B	[16 - 23]	n=149	17 (11%)	89 (60%)	6 (4%)	37 (25%)	0 (0%)	0	0	60%
29	D	[16 - 23]	n=149	18 (12%)	26 (17%)	46 (31%)	59 (40%)	0 (0%)	0	0	40%
Misplaced Modifiers (81%)											
2	J	[16 - 23]	n=149	7 (5%)	17 (11%)	4 (3%)	121 (81%)	0 (0%)	0	0	81%
Unintended Meanings (77%)											
9	B	[16 - 23]	n=149	27 (18%)	114 (77%)	4 (3%)	3 (2%)	0 (0%)	1	0	77%
Punctuation (72%)											
Commas (72%)											
14	H	[16 - 23]	n=149	18 (12%)	55 (37%)	54 (36%)	22 (15%)	0 (0%)	0	0	36%
17	D	[16 - 23]	n=149	9 (6%)	7 (5%)	0 (0%)	133 (89%)	0 (0%)	0	0	89%
20	H	[16 - 23]	n=149	11 (7%)	5 (3%)	122 (82%)	11 (7%)	0 (0%)	0	0	82%
36	J	[16 - 23]	n=149	14 (9%)	10 (7%)	4 (3%)	120 (81%)	0 (0%)	1	0	81%

This score report was generated by Cambridge Educational Services, Inc. using an ACT, Inc. Sample/Practice exam. This report is not approved, endorsed, or authorized by ACT, Inc. and should not be viewed or used as such. ACT®, PLAN®, EXPLORE®, WorkKeys®, and College Readiness Standards® are registered trademarks of ACT, Inc., which is not affiliated with Cambridge Educational Services, Inc.

## Plan Formative Connection Report

Item	Ans	LMH	N=	A/F	B/G	C/H	D/J	E/K	Omit	Error	% Correct (without omits and errors)
45	C	[16 - 23]	n=149	9 (6%)	12 (8%)	86 (58%)	16 (11%)	0 (0%)	26	0	70%
No Change (67%)											
10	F	[16 - 23]	n=149	124 (83%)	3 (2%)	6 (4%)	14 (9%)	0 (0%)	2	0	84%
! 16	F	[16 - 23]	n=149	94 (63%)	26 (17%)	19 (13%)	10 (7%)	0 (0%)	0	0	63%
21	A	[16 - 23]	n=149	97 (65%)	15 (10%)	7 (5%)	30 (20%)	0 (0%)	0	0	65%
22	F	[16 - 23]	n=149	125 (84%)	6 (4%)	4 (3%)	14 (9%)	0 (0%)	0	0	84%
47	A	[16 - 23]	n=149	37 (25%)	49 (33%)	11 (7%)	16 (11%)	0 (0%)	36	0	33%
Grammar & Usage (70%)											
Pronoun Usage (45%)											
28	G	[16 - 23]	n=149	34 (23%)	66 (44%)	39 (26%)	8 (5%)	0 (0%)	1	1	45%
Adj. vs. Adv. (78%)											
24	G	[16 - 23]	n=149	25 (17%)	109 (73%)	11 (7%)	4 (3%)	0 (0%)	0	0	73%
35	B	[16 - 23]	n=149	15 (10%)	123 (83%)	9 (6%)	1 (1%)	0 (0%)	1	0	83%
Verb Tense (70%)											
34	H	[16 - 23]	n=149	9 (6%)	6 (4%)	131 (88%)	2 (1%)	0 (0%)	0	1	89%
! 41	D	[16 - 23]	n=149	11 (7%)	25 (17%)	31 (21%)	68 (46%)	0 (0%)	14	0	50%
Diction (71%)											
1	B	[16 - 23]	n=149	44 (30%)	101 (68%)	2 (1%)	1 (1%)	0 (0%)	1	0	68%
4	J	[16 - 23]	n=149	18 (12%)	8 (5%)	5 (3%)	118 (79%)	0 (0%)	0	0	79%
11	B	[16 - 23]	n=149	2 (1%)	125 (84%)	2 (1%)	20 (13%)	0 (0%)	0	0	84%
! 13	C	[16 - 23]	n=149	28 (19%)	9 (6%)	72 (48%)	40 (27%)	0 (0%)	0	0	48%
42	G	[16 - 23]	n=149	8 (5%)	105 (70%)	19 (13%)	2 (1%)	0 (0%)	14	1	78%

### English - 50 items - Score Range 24+ (89%)

#### Rhetorical Skills (86%)

##### Strategy (86%)

##### Approp. Suppor. Mat. (78%)

38	J	[24 - 32]	n=13	1 (8%)	0 (0%)	1 (8%)	11 (85%)	0 (0%)	0	0	85%
! 40	J	[24 - 32]	n=13	4 (31%)	0 (0%)	0 (0%)	9 (69%)	0 (0%)	0	0	69%
49	A	[24 - 32]	n=13	8 (62%)	1 (8%)	1 (8%)	0 (0%)	0 (0%)	2	1	80%
Eff. Trans. Sent. (90%)											
! 8	G	[24 - 32]	n=13	3 (23%)	10 (77%)	0 (0%)	0 (0%)	0 (0%)	0	0	77%
27	C	[24 - 32]	n=13	0 (0%)	0 (0%)	13 (100%)	0 (0%)	0 (0%)	0	0	100%
31	A	[24 - 32]	n=13	11 (85%)	1 (8%)	1 (8%)	0 (0%)	0 (0%)	0	0	85%

This score report was generated by Cambridge Educational Services, Inc. using an ACT, Inc. Sample/Practice exam. This report is not approved, endorsed, or authorized by ACT, Inc. and should not be viewed or used as such. ACT®, PLAN®, EXPLORE®, WorkKeys®, and College Readiness Standards® are registered trademarks of ACT, Inc., which is not affiliated with Cambridge Educational Services, Inc.



## Plan Formative Connection Report

Item	Ans	LMH	N=	A/F	B/G	C/H	D/J	E/K	Omit	Error	% Correct (without omits and errors)
46	J	[24 - 32]	n=13	0 (0%)	0 (0%)	0 (0%)	13 (100%)	0 (0%)	0	0	100%
Eff. Concl. Sent. (85%)											
7	C	[24 - 32]	n=13	2 (15%)	0 (0%)	11 (85%)	0 (0%)	0 (0%)	0	0	85%
Main Idea (92%)											
12	J	[24 - 32]	n=13	0 (0%)	1 (8%)	0 (0%)	12 (92%)	0 (0%)	0	0	92%
Org. (85%)											
Sent.-L. Ev. Struct. (85%)											
30	F	[24 - 32]	n=13	11 (85%)	1 (8%)	0 (0%)	1 (8%)	0 (0%)	0	0	85%
Style (78%)											
Conciseness (73%)											
15	C	[24 - 32]	n=13	1 (8%)	2 (15%)	10 (77%)	0 (0%)	0 (0%)	0	0	77%
26	H	[24 - 32]	n=13	1 (8%)	1 (8%)	10 (77%)	1 (8%)	0 (0%)	0	0	77%
48	J	[24 - 32]	n=13	0 (0%)	3 (23%)	1 (8%)	7 (54%)	0 (0%)	2	0	64%
Idiomatic Expr. (92%)											
23	D	[24 - 32]	n=13	0 (0%)	1 (8%)	0 (0%)	12 (92%)	0 (0%)	0	0	92%
No Change (94%)											
6	F	[24 - 32]	n=13	13 (100%)	0 (0%)	0 (0%)	0 (0%)	0 (0%)	0	0	100%
19	A	[24 - 32]	n=13	13 (100%)	0 (0%)	0 (0%)	0 (0%)	0 (0%)	0	0	100%
25	A	[24 - 32]	n=13	12 (92%)	0 (0%)	1 (8%)	0 (0%)	0 (0%)	0	0	92%
32	F	[24 - 32]	n=13	13 (100%)	0 (0%)	0 (0%)	0 (0%)	0 (0%)	0	0	100%
44	F	[24 - 32]	n=13	10 (77%)	1 (8%)	0 (0%)	2 (15%)	0 (0%)	0	0	77%
Usage/Mechanics (90%)											
Sent. Struct. (89%)											
Run-On Sent. (92%)											
43	D	[24 - 32]	n=13	0 (0%)	0 (0%)	1 (8%)	12 (92%)	0 (0%)	0	0	92%
Comma Splices (92%)											
5	C	[24 - 32]	n=13	3 (23%)	0 (0%)	10 (77%)	0 (0%)	0 (0%)	0	0	77%
39	B	[24 - 32]	n=13	0 (0%)	13 (100%)	0 (0%)	0 (0%)	0 (0%)	0	0	100%
50	H	[24 - 32]	n=13	0 (0%)	0 (0%)	11 (85%)	0 (0%)	0 (0%)	2	0	100%
Fragments (82%)											
18	G	[24 - 32]	n=13	0 (0%)	12 (92%)	1 (8%)	0 (0%)	0 (0%)	0	0	92%
33	B	[24 - 32]	n=13	1 (8%)	8 (62%)	1 (8%)	3 (23%)	0 (0%)	0	0	62%
37	D	[24 - 32]	n=13	0 (0%)	0 (0%)	1 (8%)	12 (92%)	0 (0%)	0	0	92%
Faul. Parallelism (88%)											
3	B	[24 - 32]	n=13	2 (15%)	11 (85%)	0 (0%)	0 (0%)	0 (0%)	0	0	85%

## Plan Formative Connection Report

Item	Ans	LMH	N=	A/F	B/G	C/H	D/J	E/K	Omit	Error	% Correct (without omits and errors)
29	D	[24 - 32]	n=13	0 (0%)	0 (0%)	1 (8%)	12 (92%)	0 (0%)	0	0	92%
<b>Misplaced Modifiers (85%)</b>											
2	J	[24 - 32]	n=13	1 (8%)	1 (8%)	0 (0%)	11 (85%)	0 (0%)	0	0	85%
<b>Unintended Meanings (100%)</b>											
9	B	[24 - 32]	n=13	0 (0%)	13 (100%)	0 (0%)	0 (0%)	0 (0%)	0	0	100%
<b>Punctuation (89%)</b>											
<b>Commas (89%)</b>											
! 14	H	[24 - 32]	n=13	0 (0%)	3 (23%)	9 (69%)	1 (8%)	0 (0%)	0	0	69%
17	D	[24 - 32]	n=13	1 (8%)	0 (0%)	0 (0%)	12 (92%)	0 (0%)	0	0	92%
20	H	[24 - 32]	n=13	1 (8%)	0 (0%)	12 (92%)	0 (0%)	0 (0%)	0	0	92%
36	J	[24 - 32]	n=13	0 (0%)	0 (0%)	0 (0%)	13 (100%)	0 (0%)	0	0	100%
45	C	[24 - 32]	n=13	1 (8%)	0 (0%)	12 (92%)	0 (0%)	0 (0%)	0	0	92%
<b>No Change (91%)</b>											
10	F	[24 - 32]	n=13	13 (100%)	0 (0%)	0 (0%)	0 (0%)	0 (0%)	0	0	100%
16	F	[24 - 32]	n=13	10 (77%)	0 (0%)	2 (15%)	1 (8%)	0 (0%)	0	0	77%
21	A	[24 - 32]	n=13	12 (92%)	0 (0%)	0 (0%)	1 (8%)	0 (0%)	0	0	92%
22	F	[24 - 32]	n=13	13 (100%)	0 (0%)	0 (0%)	0 (0%)	0 (0%)	0	0	100%
47	A	[24 - 32]	n=13	11 (85%)	1 (8%)	1 (8%)	0 (0%)	0 (0%)	0	0	85%
<b>Grammar &amp; Usage (92%)</b>											
<b>Pronoun Usage (100%)</b>											
28	G	[24 - 32]	n=13	0 (0%)	13 (100%)	0 (0%)	0 (0%)	0 (0%)	0	0	100%
<b>Adj. vs. Adv. (100%)</b>											
24	G	[24 - 32]	n=13	0 (0%)	13 (100%)	0 (0%)	0 (0%)	0 (0%)	0	0	100%
35	B	[24 - 32]	n=13	0 (0%)	13 (100%)	0 (0%)	0 (0%)	0 (0%)	0	0	100%
<b>Verb Tense (85%)</b>											
34	H	[24 - 32]	n=13	0 (0%)	0 (0%)	13 (100%)	0 (0%)	0 (0%)	0	0	100%
! 41	D	[24 - 32]	n=13	1 (8%)	1 (8%)	2 (15%)	9 (69%)	0 (0%)	0	0	69%
<b>Diction (89%)</b>											
1	B	[24 - 32]	n=13	1 (8%)	12 (92%)	0 (0%)	0 (0%)	0 (0%)	0	0	92%
4	J	[24 - 32]	n=13	0 (0%)	0 (0%)	0 (0%)	13 (100%)	0 (0%)	0	0	100%
11	B	[24 - 32]	n=13	0 (0%)	12 (92%)	1 (8%)	0 (0%)	0 (0%)	0	0	92%
! 13	C	[24 - 32]	n=13	1 (8%)	0 (0%)	8 (62%)	4 (31%)	0 (0%)	0	0	62%
42	G	[24 - 32]	n=13	0 (0%)	13 (100%)	0 (0%)	0 (0%)	0 (0%)	0	0	100%

### Mathematics - 40 items - Score Range 1-15 (37%)

This score report was generated by Cambridge Educational Services, Inc. using an ACT, Inc. Sample/Practice exam. This report is not approved, endorsed, or authorized by ACT, Inc. and should not be viewed or used as such. ACT®, PLAN®, EXPLORE®, WorkKeys®, and College Readiness Standards® are registered trademarks of ACT, Inc., which is not affiliated with Cambridge Educational Services, Inc.



## Plan Formative Connection Report

Item	Ans	LMH	N=	A/F	B/G	C/H	D/J	E/K	Omit	Error	% Correct (without omits and errors)
<b>Arith. (40%)</b>											
<b>Simple Manip. (66%)</b>											
2	H	[1 - 15]	n=169	13 (8%)	13 (8%)	116 (69%)	21 (12%)	4 (2%)	1	1	69%
4	J	[1 - 15]	n=169	41 (24%)	3 (2%)	2 (1%)	121 (72%)	2 (1%)	0	0	72%
7	B	[1 - 15]	n=169	9 (5%)	117 (69%)	12 (7%)	25 (15%)	5 (3%)	1	0	70%
24	K	[1 - 15]	n=169	4 (2%)	9 (5%)	14 (8%)	47 (28%)	88 (52%)	7	0	54%
<b>Complic. Arith. App. (37%)</b>											
8	H	[1 - 15]	n=169	19 (11%)	27 (16%)	74 (44%)	41 (24%)	6 (4%)	2	0	44%
12	G	[1 - 15]	n=169	20 (12%)	64 (38%)	43 (25%)	19 (11%)	21 (12%)	2	0	38%
32	J	[1 - 15]	n=169	19 (11%)	47 (28%)	17 (10%)	37 (22%)	19 (11%)	30	0	27%
<b>Common Arith. (19%)</b>											
<b>Prop. of Numbers (20%)</b>											
19	B	[1 - 15]	n=169	29 (17%)	34 (20%)	36 (21%)	61 (36%)	8 (5%)	1	0	20%
<b>Sets (13%)</b>											
35	E	[1 - 15]	n=169	22 (13%)	25 (15%)	30 (18%)	29 (17%)	16 (9%)	47	0	13%
<b>Abs. Value (25%)</b>											
18	G	[1 - 15]	n=169	21 (12%)	42 (25%)	14 (8%)	10 (6%)	80 (47%)	2	0	25%
<b>Percents (26%)</b>											
11	C	[1 - 15]	n=169	26 (15%)	57 (34%)	44 (26%)	19 (11%)	23 (14%)	0	0	26%
<b>Proportions (6%)</b>											
31	E	[1 - 15]	n=169	18 (11%)	44 (26%)	45 (27%)	27 (16%)	8 (5%)	26	1	6%
<b>Alg. (41%)</b>											
<b>Manip. Alg. Expr. (50%)</b>											
<b>Basic Alg. Manip. (31%)</b>											
33	C	[1 - 15]	n=169	17 (10%)	36 (21%)	41 (24%)	26 (15%)	13 (8%)	36	0	31%
<b>Evaluating Expr. (74%)</b>											
1	C	[1 - 15]	n=169	8 (5%)	22 (13%)	124 (73%)	4 (2%)	9 (5%)	2	0	74%
<b>Manip. Expr. w/Expo. (66%)</b>											
5	C	[1 - 15]	n=169	8 (5%)	1 (1%)	110 (65%)	3 (2%)	45 (27%)	0	2	66%
<b>Creating Alg. Expr. (24%)</b>											
9	D	[1 - 15]	n=169	80 (47%)	13 (8%)	20 (12%)	40 (24%)	11 (7%)	4	1	24%
<b>Solving Eq. w/1 Var. (43%)</b>											
<b>Simple Eq. (47%)</b>											
10	G	[1 - 15]	n=169	11 (7%)	96 (57%)	14 (8%)	2 (1%)	45 (27%)	1	0	57%
23	A	[1 - 15]	n=169	59 (35%)	29 (17%)	44 (26%)	20 (12%)	13 (8%)	4	0	36%

## Plan Formative Connection Report

Item	Ans	LMH	N=	A/F	B/G	C/H	D/J	E/K	Omit	Error	% Correct (without omits and errors)
<b>Simple Ineq. (35%)</b>											
! 15	D	[1 - 15]	n=169	34 (20%)	29 (17%)	33 (20%)	59 (35%)	13 (8%)	1	0	35%
<b>Alg. Functions (10%)</b>											
<b>Function Notation (10%)</b>											
36	J	[1 - 15]	n=169	31 (18%)	38 (22%)	29 (17%)	12 (7%)	9 (5%)	50	0	10%
<b>Solv. Quad. Eq. (36%)</b>											
! 17	D	[1 - 15]	n=169	8 (5%)	26 (15%)	22 (13%)	60 (36%)	50 (30%)	2	1	36%
<b>Alg. (18%)</b>											
38	G	[1 - 15]	n=169	20 (12%)	19 (11%)	32 (19%)	27 (16%)	9 (5%)	61	1	18%
<b>Coord. Geo. (42%)</b>											
<b>Coord. System (65%)</b>											
20	K	[1 - 15]	n=169	20 (12%)	18 (11%)	6 (4%)	15 (9%)	108 (64%)	2	0	65%
<b>Slope of a Line (27%)</b>											
! 29	C	[1 - 15]	n=169	39 (23%)	39 (23%)	49 (29%)	16 (9%)	9 (5%)	17	0	32%
40	H	[1 - 15]	n=169	17 (10%)	27 (16%)	21 (12%)	24 (14%)	15 (9%)	65	0	20%
<b>Geo. (29%)</b>											
<b>Lines &amp; Angles (25%)</b>											
! 16	K	[1 - 15]	n=169	26 (15%)	15 (9%)	28 (17%)	46 (27%)	53 (31%)	1	0	32%
37	B	[1 - 15]	n=169	31 (18%)	25 (15%)	20 (12%)	22 (13%)	17 (10%)	54	0	22%
39	D	[1 - 15]	n=169	17 (10%)	15 (9%)	32 (19%)	19 (11%)	26 (15%)	60	0	17%
<b>Tri. (22%)</b>											
<b>Working w/Tri. (22%)</b>											
22	H	[1 - 15]	n=169	11 (7%)	61 (36%)	39 (23%)	22 (13%)	32 (19%)	4	0	24%
27	A	[1 - 15]	n=169	32 (19%)	36 (21%)	42 (25%)	27 (16%)	20 (12%)	12	0	20%
<b>Rectangles &amp; Squares (20%)</b>											
14	K	[1 - 15]	n=169	54 (32%)	20 (12%)	32 (19%)	28 (17%)	34 (20%)	1	0	20%
<b>Circles (26%)</b>											
! 34	F	[1 - 15]	n=169	34 (20%)	25 (15%)	42 (25%)	22 (13%)	6 (4%)	39	1	26%
<b>Complex Figures (26%)</b>											
21	E	[1 - 15]	n=169	38 (22%)	29 (17%)	33 (20%)	27 (16%)	38 (22%)	3	1	23%
! 28	F	[1 - 15]	n=169	43 (25%)	23 (14%)	33 (20%)	37 (22%)	16 (9%)	17	0	28%
<b>Geo. (50%)</b>											
3	A	[1 - 15]	n=169	119 (70%)	17 (10%)	12 (7%)	13 (8%)	7 (4%)	0	1	71%
26	F	[1 - 15]	n=169	46 (27%)	46 (27%)	30 (18%)	23 (14%)	14 (8%)	10	0	29%
<b>Stats. &amp; Prob. (34%)</b>											

## Plan Formative Connection Report

Item	Ans	LMH	N=	A/F	B/G	C/H	D/J	E/K	Omit	Error	% Correct (without omits and errors)
<b>Data Representation (34%)</b>											
<b>Bar &amp; Line Graphs (23%)</b>											
25	A	[1 - 15]	n=169	43 (25%)	42 (25%)	16 (9%)	24 (14%)	35 (21%)	9	0	27%
30	F	[1 - 15]	n=169	28 (17%)	35 (21%)	19 (11%)	46 (27%)	18 (11%)	22	1	19%
<b>Tables (Matrices) (44%)</b>											
6	J	[1 - 15]	n=169	18 (11%)	27 (16%)	23 (14%)	78 (46%)	20 (12%)	1	2	47%
13	C	[1 - 15]	n=169	31 (18%)	43 (25%)	69 (41%)	19 (11%)	6 (4%)	1	0	41%
<b>Mathematics - 40 items - Score Range 16-23 (61%)</b>											
<b>Arith. (64%)</b>											
<b>Simple Manip. (90%)</b>											
2	H	[16 - 23]	n=263	2 (1%)	6 (2%)	242 (92%)	12 (5%)	0 (0%)	0	1	92%
4	J	[16 - 23]	n=263	23 (9%)	0 (0%)	1 (0%)	235 (89%)	4 (2%)	0	0	89%
7	B	[16 - 23]	n=263	1 (0%)	247 (94%)	3 (1%)	11 (4%)	1 (0%)	0	0	94%
24	K	[16 - 23]	n=263	3 (1%)	3 (1%)	8 (3%)	30 (11%)	216 (82%)	2	1	83%
<b>Complic. Arith. App. (67%)</b>											
8	H	[16 - 23]	n=263	6 (2%)	11 (4%)	232 (88%)	14 (5%)	0 (0%)	0	0	88%
12	G	[16 - 23]	n=263	19 (7%)	170 (65%)	20 (8%)	16 (6%)	36 (14%)	2	0	65%
32	J	[16 - 23]	n=263	29 (11%)	60 (23%)	11 (4%)	116 (44%)	29 (11%)	18	0	47%
<b>Common Arith. (40%)</b>											
<b>Prop. of Numbers (36%)</b>											
19	B	[16 - 23]	n=263	22 (8%)	94 (36%)	54 (21%)	64 (24%)	28 (11%)	1	0	36%
<b>Sets (28%)</b>											
35	E	[16 - 23]	n=263	34 (13%)	30 (11%)	54 (21%)	42 (16%)	61 (23%)	41	1	28%
<b>Abs. Value (43%)</b>											
18	G	[16 - 23]	n=263	25 (10%)	114 (43%)	27 (10%)	8 (3%)	89 (34%)	0	0	43%
<b>Percents (72%)</b>											
11	C	[16 - 23]	n=263	21 (8%)	27 (10%)	189 (72%)	16 (6%)	9 (3%)	0	1	72%
<b>Proportions (17%)</b>											
31	E	[16 - 23]	n=263	22 (8%)	62 (24%)	72 (27%)	53 (20%)	42 (16%)	12	0	17%
<b>Alg. (66%)</b>											
<b>Manip. Alg. Expr. (74%)</b>											
<b>Basic Alg. Manip. (37%)</b>											
33	C	[16 - 23]	n=263	48 (18%)	57 (22%)	89 (34%)	26 (10%)	20 (8%)	23	0	37%
<b>Evaluating Expr. (97%)</b>											



## Plan Formative Connection Report

Item	Ans	LMH	N=	A/F	B/G	C/H	D/J	E/K	Omit	Error	% Correct (without omits and errors)
1	C	[16 - 23]	n=263	2 (1%)	4 (2%)	255 (97%)	0 (0%)	2 (1%)	0	0	97%
Manip. Expr. w/Expo. (84%)											
5	C	[16 - 23]	n=263	3 (1%)	0 (0%)	222 (84%)	0 (0%)	38 (14%)	0	0	84%
Creating Alg. Expr. (73%)											
9	D	[16 - 23]	n=263	45 (17%)	7 (3%)	15 (6%)	191 (73%)	4 (2%)	0	1	73%
Solving Eq. w/1 Var. (73%)											
Simple Eq. (82%)											
10	G	[16 - 23]	n=263	0 (0%)	247 (94%)	4 (2%)	1 (0%)	11 (4%)	0	0	94%
23	A	[16 - 23]	n=263	178 (68%)	18 (7%)	40 (15%)	10 (4%)	12 (5%)	5	0	69%
Simple Ineq. (57%)											
15	D	[16 - 23]	n=263	51 (19%)	21 (8%)	33 (13%)	149 (57%)	8 (3%)	1	0	57%
Alg. Functions (29%)											
Function Notation (29%)											
36	J	[16 - 23]	n=263	35 (13%)	50 (19%)	48 (18%)	63 (24%)	18 (7%)	49	0	29%
Solv. Quad. Eq. (74%)											
17	D	[16 - 23]	n=263	3 (1%)	9 (3%)	16 (6%)	192 (73%)	41 (16%)	2	0	74%
Alg. (27%)											
38	G	[16 - 23]	n=263	20 (8%)	54 (21%)	51 (19%)	60 (23%)	16 (6%)	62	0	27%
Coord. Geo. (56%)											
Coord. System (92%)											
20	K	[16 - 23]	n=263	9 (3%)	1 (0%)	0 (0%)	11 (4%)	242 (92%)	0	0	92%
Slope of a Line (34%)											
29	C	[16 - 23]	n=263	64 (24%)	47 (18%)	91 (35%)	33 (13%)	20 (8%)	8	0	36%
! 40	H	[16 - 23]	n=263	36 (14%)	40 (15%)	63 (24%)	31 (12%)	24 (9%)	69	0	32%
Geo. (52%)											
Lines & Angles (44%)											
16	K	[16 - 23]	n=263	22 (8%)	10 (4%)	25 (10%)	45 (17%)	159 (60%)	2	0	61%
! 37	B	[16 - 23]	n=263	40 (15%)	69 (26%)	38 (14%)	25 (10%)	34 (13%)	53	4	33%
! 39	D	[16 - 23]	n=263	22 (8%)	18 (7%)	47 (18%)	63 (24%)	46 (17%)	66	1	32%
Tri. (53%)											
Working w/Tri. (53%)											
! 22	H	[16 - 23]	n=263	6 (2%)	87 (33%)	139 (53%)	19 (7%)	10 (4%)	2	0	53%
! 27	A	[16 - 23]	n=263	134 (51%)	26 (10%)	22 (8%)	21 (8%)	55 (21%)	4	1	52%
Rectangles & Squares (67%)											
14	K	[16 - 23]	n=263	16 (6%)	13 (5%)	23 (9%)	34 (13%)	177 (67%)	0	0	67%

This score report was generated by Cambridge Educational Services, Inc. using an ACT, Inc. Sample/Practice exam. This report is not approved, endorsed, or authorized by ACT, Inc. and should not be viewed or used as such. ACT<sup>®</sup>, PLAN<sup>®</sup>, EXPLORE<sup>®</sup>, WorkKeys<sup>®</sup>, and College Readiness Standards<sup>®</sup> are registered trademarks of ACT, Inc., which is not affiliated with Cambridge Educational Services, Inc.

## Plan Formative Connection Report

Item	Ans	LMH	N=	A/F	B/G	C/H	D/J	E/K	Omit	Error	% Correct (without omits and errors)
<b>Circles (28%)</b>											
34	F	[16 - 23]	n=263	65 (25%)	53 (20%)	77 (29%)	23 (9%)	15 (6%)	30	0	28%
<b>Complex Figures (45%)</b>											
! 21	E	[16 - 23]	n=263	63 (24%)	30 (11%)	24 (9%)	9 (3%)	136 (52%)	0	1	52%
28	F	[16 - 23]	n=263	96 (37%)	31 (12%)	59 (22%)	57 (22%)	16 (6%)	3	1	37%
<b>Geo. (73%)</b>											
3	A	[16 - 23]	n=263	244 (93%)	7 (3%)	6 (2%)	5 (2%)	0 (0%)	1	0	93%
! 26	F	[16 - 23]	n=263	136 (52%)	42 (16%)	34 (13%)	39 (15%)	9 (3%)	3	0	52%
<b>Stats. &amp; Prob. (65%)</b>											
<b>Data Representation (65%)</b>											
<b>Bar &amp; Line Graphs (54%)</b>											
! 25	A	[16 - 23]	n=263	126 (48%)	88 (33%)	7 (3%)	13 (5%)	27 (10%)	2	0	48%
30	F	[16 - 23]	n=263	155 (59%)	34 (13%)	20 (8%)	41 (16%)	5 (2%)	8	0	61%
<b>Tables (Matrices) (74%)</b>											
6	J	[16 - 23]	n=263	11 (4%)	16 (6%)	3 (1%)	213 (81%)	19 (7%)	0	1	81%
13	C	[16 - 23]	n=263	19 (7%)	29 (11%)	178 (68%)	32 (12%)	5 (2%)	0	0	68%
<b>Mathematics - 40 items - Score Range 24+ (85%)</b>											
<b>Arith. (91%)</b>											
<b>Simple Manip. (100%)</b>											
2	H	[24 - 32]	n=24	0 (0%)	0 (0%)	24 (100%)	0 (0%)	0 (0%)	0	0	100%
4	J	[24 - 32]	n=24	0 (0%)	0 (0%)	0 (0%)	24 (100%)	0 (0%)	0	0	100%
7	B	[24 - 32]	n=24	0 (0%)	24 (100%)	0 (0%)	0 (0%)	0 (0%)	0	0	100%
24	K	[24 - 32]	n=24	0 (0%)	0 (0%)	0 (0%)	0 (0%)	24 (100%)	0	0	100%
<b>Complic. Arith. App. (92%)</b>											
8	H	[24 - 32]	n=24	0 (0%)	0 (0%)	24 (100%)	0 (0%)	0 (0%)	0	0	100%
12	G	[24 - 32]	n=24	0 (0%)	23 (96%)	1 (4%)	0 (0%)	0 (0%)	0	0	96%
! 32	J	[24 - 32]	n=24	2 (8%)	1 (4%)	1 (4%)	19 (79%)	1 (4%)	0	0	79%
<b>Common Arith. (83%)</b>											
<b>Prop. of Numbers (79%)</b>											
19	B	[24 - 32]	n=24	0 (0%)	19 (79%)	2 (8%)	1 (4%)	2 (8%)	0	0	79%
<b>Sets (83%)</b>											
35	E	[24 - 32]	n=24	1 (4%)	0 (0%)	1 (4%)	2 (8%)	20 (83%)	0	0	83%
<b>Abs. Value (96%)</b>											
18	G	[24 - 32]	n=24	0 (0%)	23 (96%)	0 (0%)	0 (0%)	1 (4%)	0	0	96%

This score report was generated by Cambridge Educational Services, Inc. using an ACT, Inc. Sample/Practice exam. This report is not approved, endorsed, or authorized by ACT, Inc. and should not be viewed or used as such. ACT®, PLAN®, EXPLORE®, WorkKeys®, and College Readiness Standards® are registered trademarks of ACT, Inc., which is not affiliated with Cambridge Educational Services, Inc.

## Plan Formative Connection Report

Item	Ans	LMH	N=	A/F	B/G	C/H	D/J	E/K	Omit	Error	% Correct (without omits and errors)
<b>Percents (100%)</b>											
11	C	[24 - 32]	n=24	0 (0%)	0 (0%)	24 (100%)	0 (0%)	0 (0%)	0	0	100%
<b>Proportions (54%)</b>											
31	E	[24 - 32]	n=24	2 (8%)	6 (25%)	2 (8%)	1 (4%)	13 (54%)	0	0	54%
<b>Alg. (85%)</b>											
<b>Manip. Alg. Expr. (89%)</b>											
<b>Basic Alg. Manip. (70%)</b>											
33	C	[24 - 32]	n=24	2 (8%)	2 (8%)	16 (67%)	3 (13%)	0 (0%)	1	0	70%
<b>Evaluating Expr. (100%)</b>											
1	C	[24 - 32]	n=24	0 (0%)	0 (0%)	24 (100%)	0 (0%)	0 (0%)	0	0	100%
<b>Manip. Expr. w/Expo. (92%)</b>											
5	C	[24 - 32]	n=24	0 (0%)	0 (0%)	22 (92%)	0 (0%)	2 (8%)	0	0	92%
<b>Creating Alg. Expr. (96%)</b>											
9	D	[24 - 32]	n=24	1 (4%)	0 (0%)	0 (0%)	23 (96%)	0 (0%)	0	0	96%
<b>Solving Eq. w/1 Var. (90%)</b>											
<b>Simple Eq. (94%)</b>											
10	G	[24 - 32]	n=24	0 (0%)	24 (100%)	0 (0%)	0 (0%)	0 (0%)	0	0	100%
23	A	[24 - 32]	n=24	21 (88%)	1 (4%)	2 (8%)	0 (0%)	0 (0%)	0	0	88%
<b>Simple Ineq. (83%)</b>											
15	D	[24 - 32]	n=24	4 (17%)	0 (0%)	0 (0%)	20 (83%)	0 (0%)	0	0	83%
<b>Alg. Functions (65%)</b>											
<b>Function Notation (65%)</b>											
36	J	[24 - 32]	n=24	1 (4%)	2 (8%)	4 (17%)	15 (63%)	1 (4%)	1	0	65%
<b>Solv. Quad. Eq. (100%)</b>											
17	D	[24 - 32]	n=24	0 (0%)	0 (0%)	0 (0%)	24 (100%)	0 (0%)	0	0	100%
<b>Alg. (52%)</b>											
38	G	[24 - 32]	n=24	0 (0%)	12 (50%)	5 (21%)	5 (21%)	1 (4%)	1	0	52%
<b>Coord. Geo. (66%)</b>											
<b>Coord. System (92%)</b>											
20	K	[24 - 32]	n=24	2 (8%)	0 (0%)	0 (0%)	0 (0%)	22 (92%)	0	0	92%
<b>Slope of a Line (52%)</b>											
29	C	[24 - 32]	n=24	2 (8%)	2 (8%)	12 (50%)	6 (25%)	2 (8%)	0	0	50%
40	H	[24 - 32]	n=24	1 (4%)	5 (21%)	11 (46%)	2 (8%)	1 (4%)	4	0	55%
<b>Geo. (84%)</b>											
<b>Lines &amp; Angles (81%)</b>											



## Plan Formative Connection Report

Item	Ans	LMH	N=	A/F	B/G	C/H	D/J	E/K	Omit	Error	% Correct (without omits and errors)
16	K	[24 - 32]	n=24	2 (8%)	0 (0%)	0 (0%)	0 (0%)	22 (92%)	0	0	92%
37	B	[24 - 32]	n=24	0 (0%)	20 (83%)	0 (0%)	1 (4%)	3 (13%)	0	0	83%
39	D	[24 - 32]	n=24	0 (0%)	0 (0%)	2 (8%)	15 (63%)	5 (21%)	2	0	68%
<b>Tri. (92%)</b>											
<b>Working w/Tri. (92%)</b>											
22	H	[24 - 32]	n=24	0 (0%)	0 (0%)	23 (96%)	0 (0%)	1 (4%)	0	0	96%
27	A	[24 - 32]	n=24	21 (88%)	1 (4%)	0 (0%)	0 (0%)	2 (8%)	0	0	88%
<b>Rectangles &amp; Squares (100%)</b>											
14	K	[24 - 32]	n=24	0 (0%)	0 (0%)	0 (0%)	0 (0%)	24 (100%)	0	0	100%
<b>Circles (42%)</b>											
34	F	[24 - 32]	n=24	10 (42%)	6 (25%)	6 (25%)	2 (8%)	0 (0%)	0	0	42%
<b>Complex Figures (79%)</b>											
21	E	[24 - 32]	n=24	4 (17%)	0 (0%)	0 (0%)	1 (4%)	19 (79%)	0	0	79%
28	F	[24 - 32]	n=24	19 (79%)	1 (4%)	2 (8%)	1 (4%)	1 (4%)	0	0	79%
<b>Geo. (98%)</b>											
3	A	[24 - 32]	n=24	24 (100%)	0 (0%)	0 (0%)	0 (0%)	0 (0%)	0	0	100%
26	F	[24 - 32]	n=24	23 (96%)	0 (0%)	0 (0%)	1 (4%)	0 (0%)	0	0	96%
<b>Stats. &amp; Prob. (88%)</b>											
<b>Data Representation (88%)</b>											
<b>Bar &amp; Line Graphs (81%)</b>											
25	A	[24 - 32]	n=24	17 (71%)	6 (25%)	0 (0%)	1 (4%)	0 (0%)	0	0	71%
30	F	[24 - 32]	n=24	22 (92%)	0 (0%)	0 (0%)	2 (8%)	0 (0%)	0	0	92%
<b>Tables (Matrices) (94%)</b>											
6	J	[24 - 32]	n=24	0 (0%)	0 (0%)	0 (0%)	24 (100%)	0 (0%)	0	0	100%
13	C	[24 - 32]	n=24	1 (4%)	0 (0%)	21 (88%)	1 (4%)	1 (4%)	0	0	88%

### Reading - 25 items - Score Range 1-15 (38%)

<b>Social Studies (36%)</b>											
<b>Main Idea (45%)</b>											
9	B	[1 - 15]	n=256	55 (21%)	113 (44%)	33 (13%)	48 (19%)	0 (0%)	3	4	45%
<b>Explicit Detail (30%)</b>											
12	G	[1 - 15]	n=256	32 (13%)	94 (37%)	72 (28%)	44 (17%)	0 (0%)	12	2	39%
16	G	[1 - 15]	n=256	54 (21%)	47 (18%)	80 (31%)	42 (16%)	0 (0%)	33	0	21%
<b>Develop. (25%)</b>											
13	C	[1 - 15]	n=256	67 (26%)	97 (38%)	59 (23%)	16 (6%)	0 (0%)	16	1	25%

## Plan Formative Connection Report

Item	Ans	LMH	N=	A/F	B/G	C/H	D/J	E/K	Omit	Error	% Correct (without omits and errors)
<b>Implied Idea (39%)</b>											
! 10	H	[1 - 15]	n=256	32 (13%)	57 (22%)	120 (47%)	43 (17%)	0 (0%)	4	0	48%
14	G	[1 - 15]	n=256	40 (16%)	129 (50%)	34 (13%)	30 (12%)	0 (0%)	23	0	55%
15	A	[1 - 15]	n=256	26 (10%)	74 (29%)	60 (23%)	66 (26%)	0 (0%)	29	1	12%
<b>App. (37%)</b>											
11	D	[1 - 15]	n=256	81 (32%)	43 (17%)	32 (13%)	92 (36%)	0 (0%)	8	0	37%
<b>Humanities (27%)</b>											
<b>Main Idea (17%)</b>											
21	D	[1 - 15]	n=256	46 (18%)	55 (21%)	29 (11%)	27 (11%)	0 (0%)	97	2	17%
<b>Explicit Detail (23%)</b>											
17	C	[1 - 15]	n=256	54 (21%)	48 (19%)	47 (18%)	29 (11%)	0 (0%)	77	1	26%
19	B	[1 - 15]	n=256	50 (20%)	32 (13%)	55 (21%)	30 (12%)	0 (0%)	88	1	19%
<b>Vocabulary (37%)</b>											
! 24	F	[1 - 15]	n=256	55 (21%)	52 (20%)	25 (10%)	15 (6%)	0 (0%)	109	0	37%
<b>Implied Idea (29%)</b>											
18	J	[1 - 15]	n=256	43 (17%)	41 (16%)	49 (19%)	37 (14%)	0 (0%)	85	1	22%
20	J	[1 - 15]	n=256	59 (23%)	27 (11%)	41 (16%)	37 (14%)	0 (0%)	92	0	23%
! 22	H	[1 - 15]	n=256	46 (18%)	25 (10%)	51 (20%)	35 (14%)	0 (0%)	99	0	32%
23	B	[1 - 15]	n=256	37 (14%)	30 (12%)	58 (23%)	28 (11%)	0 (0%)	103	0	20%
25	A	[1 - 15]	n=256	68 (27%)	21 (8%)	29 (11%)	17 (7%)	0 (0%)	121	0	50%
<b>Prose Fiction (49%)</b>											
<b>Explicit Detail (47%)</b>											
! 4	F	[1 - 15]	n=256	123 (48%)	60 (23%)	39 (15%)	33 (13%)	0 (0%)	1	0	48%
! 5	B	[1 - 15]	n=256	34 (13%)	112 (44%)	77 (30%)	32 (13%)	0 (0%)	0	1	44%
! 6	J	[1 - 15]	n=256	42 (16%)	59 (23%)	33 (13%)	121 (47%)	0 (0%)	0	1	47%
<b>Implied Idea (42%)</b>											
! 7	D	[1 - 15]	n=256	51 (20%)	42 (16%)	27 (11%)	134 (52%)	0 (0%)	1	1	53%
8	J	[1 - 15]	n=256	50 (20%)	75 (29%)	50 (20%)	80 (31%)	0 (0%)	0	1	31%
<b>Voice (57%)</b>											
! 1	B	[1 - 15]	n=256	32 (13%)	138 (54%)	53 (21%)	27 (11%)	0 (0%)	0	6	55%
! 2	F	[1 - 15]	n=256	130 (51%)	94 (37%)	15 (6%)	16 (6%)	0 (0%)	0	1	51%
3	C	[1 - 15]	n=256	16 (6%)	32 (13%)	164 (64%)	42 (16%)	0 (0%)	0	2	65%

### Reading - 25 items - Score Range 16-23 (61%)

#### Social Studies (60%)

This score report was generated by Cambridge Educational Services, Inc. using an ACT, Inc. Sample/Practice exam. This report is not approved, endorsed, or authorized by ACT, Inc. and should not be viewed or used as such. ACT®, PLAN®, EXPLORE®, WorkKeys®, and College Readiness Standards® are registered trademarks of ACT, Inc., which is not affiliated with Cambridge Educational Services, Inc.



## Plan Formative Connection Report

Item	Ans	LMH	N=	A/F	B/G	C/H	D/J	E/K	Omit	Error	% Correct (without omits and errors)
<b>Main Idea (73%)</b>											
! 9	B	[16 - 23]	n=180	14 (8%)	131 (73%)	14 (8%)	21 (12%)	0 (0%)	0	0	73%
<b>Explicit Detail (58%)</b>											
12	G	[16 - 23]	n=180	13 (7%)	129 (72%)	26 (14%)	10 (6%)	0 (0%)	1	1	72%
16	G	[16 - 23]	n=180	37 (21%)	78 (43%)	53 (29%)	10 (6%)	0 (0%)	1	1	44%
<b>Develop. (45%)</b>											
! 13	C	[16 - 23]	n=180	29 (16%)	59 (33%)	81 (45%)	10 (6%)	0 (0%)	1	0	45%
<b>Implied Idea (60%)</b>											
! 10	H	[16 - 23]	n=180	8 (4%)	19 (11%)	129 (72%)	24 (13%)	0 (0%)	0	0	72%
14	G	[16 - 23]	n=180	4 (2%)	165 (92%)	6 (3%)	5 (3%)	0 (0%)	0	0	92%
15	A	[16 - 23]	n=180	30 (17%)	69 (38%)	33 (18%)	46 (26%)	0 (0%)	1	1	17%
<b>App. (66%)</b>											
! 11	D	[16 - 23]	n=180	32 (18%)	15 (8%)	14 (8%)	118 (66%)	0 (0%)	1	0	66%
<b>Humanities (46%)</b>											
<b>Main Idea (40%)</b>											
21	D	[16 - 23]	n=180	32 (18%)	45 (25%)	19 (11%)	65 (36%)	0 (0%)	19	0	40%
<b>Explicit Detail (35%)</b>											
17	C	[16 - 23]	n=180	49 (27%)	24 (13%)	65 (36%)	31 (17%)	0 (0%)	11	0	38%
19	B	[16 - 23]	n=180	57 (32%)	52 (29%)	44 (24%)	17 (9%)	0 (0%)	10	0	31%
<b>Vocabulary (75%)</b>											
24	F	[16 - 23]	n=180	109 (61%)	20 (11%)	11 (6%)	6 (3%)	0 (0%)	34	0	75%
<b>Implied Idea (47%)</b>											
! 18	J	[16 - 23]	n=180	18 (10%)	29 (16%)	33 (18%)	87 (48%)	0 (0%)	12	1	52%
20	J	[16 - 23]	n=180	65 (36%)	18 (10%)	25 (14%)	60 (33%)	0 (0%)	12	0	36%
! 22	H	[16 - 23]	n=180	39 (22%)	24 (13%)	73 (41%)	20 (11%)	0 (0%)	22	2	47%
! 23	B	[16 - 23]	n=180	35 (19%)	65 (36%)	40 (22%)	8 (4%)	0 (0%)	32	0	44%
! 25	A	[16 - 23]	n=180	82 (46%)	11 (6%)	19 (11%)	25 (14%)	0 (0%)	43	0	60%
<b>Prose Fiction (77%)</b>											
<b>Explicit Detail (83%)</b>											
4	F	[16 - 23]	n=180	152 (84%)	16 (9%)	6 (3%)	6 (3%)	0 (0%)	0	0	84%
5	B	[16 - 23]	n=180	4 (2%)	131 (73%)	21 (12%)	21 (12%)	0 (0%)	1	2	74%
6	J	[16 - 23]	n=180	7 (4%)	9 (5%)	1 (1%)	163 (91%)	0 (0%)	0	0	91%
<b>Implied Idea (64%)</b>											
7	D	[16 - 23]	n=180	34 (19%)	4 (2%)	8 (4%)	133 (74%)	0 (0%)	0	1	74%

## Plan Formative Connection Report

Item	Ans	LMH	N=	A/F	B/G	C/H	D/J	E/K	Omit	Error	% Correct (without omits and errors)
! 8	J	[16 - 23]	n=180	42 (23%)	8 (4%)	35 (19%)	95 (53%)	0 (0%)	0	0	53%
Voice (80%)											
1	B	[16 - 23]	n=180	1 (1%)	147 (82%)	28 (16%)	3 (2%)	0 (0%)	0	1	82%
! 2	F	[16 - 23]	n=180	124 (69%)	46 (26%)	4 (2%)	4 (2%)	0 (0%)	0	2	70%
3	C	[16 - 23]	n=180	2 (1%)	4 (2%)	161 (89%)	13 (7%)	0 (0%)	0	0	89%
<b>Reading - 25 items - Score Range 24+ (86%)</b>											
Social Studies (82%)											
Main Idea (100%)											
9	B	[24 - 32]	n=20	0 (0%)	19 (95%)	0 (0%)	0 (0%)	0 (0%)	0	1	100%
Explicit Detail (85%)											
12	G	[24 - 32]	n=20	0 (0%)	20 (100%)	0 (0%)	0 (0%)	0 (0%)	0	0	100%
! 16	G	[24 - 32]	n=20	3 (15%)	14 (70%)	3 (15%)	0 (0%)	0 (0%)	0	0	70%
Develop. (90%)											
13	C	[24 - 32]	n=20	0 (0%)	2 (10%)	18 (90%)	0 (0%)	0 (0%)	0	0	90%
Implied Idea (72%)											
10	H	[24 - 32]	n=20	0 (0%)	1 (5%)	18 (90%)	1 (5%)	0 (0%)	0	0	90%
14	G	[24 - 32]	n=20	1 (5%)	19 (95%)	0 (0%)	0 (0%)	0 (0%)	0	0	95%
! 15	A	[24 - 32]	n=20	6 (30%)	8 (40%)	3 (15%)	3 (15%)	0 (0%)	0	0	30%
App. (85%)											
! 11	D	[24 - 32]	n=20	3 (15%)	0 (0%)	0 (0%)	17 (85%)	0 (0%)	0	0	85%
Humanities (83%)											
Main Idea (80%)											
! 21	D	[24 - 32]	n=20	1 (5%)	3 (15%)	0 (0%)	16 (80%)	0 (0%)	0	0	80%
Explicit Detail (77%)											
17	C	[24 - 32]	n=20	1 (5%)	0 (0%)	18 (90%)	1 (5%)	0 (0%)	0	0	90%
! 19	B	[24 - 32]	n=20	5 (25%)	12 (60%)	2 (10%)	0 (0%)	0 (0%)	0	1	63%
Vocabulary (90%)											
24	F	[24 - 32]	n=20	18 (90%)	1 (5%)	1 (5%)	0 (0%)	0 (0%)	0	0	90%
Implied Idea (85%)											
! 18	J	[24 - 32]	n=20	1 (5%)	0 (0%)	2 (10%)	17 (85%)	0 (0%)	0	0	85%
! 20	J	[24 - 32]	n=20	3 (15%)	1 (5%)	1 (5%)	15 (75%)	0 (0%)	0	0	75%
! 22	H	[24 - 32]	n=20	1 (5%)	1 (5%)	17 (85%)	1 (5%)	0 (0%)	0	0	85%
23	B	[24 - 32]	n=20	2 (10%)	18 (90%)	0 (0%)	0 (0%)	0 (0%)	0	0	90%
25	A	[24 - 32]	n=20	17 (85%)	0 (0%)	2 (10%)	0 (0%)	0 (0%)	1	0	89%

## Plan Formative Connection Report

Item	Ans	LMH	N=	A/F	B/G	C/H	D/J	E/K	Omit	Error	% Correct (without omits and errors)
<b>Prose Fiction (92%)</b>											
<b>Explicit Detail (93%)</b>											
4	F	[24 - 32]	n=20	18 (90%)	1 (5%)	0 (0%)	0 (0%)	0 (0%)	1	0	95%
5	B	[24 - 32]	n=20	0 (0%)	17 (85%)	1 (5%)	2 (10%)	0 (0%)	0	0	85%
6	J	[24 - 32]	n=20	0 (0%)	0 (0%)	0 (0%)	20 (100%)	0 (0%)	0	0	100%
<b>Implied Idea (90%)</b>											
7	D	[24 - 32]	n=20	1 (5%)	0 (0%)	0 (0%)	19 (95%)	0 (0%)	0	0	95%
8	J	[24 - 32]	n=20	2 (10%)	0 (0%)	1 (5%)	17 (85%)	0 (0%)	0	0	85%
<b>Voice (92%)</b>											
1	B	[24 - 32]	n=20	0 (0%)	19 (95%)	1 (5%)	0 (0%)	0 (0%)	0	0	95%
2	F	[24 - 32]	n=20	16 (80%)	3 (15%)	0 (0%)	0 (0%)	0 (0%)	0	1	84%
3	C	[24 - 32]	n=20	0 (0%)	0 (0%)	19 (95%)	1 (5%)	0 (0%)	0	0	95%

## Science - 30 items - Score Range 1-15 (31%)

<b>Data Representation (26%)</b>											
<b>Comprehension (24%)</b>											
16	H	[1 - 15]	n=108	22 (20%)	20 (19%)	30 (28%)	27 (25%)	0 (0%)	9	0	30%
17	D	[1 - 15]	n=108	19 (18%)	44 (41%)	18 (17%)	17 (16%)	0 (0%)	10	0	17%
<b>Analysis (27%)</b>											
14	H	[1 - 15]	n=108	25 (23%)	32 (30%)	31 (29%)	10 (9%)	0 (0%)	10	0	32%
15	B	[1 - 15]	n=108	25 (23%)	35 (32%)	33 (31%)	5 (5%)	0 (0%)	10	0	36%
18	J	[1 - 15]	n=108	10 (9%)	30 (28%)	33 (31%)	20 (19%)	0 (0%)	13	2	22%
19	A	[1 - 15]	n=108	29 (27%)	30 (28%)	14 (13%)	10 (9%)	0 (0%)	24	1	35%
20	J	[1 - 15]	n=108	23 (21%)	18 (17%)	22 (20%)	20 (19%)	0 (0%)	24	1	24%
21	B	[1 - 15]	n=108	12 (11%)	18 (17%)	40 (37%)	11 (10%)	0 (0%)	27	0	22%
22	H	[1 - 15]	n=108	16 (15%)	29 (27%)	12 (11%)	20 (19%)	0 (0%)	30	1	16%
<b>App. (20%)</b>											
23	C	[1 - 15]	n=108	19 (18%)	20 (19%)	15 (14%)	21 (19%)	0 (0%)	33	0	20%
<b>Research Summary (29%)</b>											
<b>Comprehension (26%)</b>											
12	H	[1 - 15]	n=108	14 (13%)	36 (33%)	38 (35%)	18 (17%)	0 (0%)	2	0	36%
25	D	[1 - 15]	n=108	18 (17%)	19 (18%)	27 (25%)	8 (7%)	0 (0%)	35	1	11%
<b>Analysis (29%)</b>											
7	A	[1 - 15]	n=108	44 (41%)	26 (24%)	27 (25%)	10 (9%)	0 (0%)	1	0	41%



## Plan Formative Connection Report

Item	Ans	LMH	N=	A/F	B/G	C/H	D/J	E/K	Omit	Error	% Correct (without omits and errors)
8	G	[1 - 15]	n=108	18 (17%)	47 (44%)	24 (22%)	18 (17%)	0 (0%)	1	0	44%
! 10	G	[1 - 15]	n=108	25 (23%)	31 (29%)	32 (30%)	19 (18%)	0 (0%)	1	0	29%
! 13	B	[1 - 15]	n=108	12 (11%)	34 (31%)	35 (32%)	21 (19%)	0 (0%)	5	1	33%
! 24	G	[1 - 15]	n=108	27 (25%)	21 (19%)	14 (13%)	11 (10%)	0 (0%)	34	1	29%
26	J	[1 - 15]	n=108	12 (11%)	23 (21%)	26 (24%)	11 (10%)	0 (0%)	36	0	15%
27	B	[1 - 15]	n=108	16 (15%)	17 (16%)	24 (22%)	13 (12%)	0 (0%)	38	0	24%
28	H	[1 - 15]	n=108	20 (19%)	29 (27%)	10 (9%)	11 (10%)	0 (0%)	38	0	14%
29	D	[1 - 15]	n=108	13 (12%)	19 (18%)	26 (24%)	11 (10%)	0 (0%)	38	1	16%
App. (32%)											
9	D	[1 - 15]	n=108	16 (15%)	22 (20%)	21 (19%)	45 (42%)	0 (0%)	2	2	43%
! 11	A	[1 - 15]	n=108	32 (30%)	21 (19%)	26 (24%)	27 (25%)	0 (0%)	1	1	30%
30	H	[1 - 15]	n=108	24 (22%)	18 (17%)	11 (10%)	15 (14%)	0 (0%)	40	0	16%
Conflicting Viewpts. (41%)											
Comprehension (51%)											
1	D	[1 - 15]	n=108	17 (16%)	16 (15%)	23 (21%)	52 (48%)	0 (0%)	0	0	48%
4	F	[1 - 15]	n=108	58 (54%)	10 (9%)	16 (15%)	22 (20%)	0 (0%)	0	2	55%
Analysis (37%)											
2	F	[1 - 15]	n=108	55 (51%)	30 (28%)	15 (14%)	8 (7%)	0 (0%)	0	0	51%
6	J	[1 - 15]	n=108	20 (19%)	43 (40%)	19 (18%)	25 (23%)	0 (0%)	0	1	23%
App. (33%)											
3	A	[1 - 15]	n=108	46 (43%)	24 (22%)	29 (27%)	9 (8%)	0 (0%)	0	0	43%
5	B	[1 - 15]	n=108	35 (32%)	25 (23%)	27 (25%)	20 (19%)	0 (0%)	0	1	23%

### Science - 30 items - Score Range 16-23 (60%)

#### Data Representation (56%)

##### Comprehension (67%)

16	H	[16 - 23]	n=332	37 (11%)	26 (8%)	230 (69%)	36 (11%)	0 (0%)	3	0	70%
! 17	D	[16 - 23]	n=332	24 (7%)	84 (25%)	12 (4%)	206 (62%)	0 (0%)	4	2	63%
Analysis (55%)											
! 14	H	[16 - 23]	n=332	68 (20%)	39 (12%)	192 (58%)	32 (10%)	0 (0%)	1	0	58%
15	B	[16 - 23]	n=332	25 (8%)	260 (78%)	25 (8%)	21 (6%)	0 (0%)	1	0	79%
18	J	[16 - 23]	n=332	13 (4%)	70 (21%)	86 (26%)	157 (47%)	0 (0%)	5	1	48%
! 19	A	[16 - 23]	n=332	181 (55%)	79 (24%)	47 (14%)	7 (2%)	0 (0%)	16	2	58%
20	J	[16 - 23]	n=332	37 (11%)	53 (16%)	49 (15%)	166 (50%)	0 (0%)	24	3	54%

## Plan Formative Connection Report

Item	Ans	LMH	N=	A/F	B/G	C/H	D/J	E/K	Omit	Error	% Correct (without omits and errors)
! 21	B	[16 - 23]	n=332	35 (11%)	137 (41%)	98 (30%)	24 (7%)	0 (0%)	35	3	47%
22	H	[16 - 23]	n=332	44 (13%)	46 (14%)	110 (33%)	92 (28%)	0 (0%)	39	1	38%
App. (37%)											
23	C	[16 - 23]	n=332	55 (17%)	66 (20%)	104 (31%)	59 (18%)	0 (0%)	46	2	37%
Research Summary (55%)											
Comprehension (51%)											
! 12	H	[16 - 23]	n=332	35 (11%)	61 (18%)	210 (63%)	24 (7%)	0 (0%)	0	2	64%
25	D	[16 - 23]	n=332	46 (14%)	42 (13%)	77 (23%)	89 (27%)	0 (0%)	78	0	35%
Analysis (55%)											
7	A	[16 - 23]	n=332	265 (80%)	27 (8%)	31 (9%)	5 (2%)	0 (0%)	3	1	81%
8	G	[16 - 23]	n=332	16 (5%)	256 (77%)	43 (13%)	14 (4%)	0 (0%)	2	1	78%
10	G	[16 - 23]	n=332	39 (12%)	180 (54%)	54 (16%)	58 (17%)	0 (0%)	0	1	54%
! 13	B	[16 - 23]	n=332	29 (9%)	197 (59%)	44 (13%)	61 (18%)	0 (0%)	0	1	60%
24	G	[16 - 23]	n=332	53 (16%)	163 (49%)	32 (10%)	20 (6%)	0 (0%)	63	1	61%
26	J	[16 - 23]	n=332	34 (10%)	56 (17%)	58 (17%)	100 (30%)	0 (0%)	83	1	40%
27	B	[16 - 23]	n=332	35 (11%)	108 (33%)	47 (14%)	50 (15%)	0 (0%)	92	0	45%
! 28	H	[16 - 23]	n=332	63 (19%)	66 (20%)	77 (23%)	26 (8%)	0 (0%)	99	1	33%
29	D	[16 - 23]	n=332	67 (20%)	60 (18%)	56 (17%)	46 (14%)	0 (0%)	103	0	20%
App. (56%)											
9	D	[16 - 23]	n=332	11 (3%)	22 (7%)	48 (14%)	249 (75%)	0 (0%)	0	2	75%
! 11	A	[16 - 23]	n=332	188 (57%)	21 (6%)	32 (10%)	89 (27%)	0 (0%)	0	2	57%
30	H	[16 - 23]	n=332	59 (18%)	81 (24%)	63 (19%)	24 (7%)	0 (0%)	104	1	28%
Conflicting Viewpts. (76%)											
Comprehension (87%)											
1	D	[16 - 23]	n=332	15 (5%)	13 (4%)	25 (8%)	278 (84%)	0 (0%)	0	1	84%
4	F	[16 - 23]	n=332	300 (90%)	2 (1%)	10 (3%)	19 (6%)	0 (0%)	0	1	91%
Analysis (69%)											
2	F	[16 - 23]	n=332	256 (77%)	38 (11%)	12 (4%)	26 (8%)	0 (0%)	0	0	77%
! 6	J	[16 - 23]	n=332	16 (5%)	84 (25%)	27 (8%)	202 (61%)	0 (0%)	1	2	61%
App. (71%)											
3	A	[16 - 23]	n=332	279 (84%)	18 (5%)	25 (8%)	10 (3%)	0 (0%)	0	0	84%
! 5	B	[16 - 23]	n=332	54 (16%)	190 (57%)	64 (19%)	23 (7%)	0 (0%)	0	1	57%

### Science - 30 items - Score Range 24+ (89%)

This score report was generated by Cambridge Educational Services, Inc. using an ACT, Inc. Sample/Practice exam. This report is not approved, endorsed, or authorized by ACT, Inc. and should not be viewed or used as such. ACT®, PLAN®, EXPLORE®, WorkKeys®, and College Readiness Standards® are registered trademarks of ACT, Inc., which is not affiliated with Cambridge Educational Services, Inc.

## Plan Formative Connection Report

Item	Ans	LMH	N=	A/F	B/G	C/H	D/J	E/K	Omit	Error	% Correct (without omits and errors)
<b>Data Representation (91%)</b>											
<b>Comprehension (100%)</b>											
16	H	[24-32]	n=16	0 (0%)	0 (0%)	16 (100%)	0 (0%)	0 (0%)	0	0	100%
17	D	[24-32]	n=16	0 (0%)	0 (0%)	0 (0%)	16 (100%)	0 (0%)	0	0	100%
<b>Analysis (91%)</b>											
14	H	[24-32]	n=16	0 (0%)	1 (6%)	15 (94%)	0 (0%)	0 (0%)	0	0	94%
15	B	[24-32]	n=16	0 (0%)	16 (100%)	0 (0%)	0 (0%)	0 (0%)	0	0	100%
! 18	J	[24-32]	n=16	0 (0%)	2 (13%)	1 (6%)	13 (81%)	0 (0%)	0	0	81%
! 19	A	[24-32]	n=16	12 (75%)	2 (13%)	2 (13%)	0 (0%)	0 (0%)	0	0	75%
20	J	[24-32]	n=16	0 (0%)	1 (6%)	0 (0%)	15 (94%)	0 (0%)	0	0	94%
21	B	[24-32]	n=16	0 (0%)	16 (100%)	0 (0%)	0 (0%)	0 (0%)	0	0	100%
22	H	[24-32]	n=16	0 (0%)	0 (0%)	15 (94%)	1 (6%)	0 (0%)	0	0	94%
<b>App. (75%)</b>											
! 23	C	[24-32]	n=16	1 (6%)	1 (6%)	12 (75%)	2 (13%)	0 (0%)	0	0	75%
<b>Research Summary (84%)</b>											
<b>Comprehension (94%)</b>											
12	H	[24-32]	n=16	0 (0%)	0 (0%)	16 (100%)	0 (0%)	0 (0%)	0	0	100%
! 25	D	[24-32]	n=16	1 (6%)	0 (0%)	1 (6%)	14 (88%)	0 (0%)	0	0	88%
<b>Analysis (80%)</b>											
7	A	[24-32]	n=16	16 (100%)	0 (0%)	0 (0%)	0 (0%)	0 (0%)	0	0	100%
8	G	[24-32]	n=16	0 (0%)	15 (94%)	1 (6%)	0 (0%)	0 (0%)	0	0	94%
! 10	G	[24-32]	n=16	0 (0%)	14 (88%)	0 (0%)	2 (13%)	0 (0%)	0	0	88%
13	B	[24-32]	n=16	0 (0%)	15 (94%)	0 (0%)	1 (6%)	0 (0%)	0	0	94%
24	G	[24-32]	n=16	2 (13%)	14 (88%)	0 (0%)	0 (0%)	0 (0%)	0	0	88%
! 26	J	[24-32]	n=16	0 (0%)	1 (6%)	3 (19%)	12 (75%)	0 (0%)	0	0	75%
! 27	B	[24-32]	n=16	1 (6%)	11 (69%)	3 (19%)	0 (0%)	0 (0%)	1	0	73%
! 28	H	[24-32]	n=16	1 (6%)	3 (19%)	11 (69%)	1 (6%)	0 (0%)	0	0	69%
! 29	D	[24-32]	n=16	3 (19%)	3 (19%)	3 (19%)	7 (44%)	0 (0%)	0	0	44%
<b>App. (89%)</b>											
9	D	[24-32]	n=16	0 (0%)	0 (0%)	0 (0%)	16 (100%)	0 (0%)	0	0	100%
11	A	[24-32]	n=16	16 (100%)	0 (0%)	0 (0%)	0 (0%)	0 (0%)	0	0	100%
! 30	H	[24-32]	n=16	2 (13%)	1 (6%)	10 (63%)	2 (13%)	0 (0%)	1	0	67%
<b>Conflicting Viewpts. (97%)</b>											
<b>Comprehension (97%)</b>											



## Plan Formative Connection Report

Item	Ans	LMH	N=	A/F	B/G	C/H	D/J	E/K	Omit	Error	% Correct (without omits and errors)
1	D	[24 - 32]	n=16	1 (6%)	0 (0%)	0 (0%)	15 (94%)	0 (0%)	0	0	94%
4	F	[24 - 32]	n=16	16 (100%)	0 (0%)	0 (0%)	0 (0%)	0 (0%)	0	0	100%
Analysis (97%)											
2	F	[24 - 32]	n=16	16 (100%)	0 (0%)	0 (0%)	0 (0%)	0 (0%)	0	0	100%
6	J	[24 - 32]	n=16	1 (6%)	0 (0%)	0 (0%)	15 (94%)	0 (0%)	0	0	94%
App. (97%)											
3	A	[24 - 32]	n=16	16 (100%)	0 (0%)	0 (0%)	0 (0%)	0 (0%)	0	0	100%
5	B	[24 - 32]	n=16	1 (6%)	15 (94%)	0 (0%)	0 (0%)	0 (0%)	0	0	94%

### English - Score Range 1-15 (40%)

- ! 5 Comma Splices
- ! 10 No Change
- ! 11 Diction
- ! 16 No Change
- ! 18 Fragments
- ! 20 Commas
- ! 25 No Change
- ! 34 Verb Tense
- ! 41 Verb Tense
- ! 49 Approp. Suppor. Mat.

### English - Score Range 16-23 (64%)

- ! 3 Faul. Parallelism
- ! 5 Comma Splices
- ! 8 Eff. Trans. Sent.
- ! 12 Main Idea
- ! 13 Diction
- ! 16 No Change
- ! 33 Fragments
- ! 41 Verb Tense
- ! 43 Run-On Sent.
- ! 49 Approp. Suppor. Mat.

### English - Score Range 24+ (89%)

- ! 8 Eff. Trans. Sent.
- ! 13 Diction
- ! 14 Commas
- ! 15 Conciseness
- ! 26 Conciseness
- ! 33 Fragments
- ! 40 Approp. Suppor. Mat.
- ! 41 Verb Tense

## Plan Formative Connection Report

Item	Ans	LMH	N=	A/F	B/G	C/H	D/J	E/K	Omit	Error	% Correct (without omits and errors)
! 44	No Change										
! 48	Conciseness										

### Mathematics - Score Range 1-15 (37%)

! 12	Complic. Arith. App.
! 13	Tables (Matrices)
! 15	Simple Ineq.
! 16	Lines & Angles
! 17	Solv. Quad. Eq.
! 23	Simple Eq.
! 28	Complex Figures
! 29	Slope of a Line
! 33	Basic Alg. Manip.
! 34	Circles

### Mathematics - Score Range 16-23 (61%)

! 18	Abs. Value
! 21	Complex Figures
! 22	Working w/Tri.
! 25	Bar & Line Graphs
! 26	Geo.
! 27	Working w/Tri.
! 32	Complic. Arith. App.
! 37	Lines & Angles
! 39	Lines & Angles
! 40	Slope of a Line

### Mathematics - Score Range 24+ (85%)

! 25	Bar & Line Graphs
! 29	Slope of a Line
! 31	Proportions
! 32	Complic. Arith. App.
! 33	Basic Alg. Manip.
! 34	Circles
! 36	Function Notation
! 38	Alg.
! 39	Lines & Angles
! 40	Slope of a Line

### Reading - Score Range 1-15 (38%)

! 1	Voice
! 2	Voice
! 4	Explicit Detail
! 5	Explicit Detail
! 6	Explicit Detail
! 7	Implied Idea



## Plan Formative Connection Report

Item	Ans	LMH	N=	A/F	B/G	C/H	D/J	E/K	Omit	Error	% Correct (without omits and errors)
! 9	Main Idea										
! 10	Implied Idea										
! 22	Implied Idea										
! 24	Vocabulary										

### Reading - Score Range 16-23 (61%)

! 2	Voice
! 8	Implied Idea
! 9	Main Idea
! 10	Implied Idea
! 11	App.
! 13	Develop.
! 18	Implied Idea
! 22	Implied Idea
! 23	Implied Idea
! 25	Implied Idea

### Reading - Score Range 24+ (86%)

! 2	Voice
! 5	Explicit Detail
! 11	App.
! 15	Implied Idea
! 16	Explicit Detail
! 18	Implied Idea
! 19	Explicit Detail
! 20	Implied Idea
! 21	Main Idea
! 22	Implied Idea

### Science - Score Range 1-15 (31%)

! 7	Analysis
! 10	Analysis
! 11	App.
! 12	Comprehension
! 13	Analysis
! 14	Analysis
! 15	Analysis
! 16	Comprehension
! 19	Analysis
! 24	Analysis

### Science - Score Range 16-23 (60%)

! 5	App.
! 6	Analysis
! 11	App.
! 12	Comprehension

## Plan Formative Connection Report

Item	Ans	LMH	N=	A/F	B/G	C/H	D/J	E/K	Omit	Error	% Correct (without omits and errors)
! 13	Analysis										
! 14	Analysis										
! 17	Comprehension										
! 19	Analysis										
! 21	Analysis										
! 28	Analysis										

### Science - Score Range 24+ (89%)

! 10	Analysis
! 18	Analysis
! 19	Analysis
! 23	App.
! 25	Comprehension
! 26	Analysis
! 27	Analysis
! 28	Analysis
! 29	Analysis
! 30	App.

This score report was generated by Cambridge Educational Services, Inc. using an ACT, Inc. Sample/Practice exam. This report is not approved, endorsed, or authorized by ACT, Inc. and should not be viewed or used as such. ACT®, PLAN®, EXPLORE®, WorkKeys®, and College Readiness Standards® are registered trademarks of ACT, Inc., which is not affiliated with Cambridge Educational Services, Inc.

## Plan Error Analysis By College Readiness Standards™

Item	Ans	Range	N=	Lvl 2	Lvl 3	Lvl 4	A/F	B/G	C/H	D/J	E/K	Omit	Error	% Correct (without omits and errors)
<b>English (Level 1) - 50 items (50%)</b>														
1	B	[28 - 36]	n=1	UM	Grammar & Usage	Diction	0 (0%)	1 (100%)	0 (0%)	0 (0%)	0 (0%)	0	0	100%
		[24 - 27]	n=12				1 (8%)	11 (92%)	0 (0%)	0 (0%)	0 (0%)	0	0	92%
		[20 - 23]	n=37				4 (11%)	32 (86%)	1 (3%)	0 (0%)	0 (0%)	0	0	86%
		[16 - 19]	n=112				40 (36%)	69 (62%)	1 (1%)	1 (1%)	0 (0%)	1	0	62%
		[1 - 15]	n=293				79 (27%)	183 (62%)	19 (6%)	12 (4%)	0 (0%)	0	0	62%
2	J	[28 - 36]	n=1	UM	Sent. Struct.	Misplaced Modifiers	0 (0%)	0 (0%)	0 (0%)	1 (100%)	0 (0%)	0	0	100%
		[24 - 27]	n=12				1 (8%)	1 (8%)	0 (0%)	10 (83%)	0 (0%)	0	0	83%
		[20 - 23]	n=37				1 (3%)	3 (8%)	1 (3%)	32 (86%)	0 (0%)	0	0	86%
		[16 - 19]	n=112				6 (5%)	14 (13%)	3 (3%)	89 (79%)	0 (0%)	0	0	79%
		[1 - 15]	n=293				21 (7%)	46 (16%)	12 (4%)	211 (72%)	0 (0%)	1	2	73%
3	B	[28 - 36]	n=1	UM	Sent. Struct.	Fault Parallelism	0 (0%)	1 (100%)	0 (0%)	0 (0%)	0 (0%)	0	0	100%
		[24 - 27]	n=12				2 (17%)	10 (83%)	0 (0%)	0 (0%)	0 (0%)	0	0	83%
		[20 - 23]	n=37				7 (19%)	21 (57%)	0 (0%)	9 (24%)	0 (0%)	0	0	57%
		[16 - 19]	n=112				10 (9%)	68 (61%)	6 (5%)	28 (25%)	0 (0%)	0	0	61%
		[1 - 15]	n=293				44 (15%)	114 (39%)	8 (3%)	125 (43%)	0 (0%)	0	2	39%
4	J	[28 - 36]	n=1	UM	Grammar & Usage	Diction	0 (0%)	0 (0%)	0 (0%)	1 (100%)	0 (0%)	0	0	100%
		[24 - 27]	n=12				0 (0%)	0 (0%)	0 (0%)	12 (100%)	0 (0%)	0	0	100%
		[20 - 23]	n=37				5 (14%)	2 (5%)	0 (0%)	30 (81%)	0 (0%)	0	0	81%
		[16 - 19]	n=112				13 (12%)	6 (5%)	5 (4%)	88 (79%)	0 (0%)	0	0	79%
		[1 - 15]	n=293				54 (18%)	13 (4%)	20 (7%)	204 (70%)	0 (0%)	2	0	70%
5	C	[28 - 36]	n=1	UM	Sent. Struct.	Comma Splices	0 (0%)	0 (0%)	1 (100%)	0 (0%)	0 (0%)	0	0	100%
		[24 - 27]	n=12				3 (25%)	0 (0%)	9 (75%)	0 (0%)	0 (0%)	0	0	75%
		[20 - 23]	n=37				13 (35%)	1 (3%)	23 (62%)	0 (0%)	0 (0%)	0	0	62%
		[16 - 19]	n=112				33 (29%)	8 (7%)	69 (62%)	2 (2%)	0 (0%)	0	0	62%
		[1 - 15]	n=293				111 (38%)	33 (11%)	145 (49%)	4 (1%)	0 (0%)	0	0	49%
6	F	[28 - 36]	n=1	RH	No Change		1 (100%)	0 (0%)	0 (0%)	0 (0%)	0 (0%)	0	0	100%
		[24 - 27]	n=12				12 (100%)	0 (0%)	0 (0%)	0 (0%)	0 (0%)	0	0	100%
		[20 - 23]	n=37				30 (81%)	3 (8%)	1 (3%)	3 (8%)	0 (0%)	0	0	81%
		[16 - 19]	n=112				78 (70%)	5 (4%)	10 (9%)	18 (16%)	0 (0%)	1	0	70%
		[1 - 15]	n=293				132 (45%)	18 (6%)	52 (18%)	90 (31%)	0 (0%)	1	0	45%
7	C	[28 - 36]	n=1	RH	Strategy	Eff. Concl. Sent.	0 (0%)	0 (0%)	1 (100%)	0 (0%)	0 (0%)	0	0	100%

This score report was generated by Cambridge Educational Services, Inc. using an ACT, Inc. Sample/Practice exam. This report is not approved, endorsed, or authorized by ACT, Inc. and should not be viewed or used as such. ACT®, PLAN®, EXPLORE®, WorkKeys®, and College Readiness Standards® are registered trademarks of ACT, Inc., which is not affiliated with Cambridge Educational Services, Inc.



## Plan Error Analysis By College Readiness Standards

Item	Ans	Range	N=	Lvl 2	Lvl 3	Lvl 4	A/F	B/G	C/H	D/J	E/K	Omit	Error	% Correct (without omits and errors)
		[24 - 27]	n=12				2 (17%)	0 (0%)	10 (83%)	0 (0%)	0 (0%)	0	0	83%
		[20 - 23]	n=37				11 (30%)	1 (3%)	25 (68%)	0 (0%)	0 (0%)	0	0	68%
		[16 - 19]	n=112				28 (25%)	7 (6%)	71 (63%)	5 (4%)	0 (0%)	0	1	64%
		[1 - 15]	n=293				121 (41%)	48 (16%)	100 (34%)	21 (7%)	0 (0%)	3	0	34%
8	G	[28 - 36]	n=1	RH	Strategy	Eff. Trans. Sent.	0 (0%)	1 (100%)	0 (0%)	0 (0%)	0 (0%)	0	0	100%
		[24 - 27]	n=12				3 (25%)	9 (75%)	0 (0%)	0 (0%)	0 (0%)	0	0	75%
		[20 - 23]	n=37				7 (19%)	23 (62%)	2 (5%)	5 (14%)	0 (0%)	0	0	62%
		[16 - 19]	n=112				28 (25%)	48 (43%)	13 (12%)	21 (19%)	0 (0%)	2	0	44%
		[1 - 15]	n=293				102 (35%)	84 (29%)	41 (14%)	64 (22%)	0 (0%)	1	1	29%
9	B	[28 - 36]	n=1	UM	Sent. Struct.	Unintended Meanings	0 (0%)	1 (100%)	0 (0%)	0 (0%)	0 (0%)	0	0	100%
		[24 - 27]	n=12				0 (0%)	12 (100%)	0 (0%)	0 (0%)	0 (0%)	0	0	100%
		[20 - 23]	n=37				3 (8%)	32 (86%)	1 (3%)	1 (3%)	0 (0%)	0	0	86%
		[16 - 19]	n=112				24 (21%)	82 (73%)	3 (3%)	2 (2%)	0 (0%)	1	0	74%
		[1 - 15]	n=293				112 (38%)	127 (43%)	41 (14%)	12 (4%)	0 (0%)	1	0	43%
10	F	[28 - 36]	n=1	UM	No Change		1 (100%)	0 (0%)	0 (0%)	0 (0%)	0 (0%)	0	0	100%
		[24 - 27]	n=12				12 (100%)	0 (0%)	0 (0%)	0 (0%)	0 (0%)	0	0	100%
		[20 - 23]	n=37				35 (95%)	0 (0%)	0 (0%)	2 (5%)	0 (0%)	0	0	95%
		[16 - 19]	n=112				89 (79%)	3 (3%)	6 (5%)	12 (11%)	0 (0%)	2	0	81%
		[1 - 15]	n=293				145 (49%)	48 (16%)	34 (12%)	66 (23%)	0 (0%)	0	0	49%
11	B	[28 - 36]	n=1	UM	Grammar & Usage	Diction	0 (0%)	0 (0%)	1 (100%)	0 (0%)	0 (0%)	0	0	0%
		[24 - 27]	n=12				0 (0%)	12 (100%)	0 (0%)	0 (0%)	0 (0%)	0	0	100%
		[20 - 23]	n=37				0 (0%)	35 (95%)	1 (3%)	1 (3%)	0 (0%)	0	0	95%
		[16 - 19]	n=112				2 (2%)	90 (80%)	1 (1%)	19 (17%)	0 (0%)	0	0	80%
		[1 - 15]	n=293				32 (11%)	142 (48%)	7 (2%)	111 (38%)	0 (0%)	0	1	49%
12	J	[28 - 36]	n=1	RH	Strategy	Main Idea	0 (0%)	0 (0%)	0 (0%)	1 (100%)	0 (0%)	0	0	100%
		[24 - 27]	n=12				0 (0%)	1 (8%)	0 (0%)	11 (92%)	0 (0%)	0	0	92%
		[20 - 23]	n=37				4 (11%)	2 (5%)	1 (3%)	30 (81%)	0 (0%)	0	0	81%
		[16 - 19]	n=112				15 (13%)	16 (14%)	18 (16%)	62 (55%)	0 (0%)	1	0	56%
		[1 - 15]	n=293				57 (19%)	78 (27%)	43 (15%)	112 (38%)	0 (0%)	3	0	39%
13	C	[28 - 36]	n=1	UM	Grammar & Usage	Diction	0 (0%)	0 (0%)	1 (100%)	0 (0%)	0 (0%)	0	0	100%
		[24 - 27]	n=12				1 (8%)	0 (0%)	7 (58%)	4 (33%)	0 (0%)	0	0	58%
		[20 - 23]	n=37				6 (16%)	2 (5%)	18 (49%)	11 (30%)	0 (0%)	0	0	49%

This score report was generated by Cambridge Educational Services, Inc. using an ACT, Inc. Sample/Practice exam. This report is not approved, endorsed, or authorized by ACT, Inc. and should not be viewed or used as such. ACT, PLAN, EXPLORE, WorkKeys, and College Readiness Standards are registered trademarks of ACT, Inc., which is not affiliated with Cambridge Educational Services, Inc.

## Plan Error Analysis By College Readiness Standards

Item	Ans	Range	N=	Lvl 2	Lvl 3	Lvl 4	A/F	B/G	C/H	D/J	E/K	Omit	Error	% Correct (without omits and errors)
		[16 - 19]	n=112				22 (20%)	7 (6%)	54 (48%)	29 (26%)	0 (0%)	0	0	48%
		[1 - 15]	n=293				77 (26%)	54 (18%)	92 (31%)	69 (24%)	0 (0%)	0	1	32%
14	H	[28 - 36]	n=1	UM	Punctuation	Commas	0 (0%)	0 (0%)	1 (100%)	0 (0%)	0 (0%)	0	0	100%
		[24 - 27]	n=12				0 (0%)	3 (25%)	8 (67%)	1 (8%)	0 (0%)	0	0	67%
		[20 - 23]	n=37				4 (11%)	9 (24%)	19 (51%)	5 (14%)	0 (0%)	0	0	51%
		[16 - 19]	n=112				14 (13%)	46 (41%)	35 (31%)	17 (15%)	0 (0%)	0	0	31%
		[1 - 15]	n=293				74 (25%)	141 (48%)	52 (18%)	26 (9%)	0 (0%)	0	0	18%
15	C	[28 - 36]	n=1	RH	Style	Conciseness	0 (0%)	0 (0%)	1 (100%)	0 (0%)	0 (0%)	0	0	100%
		[24 - 27]	n=12				1 (8%)	2 (17%)	9 (75%)	0 (0%)	0 (0%)	0	0	75%
		[20 - 23]	n=37				13 (35%)	6 (16%)	14 (38%)	4 (11%)	0 (0%)	0	0	38%
		[16 - 19]	n=112				21 (19%)	38 (34%)	33 (29%)	20 (18%)	0 (0%)	0	0	29%
		[1 - 15]	n=293				51 (17%)	106 (36%)	62 (21%)	74 (25%)	0 (0%)	0	0	21%
16	F	[28 - 36]	n=1	UM	No Change		0 (0%)	0 (0%)	1 (100%)	0 (0%)	0 (0%)	0	0	0%
		[24 - 27]	n=12				10 (83%)	0 (0%)	1 (8%)	1 (8%)	0 (0%)	0	0	83%
		[20 - 23]	n=37				29 (78%)	3 (8%)	4 (11%)	1 (3%)	0 (0%)	0	0	78%
		[16 - 19]	n=112				65 (58%)	23 (21%)	15 (13%)	9 (8%)	0 (0%)	0	0	58%
		[1 - 15]	n=293				152 (52%)	48 (16%)	37 (13%)	56 (19%)	0 (0%)	0	0	52%
17	D	[28 - 36]	n=1	UM	Punctuation	Commas	0 (0%)	0 (0%)	0 (0%)	1 (100%)	0 (0%)	0	0	100%
		[24 - 27]	n=12				1 (8%)	0 (0%)	0 (0%)	11 (92%)	0 (0%)	0	0	92%
		[20 - 23]	n=37				1 (3%)	1 (3%)	0 (0%)	35 (95%)	0 (0%)	0	0	95%
		[16 - 19]	n=112				8 (7%)	6 (5%)	0 (0%)	98 (88%)	0 (0%)	0	0	88%
		[1 - 15]	n=293				76 (26%)	14 (5%)	8 (3%)	194 (66%)	0 (0%)	1	0	66%
18	G	[28 - 36]	n=1	UM	Sent. Struct.	Fragments	0 (0%)	1 (100%)	0 (0%)	0 (0%)	0 (0%)	0	0	100%
		[24 - 27]	n=12				0 (0%)	11 (92%)	1 (8%)	0 (0%)	0 (0%)	0	0	92%
		[20 - 23]	n=37				3 (8%)	34 (92%)	0 (0%)	0 (0%)	0 (0%)	0	0	92%
		[16 - 19]	n=112				15 (13%)	83 (74%)	8 (7%)	6 (5%)	0 (0%)	0	0	74%
		[1 - 15]	n=293				53 (18%)	145 (49%)	54 (18%)	38 (13%)	0 (0%)	3	0	50%
19	A	[28 - 36]	n=1	RH	No Change		1 (100%)	0 (0%)	0 (0%)	0 (0%)	0 (0%)	0	0	100%
		[24 - 27]	n=12				12 (100%)	0 (0%)	0 (0%)	0 (0%)	0 (0%)	0	0	100%
		[20 - 23]	n=37				36 (97%)	0 (0%)	0 (0%)	1 (3%)	0 (0%)	0	0	97%
		[16 - 19]	n=112				95 (85%)	2 (2%)	6 (5%)	9 (8%)	0 (0%)	0	0	85%
		[1 - 15]	n=293				171 (58%)	10 (3%)	35 (12%)	76 (26%)	0 (0%)	1	0	59%

## Plan Error Analysis By College Readiness Standards

Item	Ans	Range	N=	Lvl 2	Lvl 3	Lvl 4	A/F	B/G	C/H	D/J	E/K	Omit	Error	% Correct (without omits and errors)
20	H	[28 - 36]	n=1	UM	Punctuation	Commas	0 (0%)	0 (0%)	1 (100%)	0 (0%)	0 (0%)	0	0	100%
		[24 - 27]	n=12				1 (8%)	0 (0%)	11 (92%)	0 (0%)	0 (0%)	0	0	92%
		[20 - 23]	n=37				3 (8%)	0 (0%)	34 (92%)	0 (0%)	0 (0%)	0	0	92%
		[16 - 19]	n=112				8 (7%)	5 (4%)	88 (79%)	11 (10%)	0 (0%)	0	0	79%
		[1 - 15]	n=293				39 (13%)	27 (9%)	132 (45%)	94 (32%)	0 (0%)	1	0	45%
21	A	[28 - 36]	n=1	UM	No Change		1 (100%)	0 (0%)	0 (0%)	0 (0%)	0 (0%)	0	0	100%
		[24 - 27]	n=12				11 (92%)	0 (0%)	0 (0%)	1 (8%)	0 (0%)	0	0	92%
		[20 - 23]	n=37				29 (78%)	2 (5%)	0 (0%)	6 (16%)	0 (0%)	0	0	78%
		[16 - 19]	n=112				68 (61%)	13 (12%)	7 (6%)	24 (21%)	0 (0%)	0	0	61%
		[1 - 15]	n=293				105 (36%)	82 (28%)	42 (14%)	62 (21%)	0 (0%)	2	0	36%
22	F	[28 - 36]	n=1	UM	No Change		1 (100%)	0 (0%)	0 (0%)	0 (0%)	0 (0%)	0	0	100%
		[24 - 27]	n=12				12 (100%)	0 (0%)	0 (0%)	0 (0%)	0 (0%)	0	0	100%
		[20 - 23]	n=37				34 (92%)	1 (3%)	1 (3%)	1 (3%)	0 (0%)	0	0	92%
		[16 - 19]	n=112				91 (81%)	5 (4%)	3 (3%)	13 (12%)	0 (0%)	0	0	81%
		[1 - 15]	n=293				166 (57%)	29 (10%)	33 (11%)	63 (22%)	0 (0%)	2	0	57%
23	D	[28 - 36]	n=1	RH	Style	Idiomatic Expr.	0 (0%)	0 (0%)	0 (0%)	1 (100%)	0 (0%)	0	0	100%
		[24 - 27]	n=12				0 (0%)	1 (8%)	0 (0%)	11 (92%)	0 (0%)	0	0	92%
		[20 - 23]	n=37				4 (11%)	3 (8%)	0 (0%)	30 (81%)	0 (0%)	0	0	81%
		[16 - 19]	n=112				28 (25%)	9 (8%)	3 (3%)	72 (64%)	0 (0%)	0	0	64%
		[1 - 15]	n=293				68 (23%)	84 (29%)	15 (5%)	124 (42%)	0 (0%)	2	0	43%
24	G	[28 - 36]	n=1	UM	Grammar & Usage	Adj. vs. Adv.	0 (0%)	1 (100%)	0 (0%)	0 (0%)	0 (0%)	0	0	100%
		[24 - 27]	n=12				0 (0%)	12 (100%)	0 (0%)	0 (0%)	0 (0%)	0	0	100%
		[20 - 23]	n=37				3 (8%)	32 (86%)	2 (5%)	0 (0%)	0 (0%)	0	0	86%
		[16 - 19]	n=112				22 (20%)	77 (69%)	9 (8%)	4 (4%)	0 (0%)	0	0	69%
		[1 - 15]	n=293				111 (38%)	83 (28%)	74 (25%)	23 (8%)	0 (0%)	2	0	29%
25	A	[28 - 36]	n=1	RH	No Change		1 (100%)	0 (0%)	0 (0%)	0 (0%)	0 (0%)	0	0	100%
		[24 - 27]	n=12				11 (92%)	0 (0%)	1 (8%)	0 (0%)	0 (0%)	0	0	92%
		[20 - 23]	n=37				33 (89%)	3 (8%)	1 (3%)	0 (0%)	0 (0%)	0	0	89%
		[16 - 19]	n=112				89 (79%)	12 (11%)	7 (6%)	4 (4%)	0 (0%)	0	0	79%
		[1 - 15]	n=293				131 (45%)	103 (35%)	37 (13%)	18 (6%)	0 (0%)	4	0	45%
26	H	[28 - 36]	n=1	RH	Style	Conciseness	0 (0%)	0 (0%)	1 (100%)	0 (0%)	0 (0%)	0	0	100%
		[24 - 27]	n=12				1 (8%)	1 (8%)	9 (75%)	1 (8%)	0 (0%)	0	0	75%



## Plan Error Analysis By College Readiness Standards

Item	Ans	Range	N=	Lvl 2	Lvl 3	Lvl 4	A/F	B/G	C/H	D/J	E/K	Omit	Error	% Correct (without omits and errors)
		[20 - 23]	n=37				1 (3%)	5 (14%)	24 (65%)	7 (19%)	0 (0%)	0	0	65%
		[16 - 19]	n=112				17 (15%)	18 (16%)	41 (37%)	35 (31%)	0 (0%)	0	1	37%
		[1 - 15]	n=293				81 (28%)	28 (10%)	59 (20%)	121 (41%)	0 (0%)	4	0	20%
27	C	[28 - 36]	n=1	RH	Strategy	Eff. Trans. Sent.	0 (0%)	0 (0%)	1 (100%)	0 (0%)	0 (0%)	0	0	100%
		[24 - 27]	n=12				0 (0%)	0 (0%)	12 (100%)	0 (0%)	0 (0%)	0	0	100%
		[20 - 23]	n=37				3 (8%)	1 (3%)	33 (89%)	0 (0%)	0 (0%)	0	0	89%
		[16 - 19]	n=112				11 (10%)	0 (0%)	101 (90%)	0 (0%)	0 (0%)	0	0	90%
		[1 - 15]	n=293				67 (23%)	22 (8%)	188 (64%)	11 (4%)	0 (0%)	5	0	65%
28	G	[28 - 36]	n=1	UM	Grammar & Usage	Pronoun Usage	0 (0%)	1 (100%)	0 (0%)	0 (0%)	0 (0%)	0	0	100%
		[24 - 27]	n=12				0 (0%)	12 (100%)	0 (0%)	0 (0%)	0 (0%)	0	0	100%
		[20 - 23]	n=37				7 (19%)	19 (51%)	10 (27%)	0 (0%)	0 (0%)	1	0	53%
		[16 - 19]	n=112				27 (24%)	47 (42%)	29 (26%)	8 (7%)	0 (0%)	0	1	42%
		[1 - 15]	n=293				50 (17%)	66 (23%)	120 (41%)	48 (16%)	0 (0%)	8	1	23%
29	D	[28 - 36]	n=1	UM	Sent. Struct.	Faul. Parallelism	0 (0%)	0 (0%)	0 (0%)	1 (100%)	0 (0%)	0	0	100%
		[24 - 27]	n=12				0 (0%)	0 (0%)	1 (8%)	11 (92%)	0 (0%)	0	0	92%
		[20 - 23]	n=37				2 (5%)	4 (11%)	12 (32%)	19 (51%)	0 (0%)	0	0	51%
		[16 - 19]	n=112				16 (14%)	22 (20%)	34 (30%)	40 (36%)	0 (0%)	0	0	36%
		[1 - 15]	n=293				87 (30%)	69 (24%)	98 (33%)	28 (10%)	0 (0%)	11	0	10%
30	F	[28 - 36]	n=1	RH	Org.	Sent.-Lev. Struct.	1 (100%)	0 (0%)	0 (0%)	0 (0%)	0 (0%)	0	0	100%
		[24 - 27]	n=12				10 (83%)	1 (8%)	0 (0%)	1 (8%)	0 (0%)	0	0	83%
		[20 - 23]	n=37				32 (86%)	1 (3%)	0 (0%)	4 (11%)	0 (0%)	0	0	86%
		[16 - 19]	n=112				80 (71%)	12 (11%)	1 (1%)	19 (17%)	0 (0%)	0	0	71%
		[1 - 15]	n=293				157 (54%)	32 (11%)	41 (14%)	42 (14%)	0 (0%)	20	1	58%
31	A	[28 - 36]	n=1	RH	Strategy	Eff. Trans. Sent.	1 (100%)	0 (0%)	0 (0%)	0 (0%)	0 (0%)	0	0	100%
		[24 - 27]	n=12				10 (83%)	1 (8%)	1 (8%)	0 (0%)	0 (0%)	0	0	83%
		[20 - 23]	n=37				20 (54%)	9 (24%)	5 (14%)	3 (8%)	0 (0%)	0	0	54%
		[16 - 19]	n=112				29 (26%)	39 (35%)	15 (13%)	28 (25%)	0 (0%)	0	1	26%
		[1 - 15]	n=293				38 (13%)	108 (37%)	55 (19%)	58 (20%)	0 (0%)	34	0	15%
32	F	[28 - 36]	n=1	RH	No Change		1 (100%)	0 (0%)	0 (0%)	0 (0%)	0 (0%)	0	0	100%
		[24 - 27]	n=12				12 (100%)	0 (0%)	0 (0%)	0 (0%)	0 (0%)	0	0	100%
		[20 - 23]	n=37				33 (89%)	1 (3%)	3 (8%)	0 (0%)	0 (0%)	0	0	89%
		[16 - 19]	n=112				81 (72%)	13 (12%)	15 (13%)	3 (3%)	0 (0%)	0	0	72%

## Plan Error Analysis By College Readiness Standards

Item	Ans	Range	N=	Lvl 2	Lvl 3	Lvl 4	A/F	B/G	C/H	D/J	E/K	Omit	Error	% Correct (without omits and errors)
		[1 - 15]	n=293				129 (44%)	41 (14%)	60 (20%)	24 (8%)	0 (0%)	38	1	51%
33	B	[28 - 36]	n=1	UM	Sent. Struct.	Fragments	0 (0%)	1 (100%)	0 (0%)	0 (0%)	0 (0%)	0	0	100%
		[24 - 27]	n=12				1 (8%)	7 (58%)	1 (8%)	3 (25%)	0 (0%)	0	0	58%
		[20 - 23]	n=37				2 (5%)	27 (73%)	1 (3%)	7 (19%)	0 (0%)	0	0	73%
		[16 - 19]	n=112				6 (5%)	53 (47%)	14 (13%)	39 (35%)	0 (0%)	0	0	47%
		[1 - 15]	n=293				39 (13%)	84 (29%)	63 (22%)	61 (21%)	0 (0%)	46	0	34%
34	H	[28 - 36]	n=1	UM	Grammar & Usage	Verb Tense	0 (0%)	0 (0%)	1 (100%)	0 (0%)	0 (0%)	0	0	100%
		[24 - 27]	n=12				0 (0%)	0 (0%)	12 (100%)	0 (0%)	0 (0%)	0	0	100%
		[20 - 23]	n=37				1 (3%)	0 (0%)	35 (95%)	1 (3%)	0 (0%)	0	0	95%
		[16 - 19]	n=112				8 (7%)	6 (5%)	96 (86%)	1 (1%)	0 (0%)	0	1	86%
		[1 - 15]	n=293				41 (14%)	65 (22%)	105 (36%)	31 (11%)	0 (0%)	51	0	43%
35	B	[28 - 36]	n=1	UM	Grammar & Usage	Adj. vs. Adv.	0 (0%)	1 (100%)	0 (0%)	0 (0%)	0 (0%)	0	0	100%
		[24 - 27]	n=12				0 (0%)	12 (100%)	0 (0%)	0 (0%)	0 (0%)	0	0	100%
		[20 - 23]	n=37				0 (0%)	36 (97%)	1 (3%)	0 (0%)	0 (0%)	0	0	97%
		[16 - 19]	n=112				15 (13%)	87 (78%)	8 (7%)	1 (1%)	0 (0%)	1	0	78%
		[1 - 15]	n=293				64 (22%)	108 (37%)	52 (18%)	13 (4%)	0 (0%)	56	0	46%
36	J	[28 - 36]	n=1	UM	Punctuation	Commas	0 (0%)	0 (0%)	0 (0%)	1 (100%)	0 (0%)	0	0	100%
		[24 - 27]	n=12				0 (0%)	0 (0%)	0 (0%)	12 (100%)	0 (0%)	0	0	100%
		[20 - 23]	n=37				2 (5%)	1 (3%)	0 (0%)	34 (92%)	0 (0%)	0	0	92%
		[16 - 19]	n=112				12 (11%)	9 (8%)	4 (4%)	86 (77%)	0 (0%)	1	0	77%
		[1 - 15]	n=293				38 (13%)	55 (19%)	21 (7%)	116 (40%)	0 (0%)	63	0	50%
37	D	[28 - 36]	n=1	UM	Sent. Struct.	Fragments	0 (0%)	0 (0%)	0 (0%)	1 (100%)	0 (0%)	0	0	100%
		[24 - 27]	n=12				0 (0%)	0 (0%)	1 (8%)	11 (92%)	0 (0%)	0	0	92%
		[20 - 23]	n=37				5 (14%)	8 (22%)	0 (0%)	24 (65%)	0 (0%)	0	0	65%
		[16 - 19]	n=112				22 (20%)	34 (30%)	8 (7%)	47 (42%)	0 (0%)	1	0	42%
		[1 - 15]	n=293				80 (27%)	53 (18%)	28 (10%)	61 (21%)	0 (0%)	71	0	27%
38	J	[28 - 36]	n=1	RH	Strategy	Approp. Suppor. Mat.	0 (0%)	0 (0%)	0 (0%)	1 (100%)	0 (0%)	0	0	100%
		[24 - 27]	n=12				1 (8%)	0 (0%)	1 (8%)	10 (83%)	0 (0%)	0	0	83%
		[20 - 23]	n=37				12 (32%)	3 (8%)	2 (5%)	20 (54%)	0 (0%)	0	0	54%
		[16 - 19]	n=112				53 (47%)	17 (15%)	14 (13%)	23 (21%)	0 (0%)	5	0	21%
		[1 - 15]	n=293				90 (31%)	53 (18%)	47 (16%)	20 (7%)	0 (0%)	83	0	10%
39	B	[28 - 36]	n=1	UM	Sent. Struct.	Comma Splices	0 (0%)	1 (100%)	0 (0%)	0 (0%)	0 (0%)	0	0	100%

## Plan Error Analysis By College Readiness Standards

Item	Ans	Range	N=	Lvl 2	Lvl 3	Lvl 4	A/F	B/G	C/H	D/J	E/K	Omit	Error	% Correct (without omits and errors)
		[24 - 27]	n=12				0 (0%)	12 (100%)	0 (0%)	0 (0%)	0 (0%)	0	0	100%
		[20 - 23]	n=37				1 (3%)	32 (86%)	0 (0%)	4 (11%)	0 (0%)	0	0	86%
		[16 - 19]	n=112				15 (13%)	78 (70%)	2 (2%)	12 (11%)	0 (0%)	5	0	73%
		[1 - 15]	n=293				29 (10%)	98 (33%)	22 (8%)	49 (17%)	0 (0%)	95	0	49%
40	J	[28 - 36]	n=1	RH	Strategy	Approp. Suppor. Mat.	0 (0%)	0 (0%)	0 (0%)	1 (100%)	0 (0%)	0	0	100%
		[24 - 27]	n=12				4 (33%)	0 (0%)	0 (0%)	8 (67%)	0 (0%)	0	0	67%
		[20 - 23]	n=37				8 (22%)	3 (8%)	3 (8%)	23 (62%)	0 (0%)	0	0	62%
		[16 - 19]	n=112				41 (37%)	22 (20%)	5 (4%)	32 (29%)	0 (0%)	12	0	32%
		[1 - 15]	n=293				75 (26%)	42 (14%)	41 (14%)	33 (11%)	0 (0%)	102	0	17%
41	D	[28 - 36]	n=1	UM	Grammar & Usage	Verb Tense	0 (0%)	0 (0%)	0 (0%)	1 (100%)	0 (0%)	0	0	100%
		[24 - 27]	n=12				1 (8%)	1 (8%)	2 (17%)	8 (67%)	0 (0%)	0	0	67%
		[20 - 23]	n=37				0 (0%)	6 (16%)	6 (16%)	25 (68%)	0 (0%)	0	0	68%
		[16 - 19]	n=112				11 (10%)	19 (17%)	25 (22%)	43 (38%)	0 (0%)	14	0	44%
		[1 - 15]	n=293				25 (9%)	63 (22%)	42 (14%)	51 (17%)	0 (0%)	112	0	28%
42	G	[28 - 36]	n=1	UM	Grammar & Usage	Diction	0 (0%)	1 (100%)	0 (0%)	0 (0%)	0 (0%)	0	0	100%
		[24 - 27]	n=12				0 (0%)	12 (100%)	0 (0%)	0 (0%)	0 (0%)	0	0	100%
		[20 - 23]	n=37				1 (3%)	35 (95%)	1 (3%)	0 (0%)	0 (0%)	0	0	95%
		[16 - 19]	n=112				7 (6%)	70 (63%)	18 (16%)	2 (2%)	0 (0%)	14	1	72%
		[1 - 15]	n=293				23 (8%)	89 (30%)	54 (18%)	12 (4%)	0 (0%)	115	0	50%
43	D	[28 - 36]	n=1	UM	Sent. Struct.	Run-On Sent.	0 (0%)	0 (0%)	0 (0%)	1 (100%)	0 (0%)	0	0	100%
		[24 - 27]	n=12				0 (0%)	0 (0%)	1 (8%)	11 (92%)	0 (0%)	0	0	92%
		[20 - 23]	n=37				1 (3%)	5 (14%)	2 (5%)	29 (78%)	0 (0%)	0	0	78%
		[16 - 19]	n=112				15 (13%)	14 (13%)	20 (18%)	42 (38%)	0 (0%)	20	1	46%
		[1 - 15]	n=293				34 (12%)	52 (18%)	45 (15%)	38 (13%)	0 (0%)	122	2	22%
44	F	[28 - 36]	n=1	RH	No Change		1 (100%)	0 (0%)	0 (0%)	0 (0%)	0 (0%)	0	0	100%
		[24 - 27]	n=12				9 (75%)	1 (8%)	0 (0%)	2 (17%)	0 (0%)	0	0	75%
		[20 - 23]	n=37				24 (65%)	7 (19%)	0 (0%)	5 (14%)	0 (0%)	1	0	67%
		[16 - 19]	n=112				61 (54%)	14 (13%)	5 (4%)	10 (9%)	0 (0%)	22	0	68%
		[1 - 15]	n=293				58 (20%)	47 (16%)	24 (8%)	33 (11%)	0 (0%)	131	0	36%
45	C	[28 - 36]	n=1	UM	Punctuation	Commas	0 (0%)	0 (0%)	1 (100%)	0 (0%)	0 (0%)	0	0	100%
		[24 - 27]	n=12				1 (8%)	0 (0%)	11 (92%)	0 (0%)	0 (0%)	0	0	92%
		[20 - 23]	n=37				2 (5%)	2 (5%)	30 (81%)	1 (3%)	0 (0%)	2	0	86%



## Plan Error Analysis By College Readiness Standards

Item	Ans	Range	N=	Lvl 2	Lvl 3	Lvl 4	A/F	B/G	C/H	D/J	E/K	Omit	Error	% Correct (without omits and errors)
		[16 - 19]	n=112				7 (6%)	10 (9%)	56 (50%)	15 (13%)	0 (0%)	24	0	64%
		[1 - 15]	n=293				22 (8%)	39 (13%)	67 (23%)	33 (11%)	0 (0%)	132	0	42%
46	J	[28 - 36]	n=1	RH	Strategy	Eff. Trans. Sent.	0 (0%)	0 (0%)	0 (0%)	1 (100%)	0 (0%)	0	0	100%
		[24 - 27]	n=12				0 (0%)	0 (0%)	0 (0%)	12 (100%)	0 (0%)	0	0	100%
		[20 - 23]	n=37				7 (19%)	10 (27%)	3 (8%)	15 (41%)	0 (0%)	2	0	43%
		[16 - 19]	n=112				31 (28%)	19 (17%)	16 (14%)	17 (15%)	0 (0%)	29	0	20%
		[1 - 15]	n=293				39 (13%)	51 (17%)	52 (18%)	13 (4%)	0 (0%)	138	0	8%
47	A	[28 - 36]	n=1	UM	No Change		1 (100%)	0 (0%)	0 (0%)	0 (0%)	0 (0%)	0	0	100%
		[24 - 27]	n=12				10 (83%)	1 (8%)	1 (8%)	0 (0%)	0 (0%)	0	0	83%
		[20 - 23]	n=37				18 (49%)	11 (30%)	1 (3%)	2 (5%)	0 (0%)	5	0	56%
		[16 - 19]	n=112				19 (17%)	38 (34%)	10 (9%)	14 (13%)	0 (0%)	31	0	23%
		[1 - 15]	n=293				24 (8%)	62 (21%)	21 (7%)	47 (16%)	0 (0%)	139	0	16%
48	J	[28 - 36]	n=1	RH	Style	Conciseness	0 (0%)	0 (0%)	0 (0%)	1 (100%)	0 (0%)	0	0	100%
		[24 - 27]	n=12				0 (0%)	3 (25%)	1 (8%)	6 (50%)	0 (0%)	2	0	60%
		[20 - 23]	n=37				3 (8%)	9 (24%)	5 (14%)	11 (30%)	0 (0%)	9	0	39%
		[16 - 19]	n=112				26 (23%)	23 (21%)	17 (15%)	12 (11%)	0 (0%)	34	0	15%
		[1 - 15]	n=293				50 (17%)	56 (19%)	28 (10%)	11 (4%)	0 (0%)	147	1	8%
49	A	[28 - 36]	n=1	RH	Strategy	Approp. Suppor. Mat.	1 (100%)	0 (0%)	0 (0%)	0 (0%)	0 (0%)	0	0	100%
		[24 - 27]	n=12				7 (58%)	1 (8%)	1 (8%)	0 (0%)	0 (0%)	2	1	78%
		[20 - 23]	n=37				15 (41%)	6 (16%)	2 (5%)	2 (5%)	0 (0%)	12	0	60%
		[16 - 19]	n=112				26 (23%)	19 (17%)	15 (13%)	14 (13%)	0 (0%)	38	0	35%
		[1 - 15]	n=293				36 (12%)	38 (13%)	44 (15%)	17 (6%)	0 (0%)	156	2	27%
50	H	[28 - 36]	n=1	UM	Sent. Struct.	Comma Splices	0 (0%)	0 (0%)	1 (100%)	0 (0%)	0 (0%)	0	0	100%
		[24 - 27]	n=12				0 (0%)	0 (0%)	10 (83%)	0 (0%)	0 (0%)	2	0	100%
		[20 - 23]	n=37				0 (0%)	1 (3%)	24 (65%)	0 (0%)	0 (0%)	12	0	96%
		[16 - 19]	n=112				12 (11%)	11 (10%)	47 (42%)	3 (3%)	0 (0%)	39	0	64%
		[1 - 15]	n=293				17 (6%)	30 (10%)	67 (23%)	18 (6%)	0 (0%)	160	1	51%

### Mathematics (Level 1) - 40 items (53%)

1	C	[28 - 36]	n=5	EA	Manip. Alg. Expr.	Evaluating Expr.	0 (0%)	0 (0%)	5 (100%)	0 (0%)	0 (0%)	0	0	100%
		[24 - 27]	n=19				0 (0%)	0 (0%)	19 (100%)	0 (0%)	0 (0%)	0	0	100%
		[20 - 23]	n=69				1 (1%)	0 (0%)	68 (99%)	0 (0%)	0 (0%)	0	0	99%
		[16 - 19]	n=194				1 (1%)	4 (2%)	187 (96%)	0 (0%)	2 (1%)	0	0	96%

## Plan Error Analysis By College Readiness Standards

Item	Ans	Range	N=	Lvl 2	Lvl 3	Lvl 4	A/F	B/G	C/H	D/J	E/K	Omit	Error	% Correct (without omits and errors)
		[1 - 15]	n=169				8 (5%)	22 (13%)	124 (73%)	4 (2%)	9 (5%)	2	0	74%
2	H	[28 - 36]	n=5	EA	Simple Manip.		0 (0%)	0 (0%)	5 (100%)	0 (0%)	0 (0%)	0	0	100%
		[24 - 27]	n=19				0 (0%)	0 (0%)	19 (100%)	0 (0%)	0 (0%)	0	0	100%
		[20 - 23]	n=69				0 (0%)	0 (0%)	68 (99%)	1 (1%)	0 (0%)	0	0	99%
		[16 - 19]	n=194				2 (1%)	6 (3%)	174 (90%)	11 (6%)	0 (0%)	0	1	90%
		[1 - 15]	n=169				13 (8%)	13 (8%)	116 (69%)	21 (12%)	4 (2%)	1	1	69%
3	A	[28 - 36]	n=5	GT	Geo.		5 (100%)	0 (0%)	0 (0%)	0 (0%)	0 (0%)	0	0	100%
		[24 - 27]	n=19				19 (100%)	0 (0%)	0 (0%)	0 (0%)	0 (0%)	0	0	100%
		[20 - 23]	n=69				69 (100%)	0 (0%)	0 (0%)	0 (0%)	0 (0%)	0	0	100%
		[16 - 19]	n=194				175 (90%)	7 (4%)	6 (3%)	5 (3%)	0 (0%)	1	0	91%
		[1 - 15]	n=169				119 (70%)	17 (10%)	12 (7%)	13 (8%)	7 (4%)	0	1	71%
4	J	[28 - 36]	n=5	EA	Simple Manip.		0 (0%)	0 (0%)	0 (0%)	5 (100%)	0 (0%)	0	0	100%
		[24 - 27]	n=19				0 (0%)	0 (0%)	0 (0%)	19 (100%)	0 (0%)	0	0	100%
		[20 - 23]	n=69				2 (3%)	0 (0%)	0 (0%)	67 (97%)	0 (0%)	0	0	97%
		[16 - 19]	n=194				21 (11%)	0 (0%)	1 (1%)	168 (87%)	4 (2%)	0	0	87%
		[1 - 15]	n=169				41 (24%)	3 (2%)	2 (1%)	121 (72%)	2 (1%)	0	0	72%
5	C	[28 - 36]	n=5	EA	Manip. Alg. Expr.	Manip. Expr. w/Expo.	0 (0%)	0 (0%)	5 (100%)	0 (0%)	0 (0%)	0	0	100%
		[24 - 27]	n=19				0 (0%)	0 (0%)	17 (89%)	0 (0%)	2 (11%)	0	0	89%
		[20 - 23]	n=69				0 (0%)	0 (0%)	65 (94%)	0 (0%)	4 (6%)	0	0	94%
		[16 - 19]	n=194				3 (2%)	0 (0%)	157 (81%)	0 (0%)	34 (18%)	0	0	81%
		[1 - 15]	n=169				8 (5%)	1 (1%)	110 (65%)	3 (2%)	45 (27%)	0	2	66%
6	J	[28 - 36]	n=5	EA	Data Representation	Tables (Matrices)	0 (0%)	0 (0%)	0 (0%)	5 (100%)	0 (0%)	0	0	100%
		[24 - 27]	n=19				0 (0%)	0 (0%)	0 (0%)	19 (100%)	0 (0%)	0	0	100%
		[20 - 23]	n=69				0 (0%)	1 (1%)	1 (1%)	66 (96%)	1 (1%)	0	0	96%
		[16 - 19]	n=194				11 (6%)	15 (8%)	2 (1%)	147 (76%)	18 (9%)	0	1	76%
		[1 - 15]	n=169				18 (11%)	27 (16%)	23 (14%)	78 (46%)	20 (12%)	1	2	47%
7	B	[28 - 36]	n=5	EA	Simple Manip.		0 (0%)	5 (100%)	0 (0%)	0 (0%)	0 (0%)	0	0	100%
		[24 - 27]	n=19				0 (0%)	19 (100%)	0 (0%)	0 (0%)	0 (0%)	0	0	100%
		[20 - 23]	n=69				1 (1%)	66 (96%)	0 (0%)	2 (3%)	0 (0%)	0	0	96%
		[16 - 19]	n=194				0 (0%)	181 (93%)	3 (2%)	9 (5%)	1 (1%)	0	0	93%
		[1 - 15]	n=169				9 (5%)	117 (69%)	12 (7%)	25 (15%)	5 (3%)	1	0	70%

## Plan Error Analysis By College Readiness Standards

Item	Ans	Range	N=	Lvl 2	Lvl 3	Lvl 4	A/F	B/G	C/H	D/J	E/K	Omit	Error	% Correct (without omits and errors)
8	H	[28 - 36]	n=5	EA	Complic. Arith. App.		0 (0%)	0 (0%)	5 (100%)	0 (0%)	0 (0%)	0	0	100%
		[24 - 27]	n=19				0 (0%)	0 (0%)	19 (100%)	0 (0%)	0 (0%)	0	0	100%
		[20 - 23]	n=69				1 (1%)	1 (1%)	67 (97%)	0 (0%)	0 (0%)	0	0	97%
		[16 - 19]	n=194				5 (3%)	10 (5%)	165 (85%)	14 (7%)	0 (0%)	0	0	85%
		[1 - 15]	n=169				19 (11%)	27 (16%)	74 (44%)	41 (24%)	6 (4%)	2	0	44%
9	D	[28 - 36]	n=5	EA	Manip. Alg. Expr.	Creating Alg. Expr.	0 (0%)	0 (0%)	0 (0%)	5 (100%)	0 (0%)	0	0	100%
		[24 - 27]	n=19				1 (5%)	0 (0%)	0 (0%)	18 (95%)	0 (0%)	0	0	95%
		[20 - 23]	n=69				4 (6%)	0 (0%)	0 (0%)	65 (94%)	0 (0%)	0	0	94%
		[16 - 19]	n=194				41 (21%)	7 (4%)	15 (8%)	126 (65%)	4 (2%)	0	1	65%
		[1 - 15]	n=169				80 (47%)	13 (8%)	20 (12%)	40 (24%)	11 (7%)	4	1	24%
10	G	[28 - 36]	n=5	EA	Solving Eq. w/1 Var.	Simple Eq.	0 (0%)	5 (100%)	0 (0%)	0 (0%)	0 (0%)	0	0	100%
		[24 - 27]	n=19				0 (0%)	19 (100%)	0 (0%)	0 (0%)	0 (0%)	0	0	100%
		[20 - 23]	n=69				0 (0%)	68 (99%)	0 (0%)	0 (0%)	1 (1%)	0	0	99%
		[16 - 19]	n=194				0 (0%)	179 (92%)	4 (2%)	1 (1%)	10 (5%)	0	0	92%
		[1 - 15]	n=169				11 (7%)	96 (57%)	14 (8%)	2 (1%)	45 (27%)	1	0	57%
11	C	[28 - 36]	n=5	EA	Common Arith.	Percents	0 (0%)	0 (0%)	5 (100%)	0 (0%)	0 (0%)	0	0	100%
		[24 - 27]	n=19				0 (0%)	0 (0%)	19 (100%)	0 (0%)	0 (0%)	0	0	100%
		[20 - 23]	n=69				2 (3%)	1 (1%)	65 (94%)	1 (1%)	0 (0%)	0	0	94%
		[16 - 19]	n=194				19 (10%)	26 (13%)	124 (64%)	15 (8%)	9 (5%)	0	1	64%
		[1 - 15]	n=169				26 (15%)	57 (34%)	44 (26%)	19 (11%)	23 (14%)	0	0	26%
12	G	[28 - 36]	n=5	EA	Complic. Arith. App.		0 (0%)	5 (100%)	0 (0%)	0 (0%)	0 (0%)	0	0	100%
		[24 - 27]	n=19				0 (0%)	18 (95%)	1 (5%)	0 (0%)	0 (0%)	0	0	95%
		[20 - 23]	n=69				3 (4%)	55 (80%)	3 (4%)	1 (1%)	7 (10%)	0	0	80%
		[16 - 19]	n=194				16 (8%)	115 (59%)	17 (9%)	15 (8%)	29 (15%)	2	0	60%
		[1 - 15]	n=169				20 (12%)	64 (38%)	43 (25%)	19 (11%)	21 (12%)	2	0	38%
13	C	[28 - 36]	n=5	EA	Data Representation	Tables (Matrices)	0 (0%)	0 (0%)	5 (100%)	0 (0%)	0 (0%)	0	0	100%
		[24 - 27]	n=19				1 (5%)	0 (0%)	16 (84%)	1 (5%)	1 (5%)	0	0	84%
		[20 - 23]	n=69				2 (3%)	4 (6%)	56 (81%)	6 (9%)	1 (1%)	0	0	81%
		[16 - 19]	n=194				17 (9%)	25 (13%)	122 (63%)	26 (13%)	4 (2%)	0	0	63%
		[1 - 15]	n=169				31 (18%)	43 (25%)	69 (41%)	19 (11%)	6 (4%)	1	0	41%
14	K	[28 - 36]	n=5	GT	Rectangles & Squares		0 (0%)	0 (0%)	0 (0%)	0 (0%)	5 (100%)	0	0	100%
		[24 - 27]	n=19				0 (0%)	0 (0%)	0 (0%)	0 (0%)	19 (100%)	0	0	100%



## Plan Error Analysis By College Readiness Standards

Item	Ans	Range	N=	Lvl 2	Lvl 3	Lvl 4	A/F	B/G	C/H	D/J	E/K	Omit	Error	% Correct (without omits and errors)
		[20 - 23]	n=69				0 (0%)	1 (1%)	0 (0%)	3 (4%)	65 (94%)	0	0	94%
		[16 - 19]	n=194				16 (8%)	12 (6%)	23 (12%)	31 (16%)	112 (58%)	0	0	58%
		[1 - 15]	n=169				54 (32%)	20 (12%)	32 (19%)	28 (17%)	34 (20%)	1	0	20%
15	D	[28 - 36]	n=5	EA	Solving Eq. w/1 Var.	Simple Ineq.	0 (0%)	0 (0%)	0 (0%)	5 (100%)	0 (0%)	0	0	100%
		[24 - 27]	n=19				4 (21%)	0 (0%)	0 (0%)	15 (79%)	0 (0%)	0	0	79%
		[20 - 23]	n=69				12 (17%)	2 (3%)	6 (9%)	49 (71%)	0 (0%)	0	0	71%
		[16 - 19]	n=194				39 (20%)	19 (10%)	27 (14%)	100 (52%)	8 (4%)	1	0	52%
		[1 - 15]	n=169				34 (20%)	29 (17%)	33 (20%)	59 (35%)	13 (8%)	1	0	35%
16	K	[28 - 36]	n=5	GT	Lines & Angles		0 (0%)	0 (0%)	0 (0%)	0 (0%)	5 (100%)	0	0	100%
		[24 - 27]	n=19				2 (11%)	0 (0%)	0 (0%)	0 (0%)	17 (89%)	0	0	89%
		[20 - 23]	n=69				3 (4%)	3 (4%)	4 (6%)	8 (12%)	51 (74%)	0	0	74%
		[16 - 19]	n=194				19 (10%)	7 (4%)	21 (11%)	37 (19%)	108 (56%)	2	0	56%
		[1 - 15]	n=169				26 (15%)	15 (9%)	28 (17%)	46 (27%)	53 (31%)	1	0	32%
17	D	[28 - 36]	n=5	EA	Solv. Quad. Eq.		0 (0%)	0 (0%)	0 (0%)	5 (100%)	0 (0%)	0	0	100%
		[24 - 27]	n=19				0 (0%)	0 (0%)	0 (0%)	19 (100%)	0 (0%)	0	0	100%
		[20 - 23]	n=69				1 (1%)	0 (0%)	2 (3%)	63 (91%)	3 (4%)	0	0	91%
		[16 - 19]	n=194				2 (1%)	9 (5%)	14 (7%)	129 (66%)	38 (20%)	2	0	67%
		[1 - 15]	n=169				8 (5%)	26 (15%)	22 (13%)	60 (36%)	50 (30%)	2	1	36%
18	G	[28 - 36]	n=5	EA	Common Arith.	Abs. Value	0 (0%)	5 (100%)	0 (0%)	0 (0%)	0 (0%)	0	0	100%
		[24 - 27]	n=19				0 (0%)	18 (95%)	0 (0%)	0 (0%)	1 (5%)	0	0	95%
		[20 - 23]	n=69				6 (9%)	46 (67%)	3 (4%)	1 (1%)	13 (19%)	0	0	67%
		[16 - 19]	n=194				19 (10%)	68 (35%)	24 (12%)	7 (4%)	76 (39%)	0	0	35%
		[1 - 15]	n=169				21 (12%)	42 (25%)	14 (8%)	10 (6%)	80 (47%)	2	0	25%
19	B	[28 - 36]	n=5	EA	Common Arith.	Prop. of Numbers	0 (0%)	4 (80%)	0 (0%)	1 (20%)	0 (0%)	0	0	80%
		[24 - 27]	n=19				0 (0%)	15 (79%)	2 (11%)	0 (0%)	2 (11%)	0	0	79%
		[20 - 23]	n=69				4 (6%)	37 (54%)	11 (16%)	8 (12%)	8 (12%)	1	0	54%
		[16 - 19]	n=194				18 (9%)	57 (29%)	43 (22%)	56 (29%)	20 (10%)	0	0	29%
		[1 - 15]	n=169				29 (17%)	34 (20%)	36 (21%)	61 (36%)	8 (5%)	1	0	20%
20	K	[28 - 36]	n=5	GT	Coord. System		0 (0%)	0 (0%)	0 (0%)	0 (0%)	5 (100%)	0	0	100%
		[24 - 27]	n=19				2 (11%)	0 (0%)	0 (0%)	0 (0%)	17 (89%)	0	0	89%
		[20 - 23]	n=69				0 (0%)	0 (0%)	0 (0%)	2 (3%)	67 (97%)	0	0	97%
		[16 - 19]	n=194				9 (5%)	1 (1%)	0 (0%)	9 (5%)	175 (90%)	0	0	90%

## Plan Error Analysis By College Readiness Standards

Item	Ans	Range	N=	Lvl 2	Lvl 3	Lvl 4	A/F	B/G	C/H	D/J	E/K	Omit	Error	% Correct (without omits and errors)
		[1 - 15]	n=169				20 (12%)	18 (11%)	6 (4%)	15 (9%)	108 (64%)	2	0	65%
21	E	[28 - 36]	n=5	GT	Complex Figures		1 (20%)	0 (0%)	0 (0%)	0 (0%)	4 (80%)	0	0	80%
		[24 - 27]	n=19				3 (16%)	0 (0%)	0 (0%)	1 (5%)	15 (79%)	0	0	79%
		[20 - 23]	n=69				15 (22%)	2 (3%)	3 (4%)	2 (3%)	46 (67%)	0	1	68%
		[16 - 19]	n=194				48 (25%)	28 (14%)	21 (11%)	7 (4%)	90 (46%)	0	0	46%
		[1 - 15]	n=169				38 (22%)	29 (17%)	33 (20%)	27 (16%)	38 (22%)	3	1	23%
22	H	[28 - 36]	n=5	GT	Tri.	Working w/Tri.	0 (0%)	0 (0%)	5 (100%)	0 (0%)	0 (0%)	0	0	100%
		[24 - 27]	n=19				0 (0%)	0 (0%)	18 (95%)	0 (0%)	1 (5%)	0	0	95%
		[20 - 23]	n=69				0 (0%)	15 (22%)	51 (74%)	1 (1%)	1 (1%)	1	0	75%
		[16 - 19]	n=194				6 (3%)	72 (37%)	88 (45%)	18 (9%)	9 (5%)	1	0	46%
		[1 - 15]	n=169				11 (7%)	61 (36%)	39 (23%)	22 (13%)	32 (19%)	4	0	24%
23	A	[28 - 36]	n=5	EA	Solving Eq. w/1 Var.	Simple Eq.	5 (100%)	0 (0%)	0 (0%)	0 (0%)	0 (0%)	0	0	100%
		[24 - 27]	n=19				16 (84%)	1 (5%)	2 (11%)	0 (0%)	0 (0%)	0	0	84%
		[20 - 23]	n=69				58 (84%)	4 (6%)	6 (9%)	0 (0%)	0 (0%)	1	0	85%
		[16 - 19]	n=194				120 (62%)	14 (7%)	34 (18%)	10 (5%)	12 (6%)	4	0	63%
		[1 - 15]	n=169				59 (35%)	29 (17%)	44 (26%)	20 (12%)	13 (8%)	4	0	36%
24	K	[28 - 36]	n=5	EA	Simple Manip.		0 (0%)	0 (0%)	0 (0%)	0 (0%)	5 (100%)	0	0	100%
		[24 - 27]	n=19				0 (0%)	0 (0%)	0 (0%)	0 (0%)	19 (100%)	0	0	100%
		[20 - 23]	n=69				0 (0%)	0 (0%)	1 (1%)	4 (6%)	64 (93%)	0	0	93%
		[16 - 19]	n=194				3 (2%)	3 (2%)	7 (4%)	26 (13%)	152 (78%)	2	1	80%
		[1 - 15]	n=169				4 (2%)	9 (5%)	14 (8%)	47 (28%)	88 (52%)	7	0	54%
25	A	[28 - 36]	n=5	EA	Data Representation	Bar & Line Graphs	5 (100%)	0 (0%)	0 (0%)	0 (0%)	0 (0%)	0	0	100%
		[24 - 27]	n=19				12 (63%)	6 (32%)	0 (0%)	1 (5%)	0 (0%)	0	0	63%
		[20 - 23]	n=69				42 (61%)	22 (32%)	0 (0%)	2 (3%)	3 (4%)	0	0	61%
		[16 - 19]	n=194				84 (43%)	66 (34%)	7 (4%)	11 (6%)	24 (12%)	2	0	44%
		[1 - 15]	n=169				43 (25%)	42 (25%)	16 (9%)	24 (14%)	35 (21%)	9	0	27%
26	F	[28 - 36]	n=5	GT	Geo.		5 (100%)	0 (0%)	0 (0%)	0 (0%)	0 (0%)	0	0	100%
		[24 - 27]	n=19				18 (95%)	0 (0%)	0 (0%)	1 (5%)	0 (0%)	0	0	95%
		[20 - 23]	n=69				52 (75%)	7 (10%)	3 (4%)	7 (10%)	0 (0%)	0	0	75%
		[16 - 19]	n=194				84 (43%)	35 (18%)	31 (16%)	32 (16%)	9 (5%)	3	0	44%
		[1 - 15]	n=169				46 (27%)	46 (27%)	30 (18%)	23 (14%)	14 (8%)	10	0	29%
27	A	[28 - 36]	n=5	GT	Tri.	Working w/Tri.	5 (100%)	0 (0%)	0 (0%)	0 (0%)	0 (0%)	0	0	100%

## Plan Error Analysis By College Readiness Standards

Item	Ans	Range	N=	Lvl 2	Lvl 3	Lvl 4	A/F	B/G	C/H	D/J	E/K	Omit	Error	% Correct (without omits and errors)
		[24 - 27]	n=19				16 (84%)	1 (5%)	0 (0%)	0 (0%)	2 (11%)	0	0	84%
		[20 - 23]	n=69				55 (80%)	2 (3%)	4 (6%)	0 (0%)	6 (9%)	1	1	82%
		[16 - 19]	n=194				79 (41%)	24 (12%)	18 (9%)	21 (11%)	49 (25%)	3	0	41%
		[1 - 15]	n=169				32 (19%)	36 (21%)	42 (25%)	27 (16%)	20 (12%)	12	0	20%
28	F	[28 - 36]	n=5	GT	Complex Figures		4 (80%)	0 (0%)	0 (0%)	0 (0%)	1 (20%)	0	0	80%
		[24 - 27]	n=19				15 (79%)	1 (5%)	2 (11%)	1 (5%)	0 (0%)	0	0	79%
		[20 - 23]	n=69				35 (51%)	9 (13%)	12 (17%)	9 (13%)	3 (4%)	0	1	51%
		[16 - 19]	n=194				61 (31%)	22 (11%)	47 (24%)	48 (25%)	13 (7%)	3	0	32%
		[1 - 15]	n=169				43 (25%)	23 (14%)	33 (20%)	37 (22%)	16 (9%)	17	0	28%
29	C	[28 - 36]	n=5	GT	Slope of a Line		0 (0%)	0 (0%)	5 (100%)	0 (0%)	0 (0%)	0	0	100%
		[24 - 27]	n=19				2 (11%)	2 (11%)	7 (37%)	6 (32%)	2 (11%)	0	0	37%
		[20 - 23]	n=69				11 (16%)	11 (16%)	30 (43%)	10 (14%)	6 (9%)	1	0	44%
		[16 - 19]	n=194				53 (27%)	36 (19%)	61 (31%)	23 (12%)	14 (7%)	7	0	33%
		[1 - 15]	n=169				39 (23%)	39 (23%)	49 (29%)	16 (9%)	9 (5%)	17	0	32%
30	F	[28 - 36]	n=5	EA	Data Representation	Bar & Line Graphs	5 (100%)	0 (0%)	0 (0%)	0 (0%)	0 (0%)	0	0	100%
		[24 - 27]	n=19				17 (89%)	0 (0%)	0 (0%)	2 (11%)	0 (0%)	0	0	89%
		[20 - 23]	n=69				60 (87%)	5 (7%)	1 (1%)	2 (3%)	1 (1%)	0	0	87%
		[16 - 19]	n=194				95 (49%)	29 (15%)	19 (10%)	39 (20%)	4 (2%)	8	0	51%
		[1 - 15]	n=169				28 (17%)	35 (21%)	19 (11%)	46 (27%)	18 (11%)	22	1	19%
31	E	[28 - 36]	n=5	EA	Common Arith.	Proportions	1 (20%)	0 (0%)	0 (0%)	1 (20%)	3 (60%)	0	0	60%
		[24 - 27]	n=19				1 (5%)	6 (32%)	2 (11%)	0 (0%)	10 (53%)	0	0	53%
		[20 - 23]	n=69				2 (3%)	17 (25%)	15 (22%)	9 (13%)	26 (38%)	0	0	38%
		[16 - 19]	n=194				20 (10%)	45 (23%)	57 (29%)	44 (23%)	16 (8%)	12	0	9%
		[1 - 15]	n=169				18 (11%)	44 (26%)	45 (27%)	27 (16%)	8 (5%)	26	1	6%
32	J	[28 - 36]	n=5	EA	Complic. Arith. App.		0 (0%)	0 (0%)	0 (0%)	5 (100%)	0 (0%)	0	0	100%
		[24 - 27]	n=19				2 (11%)	1 (5%)	1 (5%)	14 (74%)	1 (5%)	0	0	74%
		[20 - 23]	n=69				7 (10%)	18 (26%)	1 (1%)	41 (59%)	1 (1%)	1	0	60%
		[16 - 19]	n=194				22 (11%)	42 (22%)	10 (5%)	75 (39%)	28 (14%)	17	0	42%
		[1 - 15]	n=169				19 (11%)	47 (28%)	17 (10%)	37 (22%)	19 (11%)	30	0	27%
33	C	[28 - 36]	n=5	EA	Manip. Alg. Expr.	Basic Alg. Manip.	0 (0%)	0 (0%)	5 (100%)	0 (0%)	0 (0%)	0	0	100%
		[24 - 27]	n=19				2 (11%)	2 (11%)	11 (58%)	3 (16%)	0 (0%)	1	0	61%
		[20 - 23]	n=69				15 (22%)	10 (14%)	26 (38%)	7 (10%)	8 (12%)	3	0	39%

This score report was generated by Cambridge Educational Services, Inc. using an ACT, Inc. Sample/Practice exam. This report is not approved, endorsed, or authorized by ACT, Inc. and should not be viewed or used as such. ACT, PLAN, EXPLORE, WorkKeys, and College Readiness Standards are registered trademarks of ACT, Inc., which is not affiliated with Cambridge Educational Services, Inc.



## Plan Error Analysis By College Readiness Standards

Item	Ans	Range	N=	Lvl 2	Lvl 3	Lvl 4	A/F	B/G	C/H	D/J	E/K	Omit	Error	% Correct (without omits and errors)
		[16 - 19]	n=194				33 (17%)	47 (24%)	63 (32%)	19 (10%)	12 (6%)	20	0	36%
		[1 - 15]	n=169				17 (10%)	36 (21%)	41 (24%)	26 (15%)	13 (8%)	36	0	31%
34	F	[28 - 36]	n=5	GT	Circles		2 (40%)	0 (0%)	2 (40%)	1 (20%)	0 (0%)	0	0	40%
		[24 - 27]	n=19				8 (42%)	6 (32%)	4 (21%)	1 (5%)	0 (0%)	0	0	42%
		[20 - 23]	n=69				16 (23%)	19 (28%)	19 (28%)	6 (9%)	5 (7%)	4	0	25%
		[16 - 19]	n=194				49 (25%)	34 (18%)	58 (30%)	17 (9%)	10 (5%)	26	0	29%
		[1 - 15]	n=169				34 (20%)	25 (15%)	42 (25%)	22 (13%)	6 (4%)	39	1	26%
35	E	[28 - 36]	n=5	EA	Common Arith.	Sets	0 (0%)	0 (0%)	0 (0%)	1 (20%)	4 (80%)	0	0	80%
		[24 - 27]	n=19				1 (5%)	0 (0%)	1 (5%)	1 (5%)	16 (84%)	0	0	84%
		[20 - 23]	n=69				9 (13%)	9 (13%)	14 (20%)	6 (9%)	25 (36%)	6	0	40%
		[16 - 19]	n=194				25 (13%)	21 (11%)	40 (21%)	36 (19%)	36 (19%)	35	1	23%
		[1 - 15]	n=169				22 (13%)	25 (15%)	30 (18%)	29 (17%)	16 (9%)	47	0	13%
36	J	[28 - 36]	n=5	EA	Alg. Functions	Function Notation	0 (0%)	0 (0%)	1 (20%)	3 (60%)	0 (0%)	1	0	75%
		[24 - 27]	n=19				1 (5%)	2 (11%)	3 (16%)	12 (63%)	1 (5%)	0	0	63%
		[20 - 23]	n=69				5 (7%)	9 (13%)	15 (22%)	23 (33%)	6 (9%)	11	0	40%
		[16 - 19]	n=194				30 (15%)	41 (21%)	33 (17%)	40 (21%)	12 (6%)	38	0	26%
		[1 - 15]	n=169				31 (18%)	38 (22%)	29 (17%)	12 (7%)	9 (5%)	50	0	10%
37	B	[28 - 36]	n=5	GT	Lines & Angles		0 (0%)	4 (80%)	0 (0%)	0 (0%)	1 (20%)	0	0	80%
		[24 - 27]	n=19				0 (0%)	16 (84%)	0 (0%)	1 (5%)	2 (11%)	0	0	84%
		[20 - 23]	n=69				8 (12%)	27 (39%)	12 (17%)	6 (9%)	5 (7%)	10	1	47%
		[16 - 19]	n=194				32 (16%)	42 (22%)	26 (13%)	19 (10%)	29 (15%)	43	3	28%
		[1 - 15]	n=169				31 (18%)	25 (15%)	20 (12%)	22 (13%)	17 (10%)	54	0	22%
38	G	[28 - 36]	n=5	EA	Alg.		0 (0%)	4 (80%)	0 (0%)	1 (20%)	0 (0%)	0	0	80%
		[24 - 27]	n=19				0 (0%)	8 (42%)	5 (26%)	4 (21%)	1 (5%)	1	0	44%
		[20 - 23]	n=69				11 (16%)	14 (20%)	7 (10%)	15 (22%)	7 (10%)	15	0	26%
		[16 - 19]	n=194				9 (5%)	40 (21%)	44 (23%)	45 (23%)	9 (5%)	47	0	27%
		[1 - 15]	n=169				20 (12%)	19 (11%)	32 (19%)	27 (16%)	9 (5%)	61	1	18%
39	D	[28 - 36]	n=5	GT	Lines & Angles		0 (0%)	0 (0%)	0 (0%)	3 (60%)	2 (40%)	0	0	60%
		[24 - 27]	n=19				0 (0%)	0 (0%)	2 (11%)	12 (63%)	3 (16%)	2	0	71%
		[20 - 23]	n=69				2 (3%)	6 (9%)	13 (19%)	23 (33%)	11 (16%)	13	1	42%
		[16 - 19]	n=194				20 (10%)	12 (6%)	34 (18%)	40 (21%)	35 (18%)	53	0	28%
		[1 - 15]	n=169				17 (10%)	15 (9%)	32 (19%)	19 (11%)	26 (15%)	60	0	17%

This score report was generated by Cambridge Educational Services, Inc. using an ACT, Inc. Sample/Practice exam. This report is not approved, endorsed, or authorized by ACT, Inc. and should not be viewed or used as such. ACT, PLAN, EXPLORE, WorkKeys, and College Readiness Standards are registered trademarks of ACT, Inc., which is not affiliated with Cambridge Educational Services, Inc.



## Plan Error Analysis By College Readiness Standards

Item	Ans	Range	N=	Lvl 2	Lvl 3	Lvl 4	A/F	B/G	C/H	D/J	E/K	Omit	Error	% Correct (without omits and errors)	
40	H	[28 - 36]	n=5	GT	Slope of a Line		0 (0%)	0 (0%)	4 (80%)	1 (20%)	0 (0%)	0	0	<div></div>	80%
		[24 - 27]	n=19				1 (5%)	5 (26%)	7 (37%)	1 (5%)	1 (5%)	4	0	<div></div>	47%
		[20 - 23]	n=69				8 (12%)	15 (22%)	20 (29%)	6 (9%)	4 (6%)	16	0	<div></div>	38%
		[16 - 19]	n=194				28 (14%)	25 (13%)	43 (22%)	25 (13%)	20 (10%)	53	0	<div></div>	30%
		[1 - 15]	n=169				17 (10%)	27 (16%)	21 (12%)	24 (14%)	15 (9%)	65	0	<div></div>	20%
Reading (Level 1) - 25 items (50%)															
1	B	[28 - 36]	n=4	AL	Voice		0 (0%)	4 (100%)	0 (0%)	0 (0%)	0 (0%)	0	0	<div></div>	100%
		[24 - 27]	n=16				0 (0%)	15 (94%)	1 (6%)	0 (0%)	0 (0%)	0	0	<div></div>	94%
		[20 - 23]	n=51				1 (2%)	42 (82%)	8 (16%)	0 (0%)	0 (0%)	0	0	<div></div>	82%
		[16 - 19]	n=129				0 (0%)	105 (81%)	20 (16%)	3 (2%)	0 (0%)	0	1	<div></div>	82%
		[1 - 15]	n=256				32 (13%)	138 (54%)	53 (21%)	27 (11%)	0 (0%)	0	6	<div></div>	55%
2	F	[28 - 36]	n=4	AL	Voice		4 (100%)	0 (0%)	0 (0%)	0 (0%)	0 (0%)	0	0	<div></div>	100%
		[24 - 27]	n=16				12 (75%)	3 (19%)	0 (0%)	0 (0%)	0 (0%)	0	1	<div></div>	80%
		[20 - 23]	n=51				42 (82%)	5 (10%)	1 (2%)	2 (4%)	0 (0%)	0	1	<div></div>	84%
		[16 - 19]	n=129				82 (64%)	41 (32%)	3 (2%)	2 (2%)	0 (0%)	0	1	<div></div>	64%
		[1 - 15]	n=256				130 (51%)	94 (37%)	15 (6%)	16 (6%)	0 (0%)	0	1	<div></div>	51%
3	C	[28 - 36]	n=4	AL	Voice		0 (0%)	0 (0%)	4 (100%)	0 (0%)	0 (0%)	0	0	<div></div>	100%
		[24 - 27]	n=16				0 (0%)	0 (0%)	15 (94%)	1 (6%)	0 (0%)	0	0	<div></div>	94%
		[20 - 23]	n=51				0 (0%)	0 (0%)	47 (92%)	4 (8%)	0 (0%)	0	0	<div></div>	92%
		[16 - 19]	n=129				2 (2%)	4 (3%)	114 (88%)	9 (7%)	0 (0%)	0	0	<div></div>	88%
		[1 - 15]	n=256				16 (6%)	32 (13%)	164 (64%)	42 (16%)	0 (0%)	0	2	<div></div>	65%
4	F	[28 - 36]	n=4	AL	Explicit Detail		4 (100%)	0 (0%)	0 (0%)	0 (0%)	0 (0%)	0	0	<div></div>	100%
		[24 - 27]	n=16				14 (88%)	1 (6%)	0 (0%)	0 (0%)	0 (0%)	1	0	<div></div>	93%
		[20 - 23]	n=51				48 (94%)	1 (2%)	1 (2%)	1 (2%)	0 (0%)	0	0	<div></div>	94%
		[16 - 19]	n=129				104 (81%)	15 (12%)	5 (4%)	5 (4%)	0 (0%)	0	0	<div></div>	81%
		[1 - 15]	n=256				123 (48%)	60 (23%)	39 (15%)	33 (13%)	0 (0%)	1	0	<div></div>	48%
5	B	[28 - 36]	n=4	AL	Explicit Detail		0 (0%)	4 (100%)	0 (0%)	0 (0%)	0 (0%)	0	0	<div></div>	100%
		[24 - 27]	n=16				0 (0%)	13 (81%)	1 (6%)	2 (13%)	0 (0%)	0	0	<div></div>	81%
		[20 - 23]	n=51				1 (2%)	40 (78%)	3 (6%)	6 (12%)	0 (0%)	0	1	<div></div>	80%
		[16 - 19]	n=129				3 (2%)	91 (71%)	18 (14%)	15 (12%)	0 (0%)	1	1	<div></div>	72%
		[1 - 15]	n=256				34 (13%)	112 (44%)	77 (30%)	32 (13%)	0 (0%)	0	1	<div></div>	44%
6	J	[28 - 36]	n=4	AL	Explicit Detail		0 (0%)	0 (0%)	0 (0%)	4 (100%)	0 (0%)	0	0	<div></div>	100%

This score report was generated by Cambridge Educational Services, Inc. using an ACT, Inc. Sample/Practice exam. This report is not approved, endorsed, or authorized by ACT, Inc. and should not be viewed or used as such. ACT, PLAN, EXPLORE, WorkKeys, and College Readiness Standards are registered trademarks of ACT, Inc., which is not affiliated with Cambridge Educational Services, Inc.

## Plan Error Analysis By College Readiness Standards

Item	Ans	Range	N=	Lvl 2	Lvl 3	Lvl 4	A/F	B/G	C/H	D/J	E/K	Omit	Error	% Correct (without omits and errors)
		[24 - 27]	n=16				0 (0%)	0 (0%)	0 (0%)	16 (100%)	0 (0%)	0	0	100%
		[20 - 23]	n=51				1 (2%)	0 (0%)	0 (0%)	50 (98%)	0 (0%)	0	0	98%
		[16 - 19]	n=129				6 (5%)	9 (7%)	1 (1%)	113 (88%)	0 (0%)	0	0	88%
		[1 - 15]	n=256				42 (16%)	59 (23%)	33 (13%)	121 (47%)	0 (0%)	0	1	47%
7	D	[28 - 36]	n=4	AL	Implied Idea		0 (0%)	0 (0%)	0 (0%)	4 (100%)	0 (0%)	0	0	100%
		[24 - 27]	n=16				1 (6%)	0 (0%)	0 (0%)	15 (94%)	0 (0%)	0	0	94%
		[20 - 23]	n=51				9 (18%)	0 (0%)	3 (6%)	39 (76%)	0 (0%)	0	0	76%
		[16 - 19]	n=129				25 (19%)	4 (3%)	5 (4%)	94 (73%)	0 (0%)	0	1	73%
		[1 - 15]	n=256				51 (20%)	42 (16%)	27 (11%)	134 (52%)	0 (0%)	1	1	53%
8	J	[28 - 36]	n=4	AL	Implied Idea		0 (0%)	0 (0%)	0 (0%)	4 (100%)	0 (0%)	0	0	100%
		[24 - 27]	n=16				2 (13%)	0 (0%)	1 (6%)	13 (81%)	0 (0%)	0	0	81%
		[20 - 23]	n=51				13 (25%)	1 (2%)	8 (16%)	29 (57%)	0 (0%)	0	0	57%
		[16 - 19]	n=129				29 (22%)	7 (5%)	27 (21%)	66 (51%)	0 (0%)	0	0	51%
		[1 - 15]	n=256				50 (20%)	75 (29%)	50 (20%)	80 (31%)	0 (0%)	0	1	31%
9	B	[28 - 36]	n=4	SS	Main Idea		0 (0%)	4 (100%)	0 (0%)	0 (0%)	0 (0%)	0	0	100%
		[24 - 27]	n=16				0 (0%)	15 (94%)	0 (0%)	0 (0%)	0 (0%)	0	1	100%
		[20 - 23]	n=51				0 (0%)	46 (90%)	3 (6%)	2 (4%)	0 (0%)	0	0	90%
		[16 - 19]	n=129				14 (11%)	85 (66%)	11 (9%)	19 (15%)	0 (0%)	0	0	66%
		[1 - 15]	n=256				55 (21%)	113 (44%)	33 (13%)	48 (19%)	0 (0%)	3	4	45%
10	H	[28 - 36]	n=4	SS	Implied Idea		0 (0%)	0 (0%)	4 (100%)	0 (0%)	0 (0%)	0	0	100%
		[24 - 27]	n=16				0 (0%)	1 (6%)	14 (88%)	1 (6%)	0 (0%)	0	0	88%
		[20 - 23]	n=51				2 (4%)	9 (18%)	34 (67%)	6 (12%)	0 (0%)	0	0	67%
		[16 - 19]	n=129				6 (5%)	10 (8%)	95 (74%)	18 (14%)	0 (0%)	0	0	74%
		[1 - 15]	n=256				32 (13%)	57 (22%)	120 (47%)	43 (17%)	0 (0%)	4	0	48%
11	D	[28 - 36]	n=4	SS	App.		0 (0%)	0 (0%)	0 (0%)	4 (100%)	0 (0%)	0	0	100%
		[24 - 27]	n=16				3 (19%)	0 (0%)	0 (0%)	13 (81%)	0 (0%)	0	0	81%
		[20 - 23]	n=51				4 (8%)	5 (10%)	2 (4%)	40 (78%)	0 (0%)	0	0	78%
		[16 - 19]	n=129				28 (22%)	10 (8%)	12 (9%)	78 (60%)	0 (0%)	1	0	61%
		[1 - 15]	n=256				81 (32%)	43 (17%)	32 (13%)	92 (36%)	0 (0%)	8	0	37%
12	G	[28 - 36]	n=4	SS	Explicit Detail		0 (0%)	4 (100%)	0 (0%)	0 (0%)	0 (0%)	0	0	100%
		[24 - 27]	n=16				0 (0%)	16 (100%)	0 (0%)	0 (0%)	0 (0%)	0	0	100%
		[20 - 23]	n=51				1 (2%)	46 (90%)	3 (6%)	1 (2%)	0 (0%)	0	0	90%

## Plan Error Analysis By College Readiness Standards

Item	Ans	Range	N=	Lvl 2	Lvl 3	Lvl 4	A/F	B/G	C/H	D/J	E/K	Omit	Error	% Correct (without omits and errors)
		[16 - 19]	n=129				12 (9%)	83 (64%)	23 (18%)	9 (7%)	0 (0%)	1	1	65%
		[1 - 15]	n=256				32 (13%)	94 (37%)	72 (28%)	44 (17%)	0 (0%)	12	2	39%
13	C	[28 - 36]	n=4	SS	Develop.		0 (0%)	0 (0%)	4 (100%)	0 (0%)	0 (0%)	0	0	100%
		[24 - 27]	n=16				0 (0%)	2 (13%)	14 (88%)	0 (0%)	0 (0%)	0	0	88%
		[20 - 23]	n=51				3 (6%)	11 (22%)	35 (69%)	2 (4%)	0 (0%)	0	0	69%
		[16 - 19]	n=129				26 (20%)	48 (37%)	46 (36%)	8 (6%)	0 (0%)	1	0	36%
		[1 - 15]	n=256				67 (26%)	97 (38%)	59 (23%)	16 (6%)	0 (0%)	16	1	25%
14	G	[28 - 36]	n=4	SS	Implied Idea		0 (0%)	4 (100%)	0 (0%)	0 (0%)	0 (0%)	0	0	100%
		[24 - 27]	n=16				1 (6%)	15 (94%)	0 (0%)	0 (0%)	0 (0%)	0	0	94%
		[20 - 23]	n=51				0 (0%)	51 (100%)	0 (0%)	0 (0%)	0 (0%)	0	0	100%
		[16 - 19]	n=129				4 (3%)	114 (88%)	6 (5%)	5 (4%)	0 (0%)	0	0	88%
		[1 - 15]	n=256				40 (16%)	129 (50%)	34 (13%)	30 (12%)	0 (0%)	23	0	55%
15	A	[28 - 36]	n=4	SS	Implied Idea		4 (100%)	0 (0%)	0 (0%)	0 (0%)	0 (0%)	0	0	100%
		[24 - 27]	n=16				2 (13%)	8 (50%)	3 (19%)	3 (19%)	0 (0%)	0	0	13%
		[20 - 23]	n=51				9 (18%)	21 (41%)	6 (12%)	15 (29%)	0 (0%)	0	0	18%
		[16 - 19]	n=129				21 (16%)	48 (37%)	27 (21%)	31 (24%)	0 (0%)	1	1	17%
		[1 - 15]	n=256				26 (10%)	74 (29%)	60 (23%)	66 (26%)	0 (0%)	29	1	12%
16	G	[28 - 36]	n=4	SS	Explicit Detail		0 (0%)	4 (100%)	0 (0%)	0 (0%)	0 (0%)	0	0	100%
		[24 - 27]	n=16				3 (19%)	10 (63%)	3 (19%)	0 (0%)	0 (0%)	0	0	63%
		[20 - 23]	n=51				9 (18%)	27 (53%)	14 (27%)	1 (2%)	0 (0%)	0	0	53%
		[16 - 19]	n=129				28 (22%)	51 (40%)	39 (30%)	9 (7%)	0 (0%)	1	1	40%
		[1 - 15]	n=256				54 (21%)	47 (18%)	80 (31%)	42 (16%)	0 (0%)	33	0	21%
17	C	[28 - 36]	n=4	AL	Explicit Detail		0 (0%)	0 (0%)	4 (100%)	0 (0%)	0 (0%)	0	0	100%
		[24 - 27]	n=16				1 (6%)	0 (0%)	14 (88%)	1 (6%)	0 (0%)	0	0	88%
		[20 - 23]	n=51				6 (12%)	2 (4%)	33 (65%)	10 (20%)	0 (0%)	0	0	65%
		[16 - 19]	n=129				43 (33%)	22 (17%)	32 (25%)	21 (16%)	0 (0%)	11	0	27%
		[1 - 15]	n=256				54 (21%)	48 (19%)	47 (18%)	29 (11%)	0 (0%)	77	1	26%
18	J	[28 - 36]	n=4	AL	Implied Idea		0 (0%)	0 (0%)	0 (0%)	4 (100%)	0 (0%)	0	0	100%
		[24 - 27]	n=16				1 (6%)	0 (0%)	2 (13%)	13 (81%)	0 (0%)	0	0	81%
		[20 - 23]	n=51				2 (4%)	10 (20%)	4 (8%)	35 (69%)	0 (0%)	0	0	69%
		[16 - 19]	n=129				16 (12%)	19 (15%)	29 (22%)	52 (40%)	0 (0%)	12	1	45%
		[1 - 15]	n=256				43 (17%)	41 (16%)	49 (19%)	37 (14%)	0 (0%)	85	1	22%



## Plan Error Analysis By College Readiness Standards

Item	Ans	Range	N=	Lvl 2	Lvl 3	Lvl 4	A/F	B/G	C/H	D/J	E/K	Omit	Error	% Correct (without omits and errors)
19	B	[28 - 36]	n=4	AL	Explicit Detail		1 (25%)	2 (50%)	1 (25%)	0 (0%)	0 (0%)	0	0	50%
		[24 - 27]	n=16				4 (25%)	10 (63%)	1 (6%)	0 (0%)	0 (0%)	0	1	67%
		[20 - 23]	n=51				17 (33%)	23 (45%)	7 (14%)	4 (8%)	0 (0%)	0	0	45%
		[16 - 19]	n=129				40 (31%)	29 (22%)	37 (29%)	13 (10%)	0 (0%)	10	0	24%
		[1 - 15]	n=256				50 (20%)	32 (13%)	55 (21%)	30 (12%)	0 (0%)	88	1	19%
20	J	[28 - 36]	n=4	AL	Implied Idea		1 (25%)	0 (0%)	0 (0%)	3 (75%)	0 (0%)	0	0	75%
		[24 - 27]	n=16				2 (13%)	1 (6%)	1 (6%)	12 (75%)	0 (0%)	0	0	75%
		[20 - 23]	n=51				16 (31%)	7 (14%)	4 (8%)	24 (47%)	0 (0%)	0	0	47%
		[16 - 19]	n=129				49 (38%)	11 (9%)	21 (16%)	36 (28%)	0 (0%)	12	0	31%
		[1 - 15]	n=256				59 (23%)	27 (11%)	41 (16%)	37 (14%)	0 (0%)	92	0	23%
21	D	[28 - 36]	n=4	AL	Main Idea		0 (0%)	1 (25%)	0 (0%)	3 (75%)	0 (0%)	0	0	75%
		[24 - 27]	n=16				1 (6%)	2 (13%)	0 (0%)	13 (81%)	0 (0%)	0	0	81%
		[20 - 23]	n=51				9 (18%)	15 (29%)	2 (4%)	23 (45%)	0 (0%)	2	0	47%
		[16 - 19]	n=129				23 (18%)	30 (23%)	17 (13%)	42 (33%)	0 (0%)	17	0	38%
		[1 - 15]	n=256				46 (18%)	55 (21%)	29 (11%)	27 (11%)	0 (0%)	97	2	17%
22	H	[28 - 36]	n=4	AL	Implied Idea		0 (0%)	0 (0%)	4 (100%)	0 (0%)	0 (0%)	0	0	100%
		[24 - 27]	n=16				1 (6%)	1 (6%)	13 (81%)	1 (6%)	0 (0%)	0	0	81%
		[20 - 23]	n=51				9 (18%)	4 (8%)	29 (57%)	5 (10%)	0 (0%)	3	1	62%
		[16 - 19]	n=129				30 (23%)	20 (16%)	44 (34%)	15 (12%)	0 (0%)	19	1	40%
		[1 - 15]	n=256				46 (18%)	25 (10%)	51 (20%)	35 (14%)	0 (0%)	99	0	32%
23	B	[28 - 36]	n=4	AL	Implied Idea		1 (25%)	3 (75%)	0 (0%)	0 (0%)	0 (0%)	0	0	75%
		[24 - 27]	n=16				1 (6%)	15 (94%)	0 (0%)	0 (0%)	0 (0%)	0	0	94%
		[20 - 23]	n=51				8 (16%)	26 (51%)	10 (20%)	0 (0%)	0 (0%)	7	0	59%
		[16 - 19]	n=129				27 (21%)	39 (30%)	30 (23%)	8 (6%)	0 (0%)	25	0	38%
		[1 - 15]	n=256				37 (14%)	30 (12%)	58 (23%)	28 (11%)	0 (0%)	103	0	20%
24	F	[28 - 36]	n=4	AL	Vocabulary		3 (75%)	0 (0%)	1 (25%)	0 (0%)	0 (0%)	0	0	75%
		[24 - 27]	n=16				15 (94%)	1 (6%)	0 (0%)	0 (0%)	0 (0%)	0	0	94%
		[20 - 23]	n=51				40 (78%)	1 (2%)	2 (4%)	1 (2%)	0 (0%)	7	0	91%
		[16 - 19]	n=129				69 (53%)	19 (15%)	9 (7%)	5 (4%)	0 (0%)	27	0	68%
		[1 - 15]	n=256				55 (21%)	52 (20%)	25 (10%)	15 (6%)	0 (0%)	109	0	37%
25	A	[28 - 36]	n=4	AL	Implied Idea		3 (75%)	0 (0%)	1 (25%)	0 (0%)	0 (0%)	0	0	75%
		[24 - 27]	n=16				14 (88%)	0 (0%)	1 (6%)	0 (0%)	0 (0%)	1	0	93%

## Plan Error Analysis By College Readiness Standards

Item	Ans	Range	N=	Lvl 2	Lvl 3	Lvl 4	A/F	B/G	C/H	D/J	E/K	Omit	Error	% Correct (without omits and errors)
		[20 - 23]	n=51				29 (57%)	3 (6%)	6 (12%)	5 (10%)	0 (0%)	8	0	67%
		[16 - 19]	n=129				53 (41%)	8 (6%)	13 (10%)	20 (16%)	0 (0%)	35	0	56%
		[1 - 15]	n=256				68 (27%)	21 (8%)	29 (11%)	17 (7%)	0 (0%)	121	0	50%
<b>Science (Level 1) - 30 items (54%)</b>														
1	D	[28 - 36]	n=4	CV	Comprehension		1 (25%)	0 (0%)	0 (0%)	3 (75%)	0 (0%)	0	0	75%
		[24 - 27]	n=12				0 (0%)	0 (0%)	0 (0%)	12 (100%)	0 (0%)	0	0	100%
		[20 - 23]	n=101				3 (3%)	0 (0%)	0 (0%)	98 (97%)	0 (0%)	0	0	97%
		[16 - 19]	n=231				12 (5%)	13 (6%)	25 (11%)	180 (78%)	0 (0%)	0	1	78%
		[1 - 15]	n=108				17 (16%)	16 (15%)	23 (21%)	52 (48%)	0 (0%)	0	0	48%
2	F	[28 - 36]	n=4	CV	Analysis		4 (100%)	0 (0%)	0 (0%)	0 (0%)	0 (0%)	0	0	100%
		[24 - 27]	n=12				12 (100%)	0 (0%)	0 (0%)	0 (0%)	0 (0%)	0	0	100%
		[20 - 23]	n=101				96 (95%)	1 (1%)	1 (1%)	3 (3%)	0 (0%)	0	0	95%
		[16 - 19]	n=231				160 (69%)	37 (16%)	11 (5%)	23 (10%)	0 (0%)	0	0	69%
		[1 - 15]	n=108				55 (51%)	30 (28%)	15 (14%)	8 (7%)	0 (0%)	0	0	51%
3	A	[28 - 36]	n=4	CV	App.		4 (100%)	0 (0%)	0 (0%)	0 (0%)	0 (0%)	0	0	100%
		[24 - 27]	n=12				12 (100%)	0 (0%)	0 (0%)	0 (0%)	0 (0%)	0	0	100%
		[20 - 23]	n=101				98 (97%)	0 (0%)	2 (2%)	1 (1%)	0 (0%)	0	0	97%
		[16 - 19]	n=231				181 (78%)	18 (8%)	23 (10%)	9 (4%)	0 (0%)	0	0	78%
		[1 - 15]	n=108				46 (43%)	24 (22%)	29 (27%)	9 (8%)	0 (0%)	0	0	43%
4	F	[28 - 36]	n=4	CV	Comprehension		4 (100%)	0 (0%)	0 (0%)	0 (0%)	0 (0%)	0	0	100%
		[24 - 27]	n=12				12 (100%)	0 (0%)	0 (0%)	0 (0%)	0 (0%)	0	0	100%
		[20 - 23]	n=101				100 (99%)	0 (0%)	0 (0%)	1 (1%)	0 (0%)	0	0	99%
		[16 - 19]	n=231				200 (87%)	2 (1%)	10 (4%)	18 (8%)	0 (0%)	0	1	87%
		[1 - 15]	n=108				58 (54%)	10 (9%)	16 (15%)	22 (20%)	0 (0%)	0	2	55%
5	B	[28 - 36]	n=4	CV	App.		0 (0%)	4 (100%)	0 (0%)	0 (0%)	0 (0%)	0	0	100%
		[24 - 27]	n=12				1 (8%)	11 (92%)	0 (0%)	0 (0%)	0 (0%)	0	0	92%
		[20 - 23]	n=101				10 (10%)	79 (78%)	10 (10%)	2 (2%)	0 (0%)	0	0	78%
		[16 - 19]	n=231				44 (19%)	111 (48%)	54 (23%)	21 (9%)	0 (0%)	0	1	48%
		[1 - 15]	n=108				35 (32%)	25 (23%)	27 (25%)	20 (19%)	0 (0%)	0	1	23%
6	J	[28 - 36]	n=4	CV	Analysis		0 (0%)	0 (0%)	0 (0%)	4 (100%)	0 (0%)	0	0	100%
		[24 - 27]	n=12				1 (8%)	0 (0%)	0 (0%)	11 (92%)	0 (0%)	0	0	92%
		[20 - 23]	n=101				0 (0%)	9 (9%)	6 (6%)	85 (84%)	0 (0%)	0	1	85%

This score report was generated by Cambridge Educational Services, Inc. using an ACT, Inc. Sample/Practice exam. This report is not approved, endorsed, or authorized by ACT, Inc. and should not be viewed or used as such. ACT, PLAN, EXPLORE, WorkKeys, and College Readiness Standards are registered trademarks of ACT, Inc., which is not affiliated with Cambridge Educational Services, Inc.

## Plan Error Analysis By College Readiness Standards

Item	Ans	Range	N=	Lvl 2	Lvl 3	Lvl 4	A/F	B/G	C/H	D/J	E/K	Omit	Error	% Correct (without omits and errors)
		[16 - 19]	n=231				16 (7%)	75 (32%)	21 (9%)	117 (51%)	0 (0%)	1	1	51%
		[1 - 15]	n=108				20 (19%)	43 (40%)	19 (18%)	25 (23%)	0 (0%)	0	1	23%
7	A	[28 - 36]	n=4	RS	Analysis		4 (100%)	0 (0%)	0 (0%)	0 (0%)	0 (0%)	0	0	100%
		[24 - 27]	n=12				12 (100%)	0 (0%)	0 (0%)	0 (0%)	0 (0%)	0	0	100%
		[20 - 23]	n=101				93 (92%)	6 (6%)	1 (1%)	1 (1%)	0 (0%)	0	0	92%
		[16 - 19]	n=231				172 (74%)	21 (9%)	30 (13%)	4 (2%)	0 (0%)	3	1	76%
		[1 - 15]	n=108				44 (41%)	26 (24%)	27 (25%)	10 (9%)	0 (0%)	1	0	41%
8	G	[28 - 36]	n=4	RS	Analysis		0 (0%)	4 (100%)	0 (0%)	0 (0%)	0 (0%)	0	0	100%
		[24 - 27]	n=12				0 (0%)	11 (92%)	1 (8%)	0 (0%)	0 (0%)	0	0	92%
		[20 - 23]	n=101				3 (3%)	89 (88%)	8 (8%)	1 (1%)	0 (0%)	0	0	88%
		[16 - 19]	n=231				13 (6%)	167 (72%)	35 (15%)	13 (6%)	0 (0%)	2	1	73%
		[1 - 15]	n=108				18 (17%)	47 (44%)	24 (22%)	18 (17%)	0 (0%)	1	0	44%
9	D	[28 - 36]	n=4	RS	App.		0 (0%)	0 (0%)	0 (0%)	4 (100%)	0 (0%)	0	0	100%
		[24 - 27]	n=12				0 (0%)	0 (0%)	0 (0%)	12 (100%)	0 (0%)	0	0	100%
		[20 - 23]	n=101				1 (1%)	2 (2%)	14 (14%)	83 (82%)	0 (0%)	0	1	83%
		[16 - 19]	n=231				10 (4%)	20 (9%)	34 (15%)	166 (72%)	0 (0%)	0	1	72%
		[1 - 15]	n=108				16 (15%)	22 (20%)	21 (19%)	45 (42%)	0 (0%)	2	2	43%
10	G	[28 - 36]	n=4	RS	Analysis		0 (0%)	4 (100%)	0 (0%)	0 (0%)	0 (0%)	0	0	100%
		[24 - 27]	n=12				0 (0%)	10 (83%)	0 (0%)	2 (17%)	0 (0%)	0	0	83%
		[20 - 23]	n=101				8 (8%)	77 (76%)	4 (4%)	11 (11%)	0 (0%)	0	1	77%
		[16 - 19]	n=231				31 (13%)	103 (45%)	50 (22%)	47 (20%)	0 (0%)	0	0	45%
		[1 - 15]	n=108				25 (23%)	31 (29%)	32 (30%)	19 (18%)	0 (0%)	1	0	29%
11	A	[28 - 36]	n=4	RS	App.		4 (100%)	0 (0%)	0 (0%)	0 (0%)	0 (0%)	0	0	100%
		[24 - 27]	n=12				12 (100%)	0 (0%)	0 (0%)	0 (0%)	0 (0%)	0	0	100%
		[20 - 23]	n=101				78 (77%)	2 (2%)	1 (1%)	19 (19%)	0 (0%)	0	1	78%
		[16 - 19]	n=231				110 (48%)	19 (8%)	31 (13%)	70 (30%)	0 (0%)	0	1	48%
		[1 - 15]	n=108				32 (30%)	21 (19%)	26 (24%)	27 (25%)	0 (0%)	1	1	30%
12	H	[28 - 36]	n=4	RS	Comprehension		0 (0%)	0 (0%)	4 (100%)	0 (0%)	0 (0%)	0	0	100%
		[24 - 27]	n=12				0 (0%)	0 (0%)	12 (100%)	0 (0%)	0 (0%)	0	0	100%
		[20 - 23]	n=101				7 (7%)	17 (17%)	75 (74%)	2 (2%)	0 (0%)	0	0	74%
		[16 - 19]	n=231				28 (12%)	44 (19%)	135 (58%)	22 (10%)	0 (0%)	0	2	59%
		[1 - 15]	n=108				14 (13%)	36 (33%)	38 (35%)	18 (17%)	0 (0%)	2	0	36%



## Plan Error Analysis By College Readiness Standards

Item	Ans	Range	N=	Lvl 2	Lvl 3	Lvl 4	A/F	B/G	C/H	D/J	E/K	Omit	Error	% Correct (without omits and errors)
13	B	[28 - 36]	n=4	RS	Analysis		0 (0%)	3 (75%)	0 (0%)	1 (25%)	0 (0%)	0	0	75%
		[24 - 27]	n=12				0 (0%)	12 (100%)	0 (0%)	0 (0%)	0 (0%)	0	0	100%
		[20 - 23]	n=101				9 (9%)	65 (64%)	5 (5%)	22 (22%)	0 (0%)	0	0	64%
		[16 - 19]	n=231				20 (9%)	132 (57%)	39 (17%)	39 (17%)	0 (0%)	0	1	57%
		[1 - 15]	n=108				12 (11%)	34 (31%)	35 (32%)	21 (19%)	0 (0%)	5	1	33%
14	H	[28 - 36]	n=4	DR	Analysis		0 (0%)	0 (0%)	4 (100%)	0 (0%)	0 (0%)	0	0	100%
		[24 - 27]	n=12				0 (0%)	1 (8%)	11 (92%)	0 (0%)	0 (0%)	0	0	92%
		[20 - 23]	n=101				16 (16%)	6 (6%)	78 (77%)	1 (1%)	0 (0%)	0	0	77%
		[16 - 19]	n=231				52 (23%)	33 (14%)	114 (49%)	31 (13%)	0 (0%)	1	0	50%
		[1 - 15]	n=108				25 (23%)	32 (30%)	31 (29%)	10 (9%)	0 (0%)	10	0	32%
15	B	[28 - 36]	n=4	DR	Analysis		0 (0%)	4 (100%)	0 (0%)	0 (0%)	0 (0%)	0	0	100%
		[24 - 27]	n=12				0 (0%)	12 (100%)	0 (0%)	0 (0%)	0 (0%)	0	0	100%
		[20 - 23]	n=101				1 (1%)	93 (92%)	2 (2%)	5 (5%)	0 (0%)	0	0	92%
		[16 - 19]	n=231				24 (10%)	167 (72%)	23 (10%)	16 (7%)	0 (0%)	1	0	73%
		[1 - 15]	n=108				25 (23%)	35 (32%)	33 (31%)	5 (5%)	0 (0%)	10	0	36%
16	H	[28 - 36]	n=4	DR	Comprehension		0 (0%)	0 (0%)	4 (100%)	0 (0%)	0 (0%)	0	0	100%
		[24 - 27]	n=12				0 (0%)	0 (0%)	12 (100%)	0 (0%)	0 (0%)	0	0	100%
		[20 - 23]	n=101				7 (7%)	0 (0%)	92 (91%)	2 (2%)	0 (0%)	0	0	91%
		[16 - 19]	n=231				30 (13%)	26 (11%)	138 (60%)	34 (15%)	0 (0%)	3	0	61%
		[1 - 15]	n=108				22 (20%)	20 (19%)	30 (28%)	27 (25%)	0 (0%)	9	0	30%
17	D	[28 - 36]	n=4	DR	Comprehension		0 (0%)	0 (0%)	0 (0%)	4 (100%)	0 (0%)	0	0	100%
		[24 - 27]	n=12				0 (0%)	0 (0%)	0 (0%)	12 (100%)	0 (0%)	0	0	100%
		[20 - 23]	n=101				1 (1%)	11 (11%)	1 (1%)	87 (86%)	0 (0%)	0	1	87%
		[16 - 19]	n=231				23 (10%)	73 (32%)	11 (5%)	119 (52%)	0 (0%)	4	1	53%
		[1 - 15]	n=108				19 (18%)	44 (41%)	18 (17%)	17 (16%)	0 (0%)	10	0	17%
18	J	[28 - 36]	n=4	DR	Analysis		0 (0%)	0 (0%)	0 (0%)	4 (100%)	0 (0%)	0	0	100%
		[24 - 27]	n=12				0 (0%)	2 (17%)	1 (8%)	9 (75%)	0 (0%)	0	0	75%
		[20 - 23]	n=101				3 (3%)	14 (14%)	19 (19%)	64 (63%)	0 (0%)	0	1	64%
		[16 - 19]	n=231				10 (4%)	56 (24%)	67 (29%)	93 (40%)	0 (0%)	5	0	41%
		[1 - 15]	n=108				10 (9%)	30 (28%)	33 (31%)	20 (19%)	0 (0%)	13	2	22%
19	A	[28 - 36]	n=4	DR	Analysis		4 (100%)	0 (0%)	0 (0%)	0 (0%)	0 (0%)	0	0	100%
		[24 - 27]	n=12				8 (67%)	2 (17%)	2 (17%)	0 (0%)	0 (0%)	0	0	67%

This score report was generated by Cambridge Educational Services, Inc. using an ACT, Inc. Sample/Practice exam. This report is not approved, endorsed, or authorized by ACT, Inc. and should not be viewed or used as such. ACT, PLAN, EXPLORE, WorkKeys, and College Readiness Standards are registered trademarks of ACT, Inc., which is not affiliated with Cambridge Educational Services, Inc.

## Plan Error Analysis By College Readiness Standards

Item	Ans	Range	N=	Lvl 2	Lvl 3	Lvl 4	A/F	B/G	C/H	D/J	E/K	Omit	Error	% Correct (without omits and errors)
		[20 - 23]	n=101				68 (67%)	17 (17%)	14 (14%)	1 (1%)	0 (0%)	0	1	68%
		[16 - 19]	n=231				113 (49%)	62 (27%)	33 (14%)	6 (3%)	0 (0%)	16	1	53%
		[1 - 15]	n=108				29 (27%)	30 (28%)	14 (13%)	10 (9%)	0 (0%)	24	1	35%
20	J	[28 - 36]	n=4	DR	Analysis		0 (0%)	0 (0%)	0 (0%)	4 (100%)	0 (0%)	0	0	100%
		[24 - 27]	n=12				0 (0%)	1 (8%)	0 (0%)	11 (92%)	0 (0%)	0	0	92%
		[20 - 23]	n=101				7 (7%)	16 (16%)	6 (6%)	72 (71%)	0 (0%)	0	0	71%
		[16 - 19]	n=231				30 (13%)	37 (16%)	43 (19%)	94 (41%)	0 (0%)	24	3	46%
		[1 - 15]	n=108				23 (21%)	18 (17%)	22 (20%)	20 (19%)	0 (0%)	24	1	24%
21	B	[28 - 36]	n=4	DR	Analysis		0 (0%)	4 (100%)	0 (0%)	0 (0%)	0 (0%)	0	0	100%
		[24 - 27]	n=12				0 (0%)	12 (100%)	0 (0%)	0 (0%)	0 (0%)	0	0	100%
		[20 - 23]	n=101				8 (8%)	66 (65%)	24 (24%)	3 (3%)	0 (0%)	0	0	65%
		[16 - 19]	n=231				27 (12%)	71 (31%)	74 (32%)	21 (9%)	0 (0%)	35	3	37%
		[1 - 15]	n=108				12 (11%)	18 (17%)	40 (37%)	11 (10%)	0 (0%)	27	0	22%
22	H	[28 - 36]	n=4	DR	Analysis		0 (0%)	0 (0%)	3 (75%)	1 (25%)	0 (0%)	0	0	75%
		[24 - 27]	n=12				0 (0%)	0 (0%)	12 (100%)	0 (0%)	0 (0%)	0	0	100%
		[20 - 23]	n=101				6 (6%)	11 (11%)	50 (50%)	34 (34%)	0 (0%)	0	0	50%
		[16 - 19]	n=231				38 (16%)	35 (15%)	60 (26%)	58 (25%)	0 (0%)	39	1	31%
		[1 - 15]	n=108				16 (15%)	29 (27%)	12 (11%)	20 (19%)	0 (0%)	30	1	16%
23	C	[28 - 36]	n=4	DR	App.		0 (0%)	0 (0%)	4 (100%)	0 (0%)	0 (0%)	0	0	100%
		[24 - 27]	n=12				1 (8%)	1 (8%)	8 (67%)	2 (17%)	0 (0%)	0	0	67%
		[20 - 23]	n=101				16 (16%)	15 (15%)	49 (49%)	21 (21%)	0 (0%)	0	0	49%
		[16 - 19]	n=231				39 (17%)	51 (22%)	55 (24%)	38 (16%)	0 (0%)	46	2	30%
		[1 - 15]	n=108				19 (18%)	20 (19%)	15 (14%)	21 (19%)	0 (0%)	33	0	20%
24	G	[28 - 36]	n=4	RS	Analysis		0 (0%)	4 (100%)	0 (0%)	0 (0%)	0 (0%)	0	0	100%
		[24 - 27]	n=12				2 (17%)	10 (83%)	0 (0%)	0 (0%)	0 (0%)	0	0	83%
		[20 - 23]	n=101				7 (7%)	78 (77%)	7 (7%)	3 (3%)	0 (0%)	6	0	82%
		[16 - 19]	n=231				46 (20%)	85 (37%)	25 (11%)	17 (7%)	0 (0%)	57	1	49%
		[1 - 15]	n=108				27 (25%)	21 (19%)	14 (13%)	11 (10%)	0 (0%)	34	1	29%
25	D	[28 - 36]	n=4	RS	Comprehension		0 (0%)	0 (0%)	0 (0%)	4 (100%)	0 (0%)	0	0	100%
		[24 - 27]	n=12				1 (8%)	0 (0%)	1 (8%)	10 (83%)	0 (0%)	0	0	83%
		[20 - 23]	n=101				11 (11%)	17 (17%)	26 (26%)	38 (38%)	0 (0%)	9	0	41%
		[16 - 19]	n=231				35 (15%)	25 (11%)	51 (22%)	51 (22%)	0 (0%)	69	0	31%

## Plan Error Analysis By College Readiness Standards

Item	Ans	Range	N=	Lvl 2	Lvl 3	Lvl 4	A/F	B/G	C/H	D/J	E/K	Omit	Error	% Correct (without omits and errors)
		[1 - 15]	n=108				18 (17%)	19 (18%)	27 (25%)	8 (7%)	0 (0%)	35	1	11%
26	J	[28 - 36]	n=4	RS	Analysis		0 (0%)	0 (0%)	1 (25%)	3 (75%)	0 (0%)	0	0	75%
		[24 - 27]	n=12				0 (0%)	1 (8%)	2 (17%)	9 (75%)	0 (0%)	0	0	75%
		[20 - 23]	n=101				7 (7%)	17 (17%)	19 (19%)	45 (45%)	0 (0%)	13	0	51%
		[16 - 19]	n=231				27 (12%)	39 (17%)	39 (17%)	55 (24%)	0 (0%)	70	1	34%
		[1 - 15]	n=108				12 (11%)	23 (21%)	26 (24%)	11 (10%)	0 (0%)	36	0	15%
27	B	[28 - 36]	n=4	RS	Analysis		0 (0%)	4 (100%)	0 (0%)	0 (0%)	0 (0%)	0	0	100%
		[24 - 27]	n=12				1 (8%)	7 (58%)	3 (25%)	0 (0%)	0 (0%)	1	0	64%
		[20 - 23]	n=101				9 (9%)	48 (48%)	13 (13%)	13 (13%)	0 (0%)	18	0	58%
		[16 - 19]	n=231				26 (11%)	60 (26%)	34 (15%)	37 (16%)	0 (0%)	74	0	38%
		[1 - 15]	n=108				16 (15%)	17 (16%)	24 (22%)	13 (12%)	0 (0%)	38	0	24%
28	H	[28 - 36]	n=4	RS	Analysis		0 (0%)	1 (25%)	3 (75%)	0 (0%)	0 (0%)	0	0	75%
		[24 - 27]	n=12				1 (8%)	2 (17%)	8 (67%)	1 (8%)	0 (0%)	0	0	67%
		[20 - 23]	n=101				17 (17%)	22 (22%)	34 (34%)	7 (7%)	0 (0%)	20	1	43%
		[16 - 19]	n=231				46 (20%)	44 (19%)	43 (19%)	19 (8%)	0 (0%)	79	0	28%
		[1 - 15]	n=108				20 (19%)	29 (27%)	10 (9%)	11 (10%)	0 (0%)	38	0	14%
29	D	[28 - 36]	n=4	RS	Analysis		1 (25%)	0 (0%)	0 (0%)	3 (75%)	0 (0%)	0	0	75%
		[24 - 27]	n=12				2 (17%)	3 (25%)	3 (25%)	4 (33%)	0 (0%)	0	0	33%
		[20 - 23]	n=101				23 (23%)	24 (24%)	13 (13%)	19 (19%)	0 (0%)	22	0	24%
		[16 - 19]	n=231				44 (19%)	36 (16%)	43 (19%)	27 (12%)	0 (0%)	81	0	18%
		[1 - 15]	n=108				13 (12%)	19 (18%)	26 (24%)	11 (10%)	0 (0%)	38	1	16%
30	H	[28 - 36]	n=4	RS	App.		0 (0%)	0 (0%)	4 (100%)	0 (0%)	0 (0%)	0	0	100%
		[24 - 27]	n=12				2 (17%)	1 (8%)	6 (50%)	2 (17%)	0 (0%)	1	0	55%
		[20 - 23]	n=101				19 (19%)	21 (21%)	27 (27%)	11 (11%)	0 (0%)	22	1	35%
		[16 - 19]	n=231				40 (17%)	60 (26%)	36 (16%)	13 (6%)	0 (0%)	82	0	24%
		[1 - 15]	n=108				24 (22%)	18 (17%)	11 (10%)	15 (14%)	0 (0%)	40	0	16%

This score report was generated by Cambridge Educational Services, Inc. using an ACT, Inc. Sample/Practice exam. This report is not approved, endorsed, or authorized by ACT, Inc. and should not be viewed or used as such. ACT®, PLAN®, EXPLORE®, WorkKeys®, and College Readiness Standards™ are registered trademarks of ACT, Inc., which is not affiliated with Cambridge Educational Services, Inc.



## Plan Error Analysis

Item	Ans	Lvl 2	Lvl 3	Lvl 4	A/F	B/G	C/H	D/J	E/K	Omit	Error	% Correct (without omits and errors)
<i>English (Level 1) - 50 items (45%)</i>												
1	B	UM	Grammar & Usage	Diction	124 (27%)	296 (65%)	21 (5%)	13 (3%)	0 (0%)	2	0	65%
2	J	UM	Sent. Struct.	Misplaced Modifiers	29 (6%)	64 (14%)	16 (4%)	343 (75%)	0 (0%)	2	2	76%
3	B	UM	Sent. Struct.	Faul. Parallelism	63 (14%)	214 (47%)	14 (3%)	162 (36%)	0 (0%)	1	2	47%
4	J	UM	Grammar & Usage	Diction	72 (16%)	21 (5%)	25 (5%)	335 (73%)	0 (0%)	3	0	74%
5	C	UM	Sent. Struct.	Comma Splices	160 (35%)	42 (9%)	247 (54%)	6 (1%)	0 (0%)	1	0	54%
6	F	RH	No Change		253 (55%)	26 (6%)	63 (14%)	111 (24%)	0 (0%)	3	0	56%
7	C	RH	Strategy	Eff. Concl. Sent.	162 (36%)	56 (12%)	207 (45%)	26 (6%)	0 (0%)	4	1	46%
8	G	RH	Strategy	Eff. Trans. Sent.	140 (31%)	165 (36%)	56 (12%)	90 (20%)	0 (0%)	4	1	37%
9	B	UM	Sent. Struct.	Unintended Meanings	139 (30%)	254 (56%)	45 (10%)	15 (3%)	0 (0%)	3	0	56%
10	F	UM	No Change		282 (62%)	51 (11%)	40 (9%)	80 (18%)	0 (0%)	3	0	62%
11	B	UM	Grammar & Usage	Diction	34 (7%)	279 (61%)	10 (2%)	131 (29%)	0 (0%)	1	1	61%
12	J	RH	Strategy	Main Idea	76 (17%)	97 (21%)	62 (14%)	216 (47%)	0 (0%)	5	0	48%
13	C	UM	Grammar & Usage	Diction	106 (23%)	63 (14%)	172 (38%)	113 (25%)	0 (0%)	1	1	38%
14	H	UM	Punctuation	Commas	92 (20%)	199 (44%)	115 (25%)	49 (11%)	0 (0%)	1	0	25%
15	C	RH	Style	Conciseness	86 (19%)	152 (33%)	119 (26%)	98 (21%)	0 (0%)	1	0	26%
16	F	UM	No Change		256 (56%)	74 (16%)	58 (13%)	67 (15%)	0 (0%)	1	0	56%
17	D	UM	Punctuation	Commas	86 (19%)	21 (5%)	8 (2%)	339 (74%)	0 (0%)	2	0	75%
18	G	UM	Sent. Struct.	Fragments	71 (16%)	274 (60%)	63 (14%)	44 (10%)	0 (0%)	4	0	61%
19	A	RH	No Change		315 (69%)	12 (3%)	41 (9%)	86 (19%)	0 (0%)	2	0	69%
20	H	UM	Punctuation	Commas	51 (11%)	32 (7%)	266 (58%)	105 (23%)	0 (0%)	2	0	59%
21	A	UM	No Change		214 (47%)	97 (21%)	49 (11%)	93 (20%)	0 (0%)	3	0	47%
22	F	UM	No Change		304 (67%)	35 (8%)	37 (8%)	77 (17%)	0 (0%)	3	0	67%
23	D	RH	Style	Idiomatic Expr.	100 (22%)	97 (21%)	18 (4%)	238 (52%)	0 (0%)	3	0	53%
24	G	UM	Grammar & Usage	Adj. vs. Adv.	136 (30%)	205 (45%)	85 (19%)	27 (6%)	0 (0%)	3	0	45%
25	A	RH	No Change		265 (58%)	118 (26%)	46 (10%)	22 (5%)	0 (0%)	5	0	59%
26	H	RH	Style	Conciseness	100 (22%)	52 (11%)	134 (29%)	164 (36%)	0 (0%)	5	1	30%
27	C	RH	Strategy	Eff. Trans. Sent.	81 (18%)	23 (5%)	335 (73%)	11 (2%)	0 (0%)	6	0	74%
28	G	UM	Grammar & Usage	Pronoun Usage	84 (18%)	145 (32%)	159 (35%)	56 (12%)	0 (0%)	10	2	33%
29	D	UM	Sent. Struct.	Faul. Parallelism	105 (23%)	95 (21%)	145 (32%)	99 (22%)	0 (0%)	12	0	22%
30	F	RH	Org.	Sent.-Lev. Struct.	280 (61%)	46 (10%)	42 (9%)	66 (14%)	0 (0%)	21	1	65%
31	A	RH	Strategy	Eff. Trans. Sent.	98 (21%)	157 (34%)	76 (17%)	89 (20%)	0 (0%)	35	1	23%
32	F	RH	No Change		256 (56%)	55 (12%)	78 (17%)	27 (6%)	0 (0%)	39	1	62%
33	B	UM	Sent. Struct.	Fragments	48 (11%)	172 (38%)	79 (17%)	110 (24%)	0 (0%)	47	0	42%
34	H	UM	Grammar & Usage	Verb Tense	50 (11%)	71 (16%)	249 (55%)	33 (7%)	0 (0%)	52	1	62%
35	B	UM	Grammar & Usage	Adj. vs. Adv.	79 (17%)	244 (54%)	61 (13%)	14 (3%)	0 (0%)	58	0	61%
36	J	UM	Punctuation	Commas	52 (11%)	65 (14%)	25 (5%)	249 (55%)	0 (0%)	65	0	64%
37	D	UM	Sent. Struct.	Fragments	107 (23%)	95 (21%)	37 (8%)	144 (32%)	0 (0%)	73	0	38%
38	J	RH	Strategy	Approp. Suppor. Mat.	156 (34%)	73 (16%)	64 (14%)	74 (16%)	0 (0%)	89	0	20%
39	B	UM	Sent. Struct.	Comma Splices	45 (10%)	221 (48%)	24 (5%)	65 (14%)	0 (0%)	101	0	62%
40	J	RH	Strategy	Approp. Suppor. Mat.	128 (28%)	67 (15%)	49 (11%)	97 (21%)	0 (0%)	115	0	28%

## Plan Error Analysis

Item	Ans	Lvl 2	Lvl 3	Lvl 4	A/F	B/G	C/H	D/J	E/K	Omit	Error	% Correct (without omits and errors)
41	D	UM	Grammar & Usage	Verb Tense	37 (8%)	89 (20%)	75 (16%)	128 (28%)	0 (0%)	127	0	39%
42	G	UM	Grammar & Usage	Diction	31 (7%)	207 (45%)	73 (16%)	14 (3%)	0 (0%)	130	1	64%
43	D	UM	Sent. Struct.	Run-On Sent.	50 (11%)	71 (16%)	68 (15%)	121 (27%)	0 (0%)	143	3	39%
44	F	RH	No Change		153 (34%)	69 (15%)	29 (6%)	50 (11%)	0 (0%)	155	0	51%
45	C	UM	Punctuation	Commas	32 (7%)	51 (11%)	165 (36%)	49 (11%)	0 (0%)	159	0	56%
46	J	RH	Strategy	Eff. Trans. Sent.	77 (17%)	80 (18%)	71 (16%)	58 (13%)	0 (0%)	170	0	20%
47	A	UM	No Change		72 (16%)	112 (25%)	33 (7%)	63 (14%)	0 (0%)	176	0	26%
48	J	RH	Style	Conciseness	79 (17%)	91 (20%)	51 (11%)	41 (9%)	0 (0%)	193	1	16%
49	A	RH	Strategy	Approp. Suppor. Mat.	85 (19%)	64 (14%)	62 (14%)	33 (7%)	0 (0%)	209	3	35%
50	H	UM	Sent. Struct.	Comma Splices	29 (6%)	42 (9%)	149 (33%)	21 (5%)	0 (0%)	214	1	62%

### Mathematics (Level 1) - 40 items (50%)

1	C	EA	Manip. Alg. Expr.	Evaluating Expr.	10 (2%)	26 (6%)	403 (88%)	4 (1%)	11 (2%)	2	0	89%
2	H	EA	Simple Manip.		15 (3%)	19 (4%)	382 (84%)	33 (7%)	4 (1%)	2	2	84%
3	A	GT	Geo.		387 (85%)	24 (5%)	18 (4%)	18 (4%)	7 (2%)	1	1	85%
4	J	EA	Simple Manip.		64 (14%)	3 (1%)	3 (1%)	380 (83%)	6 (1%)	0	0	83%
5	C	EA	Manip. Alg. Expr.	Manip. Expr. w/Expo.	11 (2%)	1 (0%)	354 (78%)	3 (1%)	85 (19%)	0	2	78%
6	J	EA	Data Representation	Tables (Matrices)	29 (6%)	43 (9%)	26 (6%)	315 (69%)	39 (9%)	1	3	70%
7	B	EA	Simple Manip.		10 (2%)	388 (85%)	15 (3%)	36 (8%)	6 (1%)	1	0	85%
8	H	EA	Complic. Arith. App.		25 (5%)	38 (8%)	330 (72%)	55 (12%)	6 (1%)	2	0	73%
9	D	EA	Manip. Alg. Expr.	Creating Alg. Expr.	126 (28%)	20 (4%)	35 (8%)	254 (56%)	15 (3%)	4	2	56%
10	G	EA	Solving Eq. w/1 Var.	Simple Eq.	11 (2%)	367 (80%)	18 (4%)	3 (1%)	56 (12%)	1	0	81%
11	C	EA	Common Arith.	Percents	47 (10%)	84 (18%)	257 (56%)	35 (8%)	32 (7%)	0	1	56%
12	G	EA	Complic. Arith. App.		39 (9%)	257 (56%)	64 (14%)	35 (8%)	57 (13%)	4	0	57%
13	C	EA	Data Representation	Tables (Matrices)	51 (11%)	72 (16%)	268 (59%)	52 (11%)	12 (3%)	1	0	59%
14	K	GT	Rectangles & Squares		70 (15%)	33 (7%)	55 (12%)	62 (14%)	235 (52%)	1	0	52%
15	D	EA	Solving Eq. w/1 Var.	Simple Ineq.	89 (20%)	50 (11%)	66 (14%)	228 (50%)	21 (5%)	2	0	50%
16	K	GT	Lines & Angles		50 (11%)	25 (5%)	53 (12%)	91 (20%)	234 (51%)	3	0	52%
17	D	EA	Solv. Quad. Eq.		11 (2%)	35 (8%)	38 (8%)	276 (61%)	91 (20%)	4	1	61%
18	G	EA	Common Arith.	Abs. Value	46 (10%)	179 (39%)	41 (9%)	18 (4%)	170 (37%)	2	0	39%
19	B	EA	Common Arith.	Prop. of Numbers	51 (11%)	147 (32%)	92 (20%)	126 (28%)	38 (8%)	2	0	32%
20	K	GT	Coord. System		31 (7%)	19 (4%)	6 (1%)	26 (6%)	372 (82%)	2	0	82%
21	E	GT	Complex Figures		105 (23%)	59 (13%)	57 (13%)	37 (8%)	193 (42%)	3	2	43%
22	H	GT	Tri.	Working w/Tri.	17 (4%)	148 (32%)	201 (44%)	41 (9%)	43 (9%)	6	0	45%
23	A	EA	Solving Eq. w/1 Var.	Simple Eq.	258 (57%)	48 (11%)	86 (19%)	30 (7%)	25 (5%)	9	0	58%
24	K	EA	Simple Manip.		7 (2%)	12 (3%)	22 (5%)	77 (17%)	328 (72%)	9	1	74%
25	A	EA	Data Representation	Bar & Line Graphs	186 (41%)	136 (30%)	23 (5%)	38 (8%)	62 (14%)	11	0	42%
26	F	GT	Geo.		205 (45%)	88 (19%)	64 (14%)	63 (14%)	23 (5%)	13	0	46%
27	A	GT	Tri.	Working w/Tri.	187 (41%)	63 (14%)	64 (14%)	48 (11%)	77 (17%)	16	1	43%
28	F	GT	Complex Figures		158 (35%)	55 (12%)	94 (21%)	95 (21%)	33 (7%)	20	1	36%
29	C	GT	Slope of a Line		105 (23%)	88 (19%)	152 (33%)	55 (12%)	31 (7%)	25	0	35%



## Plan Error Analysis

Item	Ans	Lvl 2	Lvl 3	Lvl 4	A/F	B/G	C/H	D/J	E/K	Omit	Error	% Correct (without omits and errors)
30	F	EA	Data Representation	Bar & Line Graphs	205 (45%)	69 (15%)	39 (9%)	89 (20%)	23 (5%)	30	1	48%
31	E	EA	Common Arith.	Proportions	42 (9%)	112 (25%)	119 (26%)	81 (18%)	63 (14%)	38	1	15%
32	J	EA	Complic. Arith. App.		50 (11%)	108 (24%)	29 (6%)	172 (38%)	49 (11%)	48	0	42%
33	C	EA	Manip. Alg. Expr.	Basic Alg. Manip.	67 (15%)	95 (21%)	146 (32%)	55 (12%)	33 (7%)	60	0	37%
34	F	GT	Circles		109 (24%)	84 (18%)	125 (27%)	47 (10%)	21 (5%)	69	1	28%
35	E	EA	Common Arith.	Sets	57 (13%)	55 (12%)	85 (19%)	73 (16%)	97 (21%)	88	1	26%
36	J	EA	Alg. Functions	Function Notation	67 (15%)	90 (20%)	81 (18%)	90 (20%)	28 (6%)	100	0	25%
37	B	GT	Lines & Angles		71 (16%)	114 (25%)	58 (13%)	48 (11%)	54 (12%)	107	4	33%
38	G	EA	Alg.		40 (9%)	85 (19%)	88 (19%)	92 (20%)	26 (6%)	124	1	26%
39	D	GT	Lines & Angles		39 (9%)	33 (7%)	81 (18%)	97 (21%)	77 (17%)	128	1	30%
40	H	GT	Slope of a Line		54 (12%)	72 (16%)	95 (21%)	57 (13%)	40 (9%)	138	0	30%

### Reading (Level 1) - 25 items (45%)

1	B	AL	Voice		33 (7%)	304 (67%)	82 (18%)	30 (7%)	0 (0%)	0	7	68%
2	F	AL	Voice		270 (59%)	143 (31%)	19 (4%)	20 (4%)	0 (0%)	0	4	60%
3	C	AL	Voice		18 (4%)	36 (8%)	344 (75%)	56 (12%)	0 (0%)	0	2	76%
4	F	AL	Explicit Detail		293 (64%)	77 (17%)	45 (10%)	39 (9%)	0 (0%)	2	0	65%
5	B	AL	Explicit Detail		38 (8%)	260 (57%)	99 (22%)	55 (12%)	0 (0%)	1	3	58%
6	J	AL	Explicit Detail		49 (11%)	68 (15%)	34 (7%)	304 (67%)	0 (0%)	0	1	67%
7	D	AL	Implied Idea		86 (19%)	46 (10%)	35 (8%)	286 (63%)	0 (0%)	1	2	63%
8	J	AL	Implied Idea		94 (21%)	83 (18%)	86 (19%)	192 (42%)	0 (0%)	0	1	42%
9	B	SS	Main Idea		69 (15%)	263 (58%)	47 (10%)	69 (15%)	0 (0%)	3	5	59%
10	H	SS	Implied Idea		40 (9%)	77 (17%)	267 (59%)	68 (15%)	0 (0%)	4	0	59%
11	D	SS	App.		116 (25%)	58 (13%)	46 (10%)	227 (50%)	0 (0%)	9	0	51%
12	G	SS	Explicit Detail		45 (10%)	243 (53%)	98 (21%)	54 (12%)	0 (0%)	13	3	55%
13	C	SS	Develop.		96 (21%)	158 (35%)	158 (35%)	26 (6%)	0 (0%)	17	1	36%
14	G	SS	Implied Idea		45 (10%)	313 (69%)	40 (9%)	35 (8%)	0 (0%)	23	0	72%
15	A	SS	Implied Idea		62 (14%)	151 (33%)	96 (21%)	115 (25%)	0 (0%)	30	2	15%
16	G	SS	Explicit Detail		94 (21%)	139 (30%)	136 (30%)	52 (11%)	0 (0%)	34	1	33%
17	C	AL	Explicit Detail		104 (23%)	72 (16%)	130 (29%)	61 (13%)	0 (0%)	88	1	35%
18	J	AL	Implied Idea		62 (14%)	70 (15%)	84 (18%)	141 (31%)	0 (0%)	97	2	39%
19	B	AL	Explicit Detail		112 (25%)	96 (21%)	101 (22%)	47 (10%)	0 (0%)	98	2	27%
20	J	AL	Implied Idea		127 (28%)	46 (10%)	67 (15%)	112 (25%)	0 (0%)	104	0	32%
21	D	AL	Main Idea		79 (17%)	103 (23%)	48 (11%)	108 (24%)	0 (0%)	116	2	32%
22	H	AL	Implied Idea		86 (19%)	50 (11%)	141 (31%)	56 (12%)	0 (0%)	121	2	42%
23	B	AL	Implied Idea		74 (16%)	113 (25%)	98 (21%)	36 (8%)	0 (0%)	135	0	35%
24	F	AL	Vocabulary		182 (40%)	73 (16%)	37 (8%)	21 (5%)	0 (0%)	143	0	58%
25	A	AL	Implied Idea		167 (37%)	32 (7%)	50 (11%)	42 (9%)	0 (0%)	165	0	57%

### Science (Level 1) - 30 items (49%)

1	D	CV	Comprehension		33 (7%)	29 (6%)	48 (11%)	345 (76%)	0 (0%)	0	1	76%
2	F	CV	Analysis		327 (72%)	68 (15%)	27 (6%)	34 (7%)	0 (0%)	0	0	72%



## Plan Error Analysis

Item	Ans	Lvl 2	Lvl 3	Lvl 4	A/F	B/G	C/H	D/J	E/K	Omit	Error	% Correct (without omits and errors)
3	A	CV	App.		341 (75%)	42 (9%)	54 (12%)	19 (4%)	0 (0%)	0	0	75%
4	F	CV	Comprehension		374 (82%)	12 (3%)	26 (6%)	41 (9%)	0 (0%)	0	3	83%
5	B	CV	App.		90 (20%)	230 (50%)	91 (20%)	43 (9%)	0 (0%)	0	2	51%
6	J	CV	Analysis		37 (8%)	127 (28%)	46 (10%)	242 (53%)	0 (0%)	1	3	54%
7	A	RS	Analysis		325 (71%)	53 (12%)	58 (13%)	15 (3%)	0 (0%)	4	1	72%
8	G	RS	Analysis		34 (7%)	318 (70%)	68 (15%)	32 (7%)	0 (0%)	3	1	70%
9	D	RS	App.		27 (6%)	44 (10%)	69 (15%)	310 (68%)	0 (0%)	2	4	69%
10	G	RS	Analysis		64 (14%)	225 (49%)	86 (19%)	79 (17%)	0 (0%)	1	1	50%
11	A	RS	App.		236 (52%)	42 (9%)	58 (13%)	116 (25%)	0 (0%)	1	3	52%
12	H	RS	Comprehension		49 (11%)	97 (21%)	264 (58%)	42 (9%)	0 (0%)	2	2	58%
13	B	RS	Analysis		41 (9%)	246 (54%)	79 (17%)	83 (18%)	0 (0%)	5	2	55%
14	H	DR	Analysis		93 (20%)	72 (16%)	238 (52%)	42 (9%)	0 (0%)	11	0	53%
15	B	DR	Analysis		50 (11%)	311 (68%)	58 (13%)	26 (6%)	0 (0%)	11	0	70%
16	H	DR	Comprehension		59 (13%)	46 (10%)	276 (61%)	63 (14%)	0 (0%)	12	0	62%
17	D	DR	Comprehension		43 (9%)	128 (28%)	30 (7%)	239 (52%)	0 (0%)	14	2	54%
18	J	DR	Analysis		23 (5%)	102 (22%)	120 (26%)	190 (42%)	0 (0%)	18	3	44%
19	A	DR	Analysis		222 (49%)	111 (24%)	63 (14%)	17 (4%)	0 (0%)	40	3	54%
20	J	DR	Analysis		60 (13%)	72 (16%)	71 (16%)	201 (44%)	0 (0%)	48	4	50%
21	B	DR	Analysis		47 (10%)	171 (38%)	138 (30%)	35 (8%)	0 (0%)	62	3	44%
22	H	DR	Analysis		60 (13%)	75 (16%)	137 (30%)	113 (25%)	0 (0%)	69	2	36%
23	C	DR	App.		75 (16%)	87 (19%)	131 (29%)	82 (18%)	0 (0%)	79	2	35%
24	G	RS	Analysis		82 (18%)	198 (43%)	46 (10%)	31 (7%)	0 (0%)	97	2	55%
25	D	RS	Comprehension		65 (14%)	61 (13%)	105 (23%)	111 (24%)	0 (0%)	113	1	32%
26	J	RS	Analysis		46 (10%)	80 (18%)	87 (19%)	123 (27%)	0 (0%)	119	1	37%
27	B	RS	Analysis		52 (11%)	136 (30%)	74 (16%)	63 (14%)	0 (0%)	131	0	42%
28	H	RS	Analysis		84 (18%)	98 (21%)	98 (21%)	38 (8%)	0 (0%)	137	1	31%
29	D	RS	Analysis		83 (18%)	82 (18%)	85 (19%)	64 (14%)	0 (0%)	141	1	20%
30	H	RS	App.		85 (19%)	100 (22%)	84 (18%)	41 (9%)	0 (0%)	145	1	27%

This score report was generated by Cambridge Educational Services, Inc. using an ACT, Inc. Sample/Practice exam. This report is not approved, endorsed, or authorized by ACT, Inc. and should not be viewed or used as such. ACT®, PLAN®, EXPLORE®, WorkKeys®, and College Readiness Standards™ are registered trademarks of ACT, Inc., which is not affiliated with Cambridge Educational Services, Inc.