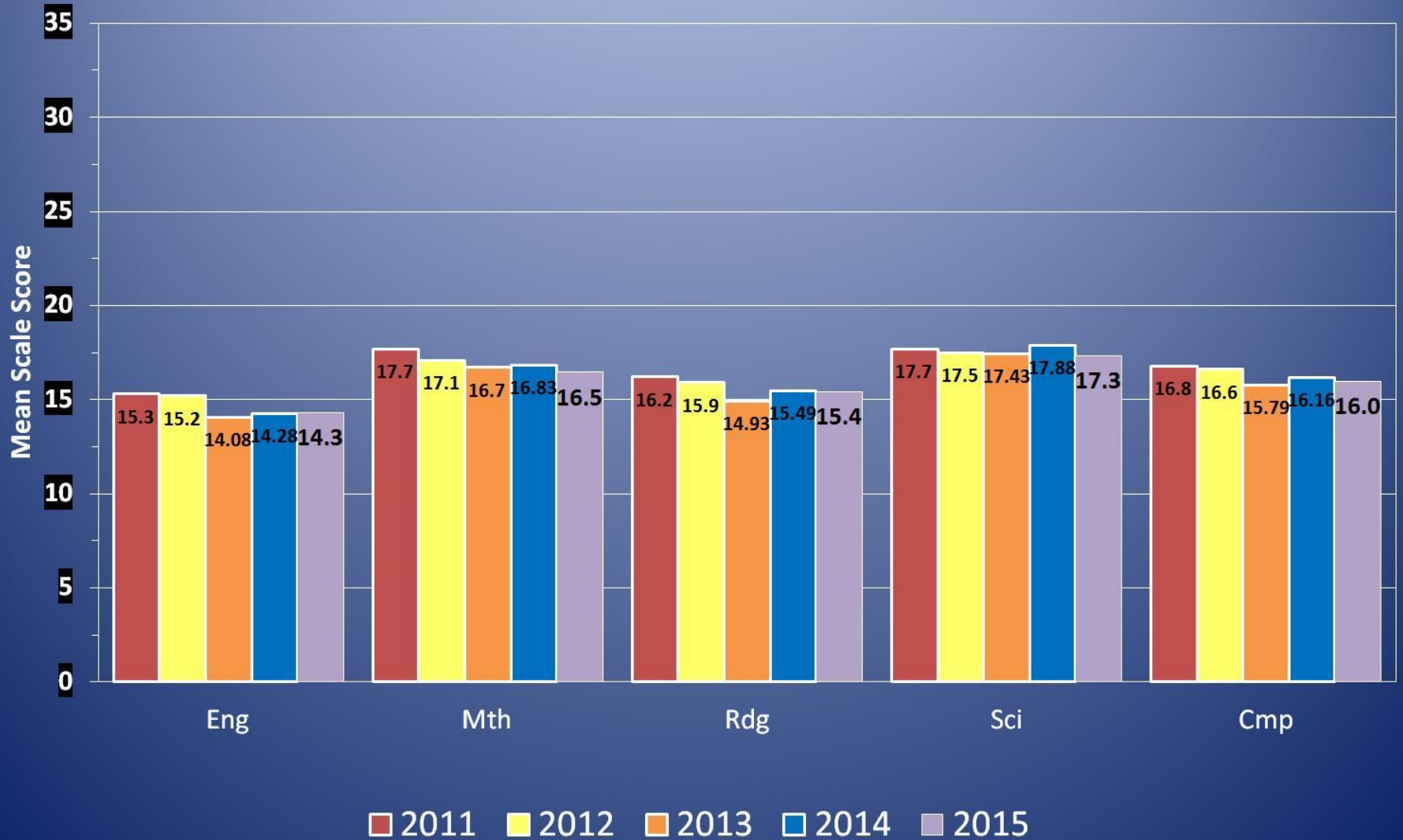


PLAN Test Results 2015 School Year

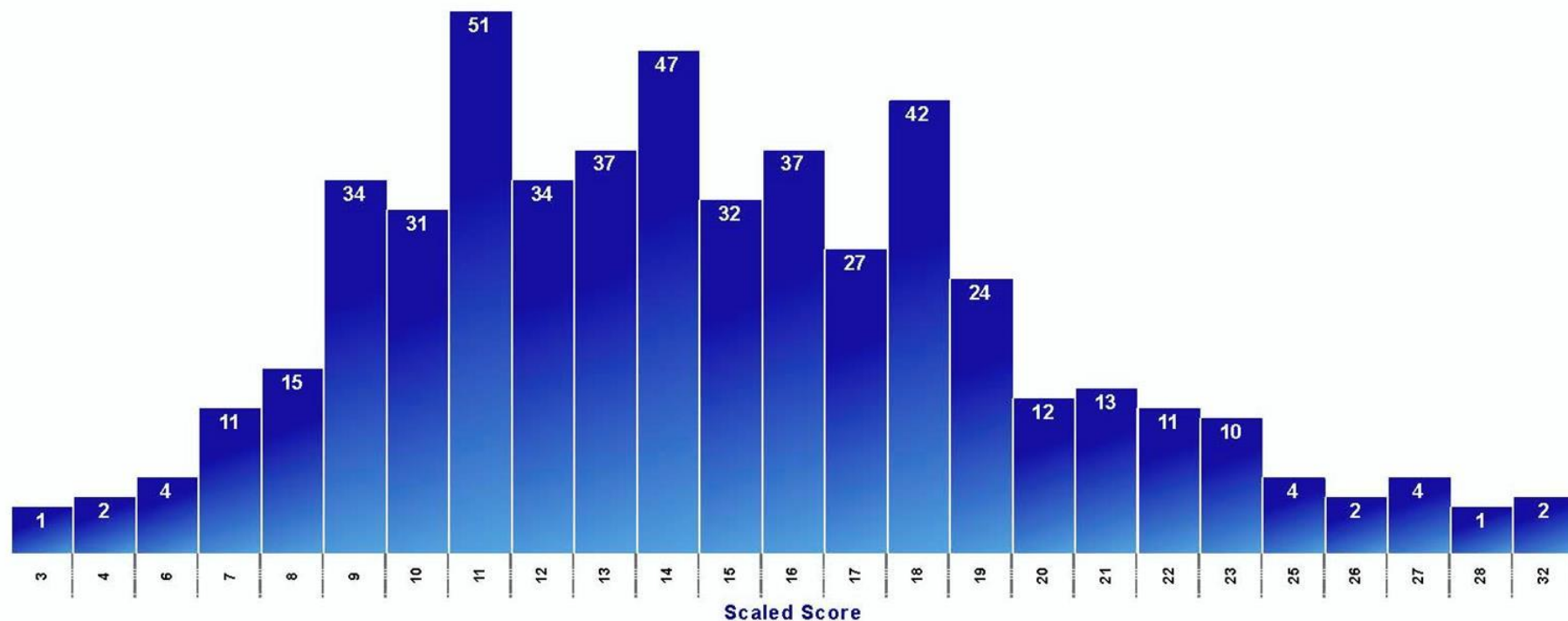
This is a nationally standardized test administered to all 9th graders for placement and predictability reference.

Mean Incoming PLAN Scale Score By School Year



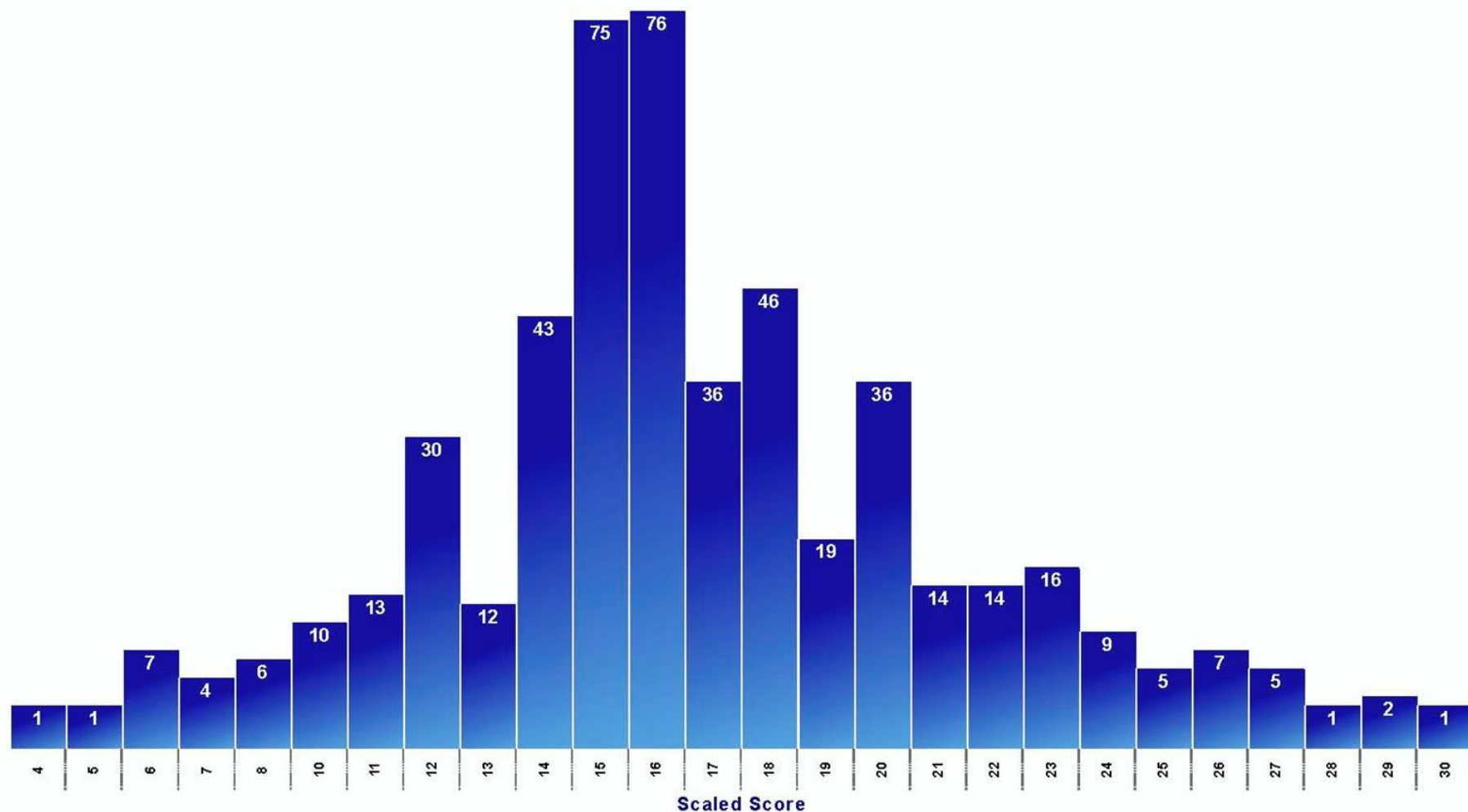
PLAN® Scaled Score Distribution

English (Each bar represents the total number of students having that scaled score)



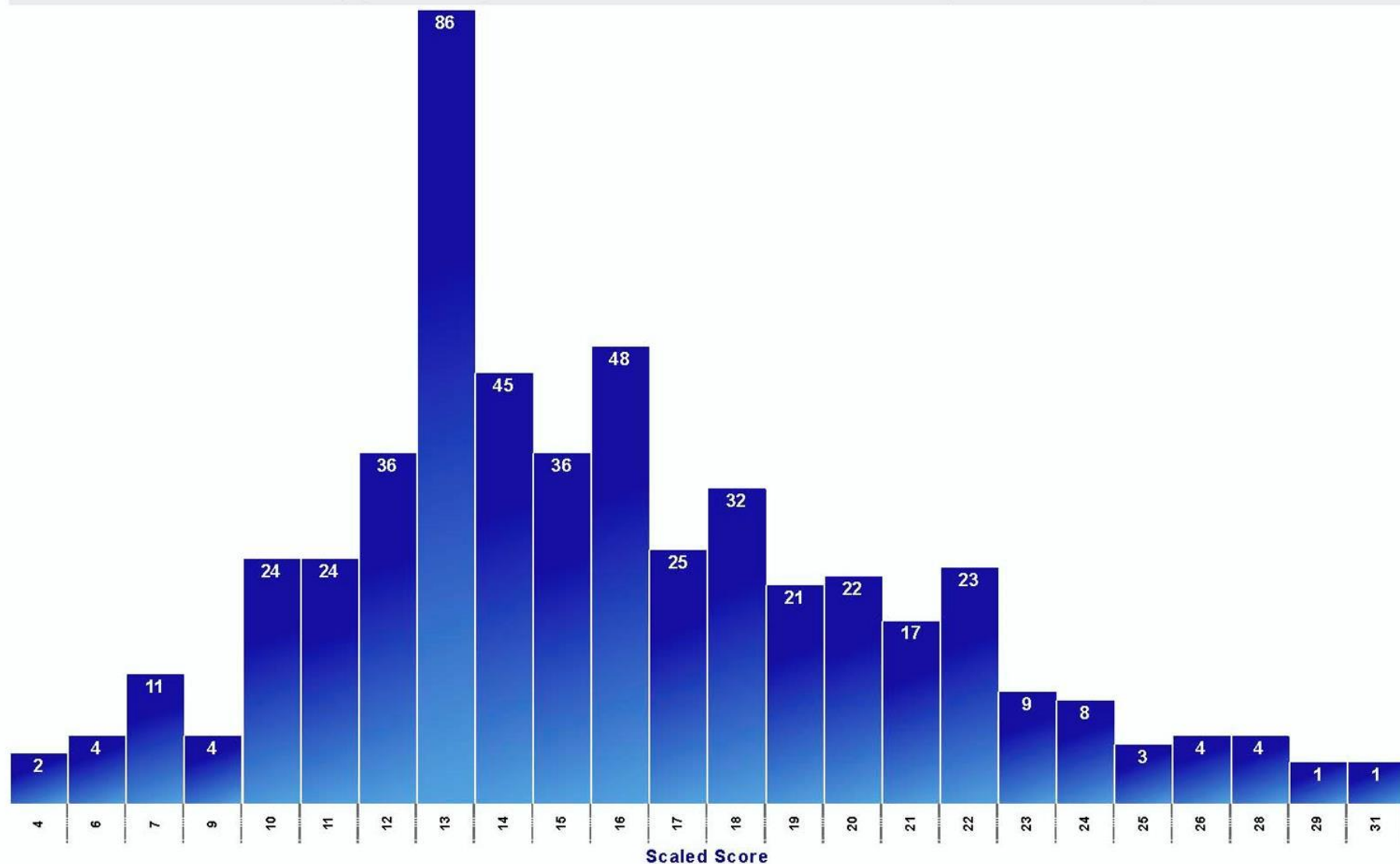
PLAN® Scaled Score Distribution

Mathematics (Each bar represents the total number of students having that scaled score)



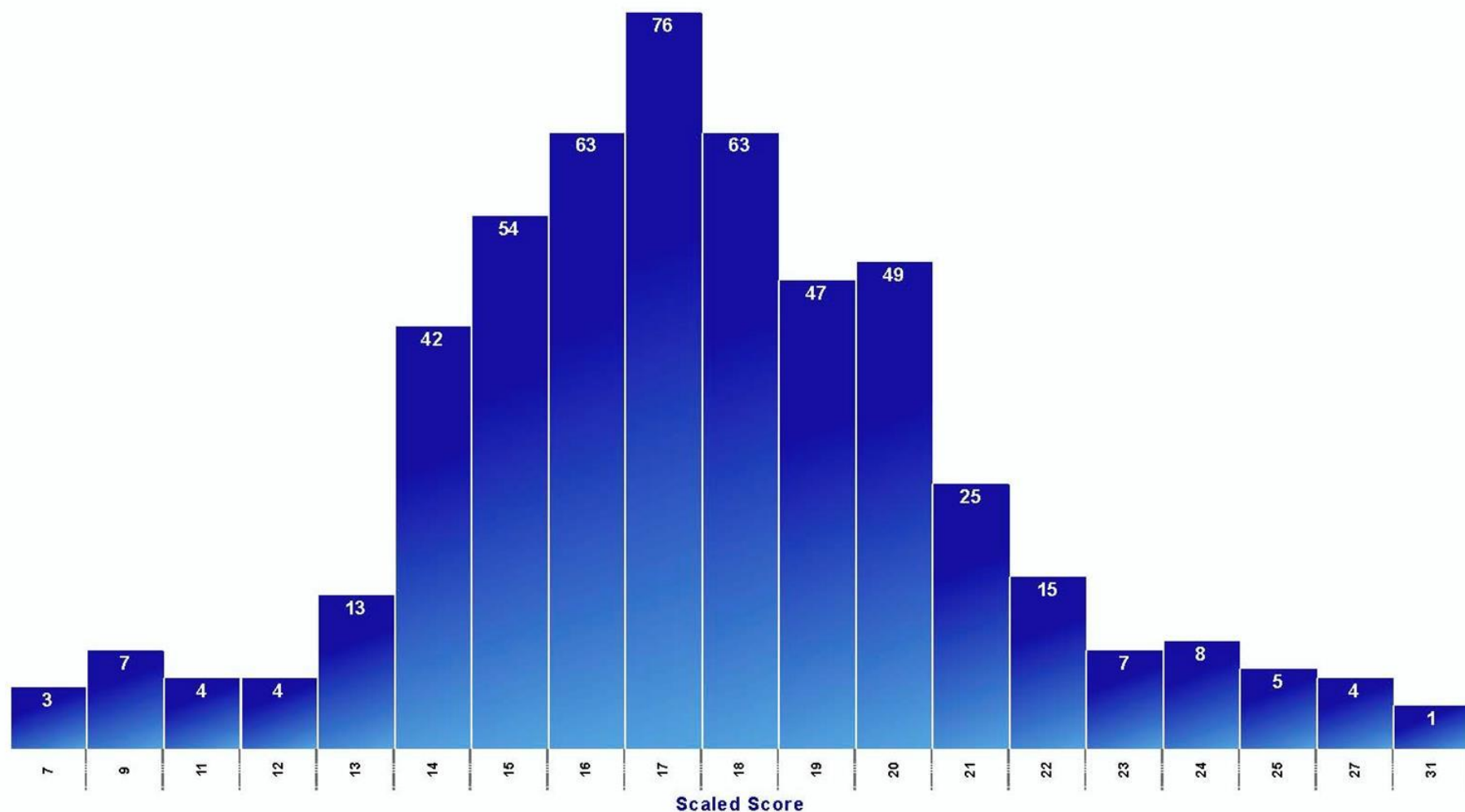
PLAN® Scaled Score Distribution

Reading (Each bar represents the total number of students having that scaled score)



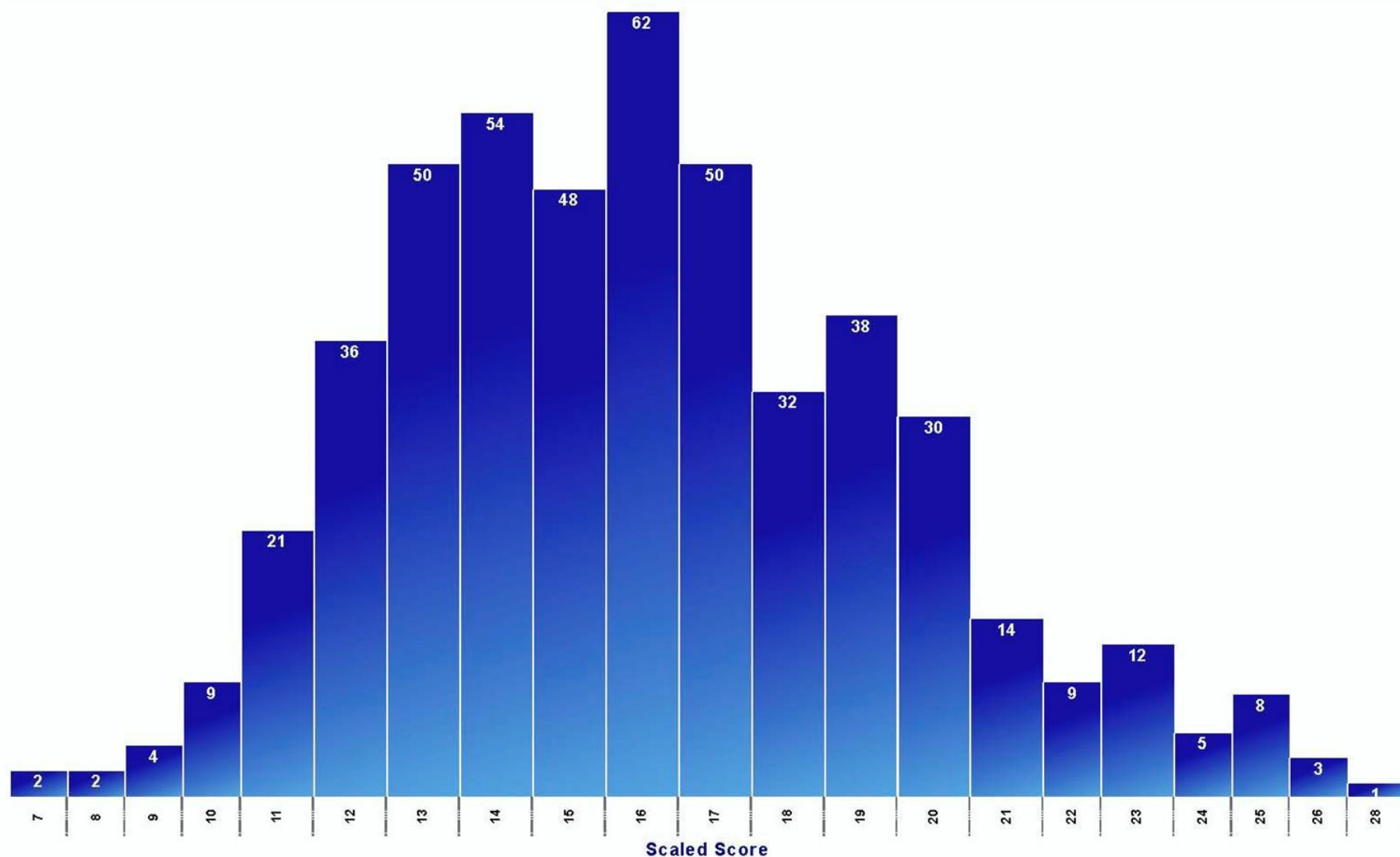
PLAN® Scaled Score Distribution

Science (Each bar represents the total number of students having that scaled score)

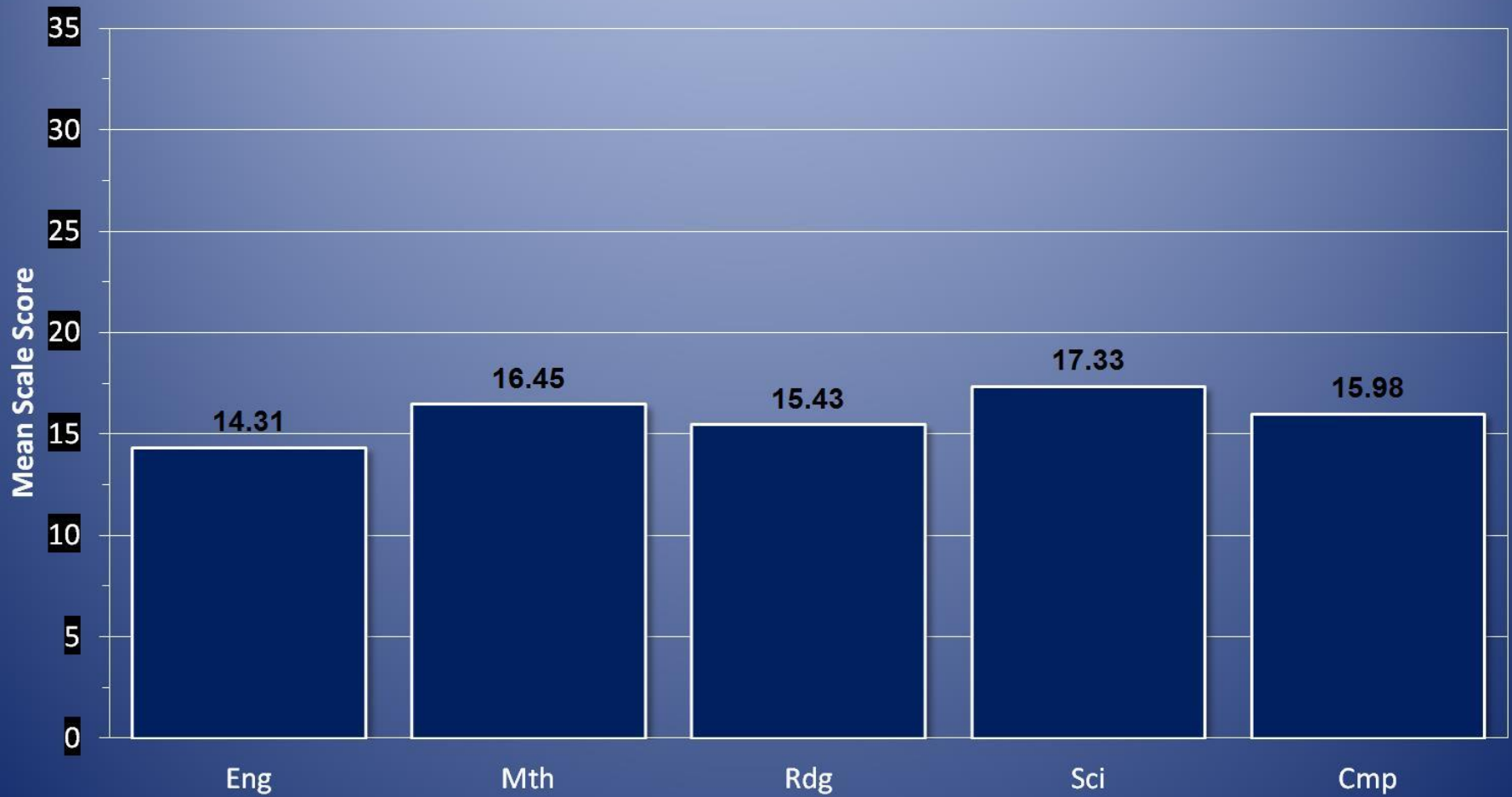


PLAN® Scaled Score Distribution

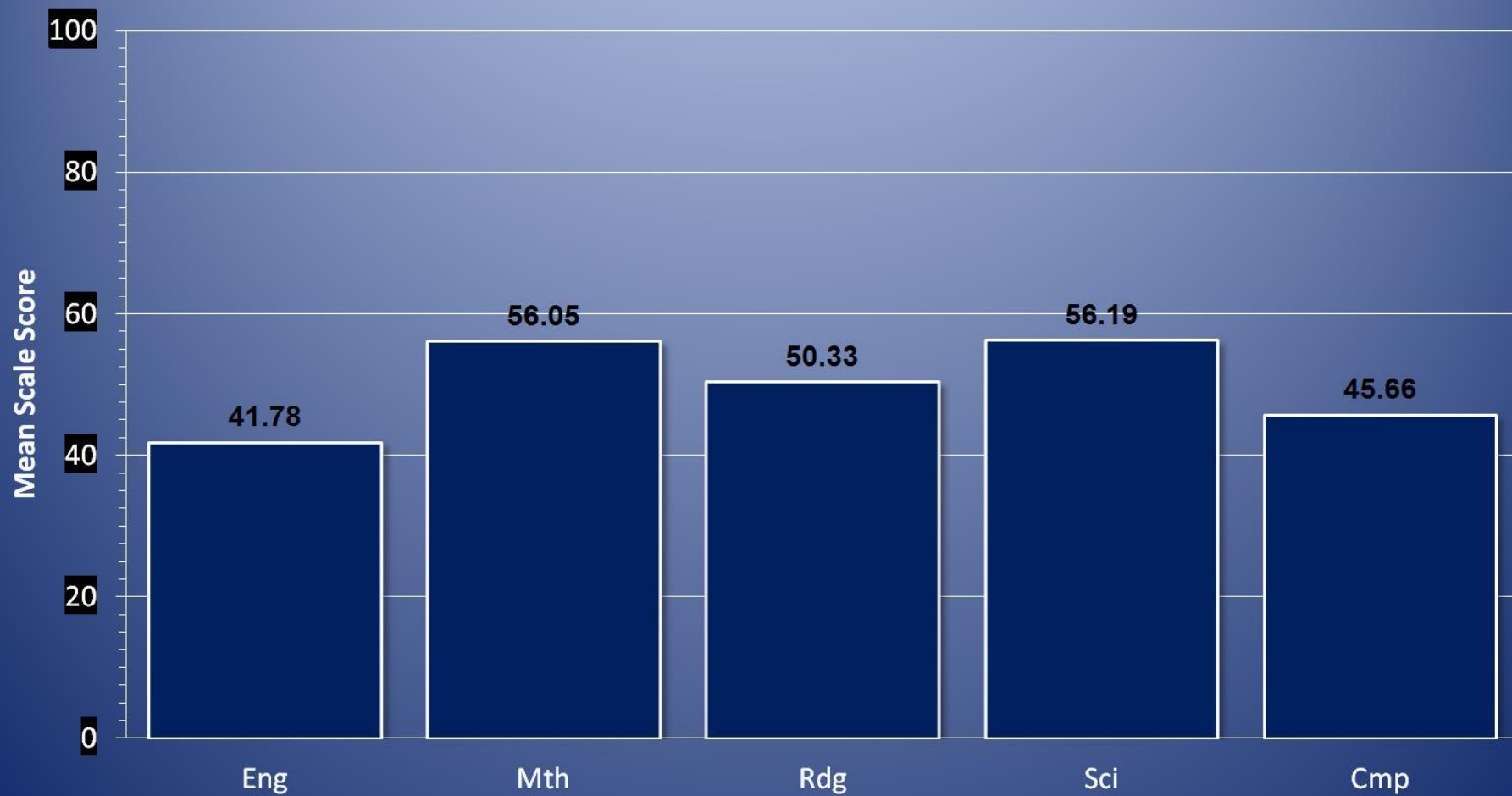
26D Test Summary (Each bar represents the total number of students having that composite/aggregate score)



Mean PLAN Scale Score Freshmen 2014/15



Mean PLAN National Percentile Freshmen 2014/15



PLAN® Error Analysis

Item	Ans	Lvl 2	Lvl 3	Lvl 4	A/F	B/G	C/H	D/J	E/K	Omit	Error	% Correct (without omits and errors)
English - 50 items (45%)												
1	B	UM	Grammar & Usage	Diction	153 (31%)	297 (60%)	25 (5%)	8 (2%)	0 (0%)	6	3	61%
2	J	UM	Sent. Struct.	Misplaced Modifiers	41 (8%)	87 (18%)	16 (3%)	341 (69%)	0 (0%)	6	1	70%
3	B	UM	Sent. Struct.	Faul. Parallelism	62 (13%)	233 (47%)	7 (1%)	182 (37%)	0 (0%)	7	1	48%
4	J	UM	Grammar & Usage	Diction	67 (14%)	22 (4%)	34 (7%)	364 (74%)	0 (0%)	5	0	75%
5	C	UM	Sent. Struct.	Comma Splices	165 (34%)	48 (10%)	252 (51%)	22 (4%)	0 (0%)	5	0	52%
6	F	RH	No Change		271 (55%)	27 (5%)	57 (12%)	132 (27%)	0 (0%)	5	0	56%
7	C	RH	Strategy	Eff. Concl. Sent.	181 (37%)	45 (9%)	243 (49%)	19 (4%)	0 (0%)	4	0	50%
8	G	RH	Strategy	Eff. Trans. Sent.	128 (26%)	186 (38%)	67 (14%)	106 (22%)	0 (0%)	5	0	38%
9	B	UM	Sent. Struct.	Unintended Meanings	157 (32%)	280 (57%)	41 (8%)	10 (2%)	0 (0%)	4	0	57%
10	F	UM	No Change		314 (64%)	52 (11%)	45 (9%)	76 (15%)	0 (0%)	5	0	64%
11	B	UM	Grammar & Usage	Diction	38 (8%)	281 (57%)	25 (5%)	141 (29%)	0 (0%)	5	2	58%
12	J	RH	Strategy	Main Idea	79 (16%)	109 (22%)	64 (13%)	233 (47%)	0 (0%)	7	0	48%
13	C	UM	Grammar & Usage	Diction	114 (23%)	59 (12%)	207 (42%)	107 (22%)	0 (0%)	5	0	43%
14	H	UM	Punctuation	Commas	79 (16%)	199 (40%)	115 (23%)	92 (19%)	0 (0%)	7	0	24%
15	C	RH	Style	Conciseness	83 (17%)	177 (36%)	117 (24%)	108 (22%)	0 (0%)	6	1	24%
16	F	UM	No Change		268 (54%)	88 (18%)	59 (12%)	69 (14%)	0 (0%)	8	0	55%
17	D	UM	Punctuation	Commas	101 (21%)	52 (11%)	8 (2%)	323 (66%)	0 (0%)	8	0	67%
18	G	UM	Sent. Struct.	Fragments	74 (15%)	313 (64%)	58 (12%)	40 (8%)	0 (0%)	7	0	65%
19	A	RH	No Change		334 (68%)	11 (2%)	54 (11%)	85 (17%)	0 (0%)	8	0	69%
20	H	UM	Punctuation	Commas	74 (15%)	33 (7%)	284 (58%)	95 (19%)	0 (0%)	6	0	58%
21	A	UM	No Change		193 (39%)	78 (16%)	48 (10%)	164 (33%)	0 (0%)	9	0	40%
22	F	UM	No Change		324 (66%)	36 (7%)	38 (8%)	84 (17%)	0 (0%)	9	1	67%
23	D	RH	Style	Idiomatic Expr.	101 (21%)	102 (21%)	19 (4%)	259 (53%)	0 (0%)	11	0	54%
24	G	UM	Grammar & Usage	Adj. vs. Adv.	127 (26%)	241 (49%)	80 (16%)	33 (7%)	0 (0%)	11	0	50%
25	A	RH	No Change		281 (57%)	125 (25%)	45 (9%)	29 (6%)	0 (0%)	12	0	59%
26	H	RH	Style	Conciseness	90 (18%)	44 (9%)	159 (32%)	184 (37%)	0 (0%)	15	0	33%
27	C	RH	Strategy	Eff. Trans. Sent.	82 (17%)	17 (3%)	368 (75%)	9 (2%)	0 (0%)	16	0	77%
28	G	UM	Grammar & Usage	Pronoun Usage	102 (21%)	175 (36%)	152 (31%)	40 (8%)	0 (0%)	22	1	37%
29	D	UM	Sent. Struct.	Faul. Parallelism	80 (16%)	83 (17%)	131 (27%)	173 (35%)	0 (0%)	25	0	37%
30	F	RH	Org.	Sent.-Lev. Struct.	286 (58%)	70 (14%)	41 (8%)	66 (13%)	0 (0%)	29	0	62%
31	A	RH	Strategy	Eff. Trans. Sent.	130 (26%)	162 (33%)	76 (15%)	83 (17%)	0 (0%)	40	1	29%
32	F	RH	No Change		272 (55%)	75 (15%)	73 (15%)	26 (5%)	0 (0%)	46	0	61%
33	B	UM	Sent. Struct.	Fragments	47 (10%)	151 (31%)	124 (25%)	112 (23%)	0 (0%)	58	0	35%
34	H	UM	Grammar & Usage	Verb Tense	51 (10%)	69 (14%)	282 (57%)	28 (6%)	0 (0%)	62	0	66%
35	B	UM	Grammar & Usage	Adj. vs. Adv.	86 (17%)	253 (51%)	59 (12%)	25 (5%)	0 (0%)	68	1	60%
36	J	UM	Punctuation	Commas	58 (12%)	80 (16%)	30 (6%)	249 (51%)	0 (0%)	73	2	60%
37	D	UM	Sent. Struct.	Fragments	96 (20%)	88 (18%)	52 (11%)	173 (35%)	0 (0%)	83	0	42%
38	J	RH	Strategy	Approp. Suppor. Mat.	126 (26%)	103 (21%)	55 (11%)	107 (22%)	0 (0%)	99	2	27%
39	B	UM	Sent. Struct.	Comma Splices	69 (14%)	224 (46%)	25 (5%)	63 (13%)	0 (0%)	111	0	59%
40	J	RH	Strategy	Approp. Suppor. Mat.	155 (32%)	80 (16%)	45 (9%)	89 (18%)	0 (0%)	123	0	24%

PLAN Error Analysis

Item	Ans	Lvl 2	Lvl 3	Lvl 4	A/F	B/G	C/H	D/J	E/K	Omit	Error	% Correct (without omits and errors)
41	D	UM	Grammar & Usage	Verb Tense	35 (7%)	111 (23%)	88 (18%)	131 (27%)	0 (0%)	127	0	36%
42	G	UM	Grammar & Usage	Diction	39 (8%)	221 (45%)	84 (17%)	19 (4%)	0 (0%)	129	0	61%
43	D	UM	Sent. Struct.	Run-On Sent.	49 (10%)	92 (19%)	60 (12%)	141 (29%)	0 (0%)	149	1	41%
44	F	RH	No Change		182 (37%)	75 (15%)	35 (7%)	44 (9%)	0 (0%)	156	0	54%
45	C	UM	Punctuation	Commas	33 (7%)	56 (11%)	181 (37%)	62 (13%)	0 (0%)	160	0	55%
46	J	RH	Strategy	Eff. Trans. Sent.	94 (19%)	103 (21%)	49 (10%)	77 (16%)	0 (0%)	168	1	24%
47	A	UM	No Change		82 (17%)	128 (26%)	40 (8%)	66 (13%)	0 (0%)	176	0	26%
48	J	RH	Style	Conciseness	97 (20%)	84 (17%)	57 (12%)	71 (14%)	0 (0%)	183	0	23%
49	A	RH	Strategy	Approp. Suppor. Mat.	105 (21%)	78 (16%)	61 (12%)	41 (8%)	0 (0%)	206	1	37%
50	H	UM	Sent. Struct.	Comma Splices	49 (10%)	33 (7%)	163 (33%)	38 (8%)	0 (0%)	209	0	58%

Mathematics - 40 items (49%)

1	C	EA	Manip. Alg. Expr.	Evaluating Expr.	27 (5%)	23 (5%)	407 (83%)	18 (4%)	12 (2%)	4	1	84%
2	H	EA	Simple Manip.		27 (5%)	35 (7%)	374 (76%)	40 (8%)	9 (2%)	6	1	77%
3	A	GT	Geo.		380 (77%)	40 (8%)	29 (6%)	20 (4%)	19 (4%)	4	0	78%
4	J	EA	Simple Manip.		67 (14%)	7 (1%)	9 (2%)	391 (79%)	14 (3%)	4	0	80%
5	C	EA	Manip. Alg. Expr.	Manip. Expr. w/Expo.	22 (4%)	5 (1%)	335 (68%)	8 (2%)	119 (24%)	3	0	69%
6	J	EA	Data Representation	Tables (Matrices)	33 (7%)	31 (6%)	28 (6%)	343 (70%)	54 (11%)	3	0	70%
7	B	EA	Simple Manip.		10 (2%)	406 (83%)	26 (5%)	29 (6%)	18 (4%)	3	0	83%
8	H	EA	Complic. Arith. App.		54 (11%)	53 (11%)	323 (66%)	50 (10%)	8 (2%)	3	1	66%
9	D	EA	Manip. Alg. Expr.	Creating Alg. Expr.	147 (30%)	26 (5%)	50 (10%)	255 (52%)	11 (2%)	3	0	52%
10	G	EA	Solving Eq. w/1 Var.	Simple Eq.	12 (2%)	369 (75%)	22 (4%)	6 (1%)	77 (16%)	4	2	76%
11	C	EA	Common Arith.	Percents	46 (9%)	76 (15%)	295 (60%)	28 (6%)	42 (9%)	4	1	61%
12	G	EA	Complic. Arith. App.		72 (15%)	252 (51%)	59 (12%)	49 (10%)	53 (11%)	6	1	52%
13	C	EA	Data Representation	Tables (Matrices)	72 (15%)	74 (15%)	268 (54%)	52 (11%)	16 (3%)	8	2	56%
14	K	GT	Rectangles & Squares		80 (16%)	41 (8%)	69 (14%)	68 (14%)	228 (46%)	6	0	47%
15	D	EA	Solving Eq. w/1 Var.	Simple Ineq.	88 (18%)	58 (12%)	62 (13%)	254 (52%)	24 (5%)	6	0	52%
16	K	GT	Lines & Angles		73 (15%)	33 (7%)	53 (11%)	89 (18%)	237 (48%)	6	1	49%
17	D	EA	Solv. Quad. Eq.		14 (3%)	25 (5%)	47 (10%)	306 (62%)	94 (19%)	6	0	63%
18	G	EA	Common Arith.	Abs. Value	54 (11%)	176 (36%)	37 (8%)	25 (5%)	193 (39%)	7	0	36%
19	B	EA	Common Arith.	Prop. of Numbers	73 (15%)	172 (35%)	97 (20%)	117 (24%)	20 (4%)	11	2	36%
20	K	GT	Coord. System		39 (8%)	18 (4%)	10 (2%)	32 (7%)	386 (78%)	7	0	80%
21	E	GT	Complex Figures		124 (25%)	69 (14%)	55 (11%)	29 (6%)	208 (42%)	6	1	43%
22	H	GT	Tri.	Working w/Tri.	21 (4%)	135 (27%)	243 (49%)	49 (10%)	32 (7%)	12	0	51%
23	A	EA	Solving Eq. w/1 Var.	Simple Eq.	248 (50%)	55 (11%)	103 (21%)	47 (10%)	28 (6%)	11	0	52%
24	K	EA	Simple Manip.		20 (4%)	17 (3%)	24 (5%)	65 (13%)	353 (72%)	12	1	74%
25	A	EA	Data Representation	Bar & Line Graphs	187 (38%)	168 (34%)	17 (3%)	36 (7%)	70 (14%)	13	1	39%
26	F	GT	Geo.		237 (48%)	80 (16%)	62 (13%)	70 (14%)	27 (5%)	16	0	50%
27	A	GT	Tri.	Working w/Tri.	190 (39%)	66 (13%)	82 (17%)	55 (11%)	83 (17%)	16	0	40%
28	F	GT	Complex Figures		143 (29%)	88 (18%)	112 (23%)	84 (17%)	48 (10%)	17	0	30%
29	C	GT	Slope of a Line		81 (16%)	138 (28%)	158 (32%)	52 (11%)	40 (8%)	23	0	34%

PLAN Error Analysis

Item	Ans	Lvl 2	Lvl 3	Lvl 4	A/F	B/G	C/H	D/J	E/K	Omit	Error	% Correct (without omits and errors)
30	F	EA	Data Representation	Bar & Line Graphs	220 (45%)	68 (14%)	41 (8%)	91 (18%)	49 (10%)	21	2	47%
31	E	EA	Common Arith.	Proportions	57 (12%)	112 (23%)	120 (24%)	101 (21%)	72 (15%)	30	0	16%
32	J	EA	Complic. Arith. App.		38 (8%)	135 (27%)	43 (9%)	184 (37%)	47 (10%)	43	2	41%
33	C	EA	Manip. Alg. Expr.	Basic Alg. Manip.	75 (15%)	92 (19%)	156 (32%)	75 (15%)	39 (8%)	51	4	36%
34	F	GT	Circles		133 (27%)	69 (14%)	141 (29%)	48 (10%)	40 (8%)	61	0	31%
35	E	EA	Common Arith.	Sets	55 (11%)	81 (16%)	101 (21%)	83 (17%)	105 (21%)	67	0	25%
36	J	EA	Alg. Functions	Function Notation	70 (14%)	93 (19%)	90 (18%)	111 (23%)	50 (10%)	78	0	27%
37	B	GT	Lines & Angles		74 (15%)	130 (26%)	66 (13%)	64 (13%)	71 (14%)	85	2	32%
38	G	EA	Alg.		55 (11%)	106 (22%)	108 (22%)	96 (20%)	27 (5%)	98	2	27%
39	D	GT	Lines & Angles		42 (9%)	42 (9%)	88 (18%)	121 (25%)	94 (19%)	104	1	31%
40	H	GT	Slope of a Line		76 (15%)	98 (20%)	90 (18%)	72 (15%)	36 (7%)	120	0	24%

Reading - 25 items (45%)

1	B	AL	Voice		50 (10%)	307 (62%)	83 (17%)	47 (10%)	0 (0%)	3	2	63%
2	F	AL	Voice		274 (56%)	159 (32%)	14 (3%)	40 (8%)	0 (0%)	3	2	56%
3	C	AL	Voice		13 (3%)	34 (7%)	369 (75%)	73 (15%)	0 (0%)	3	0	75%
4	F	AL	Explicit Detail		287 (58%)	90 (18%)	60 (12%)	51 (10%)	0 (0%)	3	1	59%
5	B	AL	Explicit Detail		61 (12%)	235 (48%)	137 (28%)	56 (11%)	0 (0%)	2	1	48%
6	J	AL	Explicit Detail		46 (9%)	69 (14%)	34 (7%)	339 (69%)	0 (0%)	4	0	69%
7	D	AL	Implied Idea		105 (21%)	42 (9%)	41 (8%)	300 (61%)	0 (0%)	4	0	61%
8	J	AL	Implied Idea		127 (26%)	77 (16%)	83 (17%)	202 (41%)	0 (0%)	3	0	41%
9	B	SS	Main Idea		79 (16%)	297 (60%)	47 (10%)	62 (13%)	0 (0%)	6	1	61%
10	H	SS	Implied Idea		35 (7%)	96 (20%)	296 (60%)	59 (12%)	0 (0%)	5	1	61%
11	D	SS	App.		112 (23%)	85 (17%)	57 (12%)	231 (47%)	0 (0%)	7	0	48%
12	G	SS	Explicit Detail		63 (13%)	257 (52%)	110 (22%)	50 (10%)	0 (0%)	12	0	54%
13	C	SS	Develop.		106 (22%)	160 (33%)	177 (36%)	34 (7%)	0 (0%)	15	0	37%
14	G	SS	Implied Idea		68 (14%)	320 (65%)	48 (10%)	34 (7%)	0 (0%)	21	1	68%
15	A	SS	Implied Idea		79 (16%)	171 (35%)	98 (20%)	115 (23%)	0 (0%)	27	2	17%
16	G	SS	Explicit Detail		104 (21%)	170 (35%)	127 (26%)	57 (12%)	0 (0%)	34	0	37%
17	C	AL	Explicit Detail		125 (25%)	79 (16%)	152 (31%)	78 (16%)	0 (0%)	58	0	35%
18	J	AL	Implied Idea		64 (13%)	81 (16%)	88 (18%)	186 (38%)	0 (0%)	72	1	44%
19	B	AL	Explicit Detail		118 (24%)	103 (21%)	139 (28%)	50 (10%)	0 (0%)	80	2	25%
20	J	AL	Implied Idea		115 (23%)	60 (12%)	93 (19%)	128 (26%)	0 (0%)	96	0	32%
21	D	AL	Main Idea		111 (23%)	112 (23%)	59 (12%)	100 (20%)	0 (0%)	109	1	26%
22	H	AL	Implied Idea		85 (17%)	74 (15%)	157 (32%)	57 (12%)	0 (0%)	116	3	42%
23	B	AL	Implied Idea		84 (17%)	156 (32%)	81 (16%)	42 (9%)	0 (0%)	129	0	43%
24	F	AL	Vocabulary		192 (39%)	85 (17%)	47 (10%)	26 (5%)	0 (0%)	142	0	55%
25	A	AL	Implied Idea		182 (37%)	43 (9%)	55 (11%)	50 (10%)	0 (0%)	161	1	55%

Science - 30 items (47%)

1	D	CV	Comprehension		45 (9%)	44 (9%)	35 (7%)	366 (74%)	0 (0%)	2	0	75%
2	F	CV	Analysis		323 (66%)	78 (16%)	47 (10%)	40 (8%)	0 (0%)	2	2	66%

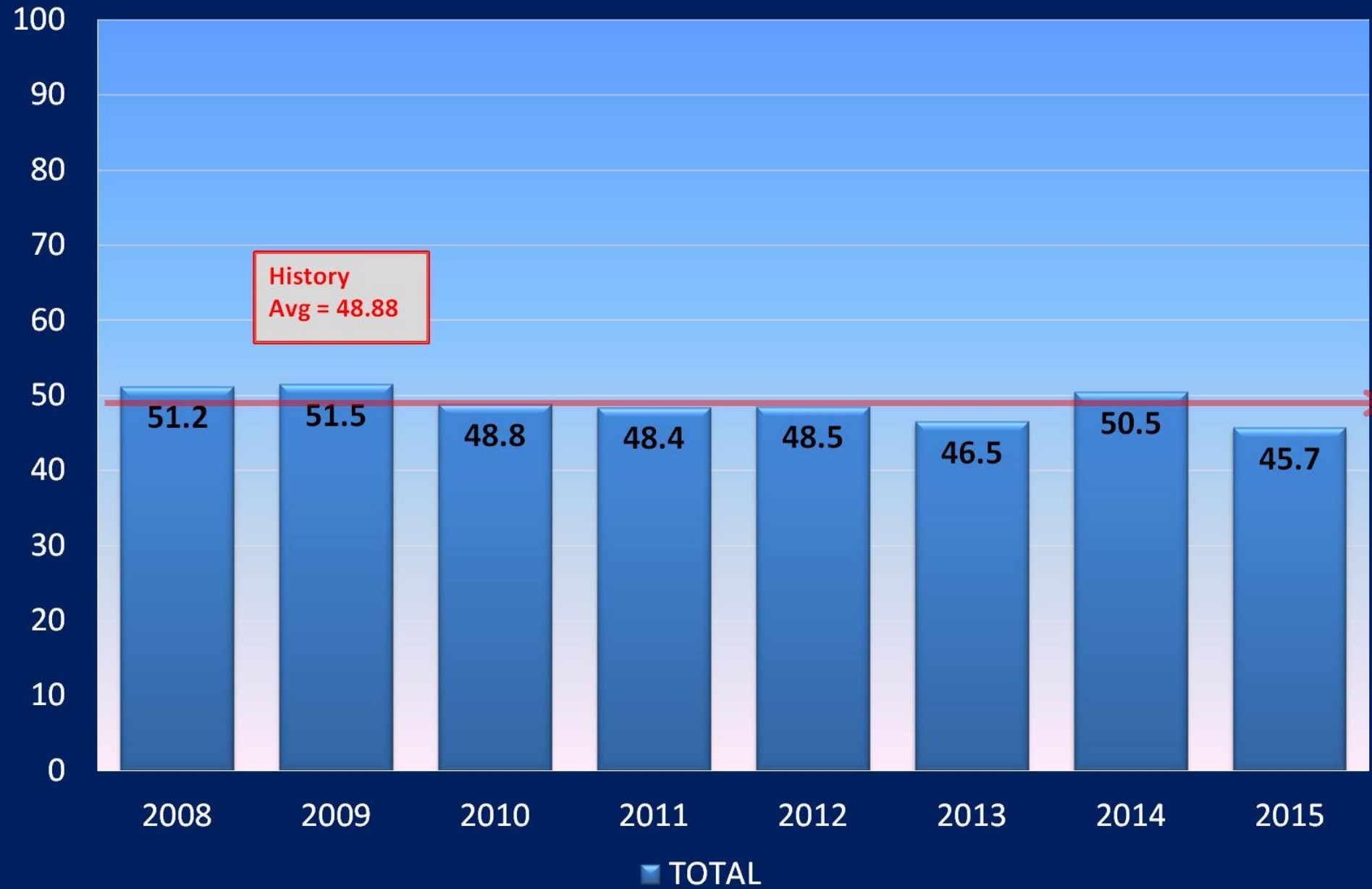
PLAN Error Analysis

Item	Ans	Lvl 2	Lvl 3	Lvl 4	A/F	B/G	C/H	D/J	E/K	Omit	Error	% Correct (without omits and errors)
3	A	CV	App.		379 (77%)	30 (6%)	48 (10%)	28 (6%)	0 (0%)	5	2	78%
4	F	CV	Comprehension		354 (72%)	24 (5%)	48 (10%)	62 (13%)	0 (0%)	3	1	73%
5	B	CV	App.		127 (26%)	205 (42%)	115 (23%)	41 (8%)	0 (0%)	4	0	42%
6	J	CV	Analysis		35 (7%)	134 (27%)	63 (13%)	255 (52%)	0 (0%)	4	1	52%
7	A	RS	Analysis		320 (65%)	66 (13%)	72 (15%)	27 (5%)	0 (0%)	6	1	66%
8	G	RS	Analysis		49 (10%)	311 (63%)	79 (16%)	44 (9%)	0 (0%)	9	0	64%
9	D	RS	App.		26 (5%)	59 (12%)	86 (17%)	312 (63%)	0 (0%)	7	2	65%
10	G	RS	Analysis		61 (12%)	217 (44%)	111 (23%)	92 (19%)	0 (0%)	9	2	45%
11	A	RS	App.		261 (53%)	43 (9%)	67 (14%)	110 (22%)	0 (0%)	10	1	54%
12	H	RS	Comprehension		85 (17%)	101 (21%)	248 (50%)	47 (10%)	0 (0%)	10	1	52%
13	B	RS	Analysis		72 (15%)	255 (52%)	72 (15%)	81 (16%)	0 (0%)	12	0	53%
14	H	DR	Analysis		114 (23%)	85 (17%)	238 (48%)	45 (9%)	0 (0%)	10	0	49%
15	B	DR	Analysis		59 (12%)	317 (64%)	58 (12%)	46 (9%)	0 (0%)	12	0	66%
16	H	DR	Comprehension		55 (11%)	57 (12%)	296 (60%)	69 (14%)	0 (0%)	15	0	62%
17	D	DR	Comprehension		47 (10%)	136 (28%)	39 (8%)	254 (52%)	0 (0%)	16	0	53%
18	J	DR	Analysis		31 (6%)	105 (21%)	148 (30%)	187 (38%)	0 (0%)	19	2	40%
19	A	DR	Analysis		234 (48%)	128 (26%)	71 (14%)	26 (5%)	0 (0%)	32	1	51%
20	J	DR	Analysis		74 (15%)	94 (19%)	92 (19%)	197 (40%)	0 (0%)	34	1	43%
21	B	DR	Analysis		56 (11%)	201 (41%)	156 (32%)	38 (8%)	0 (0%)	40	1	45%
22	H	DR	Analysis		76 (15%)	91 (18%)	158 (32%)	122 (25%)	0 (0%)	45	0	35%
23	C	DR	App.		86 (17%)	86 (17%)	157 (32%)	109 (22%)	0 (0%)	53	1	36%
24	G	RS	Analysis		93 (19%)	234 (48%)	60 (12%)	35 (7%)	0 (0%)	69	1	55%
25	D	RS	Comprehension		72 (15%)	82 (17%)	120 (24%)	138 (28%)	0 (0%)	78	2	33%
26	J	RS	Analysis		54 (11%)	89 (18%)	119 (24%)	140 (28%)	0 (0%)	90	0	35%
27	B	RS	Analysis		72 (15%)	143 (29%)	103 (21%)	64 (13%)	0 (0%)	108	2	37%
28	H	RS	Analysis		98 (20%)	118 (24%)	115 (23%)	47 (10%)	0 (0%)	114	0	30%
29	D	RS	Analysis		105 (21%)	104 (21%)	92 (19%)	71 (14%)	0 (0%)	120	0	19%
30	H	RS	App.		82 (17%)	114 (23%)	102 (21%)	64 (13%)	0 (0%)	130	0	28%

This score report was generated by Cambridge Educational Services, Inc. using an ACT, Inc. Sample/Practice exam. This report is not approved, endorsed, or authorized by ACT, Inc. and should not be viewed or used as such. ACT®, PLAN®, EXPLORE®, WorkKeys®, and College Readiness Standards® are registered trademarks of ACT, Inc., which is not affiliated with Cambridge Educational Services, Inc.

PLAN Test Results – NPR

Mean Reading Score by Year



PLAN Test Results - NPR

Mean Math Score by Year



PLAN® Content Distribution

Item	Ans	A/F	B/G	C/H	D/J	E/K	Omit	Error	% Correct (without omits and errors)
English - 50 items (45%)									
Rhetorical Skills (40%)									
Strategy (35%)									
Approp. Suppor. Mat. (20%)									
38	J	126 (26%)	103 (21%)	55 (11%)	107 (22%)	0 (0%)	99	2	27%
40	J	155 (32%)	80 (16%)	45 (9%)	89 (18%)	0 (0%)	123	0	24%
49	A	105 (21%)	78 (16%)	61 (12%)	41 (8%)	0 (0%)	206	1	37%
Eff. Trans. Sent. (39%)									
8	G	128 (26%)	186 (38%)	67 (14%)	106 (22%)	0 (0%)	5	0	38%
27	C	82 (17%)	17 (3%)	368 (75%)	9 (2%)	0 (0%)	16	0	77%
31	A	130 (26%)	162 (33%)	76 (15%)	83 (17%)	0 (0%)	40	1	29%
46	J	94 (19%)	103 (21%)	49 (10%)	77 (16%)	0 (0%)	168	1	24%
Eff. Concl. Sent. (49%)									
7	C	181 (37%)	45 (9%)	243 (49%)	19 (4%)	0 (0%)	4	0	50%
Main Idea (47%)									
12	J	79 (16%)	109 (22%)	64 (13%)	233 (47%)	0 (0%)	7	0	48%
Org. (58%)									
Sent.-Lev. Struct. (58%)									
30	F	286 (58%)	70 (14%)	41 (8%)	66 (13%)	0 (0%)	29	0	62%
Style (31%)									
Conciseness (24%)									
15	C	83 (17%)	177 (36%)	117 (24%)	108 (22%)	0 (0%)	6	1	24%
26	H	90 (18%)	44 (9%)	159 (32%)	184 (37%)	0 (0%)	15	0	33%
48	J	97 (20%)	84 (17%)	57 (12%)	71 (14%)	0 (0%)	183	0	23%
Idiomatic Expr. (53%)									
23	D	101 (21%)	102 (21%)	19 (4%)	259 (53%)	0 (0%)	11	0	54%
No Change (54%)									
6	F	271 (55%)	27 (5%)	57 (12%)	132 (27%)	0 (0%)	5	0	56%
19	A	334 (68%)	11 (2%)	54 (11%)	85 (17%)	0 (0%)	8	0	69%
25	A	281 (57%)	125 (25%)	45 (9%)	29 (6%)	0 (0%)	12	0	59%
32	F	272 (55%)	75 (15%)	73 (15%)	26 (5%)	0 (0%)	46	0	61%
44	F	182 (37%)	75 (15%)	35 (7%)	44 (9%)	0 (0%)	156	0	54%
Usage/Mechanics (47%)									
Sent. Struct. (45%)									
Run-On Sent. (29%)									
43	D	49 (10%)	92 (19%)	60 (12%)	141 (29%)	0 (0%)	149	1	41%
Comma Splices (43%)									
5	C	165 (34%)	48 (10%)	252 (51%)	22 (4%)	0 (0%)	5	0	52%
39	B	69 (14%)	224 (46%)	25 (5%)	63 (13%)	0 (0%)	111	0	59%
50	H	49 (10%)	33 (7%)	163 (33%)	38 (8%)	0 (0%)	209	0	58%
Fragments (43%)									
18	G	74 (15%)	313 (64%)	58 (12%)	40 (8%)	0 (0%)	7	0	65%
33	B	47 (10%)	151 (31%)	124 (25%)	112 (23%)	0 (0%)	58	0	35%
37	D	96 (20%)	88 (18%)	52 (11%)	173 (35%)	0 (0%)	83	0	42%
Faul. Parallelism (41%)									
3	B	62 (13%)	233 (47%)	7 (1%)	182 (37%)	0 (0%)	7	1	48%

PLAN Content Distribution

Item	Ans	A/F	B/G	C/H	D/J	E/K	Omit	Error	% Correct (without omits and errors)
29	D	80 (16%)	83 (17%)	131 (27%)	173 (35%)	0 (0%)	25	0	37%
Misplaced Modifiers (69%)									
2	J	41 (8%)	87 (18%)	16 (3%)	341 (69%)	0 (0%)	6	1	70%
Unintended Meanings (57%)									
9	B	157 (32%)	280 (57%)	41 (8%)	10 (2%)	0 (0%)	4	0	57%
Punctuation (47%)									
Commas (47%)									
14	H	79 (16%)	199 (40%)	115 (23%)	92 (19%)	0 (0%)	7	0	24%
17	D	101 (21%)	52 (11%)	8 (2%)	323 (66%)	0 (0%)	8	0	67%
20	H	74 (15%)	33 (7%)	284 (58%)	95 (19%)	0 (0%)	6	0	58%
36	J	58 (12%)	80 (16%)	30 (6%)	249 (51%)	0 (0%)	73	2	60%
45	C	33 (7%)	56 (11%)	181 (37%)	62 (13%)	0 (0%)	160	0	55%
No Change (48%)									
10	F	314 (64%)	52 (11%)	45 (9%)	76 (15%)	0 (0%)	5	0	64%
16	F	268 (54%)	88 (18%)	59 (12%)	69 (14%)	0 (0%)	8	0	55%
21	A	193 (39%)	78 (16%)	48 (10%)	164 (33%)	0 (0%)	9	0	40%
22	F	324 (66%)	36 (7%)	38 (8%)	84 (17%)	0 (0%)	9	1	67%
47	A	82 (17%)	128 (26%)	40 (8%)	66 (13%)	0 (0%)	176	0	26%
Grammar & Usage (50%)									
Pronoun Usage (36%)									
28	G	102 (21%)	175 (36%)	152 (31%)	40 (8%)	0 (0%)	22	1	37%
Adj. vs. Adv. (50%)									
24	G	127 (26%)	241 (49%)	80 (16%)	33 (7%)	0 (0%)	11	0	50%
35	B	86 (17%)	253 (51%)	59 (12%)	25 (5%)	0 (0%)	68	1	60%
Verb Tense (42%)									
34	H	51 (10%)	69 (14%)	282 (57%)	28 (6%)	0 (0%)	62	0	66%
41	D	35 (7%)	111 (23%)	88 (18%)	131 (27%)	0 (0%)	127	0	36%
Diction (56%)									
1	B	153 (31%)	297 (60%)	25 (5%)	8 (2%)	0 (0%)	6	3	61%
4	J	67 (14%)	22 (4%)	34 (7%)	364 (74%)	0 (0%)	5	0	75%
11	B	38 (8%)	281 (57%)	25 (5%)	141 (29%)	0 (0%)	5	2	58%
13	C	114 (23%)	59 (12%)	207 (42%)	107 (22%)	0 (0%)	5	0	43%
42	G	39 (8%)	221 (45%)	84 (17%)	19 (4%)	0 (0%)	129	0	61%

Mathematics - 40 items (49%)

Arith. (53%)									
Simple Manip. (77%)									
2	H	27 (5%)	35 (7%)	374 (76%)	40 (8%)	9 (2%)	6	1	77%
4	J	67 (14%)	7 (1%)	9 (2%)	391 (79%)	14 (3%)	4	0	80%
7	B	10 (2%)	406 (83%)	26 (5%)	29 (6%)	18 (4%)	3	0	83%
24	K	20 (4%)	17 (3%)	24 (5%)	65 (13%)	353 (72%)	12	1	74%
Complic. Arith. App. (51%)									
8	H	54 (11%)	53 (11%)	323 (66%)	50 (10%)	8 (2%)	3	1	66%
12	G	72 (15%)	252 (51%)	59 (12%)	49 (10%)	53 (11%)	6	1	52%
32	J	38 (8%)	135 (27%)	43 (9%)	184 (37%)	47 (10%)	43	2	41%
Common Arith. (33%)									

PLAN Content Distribution

Item	Ans	A/F	B/G	C/H	D/J	E/K	Omit	Error	% Correct (without omits and errors)
Prop. of Numbers (35%)									
19	B	73 (15%)	172 (35%)	97 (20%)	117 (24%)	20 (4%)	11	2	36%
Sets (21%)									
35	E	55 (11%)	81 (16%)	101 (21%)	83 (17%)	105 (21%)	67	0	25%
Abs. Value (36%)									
18	G	54 (11%)	176 (36%)	37 (8%)	25 (5%)	193 (39%)	7	0	36%
Percents (60%)									
11	C	46 (9%)	76 (15%)	295 (60%)	28 (6%)	42 (9%)	4	1	61%
Proportions (15%)									
31	E	57 (12%)	112 (23%)	120 (24%)	101 (21%)	72 (15%)	30	0	16%
Alg. (52%)									
Manip. Alg. Expr. (59%)									
Basic Alg. Manip. (32%)									
33	C	75 (15%)	92 (19%)	156 (32%)	75 (15%)	39 (8%)	51	4	36%
Evaluating Expr. (83%)									
1	C	27 (5%)	23 (5%)	407 (83%)	18 (4%)	12 (2%)	4	1	84%
Manip. Expr. w/Expo. (68%)									
5	C	22 (4%)	5 (1%)	335 (68%)	8 (2%)	119 (24%)	3	0	69%
Creating Alg. Expr. (52%)									
9	D	147 (30%)	26 (5%)	50 (10%)	255 (52%)	11 (2%)	3	0	52%
Solving Eq. w/1 Var. (59%)									
Simple Eq. (63%)									
10	G	12 (2%)	369 (75%)	22 (4%)	6 (1%)	77 (16%)	4	2	76%
23	A	248 (50%)	55 (11%)	103 (21%)	47 (10%)	28 (6%)	11	0	52%
Simple Ineq. (52%)									
15	D	88 (18%)	58 (12%)	62 (13%)	254 (52%)	24 (5%)	6	0	52%
Alg. Functions (23%)									
Function Notation (23%)									
36	J	70 (14%)	93 (19%)	90 (18%)	111 (23%)	50 (10%)	78	0	27%
Solv. Quad. Eq. (62%)									
17	D	14 (3%)	25 (5%)	47 (10%)	306 (62%)	94 (19%)	6	0	63%
Alg. (22%)									
38	G	55 (11%)	106 (22%)	108 (22%)	96 (20%)	27 (5%)	98	2	27%
Coord. Geo. (43%)									
Coord. System (78%)									
20	K	39 (8%)	18 (4%)	10 (2%)	32 (7%)	386 (78%)	7	0	80%
Slope of a Line (25%)									
29	C	81 (16%)	138 (28%)	158 (32%)	52 (11%)	40 (8%)	23	0	34%
40	H	76 (15%)	98 (20%)	90 (18%)	72 (15%)	36 (7%)	120	0	24%
Geo. (42%)									
Lines & Angles (33%)									
16	K	73 (15%)	33 (7%)	53 (11%)	89 (18%)	237 (48%)	6	1	49%
37	B	74 (15%)	130 (26%)	66 (13%)	64 (13%)	71 (14%)	85	2	32%
39	D	42 (9%)	42 (9%)	88 (18%)	121 (25%)	94 (19%)	104	1	31%
Tri. (44%)									
Working w/Tri. (44%)									
22	H	21 (4%)	135 (27%)	243 (49%)	49 (10%)	32 (7%)	12	0	51%
27	A	190 (39%)	66 (13%)	82 (17%)	55 (11%)	83 (17%)	16	0	40%
Rectangles & Squares (46%)									

PLAN Content Distribution

Item	Ans	A/F	B/G	C/H	D/J	E/K	Omit	Error	% Correct (without omits and errors)
14	K	80 (16%)	41 (8%)	69 (14%)	68 (14%)	228 (46%)	6	0	47%
Circles (27%)									
34	F	133 (27%)	69 (14%)	141 (29%)	48 (10%)	40 (8%)	61	0	31%
Complex Figures (36%)									
21	E	124 (25%)	69 (14%)	55 (11%)	29 (6%)	208 (42%)	6	1	43%
28	F	143 (29%)	88 (18%)	112 (23%)	84 (17%)	48 (10%)	17	0	30%
Geo. (63%)									
3	A	380 (77%)	40 (8%)	29 (6%)	20 (4%)	19 (4%)	4	0	78%
26	F	237 (48%)	80 (16%)	62 (13%)	70 (14%)	27 (5%)	16	0	50%
Stats. & Prob. (52%)									
Data Representation (52%)									
Bar & Line Graphs (41%)									
25	A	187 (38%)	168 (34%)	17 (3%)	36 (7%)	70 (14%)	13	1	39%
30	F	220 (45%)	68 (14%)	41 (8%)	91 (18%)	49 (10%)	21	2	47%
Tables (Matrices) (62%)									
6	J	33 (7%)	31 (6%)	28 (6%)	343 (70%)	54 (11%)	3	0	70%
13	C	72 (15%)	74 (15%)	268 (54%)	52 (11%)	16 (3%)	8	2	56%
Reading - 25 items (45%)									
Social Studies (46%)									
Main Idea (60%)									
9	B	79 (16%)	297 (60%)	47 (10%)	62 (13%)	0 (0%)	6	1	61%
Explicit Detail (43%)									
12	G	63 (13%)	257 (52%)	110 (22%)	50 (10%)	0 (0%)	12	0	54%
16	G	104 (21%)	170 (35%)	127 (26%)	57 (12%)	0 (0%)	34	0	37%
Develop. (36%)									
13	C	106 (22%)	160 (33%)	177 (36%)	34 (7%)	0 (0%)	15	0	37%
Implied Idea (47%)									
10	H	35 (7%)	96 (20%)	296 (60%)	59 (12%)	0 (0%)	5	1	61%
14	G	68 (14%)	320 (65%)	48 (10%)	34 (7%)	0 (0%)	21	1	68%
15	A	79 (16%)	171 (35%)	98 (20%)	115 (23%)	0 (0%)	27	2	17%
App. (47%)									
11	D	112 (23%)	85 (17%)	57 (12%)	231 (47%)	0 (0%)	7	0	48%
Humanities (31%)									
Main Idea (20%)									
21	D	111 (23%)	112 (23%)	59 (12%)	100 (20%)	0 (0%)	109	1	26%
Explicit Detail (26%)									
17	C	125 (25%)	79 (16%)	152 (31%)	78 (16%)	0 (0%)	58	0	35%
19	B	118 (24%)	103 (21%)	139 (28%)	50 (10%)	0 (0%)	80	2	25%
Vocabulary (39%)									
24	F	192 (39%)	85 (17%)	47 (10%)	26 (5%)	0 (0%)	142	0	55%
Implied Idea (33%)									
18	J	64 (13%)	81 (16%)	88 (18%)	186 (38%)	0 (0%)	72	1	44%
20	J	115 (23%)	60 (12%)	93 (19%)	128 (26%)	0 (0%)	96	0	32%
22	H	85 (17%)	74 (15%)	157 (32%)	57 (12%)	0 (0%)	116	3	42%
23	B	84 (17%)	156 (32%)	81 (16%)	42 (9%)	0 (0%)	129	0	43%
25	A	182 (37%)	43 (9%)	55 (11%)	50 (10%)	0 (0%)	161	1	55%

PLAN Content Distribution

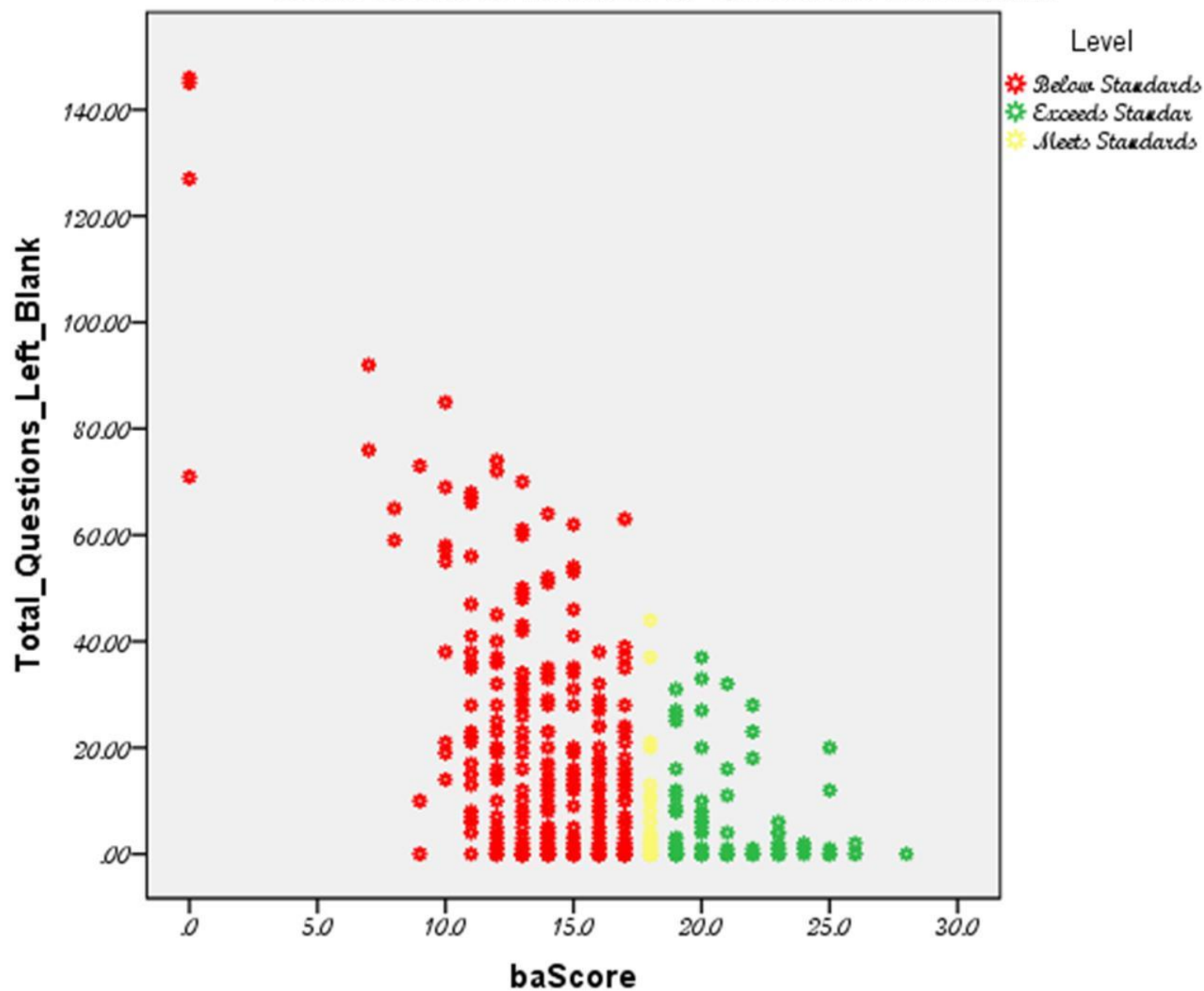
Item	Ans	A/F	B/G	C/H	D/J	E/K	Omit	Error	% Correct (without omits and errors)
Prose Fiction (59%)									
Explicit Detail (58%)									
4	F	287 (58%)	90 (18%)	60 (12%)	51 (10%)	0 (0%)	3	1	59%
5	B	61 (12%)	235 (48%)	137 (28%)	56 (11%)	0 (0%)	2	1	48%
6	J	46 (9%)	69 (14%)	34 (7%)	339 (69%)	0 (0%)	4	0	69%
Implied Idea (51%)									
7	D	105 (21%)	42 (9%)	41 (8%)	300 (61%)	0 (0%)	4	0	61%
8	J	127 (26%)	77 (16%)	83 (17%)	202 (41%)	0 (0%)	3	0	41%
Voice (64%)									
1	B	50 (10%)	307 (62%)	83 (17%)	47 (10%)	0 (0%)	3	2	63%
2	F	274 (56%)	159 (32%)	14 (3%)	40 (8%)	0 (0%)	3	2	56%
3	C	13 (3%)	34 (7%)	369 (75%)	73 (15%)	0 (0%)	3	0	75%
Science - 30 items (47%)									
Data Representation (46%)									
Comprehension (56%)									
16	H	55 (11%)	57 (12%)	296 (60%)	69 (14%)	0 (0%)	15	0	62%
17	D	47 (10%)	136 (28%)	39 (8%)	254 (52%)	0 (0%)	16	0	53%
Analysis (44%)									
14	H	114 (23%)	85 (17%)	238 (48%)	45 (9%)	0 (0%)	10	0	49%
15	B	59 (12%)	317 (64%)	58 (12%)	46 (9%)	0 (0%)	12	0	66%
18	J	31 (6%)	105 (21%)	148 (30%)	187 (38%)	0 (0%)	19	2	40%
19	A	234 (48%)	128 (26%)	71 (14%)	26 (5%)	0 (0%)	32	1	51%
20	J	74 (15%)	94 (19%)	92 (19%)	197 (40%)	0 (0%)	34	1	43%
21	B	56 (11%)	201 (41%)	156 (32%)	38 (8%)	0 (0%)	40	1	45%
22	H	76 (15%)	91 (18%)	158 (32%)	122 (25%)	0 (0%)	45	0	35%
App. (32%)									
23	C	86 (17%)	86 (17%)	157 (32%)	109 (22%)	0 (0%)	53	1	36%
Research Summary (42%)									
Comprehension (39%)									
12	H	85 (17%)	101 (21%)	248 (50%)	47 (10%)	0 (0%)	10	1	52%
25	D	72 (15%)	82 (17%)	120 (24%)	138 (28%)	0 (0%)	78	2	33%
Analysis (41%)									
7	A	320 (65%)	66 (13%)	72 (15%)	27 (5%)	0 (0%)	6	1	66%
8	G	49 (10%)	311 (63%)	79 (16%)	44 (9%)	0 (0%)	9	0	64%
10	G	61 (12%)	217 (44%)	111 (23%)	92 (19%)	0 (0%)	9	2	45%
13	B	72 (15%)	255 (52%)	72 (15%)	81 (16%)	0 (0%)	12	0	53%
24	G	93 (19%)	234 (48%)	60 (12%)	35 (7%)	0 (0%)	69	1	55%
26	J	54 (11%)	89 (18%)	119 (24%)	140 (28%)	0 (0%)	90	0	35%
27	B	72 (15%)	143 (29%)	103 (21%)	64 (13%)	0 (0%)	108	2	37%
28	H	98 (20%)	118 (24%)	115 (23%)	47 (10%)	0 (0%)	114	0	30%
29	D	105 (21%)	104 (21%)	92 (19%)	71 (14%)	0 (0%)	120	0	19%
App. (46%)									
9	D	26 (5%)	59 (12%)	86 (17%)	312 (63%)	0 (0%)	7	2	65%
11	A	261 (53%)	43 (9%)	67 (14%)	110 (22%)	0 (0%)	10	1	54%

PLAN Content Distribution

Item	Ans	A/F	B/G	C/H	D/J	E/K	Omit	Error	% Correct (without omits and errors)
30	H	82 (17%)	114 (23%)	102 (21%)	64 (13%)	0 (0%)	130	0	28%
Conflicting Viewpts. (64%)									
Comprehension (73%)									
1	D	45 (9%)	44 (9%)	35 (7%)	366 (74%)	0 (0%)	2	0	75%
4	F	354 (72%)	24 (5%)	48 (10%)	62 (13%)	0 (0%)	3	1	73%
Analysis (59%)									
2	F	323 (66%)	78 (16%)	47 (10%)	40 (8%)	0 (0%)	2	2	66%
6	J	35 (7%)	134 (27%)	63 (13%)	255 (52%)	0 (0%)	4	1	52%
App. (59%)									
3	A	379 (77%)	30 (6%)	48 (10%)	28 (6%)	0 (0%)	5	2	78%
5	B	127 (26%)	205 (42%)	115 (23%)	41 (8%)	0 (0%)	4	0	42%

This score report was generated by Cambridge Educational Services, Inc. using an ACT, Inc. Sample/Practice exam. This report is not approved, endorsed, or authorized by ACT, Inc. and should not be viewed or used as such. ACT®, PLAN®, EXPLORE®, WorkKeys®, and College Readiness Standards™ are registered trademarks of ACT, Inc., which is not affiliated with Cambridge Educational Services, Inc.

Scale Score vs Number of Questions Left Blank



PLAN® Error Analysis By College Readiness Standards™

Item	Ans	Range	N=	Lvl 2	Lvl 3	Lvl 4	A/F	B/G	C/H	D/J	E/K	Omit	Error	% Correct (without omits and errors)
English (Level 1) - 50 items (50%)														
1	B	[28 - 36]	n=3	UM	Grammar & Usage	Diction	0 (0%)	3 (100%)	0 (0%)	0 (0%)	0 (0%)	0	0	100%
		[24 - 27]	n=10				2 (20%)	8 (80%)	0 (0%)	0 (0%)	0 (0%)	0	0	80%
		[20 - 23]	n=46				8 (17%)	36 (78%)	2 (4%)	0 (0%)	0 (0%)	0	0	78%
		[16 - 19]	n=130				46 (35%)	81 (62%)	2 (2%)	0 (0%)	0 (0%)	1	0	63%
		[1 - 15]	n=299				97 (32%)	169 (57%)	21 (7%)	8 (3%)	0 (0%)	1	3	57%
2	J	[28 - 36]	n=3	UM	Sent. Struct.	Misplaced Modifiers	0 (0%)	0 (0%)	0 (0%)	3 (100%)	0 (0%)	0	0	100%
		[24 - 27]	n=10				0 (0%)	1 (10%)	0 (0%)	9 (90%)	0 (0%)	0	0	90%
		[20 - 23]	n=46				1 (2%)	5 (11%)	2 (4%)	38 (83%)	0 (0%)	0	0	83%
		[16 - 19]	n=130				13 (10%)	12 (9%)	1 (1%)	103 (79%)	0 (0%)	1	0	80%
		[1 - 15]	n=299				27 (9%)	69 (23%)	13 (4%)	188 (63%)	0 (0%)	1	1	63%
3	B	[28 - 36]	n=3	UM	Sent. Struct.	Faul. Parallelism	0 (0%)	3 (100%)	0 (0%)	0 (0%)	0 (0%)	0	0	100%
		[24 - 27]	n=10				0 (0%)	9 (90%)	0 (0%)	1 (10%)	0 (0%)	0	0	90%
		[20 - 23]	n=46				6 (13%)	31 (67%)	1 (2%)	8 (17%)	0 (0%)	0	0	67%
		[16 - 19]	n=130				16 (12%)	85 (65%)	2 (2%)	26 (20%)	0 (0%)	1	0	66%
		[1 - 15]	n=299				40 (13%)	105 (35%)	4 (1%)	147 (49%)	0 (0%)	2	1	35%
4	J	[28 - 36]	n=3	UM	Grammar & Usage	Diction	0 (0%)	0 (0%)	0 (0%)	3 (100%)	0 (0%)	0	0	100%
		[24 - 27]	n=10				0 (0%)	1 (10%)	0 (0%)	9 (90%)	0 (0%)	0	0	90%
		[20 - 23]	n=46				0 (0%)	2 (4%)	2 (4%)	42 (91%)	0 (0%)	0	0	91%
		[16 - 19]	n=130				11 (8%)	9 (7%)	6 (5%)	103 (79%)	0 (0%)	1	0	80%
		[1 - 15]	n=299				56 (19%)	10 (3%)	26 (9%)	207 (69%)	0 (0%)	0	0	69%
5	C	[28 - 36]	n=3	UM	Sent. Struct.	Comma Splices	0 (0%)	0 (0%)	3 (100%)	0 (0%)	0 (0%)	0	0	100%
		[24 - 27]	n=10				2 (20%)	0 (0%)	8 (80%)	0 (0%)	0 (0%)	0	0	80%
		[20 - 23]	n=46				11 (24%)	1 (2%)	34 (74%)	0 (0%)	0 (0%)	0	0	74%
		[16 - 19]	n=130				45 (35%)	3 (2%)	78 (60%)	4 (3%)	0 (0%)	0	0	60%
		[1 - 15]	n=299				107 (36%)	44 (15%)	129 (43%)	18 (6%)	0 (0%)	1	0	43%
6	F	[28 - 36]	n=3	RH	No Change		3 (100%)	0 (0%)	0 (0%)	0 (0%)	0 (0%)	0	0	100%
		[24 - 27]	n=10				10 (100%)	0 (0%)	0 (0%)	0 (0%)	0 (0%)	0	0	100%
		[20 - 23]	n=46				41 (89%)	0 (0%)	1 (2%)	4 (9%)	0 (0%)	0	0	89%
		[16 - 19]	n=130				89 (68%)	7 (5%)	5 (4%)	29 (22%)	0 (0%)	0	0	68%
		[1 - 15]	n=299				128 (43%)	20 (7%)	51 (17%)	99 (33%)	0 (0%)	1	0	43%
7	C	[28 - 36]	n=3	RH	Strategy	Eff. Concl. Sent.	0 (0%)	0 (0%)	3 (100%)	0 (0%)	0 (0%)	0	0	100%
		[24 - 27]	n=10				1 (10%)	2 (20%)	7 (70%)	0 (0%)	0 (0%)	0	0	70%
		[20 - 23]	n=46				12 (26%)	4 (9%)	29 (63%)	1 (2%)	0 (0%)	0	0	63%
		[16 - 19]	n=130				40 (31%)	10 (8%)	77 (59%)	3 (2%)	0 (0%)	0	0	59%
		[1 - 15]	n=299				128 (43%)	29 (10%)	127 (42%)	15 (5%)	0 (0%)	0	0	42%
8	G	[28 - 36]	n=3	RH	Strategy	Eff. Trans. Sent.	0 (0%)	3 (100%)	0 (0%)	0 (0%)	0 (0%)	0	0	100%
		[24 - 27]	n=10				1 (10%)	8 (80%)	1 (10%)	0 (0%)	0 (0%)	0	0	80%
		[20 - 23]	n=46				8 (17%)	27 (59%)	6 (13%)	5 (11%)	0 (0%)	0	0	59%
		[16 - 19]	n=130				38 (29%)	62 (48%)	9 (7%)	21 (16%)	0 (0%)	0	0	48%

PLAN Error Analysis By College Readiness Standards

Item	Ans	Range	N=	Lvl 2	Lvl 3	Lvl 4	A/F	B/G	C/H	D/J	E/K	Omit	Error	% Correct (without omits and errors)
		[1 - 15]	n=299				81 (27%)	86 (29%)	51 (17%)	80 (27%)	0 (0%)	1	0	29%
9	B	[28 - 36]	n=3	UM	Sent. Struct.	Unintended Meanings	0 (0%)	3 (100%)	0 (0%)	0 (0%)	0 (0%)	0	0	100%
		[24 - 27]	n=10				0 (0%)	10 (100%)	0 (0%)	0 (0%)	0 (0%)	0	0	100%
		[20 - 23]	n=46				6 (13%)	40 (87%)	0 (0%)	0 (0%)	0 (0%)	0	0	87%
		[16 - 19]	n=130				32 (25%)	88 (68%)	8 (6%)	2 (2%)	0 (0%)	0	0	68%
		[1 - 15]	n=299				119 (40%)	139 (46%)	33 (11%)	8 (3%)	0 (0%)	0	0	46%
10	F	[28 - 36]	n=3	UM	No Change		3 (100%)	0 (0%)	0 (0%)	0 (0%)	0 (0%)	0	0	100%
		[24 - 27]	n=10				10 (100%)	0 (0%)	0 (0%)	0 (0%)	0 (0%)	0	0	100%
		[20 - 23]	n=46				44 (96%)	1 (2%)	1 (2%)	0 (0%)	0 (0%)	0	0	96%
		[16 - 19]	n=130				103 (79%)	2 (2%)	11 (8%)	13 (10%)	0 (0%)	1	0	80%
		[1 - 15]	n=299				154 (52%)	49 (16%)	33 (11%)	63 (21%)	0 (0%)	0	0	52%
11	B	[28 - 36]	n=3	UM	Grammar & Usage	Diction	0 (0%)	3 (100%)	0 (0%)	0 (0%)	0 (0%)	0	0	100%
		[24 - 27]	n=10				0 (0%)	10 (100%)	0 (0%)	0 (0%)	0 (0%)	0	0	100%
		[20 - 23]	n=46				0 (0%)	40 (87%)	3 (7%)	2 (4%)	0 (0%)	1	0	89%
		[16 - 19]	n=130				2 (2%)	105 (81%)	4 (3%)	18 (14%)	0 (0%)	0	1	81%
		[1 - 15]	n=299				36 (12%)	123 (41%)	18 (6%)	121 (40%)	0 (0%)	0	1	41%
12	J	[28 - 36]	n=3	RH	Strategy	Main Idea	0 (0%)	0 (0%)	0 (0%)	3 (100%)	0 (0%)	0	0	100%
		[24 - 27]	n=10				0 (0%)	0 (0%)	0 (0%)	10 (100%)	0 (0%)	0	0	100%
		[20 - 23]	n=46				2 (4%)	1 (2%)	3 (7%)	40 (87%)	0 (0%)	0	0	87%
		[16 - 19]	n=130				11 (8%)	16 (12%)	14 (11%)	89 (68%)	0 (0%)	0	0	68%
		[1 - 15]	n=299				66 (22%)	92 (31%)	47 (16%)	91 (30%)	0 (0%)	3	0	31%
13	C	[28 - 36]	n=3	UM	Grammar & Usage	Diction	0 (0%)	0 (0%)	3 (100%)	0 (0%)	0 (0%)	0	0	100%
		[24 - 27]	n=10				0 (0%)	0 (0%)	8 (80%)	2 (20%)	0 (0%)	0	0	80%
		[20 - 23]	n=46				4 (9%)	0 (0%)	27 (59%)	15 (33%)	0 (0%)	0	0	59%
		[16 - 19]	n=130				22 (17%)	10 (8%)	64 (49%)	34 (26%)	0 (0%)	0	0	49%
		[1 - 15]	n=299				88 (29%)	49 (16%)	105 (35%)	56 (19%)	0 (0%)	1	0	35%
14	H	[28 - 36]	n=3	UM	Punctuation	Commas	0 (0%)	1 (33%)	2 (67%)	0 (0%)	0 (0%)	0	0	67%
		[24 - 27]	n=10				0 (0%)	2 (20%)	8 (80%)	0 (0%)	0 (0%)	0	0	80%
		[20 - 23]	n=46				0 (0%)	18 (39%)	23 (50%)	4 (9%)	0 (0%)	1	0	51%
		[16 - 19]	n=130				17 (13%)	55 (42%)	35 (27%)	23 (18%)	0 (0%)	0	0	27%
		[1 - 15]	n=299				62 (21%)	123 (41%)	47 (16%)	65 (22%)	0 (0%)	2	0	16%
15	C	[28 - 36]	n=3	RH	Style	Conciseness	0 (0%)	0 (0%)	3 (100%)	0 (0%)	0 (0%)	0	0	100%
		[24 - 27]	n=10				1 (10%)	0 (0%)	9 (90%)	0 (0%)	0 (0%)	0	0	90%
		[20 - 23]	n=46				12 (26%)	9 (20%)	21 (46%)	3 (7%)	0 (0%)	1	0	47%
		[16 - 19]	n=130				24 (18%)	47 (36%)	36 (28%)	23 (18%)	0 (0%)	0	0	28%
		[1 - 15]	n=299				46 (15%)	121 (40%)	48 (16%)	82 (27%)	0 (0%)	1	1	16%
16	F	[28 - 36]	n=3	UM	No Change		3 (100%)	0 (0%)	0 (0%)	0 (0%)	0 (0%)	0	0	100%
		[24 - 27]	n=10				9 (90%)	0 (0%)	0 (0%)	1 (10%)	0 (0%)	0	0	90%
		[20 - 23]	n=46				33 (72%)	5 (11%)	4 (9%)	3 (7%)	0 (0%)	1	0	73%
		[16 - 19]	n=130				84 (65%)	19 (15%)	11 (8%)	16 (12%)	0 (0%)	0	0	65%
		[1 - 15]	n=299				139 (46%)	64 (21%)	44 (15%)	49 (16%)	0 (0%)	3	0	47%

PLAN Error Analysis By College Readiness Standards

Item	Ans	Range	N=	Lvl 2	Lvl 3	Lvl 4	A/F	B/G	C/H	D/J	E/K	Omit	Error	% Correct (without omits and errors)
17	D	[28 - 36] [24 - 27] [20 - 23] [16 - 19] [1 - 15]	n=3 n=10 n=46 n=130 n=299	UM	Punctuation	Commas	0 (0%) 0 (0%) 1 (2%) 14 (11%) 86 (29%)	0 (0%) 0 (0%) 0 (0%) 6 (5%) 46 (15%)	0 (0%) 0 (0%) 0 (0%) 1 (1%) 7 (2%)	3 (100%) 10 (100%) 44 (96%) 109 (84%) 157 (53%)	0 (0%) 0 (0%) 0 (0%) 0 (0%) 0 (0%)	0 0 1 0 3	0 0 0 0 0	100% 100% 98% 84% 53%
18	G	[28 - 36] [24 - 27] [20 - 23] [16 - 19] [1 - 15]	n=3 n=10 n=46 n=130 n=299	UM	Sent. Struct.	Fragments	0 (0%) 1 (10%) 2 (4%) 5 (4%) 66 (22%)	3 (100%) 9 (90%) 44 (96%) 113 (87%) 144 (48%)	0 (0%) 0 (0%) 0 (0%) 5 (4%) 53 (18%)	0 (0%) 0 (0%) 0 (0%) 7 (5%) 33 (11%)	0 (0%) 0 (0%) 0 (0%) 0 (0%) 0 (0%)	0 0 0 0 3	0 0 0 0 0	100% 90% 96% 87% 49%
19	A	[28 - 36] [24 - 27] [20 - 23] [16 - 19] [1 - 15]	n=3 n=10 n=46 n=130 n=299	RH	No Change		3 (100%) 9 (90%) 44 (96%) 116 (89%) 162 (54%)	0 (0%) 0 (0%) 0 (0%) 0 (0%) 11 (4%)	0 (0%) 0 (0%) 2 (4%) 6 (5%) 46 (15%)	0 (0%) 1 (10%) 0 (0%) 8 (6%) 76 (25%)	0 (0%) 0 (0%) 0 (0%) 0 (0%) 0 (0%)	0 0 0 0 4	0 0 0 0 0	100% 90% 96% 89% 55%
20	H	[28 - 36] [24 - 27] [20 - 23] [16 - 19] [1 - 15]	n=3 n=10 n=46 n=130 n=299	UM	Punctuation	Commas	0 (0%) 0 (0%) 2 (4%) 13 (10%) 59 (20%)	0 (0%) 0 (0%) 1 (2%) 5 (4%) 27 (9%)	3 (100%) 10 (100%) 40 (87%) 98 (75%) 133 (44%)	0 (0%) 0 (0%) 3 (7%) 14 (11%) 78 (26%)	0 (0%) 0 (0%) 0 (0%) 0 (0%) 0 (0%)	0 0 0 0 2	0 0 0 0 0	100% 100% 87% 75% 45%
21	A	[28 - 36] [24 - 27] [20 - 23] [16 - 19] [1 - 15]	n=3 n=10 n=46 n=130 n=299	UM	No Change		3 (100%) 9 (90%) 34 (74%) 60 (46%) 87 (29%)	0 (0%) 0 (0%) 4 (9%) 13 (10%) 61 (20%)	0 (0%) 0 (0%) 1 (2%) 6 (5%) 41 (14%)	0 (0%) 1 (10%) 7 (15%) 51 (39%) 105 (35%)	0 (0%) 0 (0%) 0 (0%) 0 (0%) 0 (0%)	0 0 0 0 5	0 0 0 0 0	100% 90% 74% 46% 30%
22	F	[28 - 36] [24 - 27] [20 - 23] [16 - 19] [1 - 15]	n=3 n=10 n=46 n=130 n=299	UM	No Change		3 (100%) 9 (90%) 43 (93%) 103 (79%) 166 (56%)	0 (0%) 0 (0%) 1 (2%) 10 (8%) 25 (8%)	0 (0%) 0 (0%) 1 (2%) 8 (6%) 29 (10%)	0 (0%) 1 (10%) 1 (2%) 9 (7%) 73 (24%)	0 (0%) 0 (0%) 0 (0%) 0 (0%) 0 (0%)	0 0 0 0 5	0 0 0 0 1	100% 90% 93% 79% 57%
23	D	[28 - 36] [24 - 27] [20 - 23] [16 - 19] [1 - 15]	n=3 n=10 n=46 n=130 n=299	RH	Style	Idiomatic Expr.	0 (0%) 1 (10%) 6 (13%) 40 (31%) 54 (18%)	0 (0%) 0 (0%) 1 (2%) 7 (5%) 94 (31%)	0 (0%) 0 (0%) 0 (0%) 4 (3%) 15 (5%)	3 (100%) 9 (90%) 39 (85%) 79 (61%) 129 (43%)	0 (0%) 0 (0%) 0 (0%) 0 (0%) 0 (0%)	0 0 0 0 7	0 0 0 0 0	100% 90% 85% 61% 44%
24	G	[28 - 36] [24 - 27] [20 - 23] [16 - 19] [1 - 15]	n=3 n=10 n=46 n=130 n=299	UM	Grammar & Usage	Adj. vs. Adv.	0 (0%) 0 (0%) 1 (2%) 20 (15%) 106 (35%)	3 (100%) 10 (100%) 43 (93%) 98 (75%) 87 (29%)	0 (0%) 0 (0%) 1 (2%) 10 (8%) 69 (23%)	0 (0%) 0 (0%) 1 (2%) 2 (2%) 30 (10%)	0 (0%) 0 (0%) 0 (0%) 0 (0%) 0 (0%)	0 0 0 0 7	0 0 0 0 0	100% 100% 93% 75% 30%

PLAN Error Analysis By College Readiness Standards

Item	Ans	Range	N=	Lvl 2	Lvl 3	Lvl 4	A/F	B/G	C/H	D/J	E/K	Omit	Error	% Correct (without omits and errors)
25	A	[28 - 36]	n=3	RH	No Change		3 (100%)	0 (0%)	0 (0%)	0 (0%)	0 (0%)	0	0	100%
		[24 - 27]	n=10				10 (100%)	0 (0%)	0 (0%)	0 (0%)	0 (0%)	0	0	100%
		[20 - 23]	n=46				43 (93%)	1 (2%)	0 (0%)	2 (4%)	0 (0%)	0	0	93%
		[16 - 19]	n=130				94 (72%)	14 (11%)	13 (10%)	9 (7%)	0 (0%)	0	0	72%
		[1 - 15]	n=299				131 (44%)	110 (37%)	32 (11%)	18 (6%)	0 (0%)	8	0	45%
26	H	[28 - 36]	n=3	RH	Style	Conciseness	0 (0%)	0 (0%)	3 (100%)	0 (0%)	0 (0%)	0	0	100%
		[24 - 27]	n=10				1 (10%)	2 (20%)	6 (60%)	1 (10%)	0 (0%)	0	0	60%
		[20 - 23]	n=46				9 (20%)	2 (4%)	31 (67%)	4 (9%)	0 (0%)	0	0	67%
		[16 - 19]	n=130				19 (15%)	9 (7%)	56 (43%)	46 (35%)	0 (0%)	0	0	43%
		[1 - 15]	n=299				61 (20%)	31 (10%)	63 (21%)	133 (44%)	0 (0%)	11	0	22%
27	C	[28 - 36]	n=3	RH	Strategy	Eff. Trans. Sent.	0 (0%)	0 (0%)	3 (100%)	0 (0%)	0 (0%)	0	0	100%
		[24 - 27]	n=10				0 (0%)	1 (10%)	9 (90%)	0 (0%)	0 (0%)	0	0	90%
		[20 - 23]	n=46				0 (0%)	0 (0%)	46 (100%)	0 (0%)	0 (0%)	0	0	100%
		[16 - 19]	n=130				12 (9%)	3 (2%)	115 (88%)	0 (0%)	0 (0%)	0	0	88%
		[1 - 15]	n=299				70 (23%)	13 (4%)	195 (65%)	9 (3%)	0 (0%)	12	0	68%
28	G	[28 - 36]	n=3	UM	Grammar & Usage	Pronoun Usage	0 (0%)	3 (100%)	0 (0%)	0 (0%)	0 (0%)	0	0	100%
		[24 - 27]	n=10				0 (0%)	9 (90%)	1 (10%)	0 (0%)	0 (0%)	0	0	90%
		[20 - 23]	n=46				9 (20%)	29 (63%)	8 (17%)	0 (0%)	0 (0%)	0	0	63%
		[16 - 19]	n=130				32 (25%)	59 (45%)	31 (24%)	8 (6%)	0 (0%)	0	0	45%
		[1 - 15]	n=299				61 (20%)	75 (25%)	112 (37%)	32 (11%)	0 (0%)	18	1	27%
29	D	[28 - 36]	n=3	UM	Sent. Struct.	Faul. Parallelism	0 (0%)	0 (0%)	0 (0%)	3 (100%)	0 (0%)	0	0	100%
		[24 - 27]	n=10				0 (0%)	0 (0%)	0 (0%)	10 (100%)	0 (0%)	0	0	100%
		[20 - 23]	n=46				1 (2%)	2 (4%)	9 (20%)	34 (74%)	0 (0%)	0	0	74%
		[16 - 19]	n=130				14 (11%)	21 (16%)	29 (22%)	66 (51%)	0 (0%)	0	0	51%
		[1 - 15]	n=299				65 (22%)	60 (20%)	93 (31%)	60 (20%)	0 (0%)	21	0	22%
30	F	[28 - 36]	n=3	RH	Org.	Sent.-Lev. Struct.	3 (100%)	0 (0%)	0 (0%)	0 (0%)	0 (0%)	0	0	100%
		[24 - 27]	n=10				10 (100%)	0 (0%)	0 (0%)	0 (0%)	0 (0%)	0	0	100%
		[20 - 23]	n=46				39 (85%)	2 (4%)	0 (0%)	5 (11%)	0 (0%)	0	0	85%
		[16 - 19]	n=130				95 (73%)	12 (9%)	5 (4%)	17 (13%)	0 (0%)	1	0	74%
		[1 - 15]	n=299				139 (46%)	56 (19%)	36 (12%)	44 (15%)	0 (0%)	24	0	51%
31	A	[28 - 36]	n=3	RH	Strategy	Eff. Trans. Sent.	3 (100%)	0 (0%)	0 (0%)	0 (0%)	0 (0%)	0	0	100%
		[24 - 27]	n=10				10 (100%)	0 (0%)	0 (0%)	0 (0%)	0 (0%)	0	0	100%
		[20 - 23]	n=46				29 (63%)	6 (13%)	6 (13%)	5 (11%)	0 (0%)	0	0	63%
		[16 - 19]	n=130				39 (30%)	47 (36%)	22 (17%)	19 (15%)	0 (0%)	3	0	31%
		[1 - 15]	n=299				49 (16%)	109 (36%)	48 (16%)	59 (20%)	0 (0%)	33	1	18%
32	F	[28 - 36]	n=3	RH	No Change		3 (100%)	0 (0%)	0 (0%)	0 (0%)	0 (0%)	0	0	100%
		[24 - 27]	n=10				10 (100%)	0 (0%)	0 (0%)	0 (0%)	0 (0%)	0	0	100%
		[20 - 23]	n=46				40 (87%)	4 (9%)	1 (2%)	1 (2%)	0 (0%)	0	0	87%
		[16 - 19]	n=130				99 (76%)	17 (13%)	13 (10%)	1 (1%)	0 (0%)	0	0	76%
		[1 - 15]	n=299				120 (40%)	54 (18%)	59 (20%)	24 (8%)	0 (0%)	42	0	47%

PLAN Error Analysis By College Readiness Standards

Item	Ans	Range	N=	Lvl 2	Lvl 3	Lvl 4	A/F	B/G	C/H	D/J	E/K	Omit	Error	% Correct (without omits and errors)
33	B	[28 - 36]	n=3	UM	Sent. Struct.	Fragments	0 (0%)	3 (100%)	0 (0%)	0 (0%)	0 (0%)	0	0	100%
		[24 - 27]	n=10				0 (0%)	9 (90%)	0 (0%)	1 (10%)	0 (0%)	0	0	90%
		[20 - 23]	n=46				1 (2%)	29 (63%)	3 (7%)	13 (28%)	0 (0%)	0	0	63%
		[16 - 19]	n=130				10 (8%)	55 (42%)	33 (25%)	32 (25%)	0 (0%)	0	0	42%
		[1 - 15]	n=299				36 (12%)	55 (18%)	88 (29%)	66 (22%)	0 (0%)	54	0	22%
34	H	[28 - 36]	n=3	UM	Grammar & Usage	Verb Tense	0 (0%)	0 (0%)	3 (100%)	0 (0%)	0 (0%)	0	0	100%
		[24 - 27]	n=10				0 (0%)	0 (0%)	10 (100%)	0 (0%)	0 (0%)	0	0	100%
		[20 - 23]	n=46				1 (2%)	1 (2%)	44 (96%)	0 (0%)	0 (0%)	0	0	96%
		[16 - 19]	n=130				11 (8%)	4 (3%)	107 (82%)	8 (6%)	0 (0%)	0	0	82%
		[1 - 15]	n=299				39 (13%)	64 (21%)	118 (39%)	20 (7%)	0 (0%)	58	0	49%
35	B	[28 - 36]	n=3	UM	Grammar & Usage	Adj. vs. Adv.	0 (0%)	3 (100%)	0 (0%)	0 (0%)	0 (0%)	0	0	100%
		[24 - 27]	n=10				0 (0%)	10 (100%)	0 (0%)	0 (0%)	0 (0%)	0	0	100%
		[20 - 23]	n=46				2 (4%)	44 (96%)	0 (0%)	0 (0%)	0 (0%)	0	0	96%
		[16 - 19]	n=130				19 (15%)	101 (78%)	7 (5%)	3 (2%)	0 (0%)	0	0	78%
		[1 - 15]	n=299				65 (22%)	95 (32%)	52 (17%)	22 (7%)	0 (0%)	64	1	41%
36	J	[28 - 36]	n=3	UM	Punctuation	Commas	0 (0%)	0 (0%)	0 (0%)	3 (100%)	0 (0%)	0	0	100%
		[24 - 27]	n=10				0 (0%)	0 (0%)	0 (0%)	10 (100%)	0 (0%)	0	0	100%
		[20 - 23]	n=46				2 (4%)	6 (13%)	0 (0%)	38 (83%)	0 (0%)	0	0	83%
		[16 - 19]	n=130				12 (9%)	10 (8%)	8 (6%)	98 (75%)	0 (0%)	1	1	77%
		[1 - 15]	n=299				44 (15%)	64 (21%)	22 (7%)	100 (33%)	0 (0%)	68	1	43%
37	D	[28 - 36]	n=3	UM	Sent. Struct.	Fragments	0 (0%)	0 (0%)	0 (0%)	3 (100%)	0 (0%)	0	0	100%
		[24 - 27]	n=10				1 (10%)	0 (0%)	0 (0%)	9 (90%)	0 (0%)	0	0	90%
		[20 - 23]	n=46				3 (7%)	8 (17%)	2 (4%)	32 (70%)	0 (0%)	1	0	71%
		[16 - 19]	n=130				19 (15%)	41 (32%)	12 (9%)	56 (43%)	0 (0%)	2	0	44%
		[1 - 15]	n=299				73 (24%)	39 (13%)	38 (13%)	73 (24%)	0 (0%)	76	0	33%
38	J	[28 - 36]	n=3	RH	Strategy	Approp. Suppor. Mat.	0 (0%)	0 (0%)	0 (0%)	3 (100%)	0 (0%)	0	0	100%
		[24 - 27]	n=10				0 (0%)	1 (10%)	0 (0%)	9 (90%)	0 (0%)	0	0	90%
		[20 - 23]	n=46				8 (17%)	8 (17%)	5 (11%)	24 (52%)	0 (0%)	1	0	53%
		[16 - 19]	n=130				38 (29%)	26 (20%)	17 (13%)	39 (30%)	0 (0%)	9	1	33%
		[1 - 15]	n=299				80 (27%)	68 (23%)	33 (11%)	32 (11%)	0 (0%)	85	1	15%
39	B	[28 - 36]	n=3	UM	Sent. Struct.	Comma Splices	0 (0%)	3 (100%)	0 (0%)	0 (0%)	0 (0%)	0	0	100%
		[24 - 27]	n=10				0 (0%)	10 (100%)	0 (0%)	0 (0%)	0 (0%)	0	0	100%
		[20 - 23]	n=46				9 (20%)	34 (74%)	0 (0%)	2 (4%)	0 (0%)	1	0	76%
		[16 - 19]	n=130				16 (12%)	84 (65%)	2 (2%)	17 (13%)	0 (0%)	11	0	71%
		[1 - 15]	n=299				44 (15%)	93 (31%)	23 (8%)	44 (15%)	0 (0%)	95	0	46%
40	J	[28 - 36]	n=3	RH	Strategy	Approp. Suppor. Mat.	0 (0%)	0 (0%)	0 (0%)	3 (100%)	0 (0%)	0	0	100%
		[24 - 27]	n=10				2 (20%)	0 (0%)	0 (0%)	8 (80%)	0 (0%)	0	0	80%
		[20 - 23]	n=46				20 (43%)	7 (15%)	1 (2%)	16 (35%)	0 (0%)	2	0	36%
		[16 - 19]	n=130				50 (38%)	24 (18%)	8 (6%)	34 (26%)	0 (0%)	14	0	29%
		[1 - 15]	n=299				83 (28%)	49 (16%)	36 (12%)	28 (9%)	0 (0%)	103	0	14%

PLAN Error Analysis By College Readiness Standards

Item	Ans	Range	N=	Lvl 2	Lvl 3	Lvl 4	A/F	B/G	C/H	D/J	E/K	Omit	Error	% Correct (without omits and errors)
41	D	[28 - 36]	n=3	UM	Grammar & Usage	Verb Tense	0 (0%)	0 (0%)	0 (0%)	3 (100%)	0 (0%)	0	0	100%
		[24 - 27]	n=10				0 (0%)	1 (10%)	0 (0%)	9 (90%)	0 (0%)	0	0	90%
		[20 - 23]	n=46				1 (2%)	10 (22%)	6 (13%)	27 (59%)	0 (0%)	2	0	61%
		[16 - 19]	n=130				10 (8%)	27 (21%)	34 (26%)	45 (35%)	0 (0%)	14	0	39%
		[1 - 15]	n=299				24 (8%)	73 (24%)	48 (16%)	47 (16%)	0 (0%)	107	0	24%
42	G	[28 - 36]	n=3	UM	Grammar & Usage	Diction	0 (0%)	3 (100%)	0 (0%)	0 (0%)	0 (0%)	0	0	100%
		[24 - 27]	n=10				0 (0%)	10 (100%)	0 (0%)	0 (0%)	0 (0%)	0	0	100%
		[20 - 23]	n=46				2 (4%)	41 (89%)	1 (2%)	0 (0%)	0 (0%)	2	0	93%
		[16 - 19]	n=130				7 (5%)	83 (64%)	23 (18%)	3 (2%)	0 (0%)	14	0	72%
		[1 - 15]	n=299				30 (10%)	84 (28%)	60 (20%)	16 (5%)	0 (0%)	109	0	44%
43	D	[28 - 36]	n=3	UM	Sent. Struct.	Run-On Sent.	0 (0%)	0 (0%)	0 (0%)	3 (100%)	0 (0%)	0	0	100%
		[24 - 27]	n=10				0 (0%)	1 (10%)	0 (0%)	9 (90%)	0 (0%)	0	0	90%
		[20 - 23]	n=46				3 (7%)	5 (11%)	3 (7%)	33 (72%)	0 (0%)	2	0	75%
		[16 - 19]	n=130				15 (12%)	23 (18%)	22 (17%)	51 (39%)	0 (0%)	18	1	46%
		[1 - 15]	n=299				31 (10%)	63 (21%)	35 (12%)	45 (15%)	0 (0%)	125	0	26%
44	F	[28 - 36]	n=3	RH	No Change		3 (100%)	0 (0%)	0 (0%)	0 (0%)	0 (0%)	0	0	100%
		[24 - 27]	n=10				9 (90%)	1 (10%)	0 (0%)	0 (0%)	0 (0%)	0	0	90%
		[20 - 23]	n=46				37 (80%)	4 (9%)	0 (0%)	2 (4%)	0 (0%)	3	0	86%
		[16 - 19]	n=130				68 (52%)	23 (18%)	10 (8%)	9 (7%)	0 (0%)	20	0	62%
		[1 - 15]	n=299				65 (22%)	47 (16%)	25 (8%)	33 (11%)	0 (0%)	129	0	38%
45	C	[28 - 36]	n=3	UM	Punctuation	Commas	0 (0%)	0 (0%)	3 (100%)	0 (0%)	0 (0%)	0	0	100%
		[24 - 27]	n=10				0 (0%)	0 (0%)	10 (100%)	0 (0%)	0 (0%)	0	0	100%
		[20 - 23]	n=46				1 (2%)	0 (0%)	41 (89%)	1 (2%)	0 (0%)	3	0	95%
		[16 - 19]	n=130				6 (5%)	11 (8%)	64 (49%)	26 (20%)	0 (0%)	23	0	60%
		[1 - 15]	n=299				26 (9%)	45 (15%)	63 (21%)	35 (12%)	0 (0%)	130	0	37%
46	J	[28 - 36]	n=3	RH	Strategy	Eff. Trans. Sent.	0 (0%)	0 (0%)	0 (0%)	3 (100%)	0 (0%)	0	0	100%
		[24 - 27]	n=10				0 (0%)	2 (20%)	0 (0%)	7 (70%)	0 (0%)	1	0	78%
		[20 - 23]	n=46				13 (28%)	9 (20%)	0 (0%)	21 (46%)	0 (0%)	3	0	49%
		[16 - 19]	n=130				32 (25%)	31 (24%)	13 (10%)	26 (20%)	0 (0%)	27	1	25%
		[1 - 15]	n=299				49 (16%)	61 (20%)	36 (12%)	20 (7%)	0 (0%)	133	0	12%
47	A	[28 - 36]	n=3	UM	No Change		2 (67%)	1 (33%)	0 (0%)	0 (0%)	0 (0%)	0	0	67%
		[24 - 27]	n=10				8 (80%)	2 (20%)	0 (0%)	0 (0%)	0 (0%)	0	0	80%
		[20 - 23]	n=46				17 (37%)	17 (37%)	3 (7%)	5 (11%)	0 (0%)	4	0	40%
		[16 - 19]	n=130				27 (21%)	42 (32%)	10 (8%)	21 (16%)	0 (0%)	30	0	27%
		[1 - 15]	n=299				28 (9%)	66 (22%)	27 (9%)	40 (13%)	0 (0%)	138	0	17%
48	J	[28 - 36]	n=3	RH	Style	Conciseness	0 (0%)	0 (0%)	0 (0%)	3 (100%)	0 (0%)	0	0	100%
		[24 - 27]	n=10				1 (10%)	1 (10%)	0 (0%)	7 (70%)	0 (0%)	1	0	78%
		[20 - 23]	n=46				5 (11%)	8 (17%)	11 (24%)	16 (35%)	0 (0%)	6	0	40%
		[16 - 19]	n=130				36 (28%)	22 (17%)	16 (12%)	26 (20%)	0 (0%)	30	0	26%
		[1 - 15]	n=299				55 (18%)	53 (18%)	30 (10%)	19 (6%)	0 (0%)	142	0	12%
49	A	[28 - 36]	n=3	RH	Strategy	Approp. Suppor. Mat.	3 (100%)	0 (0%)	0 (0%)	0 (0%)	0 (0%)	0	0	100%

PLAN Error Analysis By College Readiness Standards

Item	Ans	Range	N=	Lvl 2	Lvl 3	Lvl 4	A/F	B/G	C/H	D/J	E/K	Omit	Error	% Correct (without omits and errors)
		[24 - 27]	n=10				8 (80%)	1 (10%)	0 (0%)	0 (0%)	0 (0%)	1	0	89%
		[20 - 23]	n=46				22 (48%)	7 (15%)	2 (4%)	6 (13%)	0 (0%)	9	0	59%
		[16 - 19]	n=130				28 (22%)	28 (22%)	22 (17%)	12 (9%)	0 (0%)	39	1	31%
		[1 - 15]	n=299				44 (15%)	42 (14%)	37 (12%)	23 (8%)	0 (0%)	153	0	30%
50	H	[28 - 36]	n=3	UM	Sent. Struct.	Comma Splices	0 (0%)	0 (0%)	3 (100%)	0 (0%)	0 (0%)	0	0	100%
		[24 - 27]	n=10				0 (0%)	0 (0%)	8 (80%)	1 (10%)	0 (0%)	1	0	89%
		[20 - 23]	n=46				2 (4%)	1 (2%)	32 (70%)	3 (7%)	0 (0%)	8	0	84%
		[16 - 19]	n=130				13 (10%)	14 (11%)	56 (43%)	6 (5%)	0 (0%)	41	0	63%
		[1 - 15]	n=299				34 (11%)	18 (6%)	64 (21%)	28 (9%)	0 (0%)	155	0	44%

This score report was generated by Cambridge Educational Services, Inc. using an ACT, Inc. Sample/Practice exam. This report is not approved, endorsed, or authorized by ACT, Inc. and should not be viewed or used as such. ACT®, PLAN®, EXPLORE®, WorkKeys®, and College Readiness Standards™ are registered trademarks of ACT, Inc., which is not affiliated with Cambridge Educational Services, Inc.

PLAN® Error Analysis By College Readiness Standards™

Item	Ans	Range	N=	Lvl 2	Lvl 3	Lvl 4	A/F	B/G	C/H	D/J	E/K	Omit	Error	% Correct (without omits and errors)
Mathematics (Level 1) - 40 items (51%)														
1	C	[28 - 36]	n=4	EA	Manip. Alg. Expr.	Evaluating Expr.	0 (0%)	0 (0%)	4 (100%)	0 (0%)	0 (0%)	0	0	100%
		[24 - 27]	n=26				0 (0%)	0 (0%)	26 (100%)	0 (0%)	0 (0%)	0	0	100%
		[20 - 23]	n=80				0 (0%)	2 (3%)	77 (96%)	0 (0%)	1 (1%)	0	0	96%
		[16 - 19]	n=177				3 (2%)	4 (2%)	166 (94%)	2 (1%)	2 (1%)	0	0	94%
		[1 - 15]	n=202				24 (12%)	17 (8%)	134 (66%)	16 (8%)	9 (4%)	1	1	67%
2	H	[28 - 36]	n=4	EA	Simple Manip.		0 (0%)	0 (0%)	4 (100%)	0 (0%)	0 (0%)	0	0	100%
		[24 - 27]	n=26				0 (0%)	0 (0%)	26 (100%)	0 (0%)	0 (0%)	0	0	100%
		[20 - 23]	n=80				0 (0%)	0 (0%)	77 (96%)	2 (3%)	0 (0%)	1	0	97%
		[16 - 19]	n=177				5 (3%)	2 (1%)	157 (89%)	11 (6%)	1 (1%)	1	0	89%
		[1 - 15]	n=202				22 (11%)	33 (16%)	110 (54%)	27 (13%)	8 (4%)	1	1	55%
3	A	[28 - 36]	n=4	GT	Geo.		4 (100%)	0 (0%)	0 (0%)	0 (0%)	0 (0%)	0	0	100%
		[24 - 27]	n=26				26 (100%)	0 (0%)	0 (0%)	0 (0%)	0 (0%)	0	0	100%
		[20 - 23]	n=80				77 (96%)	0 (0%)	0 (0%)	1 (1%)	1 (1%)	1	0	97%
		[16 - 19]	n=177				152 (86%)	17 (10%)	3 (2%)	1 (1%)	4 (2%)	0	0	86%
		[1 - 15]	n=202				121 (60%)	23 (11%)	26 (13%)	18 (9%)	14 (7%)	0	0	60%
4	J	[28 - 36]	n=4	EA	Simple Manip.		0 (0%)	0 (0%)	0 (0%)	4 (100%)	0 (0%)	0	0	100%
		[24 - 27]	n=26				0 (0%)	0 (0%)	0 (0%)	26 (100%)	0 (0%)	0	0	100%
		[20 - 23]	n=80				4 (5%)	0 (0%)	1 (1%)	72 (90%)	3 (4%)	0	0	90%
		[16 - 19]	n=177				15 (8%)	0 (0%)	2 (1%)	156 (88%)	3 (2%)	1	0	89%
		[1 - 15]	n=202				48 (24%)	7 (3%)	6 (3%)	133 (66%)	8 (4%)	0	0	66%
5	C	[28 - 36]	n=4	EA	Manip. Alg. Expr.	Manip. Expr. w/Expo.	0 (0%)	0 (0%)	4 (100%)	0 (0%)	0 (0%)	0	0	100%
		[24 - 27]	n=26				0 (0%)	0 (0%)	26 (100%)	0 (0%)	0 (0%)	0	0	100%
		[20 - 23]	n=80				0 (0%)	0 (0%)	72 (90%)	1 (1%)	7 (9%)	0	0	90%
		[16 - 19]	n=177				1 (1%)	0 (0%)	135 (76%)	2 (1%)	39 (22%)	0	0	76%
		[1 - 15]	n=202				21 (10%)	5 (2%)	98 (49%)	5 (2%)	73 (36%)	0	0	49%
6	J	[28 - 36]	n=4	EA	Data Representation	Tables (Matrices)	0 (0%)	0 (0%)	0 (0%)	4 (100%)	0 (0%)	0	0	100%
		[24 - 27]	n=26				0 (0%)	0 (0%)	0 (0%)	26 (100%)	0 (0%)	0	0	100%
		[20 - 23]	n=80				2 (3%)	1 (1%)	1 (1%)	76 (95%)	0 (0%)	0	0	95%
		[16 - 19]	n=177				7 (4%)	5 (3%)	1 (1%)	149 (84%)	15 (8%)	0	0	84%
		[1 - 15]	n=202				24 (12%)	25 (12%)	26 (13%)	88 (44%)	39 (19%)	0	0	44%
7	B	[28 - 36]	n=4	EA	Simple Manip.		0 (0%)	4 (100%)	0 (0%)	0 (0%)	0 (0%)	0	0	100%
		[24 - 27]	n=26				0 (0%)	26 (100%)	0 (0%)	0 (0%)	0 (0%)	0	0	100%
		[20 - 23]	n=80				0 (0%)	72 (90%)	2 (3%)	6 (8%)	0 (0%)	0	0	90%
		[16 - 19]	n=177				4 (2%)	151 (85%)	11 (6%)	7 (4%)	4 (2%)	0	0	85%
		[1 - 15]	n=202				6 (3%)	153 (76%)	13 (6%)	16 (8%)	14 (7%)	0	0	76%
8	H	[28 - 36]	n=4	EA	Complic. Arith. App.		0 (0%)	0 (0%)	4 (100%)	0 (0%)	0 (0%)	0	0	100%
		[24 - 27]	n=26				0 (0%)	0 (0%)	26 (100%)	0 (0%)	0 (0%)	0	0	100%
		[20 - 23]	n=80				1 (1%)	1 (1%)	73 (91%)	3 (4%)	2 (3%)	0	0	91%
		[16 - 19]	n=177				11 (6%)	11 (6%)	144 (81%)	9 (5%)	1 (1%)	0	1	82%

PLAN Error Analysis By College Readiness Standards

Item	Ans	Range	N=	Lvl 2	Lvl 3	Lvl 4	A/F	B/G	C/H	D/J	E/K	Omit	Error	% Correct (without omits and errors)
		[1 - 15]	n=202				42 (21%)	41 (20%)	76 (38%)	38 (19%)	5 (2%)	0	0	38%
9	D	[28 - 36]	n=4	EA	Manip. Alg. Expr.	Creating Alg. Expr.	1 (25%)	0 (0%)	0 (0%)	3 (75%)	0 (0%)	0	0	75%
		[24 - 27]	n=26				3 (12%)	0 (0%)	0 (0%)	23 (88%)	0 (0%)	0	0	88%
		[20 - 23]	n=80				11 (14%)	0 (0%)	3 (4%)	66 (83%)	0 (0%)	0	0	83%
		[16 - 19]	n=177				34 (19%)	7 (4%)	19 (11%)	112 (63%)	5 (3%)	0	0	63%
		[1 - 15]	n=202				98 (49%)	19 (9%)	28 (14%)	51 (25%)	6 (3%)	0	0	25%
10	G	[28 - 36]	n=4	EA	Solving Eq. w/1 Var.	Simple Eq.	0 (0%)	4 (100%)	0 (0%)	0 (0%)	0 (0%)	0	0	100%
		[24 - 27]	n=26				0 (0%)	26 (100%)	0 (0%)	0 (0%)	0 (0%)	0	0	100%
		[20 - 23]	n=80				0 (0%)	80 (100%)	0 (0%)	0 (0%)	0 (0%)	0	0	100%
		[16 - 19]	n=177				3 (2%)	161 (91%)	6 (3%)	1 (1%)	6 (3%)	0	0	91%
		[1 - 15]	n=202				9 (4%)	98 (49%)	16 (8%)	5 (2%)	71 (35%)	1	2	49%
11	C	[28 - 36]	n=4	EA	Common Arith.	Percents	0 (0%)	0 (0%)	4 (100%)	0 (0%)	0 (0%)	0	0	100%
		[24 - 27]	n=26				0 (0%)	0 (0%)	26 (100%)	0 (0%)	0 (0%)	0	0	100%
		[20 - 23]	n=80				1 (1%)	0 (0%)	76 (95%)	3 (4%)	0 (0%)	0	0	95%
		[16 - 19]	n=177				8 (5%)	20 (11%)	128 (72%)	9 (5%)	11 (6%)	1	0	73%
		[1 - 15]	n=202				37 (18%)	56 (28%)	61 (30%)	16 (8%)	31 (15%)	0	1	30%
12	G	[28 - 36]	n=4	EA	Complic. Arith. App.		0 (0%)	4 (100%)	0 (0%)	0 (0%)	0 (0%)	0	0	100%
		[24 - 27]	n=26				1 (4%)	23 (88%)	0 (0%)	1 (4%)	1 (4%)	0	0	88%
		[20 - 23]	n=80				3 (4%)	61 (76%)	4 (5%)	4 (5%)	7 (9%)	1	0	77%
		[16 - 19]	n=177				28 (16%)	104 (59%)	16 (9%)	10 (6%)	18 (10%)	1	0	59%
		[1 - 15]	n=202				40 (20%)	60 (30%)	39 (19%)	34 (17%)	27 (13%)	1	1	30%
13	C	[28 - 36]	n=4	EA	Data Representation	Tables (Matrices)	0 (0%)	0 (0%)	4 (100%)	0 (0%)	0 (0%)	0	0	100%
		[24 - 27]	n=26				0 (0%)	0 (0%)	25 (96%)	0 (0%)	0 (0%)	1	0	100%
		[20 - 23]	n=80				3 (4%)	10 (13%)	57 (71%)	9 (11%)	1 (1%)	0	0	71%
		[16 - 19]	n=177				17 (10%)	23 (13%)	111 (63%)	15 (8%)	6 (3%)	3	2	65%
		[1 - 15]	n=202				52 (26%)	41 (20%)	71 (35%)	28 (14%)	9 (4%)	1	0	35%
14	K	[28 - 36]	n=4	GT	Rectangles & Squares		0 (0%)	0 (0%)	0 (0%)	0 (0%)	4 (100%)	0	0	100%
		[24 - 27]	n=26				1 (4%)	1 (4%)	0 (0%)	0 (0%)	24 (92%)	0	0	92%
		[20 - 23]	n=80				0 (0%)	1 (1%)	1 (1%)	3 (4%)	75 (94%)	0	0	94%
		[16 - 19]	n=177				18 (10%)	12 (7%)	32 (18%)	22 (12%)	93 (53%)	0	0	53%
		[1 - 15]	n=202				61 (30%)	27 (13%)	36 (18%)	43 (21%)	32 (16%)	3	0	16%
15	D	[28 - 36]	n=4	EA	Solving Eq. w/1 Var.	Simple Ineq.	0 (0%)	0 (0%)	0 (0%)	4 (100%)	0 (0%)	0	0	100%
		[24 - 27]	n=26				3 (12%)	0 (0%)	1 (4%)	22 (85%)	0 (0%)	0	0	85%
		[20 - 23]	n=80				10 (13%)	1 (1%)	6 (8%)	62 (78%)	1 (1%)	0	0	78%
		[16 - 19]	n=177				32 (18%)	15 (8%)	23 (13%)	102 (58%)	5 (3%)	0	0	58%
		[1 - 15]	n=202				43 (21%)	42 (21%)	32 (16%)	64 (32%)	18 (9%)	3	0	32%
16	K	[28 - 36]	n=4	GT	Lines & Angles		0 (0%)	0 (0%)	0 (0%)	0 (0%)	4 (100%)	0	0	100%
		[24 - 27]	n=26				0 (0%)	1 (4%)	0 (0%)	2 (8%)	22 (85%)	1	0	88%
		[20 - 23]	n=80				13 (16%)	1 (1%)	1 (1%)	10 (13%)	55 (69%)	0	0	69%
		[16 - 19]	n=177				28 (16%)	9 (5%)	16 (9%)	32 (18%)	90 (51%)	1	1	51%
		[1 - 15]	n=202				32 (16%)	22 (11%)	36 (18%)	45 (22%)	66 (33%)	1	0	33%

PLAN Error Analysis By College Readiness Standards

Item	Ans	Range	N=	Lvl 2	Lvl 3	Lvl 4	A/F	B/G	C/H	D/J	E/K	Omit	Error	% Correct (without omits and errors)
17	D	[28 - 36]	n=4	EA	Solv. Quad. Eq.		0 (0%)	0 (0%)	0 (0%)	4 (100%)	0 (0%)	0	0	100%
		[24 - 27]	n=26				0 (0%)	0 (0%)	1 (4%)	25 (96%)	0 (0%)	0	0	96%
		[20 - 23]	n=80				1 (1%)	3 (4%)	1 (1%)	68 (85%)	7 (9%)	0	0	85%
		[16 - 19]	n=177				2 (1%)	4 (2%)	14 (8%)	126 (71%)	31 (18%)	0	0	71%
		[1 - 15]	n=202				11 (5%)	18 (9%)	31 (15%)	83 (41%)	56 (28%)	3	0	42%
18	G	[28 - 36]	n=4	EA	Common Arith.	Abs. Value	0 (0%)	4 (100%)	0 (0%)	0 (0%)	0 (0%)	0	0	100%
		[24 - 27]	n=26				0 (0%)	24 (92%)	1 (4%)	0 (0%)	1 (4%)	0	0	92%
		[20 - 23]	n=80				4 (5%)	51 (64%)	1 (1%)	0 (0%)	24 (30%)	0	0	64%
		[16 - 19]	n=177				15 (8%)	58 (33%)	20 (11%)	4 (2%)	80 (45%)	0	0	33%
		[1 - 15]	n=202				35 (17%)	39 (19%)	15 (7%)	21 (10%)	88 (44%)	4	0	20%
19	B	[28 - 36]	n=4	EA	Common Arith.	Prop. of Numbers	0 (0%)	4 (100%)	0 (0%)	0 (0%)	0 (0%)	0	0	100%
		[24 - 27]	n=26				3 (12%)	21 (81%)	2 (8%)	0 (0%)	0 (0%)	0	0	81%
		[20 - 23]	n=80				8 (10%)	38 (48%)	17 (21%)	9 (11%)	7 (9%)	1	0	48%
		[16 - 19]	n=177				21 (12%)	60 (34%)	32 (18%)	51 (29%)	9 (5%)	3	1	35%
		[1 - 15]	n=202				41 (20%)	49 (24%)	46 (23%)	57 (28%)	4 (2%)	4	1	25%
20	K	[28 - 36]	n=4	GT	Coord. System		0 (0%)	0 (0%)	0 (0%)	0 (0%)	4 (100%)	0	0	100%
		[24 - 27]	n=26				0 (0%)	0 (0%)	0 (0%)	1 (4%)	25 (96%)	0	0	96%
		[20 - 23]	n=80				0 (0%)	0 (0%)	0 (0%)	1 (1%)	79 (99%)	0	0	99%
		[16 - 19]	n=177				12 (7%)	3 (2%)	1 (1%)	6 (3%)	155 (88%)	0	0	88%
		[1 - 15]	n=202				27 (13%)	15 (7%)	9 (4%)	24 (12%)	123 (61%)	4	0	62%
21	E	[28 - 36]	n=4	GT	Complex Figures		0 (0%)	0 (0%)	0 (0%)	0 (0%)	4 (100%)	0	0	100%
		[24 - 27]	n=26				3 (12%)	1 (4%)	0 (0%)	0 (0%)	22 (85%)	0	0	85%
		[20 - 23]	n=80				15 (19%)	7 (9%)	1 (1%)	3 (4%)	54 (68%)	0	0	68%
		[16 - 19]	n=177				60 (34%)	18 (10%)	21 (12%)	6 (3%)	72 (41%)	0	0	41%
		[1 - 15]	n=202				46 (23%)	43 (21%)	33 (16%)	20 (10%)	56 (28%)	3	1	28%
22	H	[28 - 36]	n=4	GT	Tri.	Working w/Tri.	0 (0%)	0 (0%)	4 (100%)	0 (0%)	0 (0%)	0	0	100%
		[24 - 27]	n=26				0 (0%)	0 (0%)	26 (100%)	0 (0%)	0 (0%)	0	0	100%
		[20 - 23]	n=80				0 (0%)	6 (8%)	72 (90%)	2 (3%)	0 (0%)	0	0	90%
		[16 - 19]	n=177				4 (2%)	61 (34%)	83 (47%)	23 (13%)	5 (3%)	1	0	47%
		[1 - 15]	n=202				17 (8%)	68 (34%)	58 (29%)	24 (12%)	27 (13%)	8	0	30%
23	A	[28 - 36]	n=4	EA	Solving Eq. w/1 Var.	Simple Eq.	4 (100%)	0 (0%)	0 (0%)	0 (0%)	0 (0%)	0	0	100%
		[24 - 27]	n=26				24 (92%)	1 (4%)	0 (0%)	1 (4%)	0 (0%)	0	0	92%
		[20 - 23]	n=80				64 (80%)	2 (3%)	12 (15%)	0 (0%)	2 (3%)	0	0	80%
		[16 - 19]	n=177				107 (60%)	19 (11%)	31 (18%)	14 (8%)	5 (3%)	1	0	61%
		[1 - 15]	n=202				49 (24%)	33 (16%)	60 (30%)	32 (16%)	21 (10%)	7	0	25%
24	K	[28 - 36]	n=4	EA	Simple Manip.		0 (0%)	0 (0%)	0 (0%)	0 (0%)	4 (100%)	0	0	100%
		[24 - 27]	n=26				0 (0%)	0 (0%)	0 (0%)	2 (8%)	24 (92%)	0	0	92%
		[20 - 23]	n=80				0 (0%)	0 (0%)	0 (0%)	3 (4%)	77 (96%)	0	0	96%
		[16 - 19]	n=177				1 (1%)	4 (2%)	4 (2%)	15 (8%)	152 (86%)	0	1	86%
		[1 - 15]	n=202				19 (9%)	13 (6%)	20 (10%)	45 (22%)	96 (48%)	9	0	50%

PLAN Error Analysis By College Readiness Standards

Item	Ans	Range	N=	Lvl 2	Lvl 3	Lvl 4	A/F	B/G	C/H	D/J	E/K	Omit	Error	% Correct (without omits and errors)
25	A	[28 - 36]	n=4	EA	Data Representation	Bar & Line Graphs	4 (100%)	0 (0%)	0 (0%)	0 (0%)	0 (0%)	0	0	100%
		[24 - 27]	n=26				25 (96%)	0 (0%)	0 (0%)	0 (0%)	1 (4%)	0	0	96%
		[20 - 23]	n=80				47 (59%)	28 (35%)	1 (1%)	2 (3%)	2 (3%)	0	0	59%
		[16 - 19]	n=177				72 (41%)	73 (41%)	3 (2%)	8 (5%)	20 (11%)	0	1	41%
		[1 - 15]	n=202				39 (19%)	67 (33%)	13 (6%)	26 (13%)	47 (23%)	10	0	20%
26	F	[28 - 36]	n=4	GT	Geo.		4 (100%)	0 (0%)	0 (0%)	0 (0%)	0 (0%)	0	0	100%
		[24 - 27]	n=26				23 (88%)	1 (4%)	0 (0%)	2 (8%)	0 (0%)	0	0	88%
		[20 - 23]	n=80				62 (78%)	7 (9%)	2 (3%)	9 (11%)	0 (0%)	0	0	78%
		[16 - 19]	n=177				88 (50%)	31 (18%)	30 (17%)	22 (12%)	6 (3%)	0	0	50%
		[1 - 15]	n=202				60 (30%)	41 (20%)	30 (15%)	37 (18%)	21 (10%)	13	0	32%
27	A	[28 - 36]	n=4	GT	Tri.	Working w/Tri.	4 (100%)	0 (0%)	0 (0%)	0 (0%)	0 (0%)	0	0	100%
		[24 - 27]	n=26				24 (92%)	0 (0%)	0 (0%)	1 (4%)	1 (4%)	0	0	92%
		[20 - 23]	n=80				54 (68%)	5 (6%)	2 (3%)	4 (5%)	14 (18%)	1	0	68%
		[16 - 19]	n=177				78 (44%)	17 (10%)	25 (14%)	17 (10%)	40 (23%)	0	0	44%
		[1 - 15]	n=202				30 (15%)	44 (22%)	55 (27%)	33 (16%)	28 (14%)	12	0	16%
28	F	[28 - 36]	n=4	GT	Complex Figures		4 (100%)	0 (0%)	0 (0%)	0 (0%)	0 (0%)	0	0	100%
		[24 - 27]	n=26				17 (65%)	1 (4%)	5 (19%)	1 (4%)	2 (8%)	0	0	65%
		[20 - 23]	n=80				38 (48%)	13 (16%)	15 (19%)	7 (9%)	7 (9%)	0	0	48%
		[16 - 19]	n=177				50 (28%)	36 (20%)	38 (21%)	31 (18%)	22 (12%)	0	0	28%
		[1 - 15]	n=202				34 (17%)	38 (19%)	54 (27%)	45 (22%)	17 (8%)	14	0	18%
29	C	[28 - 36]	n=4	GT	Slope of a Line		0 (0%)	0 (0%)	3 (75%)	0 (0%)	1 (25%)	0	0	75%
		[24 - 27]	n=26				1 (4%)	2 (8%)	15 (58%)	3 (12%)	4 (15%)	1	0	60%
		[20 - 23]	n=80				8 (10%)	25 (31%)	37 (46%)	7 (9%)	3 (4%)	0	0	46%
		[16 - 19]	n=177				37 (21%)	50 (28%)	53 (30%)	19 (11%)	16 (9%)	2	0	30%
		[1 - 15]	n=202				35 (17%)	61 (30%)	50 (25%)	23 (11%)	16 (8%)	17	0	27%
30	F	[28 - 36]	n=4	EA	Data Representation	Bar & Line Graphs	4 (100%)	0 (0%)	0 (0%)	0 (0%)	0 (0%)	0	0	100%
		[24 - 27]	n=26				23 (88%)	1 (4%)	0 (0%)	2 (8%)	0 (0%)	0	0	88%
		[20 - 23]	n=80				60 (75%)	3 (4%)	4 (5%)	10 (13%)	3 (4%)	0	0	75%
		[16 - 19]	n=177				81 (46%)	28 (16%)	20 (11%)	35 (20%)	11 (6%)	1	1	46%
		[1 - 15]	n=202				52 (26%)	36 (18%)	17 (8%)	44 (22%)	35 (17%)	17	1	28%
31	E	[28 - 36]	n=4	EA	Common Arith.	Proportions	0 (0%)	1 (25%)	0 (0%)	0 (0%)	3 (75%)	0	0	75%
		[24 - 27]	n=26				2 (8%)	5 (19%)	0 (0%)	0 (0%)	19 (73%)	0	0	73%
		[20 - 23]	n=80				5 (6%)	23 (29%)	11 (14%)	15 (19%)	26 (33%)	0	0	33%
		[16 - 19]	n=177				21 (12%)	42 (24%)	50 (28%)	46 (26%)	15 (8%)	3	0	9%
		[1 - 15]	n=202				29 (14%)	41 (20%)	59 (29%)	40 (20%)	9 (4%)	24	0	5%
32	J	[28 - 36]	n=4	EA	Complic. Arith. App.		0 (0%)	0 (0%)	0 (0%)	4 (100%)	0 (0%)	0	0	100%
		[24 - 27]	n=26				2 (8%)	1 (4%)	1 (4%)	20 (77%)	1 (4%)	0	1	80%
		[20 - 23]	n=80				6 (8%)	17 (21%)	5 (6%)	47 (59%)	4 (5%)	1	0	59%
		[16 - 19]	n=177				14 (8%)	58 (33%)	13 (7%)	68 (38%)	19 (11%)	5	0	40%
		[1 - 15]	n=202				16 (8%)	59 (29%)	24 (12%)	45 (22%)	23 (11%)	34	1	27%

PLAN Error Analysis By College Readiness Standards

Item	Ans	Range	N=	Lvl 2	Lvl 3	Lvl 4	A/F	B/G	C/H	D/J	E/K	Omit	Error	% Correct (without omits and errors)
33	C	[28 - 36]	n=4	EA	Manip. Alg. Expr.	Basic Alg. Manip.	0 (0%)	0 (0%)	4 (100%)	0 (0%)	0 (0%)	0	0	100%
		[24 - 27]	n=26				0 (0%)	3 (12%)	22 (85%)	1 (4%)	0 (0%)	0	0	85%
		[20 - 23]	n=80				14 (18%)	11 (14%)	40 (50%)	7 (9%)	4 (5%)	3	1	53%
		[16 - 19]	n=177				28 (16%)	43 (24%)	57 (32%)	24 (14%)	15 (8%)	10	0	34%
		[1 - 15]	n=202				33 (16%)	35 (17%)	33 (16%)	43 (21%)	20 (10%)	35	3	20%
34	F	[28 - 36]	n=4	GT	Circles		3 (75%)	0 (0%)	1 (25%)	0 (0%)	0 (0%)	0	0	75%
		[24 - 27]	n=26				8 (31%)	5 (19%)	10 (38%)	2 (8%)	0 (0%)	1	0	32%
		[20 - 23]	n=80				26 (33%)	7 (9%)	26 (33%)	9 (11%)	8 (10%)	4	0	34%
		[16 - 19]	n=177				51 (29%)	28 (16%)	47 (27%)	23 (13%)	16 (9%)	12	0	31%
		[1 - 15]	n=202				45 (22%)	29 (14%)	57 (28%)	14 (7%)	16 (8%)	41	0	28%
35	E	[28 - 36]	n=4	EA	Common Arith.	Sets	0 (0%)	0 (0%)	1 (25%)	1 (25%)	2 (50%)	0	0	50%
		[24 - 27]	n=26				4 (15%)	2 (8%)	4 (15%)	2 (8%)	14 (54%)	0	0	54%
		[20 - 23]	n=80				9 (11%)	11 (14%)	17 (21%)	10 (13%)	27 (34%)	6	0	36%
		[16 - 19]	n=177				22 (12%)	27 (15%)	40 (23%)	33 (19%)	40 (23%)	15	0	25%
		[1 - 15]	n=202				20 (10%)	41 (20%)	39 (19%)	37 (18%)	22 (11%)	43	0	14%
36	J	[28 - 36]	n=4	EA	Alg. Functions	Function Notation	0 (0%)	0 (0%)	0 (0%)	4 (100%)	0 (0%)	0	0	100%
		[24 - 27]	n=26				0 (0%)	3 (12%)	2 (8%)	20 (77%)	1 (4%)	0	0	77%
		[20 - 23]	n=80				7 (9%)	7 (9%)	11 (14%)	39 (49%)	8 (10%)	8	0	54%
		[16 - 19]	n=177				29 (16%)	46 (26%)	37 (21%)	27 (15%)	15 (8%)	23	0	18%
		[1 - 15]	n=202				34 (17%)	37 (18%)	40 (20%)	21 (10%)	26 (13%)	44	0	13%
37	B	[28 - 36]	n=4	GT	Lines & Angles		0 (0%)	4 (100%)	0 (0%)	0 (0%)	0 (0%)	0	0	100%
		[24 - 27]	n=26				2 (8%)	12 (46%)	2 (8%)	3 (12%)	5 (19%)	1	1	50%
		[20 - 23]	n=80				7 (9%)	32 (40%)	6 (8%)	8 (10%)	17 (21%)	10	0	46%
		[16 - 19]	n=177				20 (11%)	47 (27%)	30 (17%)	29 (16%)	27 (15%)	24	0	31%
		[1 - 15]	n=202				45 (22%)	35 (17%)	28 (14%)	24 (12%)	22 (11%)	47	1	23%
38	G	[28 - 36]	n=4	EA	Alg.		1 (25%)	2 (50%)	1 (25%)	0 (0%)	0 (0%)	0	0	50%
		[24 - 27]	n=26				5 (19%)	11 (42%)	3 (12%)	5 (19%)	0 (0%)	2	0	46%
		[20 - 23]	n=80				10 (13%)	24 (30%)	16 (20%)	17 (21%)	2 (3%)	11	0	35%
		[16 - 19]	n=177				21 (12%)	33 (19%)	44 (25%)	40 (23%)	13 (7%)	26	0	22%
		[1 - 15]	n=202				18 (9%)	36 (18%)	44 (22%)	34 (17%)	12 (6%)	56	2	25%
39	D	[28 - 36]	n=4	GT	Lines & Angles		0 (0%)	0 (0%)	0 (0%)	3 (75%)	1 (25%)	0	0	75%
		[24 - 27]	n=26				0 (0%)	1 (4%)	4 (15%)	15 (58%)	4 (15%)	2	0	63%
		[20 - 23]	n=80				6 (8%)	4 (5%)	12 (15%)	26 (33%)	20 (25%)	12	0	38%
		[16 - 19]	n=177				12 (7%)	16 (9%)	32 (18%)	48 (27%)	41 (23%)	27	1	32%
		[1 - 15]	n=202				24 (12%)	21 (10%)	40 (20%)	29 (14%)	28 (14%)	60	0	20%
40	H	[28 - 36]	n=4	GT	Slope of a Line		2 (50%)	0 (0%)	1 (25%)	0 (0%)	0 (0%)	1	0	33%
		[24 - 27]	n=26				4 (15%)	10 (38%)	8 (31%)	1 (4%)	0 (0%)	3	0	35%
		[20 - 23]	n=80				13 (16%)	20 (25%)	17 (21%)	8 (10%)	7 (9%)	15	0	26%
		[16 - 19]	n=177				26 (15%)	35 (20%)	32 (18%)	30 (17%)	17 (10%)	37	0	23%
		[1 - 15]	n=202				31 (15%)	33 (16%)	32 (16%)	33 (16%)	12 (6%)	61	0	23%

PLAN® Error Analysis By College Readiness Standards™

Item	Ans	Range	N=	Lvl 2	Lvl 3	Lvl 4	A/F	B/G	C/H	D/J	E/K	Omit	Error	% Correct (without omits and errors)
Reading (Level 1) - 25 items (49%)														
1	B	[28 - 36]	n=6	AL	Voice		0 (0%)	6 (100%)	0 (0%)	0 (0%)	0 (0%)	0	0	100%
		[24 - 27]	n=15				0 (0%)	15 (100%)	0 (0%)	0 (0%)	0 (0%)	0	0	100%
		[20 - 23]	n=71				1 (1%)	62 (87%)	6 (8%)	2 (3%)	0 (0%)	0	0	87%
		[16 - 19]	n=126				5 (4%)	96 (76%)	19 (15%)	3 (2%)	0 (0%)	1	2	78%
		[1 - 15]	n=272				44 (16%)	128 (47%)	58 (21%)	42 (15%)	0 (0%)	0	0	47%
2	F	[28 - 36]	n=6	AL	Voice		5 (83%)	1 (17%)	0 (0%)	0 (0%)	0 (0%)	0	0	83%
		[24 - 27]	n=15				9 (60%)	6 (40%)	0 (0%)	0 (0%)	0 (0%)	0	0	60%
		[20 - 23]	n=71				52 (73%)	18 (25%)	0 (0%)	1 (1%)	0 (0%)	0	0	73%
		[16 - 19]	n=126				86 (68%)	37 (29%)	0 (0%)	2 (2%)	0 (0%)	1	0	69%
		[1 - 15]	n=272				122 (45%)	97 (36%)	14 (5%)	37 (14%)	0 (0%)	0	2	45%
3	C	[28 - 36]	n=6	AL	Voice		0 (0%)	0 (0%)	6 (100%)	0 (0%)	0 (0%)	0	0	100%
		[24 - 27]	n=15				0 (0%)	0 (0%)	13 (87%)	2 (13%)	0 (0%)	0	0	87%
		[20 - 23]	n=71				0 (0%)	1 (1%)	66 (93%)	4 (6%)	0 (0%)	0	0	93%
		[16 - 19]	n=126				1 (1%)	7 (6%)	104 (83%)	14 (11%)	0 (0%)	0	0	83%
		[1 - 15]	n=272				12 (4%)	26 (10%)	180 (66%)	53 (19%)	0 (0%)	1	0	66%
4	F	[28 - 36]	n=6	AL	Explicit Detail		6 (100%)	0 (0%)	0 (0%)	0 (0%)	0 (0%)	0	0	100%
		[24 - 27]	n=15				15 (100%)	0 (0%)	0 (0%)	0 (0%)	0 (0%)	0	0	100%
		[20 - 23]	n=71				65 (92%)	4 (6%)	1 (1%)	1 (1%)	0 (0%)	0	0	92%
		[16 - 19]	n=126				88 (70%)	28 (22%)	4 (3%)	5 (4%)	0 (0%)	1	0	70%
		[1 - 15]	n=272				113 (42%)	58 (21%)	55 (20%)	45 (17%)	0 (0%)	0	1	42%
5	B	[28 - 36]	n=6	AL	Explicit Detail		0 (0%)	6 (100%)	0 (0%)	0 (0%)	0 (0%)	0	0	100%
		[24 - 27]	n=15				0 (0%)	14 (93%)	0 (0%)	1 (7%)	0 (0%)	0	0	93%
		[20 - 23]	n=71				0 (0%)	55 (77%)	9 (13%)	7 (10%)	0 (0%)	0	0	77%
		[16 - 19]	n=126				11 (9%)	72 (57%)	31 (25%)	12 (10%)	0 (0%)	0	0	57%
		[1 - 15]	n=272				50 (18%)	88 (32%)	97 (36%)	36 (13%)	0 (0%)	0	1	32%
6	J	[28 - 36]	n=6	AL	Explicit Detail		0 (0%)	0 (0%)	0 (0%)	6 (100%)	0 (0%)	0	0	100%
		[24 - 27]	n=15				0 (0%)	0 (0%)	0 (0%)	15 (100%)	0 (0%)	0	0	100%
		[20 - 23]	n=71				1 (1%)	2 (3%)	2 (3%)	66 (93%)	0 (0%)	0	0	93%
		[16 - 19]	n=126				10 (8%)	9 (7%)	1 (1%)	106 (84%)	0 (0%)	0	0	84%
		[1 - 15]	n=272				35 (13%)	58 (21%)	31 (11%)	146 (54%)	0 (0%)	2	0	54%
7	D	[28 - 36]	n=6	AL	Implied Idea		1 (17%)	0 (0%)	0 (0%)	5 (83%)	0 (0%)	0	0	83%
		[24 - 27]	n=15				0 (0%)	0 (0%)	0 (0%)	15 (100%)	0 (0%)	0	0	100%
		[20 - 23]	n=71				8 (11%)	0 (0%)	3 (4%)	60 (85%)	0 (0%)	0	0	85%
		[16 - 19]	n=126				20 (16%)	3 (2%)	8 (6%)	95 (75%)	0 (0%)	0	0	75%
		[1 - 15]	n=272				76 (28%)	39 (14%)	30 (11%)	125 (46%)	0 (0%)	2	0	46%
8	J	[28 - 36]	n=6	AL	Implied Idea		1 (17%)	0 (0%)	0 (0%)	5 (83%)	0 (0%)	0	0	83%
		[24 - 27]	n=15				3 (20%)	0 (0%)	1 (7%)	11 (73%)	0 (0%)	0	0	73%
		[20 - 23]	n=71				19 (27%)	2 (3%)	8 (11%)	42 (59%)	0 (0%)	0	0	59%
		[16 - 19]	n=126				24 (19%)	11 (9%)	28 (22%)	62 (49%)	0 (0%)	1	0	50%

PLAN Error Analysis By College Readiness Standards

Item	Ans	Range	N=	Lvl 2	Lvl 3	Lvl 4	A/F	B/G	C/H	D/J	E/K	Omit	Error	% Correct (without omits and errors)	
		[1 - 15]	n=272				80 (29%)	64 (24%)	46 (17%)	82 (30%)	0 (0%)	0	0	30%	
9	B	[28 - 36]	n=6	SS	Main Idea		0 (0%)	6 (100%)	0 (0%)	0 (0%)	0 (0%)	0	0	100%	
		[24 - 27]	n=15				0 (0%)	15 (100%)	0 (0%)	0 (0%)	0 (0%)	0	0	100%	
		[20 - 23]	n=71				6 (8%)	56 (79%)	2 (3%)	7 (10%)	0 (0%)	0	0	79%	
		[16 - 19]	n=126				6 (5%)	95 (75%)	11 (9%)	13 (10%)	0 (0%)	1	0	76%	
		[1 - 15]	n=272				67 (25%)	125 (46%)	34 (13%)	42 (15%)	0 (0%)	3	1	47%	
10	H	[28 - 36]	n=6	SS	Implied Idea		0 (0%)	0 (0%)	6 (100%)	0 (0%)	0 (0%)	0	0	100%	
		[24 - 27]	n=15				0 (0%)	2 (13%)	13 (87%)	0 (0%)	0 (0%)	0	0	87%	
		[20 - 23]	n=71				0 (0%)	8 (11%)	55 (77%)	8 (11%)	0 (0%)	0	0	77%	
		[16 - 19]	n=126				4 (3%)	16 (13%)	95 (75%)	10 (8%)	0 (0%)	0	1	76%	
		[1 - 15]	n=272				31 (11%)	70 (26%)	127 (47%)	41 (15%)	0 (0%)	3	0	47%	
11	D	[28 - 36]	n=6	SS	App.		1 (17%)	0 (0%)	0 (0%)	5 (83%)	0 (0%)	0	0	83%	
		[24 - 27]	n=15				3 (20%)	0 (0%)	0 (0%)	12 (80%)	0 (0%)	0	0	80%	
		[20 - 23]	n=71				9 (13%)	8 (11%)	2 (3%)	52 (73%)	0 (0%)	0	0	73%	
		[16 - 19]	n=126				23 (18%)	13 (10%)	9 (7%)	81 (64%)	0 (0%)	0	0	64%	
		[1 - 15]	n=272				76 (28%)	64 (24%)	46 (17%)	81 (30%)	0 (0%)	5	0	30%	
12	G	[28 - 36]	n=6	SS	Explicit Detail		0 (0%)	6 (100%)	0 (0%)	0 (0%)	0 (0%)	0	0	100%	
		[24 - 27]	n=15				0 (0%)	15 (100%)	0 (0%)	0 (0%)	0 (0%)	0	0	100%	
		[20 - 23]	n=71				2 (3%)	57 (80%)	9 (13%)	3 (4%)	0 (0%)	0	0	80%	
		[16 - 19]	n=126				7 (6%)	84 (67%)	25 (20%)	10 (8%)	0 (0%)	0	0	67%	
		[1 - 15]	n=272				54 (20%)	95 (35%)	76 (28%)	37 (14%)	0 (0%)	10	0	36%	
13	C	[28 - 36]	n=6	SS	Develop.		0 (0%)	0 (0%)	6 (100%)	0 (0%)	0 (0%)	0	0	100%	
		[24 - 27]	n=15				1 (7%)	3 (20%)	11 (73%)	0 (0%)	0 (0%)	0	0	73%	
		[20 - 23]	n=71				6 (8%)	13 (18%)	50 (70%)	2 (3%)	0 (0%)	0	0	70%	
		[16 - 19]	n=126				28 (22%)	45 (36%)	49 (39%)	4 (3%)	0 (0%)	0	0	39%	
		[1 - 15]	n=272				71 (26%)	99 (36%)	61 (22%)	28 (10%)	0 (0%)	13	0	24%	
14	G	[28 - 36]	n=6	SS	Implied Idea		0 (0%)	6 (100%)	0 (0%)	0 (0%)	0 (0%)	0	0	100%	
		[24 - 27]	n=15				0 (0%)	15 (100%)	0 (0%)	0 (0%)	0 (0%)	0	0	100%	
		[20 - 23]	n=71				1 (1%)	66 (93%)	3 (4%)	1 (1%)	0 (0%)	0	0	93%	
		[16 - 19]	n=126				14 (11%)	95 (75%)	10 (8%)	6 (5%)	0 (0%)	1	0	76%	
		[1 - 15]	n=272				53 (19%)	138 (51%)	35 (13%)	27 (10%)	0 (0%)	18	1	55%	
15	A	[28 - 36]	n=6	SS	Implied Idea		4 (67%)	1 (17%)	0 (0%)	1 (17%)	0 (0%)	0	0	67%	
		[24 - 27]	n=15				7 (47%)	4 (27%)	1 (7%)	3 (20%)	0 (0%)	0	0	47%	
		[20 - 23]	n=71				17 (24%)	32 (45%)	6 (8%)	16 (23%)	0 (0%)	0	0	24%	
		[16 - 19]	n=126				19 (15%)	47 (37%)	23 (18%)	36 (29%)	0 (0%)	0	1	15%	
		[1 - 15]	n=272				32 (12%)	87 (32%)	68 (25%)	59 (22%)	0 (0%)	25	1	13%	
16	G	[28 - 36]	n=6	SS	Explicit Detail		0 (0%)	6 (100%)	0 (0%)	0 (0%)	0 (0%)	0	0	100%	
		[24 - 27]	n=15				0 (0%)	12 (80%)	2 (13%)	1 (7%)	0 (0%)	0	0	80%	
		[20 - 23]	n=71				10 (14%)	46 (65%)	15 (21%)	0 (0%)	0 (0%)	0	0	65%	
		[16 - 19]	n=126				33 (26%)	50 (40%)	33 (26%)	9 (7%)	0 (0%)	1	0	40%	
		[1 - 15]	n=272				61 (22%)	56 (21%)	77 (28%)	47 (17%)	0 (0%)	31	0	23%	

PLAN Error Analysis By College Readiness Standards

Item	Ans	Range	N=	Lvl 2	Lvl 3	Lvl 4	A/F	B/G	C/H	D/J	E/K	Omit	Error	% Correct (without omits and errors)	
17	C	[28 - 36]	n=6	AL	Explicit Detail		0 (0%)	0 (0%)	5 (83%)	1 (17%)	0 (0%)	0	0	83%	
		[24 - 27]	n=15				0 (0%)	0 (0%)	15 (100%)	0 (0%)	0 (0%)	0	0	100%	
		[20 - 23]	n=71				12 (17%)	2 (3%)	44 (62%)	13 (18%)	0 (0%)	0	0	62%	
		[16 - 19]	n=126				41 (33%)	13 (10%)	39 (31%)	28 (22%)	0 (0%)	5	0	32%	
		[1 - 15]	n=272				72 (26%)	64 (24%)	49 (18%)	36 (13%)	0 (0%)	51	0	22%	
18	J	[28 - 36]	n=6	AL	Implied Idea		0 (0%)	0 (0%)	0 (0%)	6 (100%)	0 (0%)	0	0	100%	
		[24 - 27]	n=15				0 (0%)	1 (7%)	1 (7%)	13 (87%)	0 (0%)	0	0	87%	
		[20 - 23]	n=71				4 (6%)	2 (3%)	5 (7%)	58 (82%)	0 (0%)	2	0	84%	
		[16 - 19]	n=126				20 (16%)	16 (13%)	21 (17%)	58 (46%)	0 (0%)	11	0	50%	
		[1 - 15]	n=272				40 (15%)	62 (23%)	61 (22%)	51 (19%)	0 (0%)	57	1	24%	
19	B	[28 - 36]	n=6	AL	Explicit Detail		0 (0%)	6 (100%)	0 (0%)	0 (0%)	0 (0%)	0	0	100%	
		[24 - 27]	n=15				3 (20%)	12 (80%)	0 (0%)	0 (0%)	0 (0%)	0	0	80%	
		[20 - 23]	n=71				17 (24%)	26 (37%)	20 (28%)	8 (11%)	0 (0%)	0	0	37%	
		[16 - 19]	n=126				42 (33%)	24 (19%)	35 (28%)	13 (10%)	0 (0%)	11	1	21%	
		[1 - 15]	n=272				56 (21%)	35 (13%)	84 (31%)	29 (11%)	0 (0%)	67	1	17%	
20	J	[28 - 36]	n=6	AL	Implied Idea		0 (0%)	0 (0%)	0 (0%)	6 (100%)	0 (0%)	0	0	100%	
		[24 - 27]	n=15				5 (33%)	0 (0%)	0 (0%)	10 (67%)	0 (0%)	0	0	67%	
		[20 - 23]	n=71				19 (27%)	3 (4%)	11 (15%)	37 (52%)	0 (0%)	1	0	53%	
		[16 - 19]	n=126				31 (25%)	16 (13%)	33 (26%)	32 (25%)	0 (0%)	14	0	29%	
		[1 - 15]	n=272				60 (22%)	41 (15%)	49 (18%)	43 (16%)	0 (0%)	79	0	22%	
21	D	[28 - 36]	n=6	AL	Main Idea		0 (0%)	1 (17%)	0 (0%)	5 (83%)	0 (0%)	0	0	83%	
		[24 - 27]	n=15				0 (0%)	6 (40%)	0 (0%)	9 (60%)	0 (0%)	0	0	60%	
		[20 - 23]	n=71				23 (32%)	13 (18%)	3 (4%)	27 (38%)	0 (0%)	5	0	41%	
		[16 - 19]	n=126				37 (29%)	34 (27%)	11 (9%)	26 (21%)	0 (0%)	17	1	24%	
		[1 - 15]	n=272				51 (19%)	58 (21%)	45 (17%)	33 (12%)	0 (0%)	85	0	18%	
22	H	[28 - 36]	n=6	AL	Implied Idea		0 (0%)	0 (0%)	6 (100%)	0 (0%)	0 (0%)	0	0	100%	
		[24 - 27]	n=15				0 (0%)	0 (0%)	14 (93%)	1 (7%)	0 (0%)	0	0	93%	
		[20 - 23]	n=71				13 (18%)	12 (17%)	35 (49%)	5 (7%)	0 (0%)	6	0	54%	
		[16 - 19]	n=126				27 (21%)	18 (14%)	43 (34%)	17 (13%)	0 (0%)	19	2	41%	
		[1 - 15]	n=272				45 (17%)	44 (16%)	59 (22%)	34 (13%)	0 (0%)	89	1	32%	
23	B	[28 - 36]	n=6	AL	Implied Idea		0 (0%)	6 (100%)	0 (0%)	0 (0%)	0 (0%)	0	0	100%	
		[24 - 27]	n=15				4 (27%)	9 (60%)	1 (7%)	0 (0%)	0 (0%)	1	0	64%	
		[20 - 23]	n=71				6 (8%)	51 (72%)	5 (7%)	4 (6%)	0 (0%)	5	0	77%	
		[16 - 19]	n=126				28 (22%)	43 (34%)	22 (17%)	11 (9%)	0 (0%)	22	0	41%	
		[1 - 15]	n=272				46 (17%)	47 (17%)	53 (19%)	27 (10%)	0 (0%)	99	0	27%	
24	F	[28 - 36]	n=6	AL	Vocabulary		6 (100%)	0 (0%)	0 (0%)	0 (0%)	0 (0%)	0	0	100%	
		[24 - 27]	n=15				13 (87%)	0 (0%)	1 (7%)	0 (0%)	0 (0%)	1	0	93%	
		[20 - 23]	n=71				46 (65%)	6 (8%)	6 (8%)	3 (4%)	0 (0%)	10	0	75%	
		[16 - 19]	n=126				61 (48%)	21 (17%)	13 (10%)	8 (6%)	0 (0%)	23	0	59%	
		[1 - 15]	n=272				66 (24%)	58 (21%)	27 (10%)	15 (6%)	0 (0%)	106	0	40%	

PLAN Error Analysis By College Readiness Standards

Item	Ans	Range	N=	Lvl 2	Lvl 3	Lvl 4	A/F	B/G	C/H	D/J	E/K	Omit	Error	% Correct (without omits and errors)
25	A	[28 - 36]	n=6	AL	Implied Idea		5 (83%)	0 (0%)	0 (0%)	1 (17%)	0 (0%)	0	0	83%
		[24 - 27]	n=15				9 (60%)	0 (0%)	1 (7%)	4 (27%)	0 (0%)	1	0	64%
		[20 - 23]	n=71				35 (49%)	5 (7%)	7 (10%)	11 (15%)	0 (0%)	13	0	60%
		[16 - 19]	n=126				61 (48%)	12 (10%)	15 (12%)	11 (9%)	0 (0%)	26	1	62%
		[1 - 15]	n=272				72 (26%)	26 (10%)	32 (12%)	23 (8%)	0 (0%)	119	0	47%

This score report was generated by Cambridge Educational Services, Inc. using an ACT, Inc. Sample/Practice exam. This report is not approved, endorsed, or authorized by ACT, Inc. and should not be viewed or used as such. ACT®, PLAN®, EXPLORE®, WorkKeys®, and College Readiness Standards™ are registered trademarks of ACT, Inc., which is not affiliated with Cambridge Educational Services, Inc.

PLAN® Error Analysis By College Readiness Standards™

Item	Ans	Range	N=	Lvl 2	Lvl 3	Lvl 4	A/F	B/G	C/H	D/J	E/K	Omit	Error	% Correct (without omits and errors)
Science (Level 1) - 30 items (51%)														
1	D	[28 - 36]	n=1	CV	Comprehension		0 (0%)	0 (0%)	0 (0%)	1 (100%)	0 (0%)	0	0	100%
		[24 - 27]	n=17				0 (0%)	0 (0%)	0 (0%)	17 (100%)	0 (0%)	0	0	100%
		[20 - 23]	n=96				2 (2%)	3 (3%)	4 (4%)	87 (91%)	0 (0%)	0	0	91%
		[16 - 19]	n=249				23 (9%)	11 (4%)	14 (6%)	201 (81%)	0 (0%)	0	0	81%
		[1 - 15]	n=127				20 (16%)	30 (24%)	17 (13%)	60 (47%)	0 (0%)	0	0	47%
2	F	[28 - 36]	n=1	CV	Analysis		1 (100%)	0 (0%)	0 (0%)	0 (0%)	0 (0%)	0	0	100%
		[24 - 27]	n=17				17 (100%)	0 (0%)	0 (0%)	0 (0%)	0 (0%)	0	0	100%
		[20 - 23]	n=96				83 (86%)	4 (4%)	1 (1%)	8 (8%)	0 (0%)	0	0	86%
		[16 - 19]	n=249				169 (68%)	36 (14%)	18 (7%)	25 (10%)	0 (0%)	0	1	68%
		[1 - 15]	n=127				53 (42%)	38 (30%)	28 (22%)	7 (6%)	0 (0%)	0	1	42%
3	A	[28 - 36]	n=1	CV	App.		1 (100%)	0 (0%)	0 (0%)	0 (0%)	0 (0%)	0	0	100%
		[24 - 27]	n=17				17 (100%)	0 (0%)	0 (0%)	0 (0%)	0 (0%)	0	0	100%
		[20 - 23]	n=96				95 (99%)	0 (0%)	1 (1%)	0 (0%)	0 (0%)	0	0	99%
		[16 - 19]	n=249				207 (83%)	12 (5%)	17 (7%)	10 (4%)	0 (0%)	1	2	84%
		[1 - 15]	n=127				59 (46%)	18 (14%)	30 (24%)	18 (14%)	0 (0%)	2	0	47%
4	F	[28 - 36]	n=1	CV	Comprehension		1 (100%)	0 (0%)	0 (0%)	0 (0%)	0 (0%)	0	0	100%
		[24 - 27]	n=17				17 (100%)	0 (0%)	0 (0%)	0 (0%)	0 (0%)	0	0	100%
		[20 - 23]	n=96				91 (95%)	1 (1%)	0 (0%)	4 (4%)	0 (0%)	0	0	95%
		[16 - 19]	n=249				203 (82%)	9 (4%)	13 (5%)	24 (10%)	0 (0%)	0	0	82%
		[1 - 15]	n=127				42 (33%)	14 (11%)	35 (28%)	34 (27%)	0 (0%)	1	1	34%
5	B	[28 - 36]	n=1	CV	App.		0 (0%)	1 (100%)	0 (0%)	0 (0%)	0 (0%)	0	0	100%
		[24 - 27]	n=17				2 (12%)	14 (82%)	1 (6%)	0 (0%)	0 (0%)	0	0	82%
		[20 - 23]	n=96				13 (14%)	72 (75%)	8 (8%)	3 (3%)	0 (0%)	0	0	75%
		[16 - 19]	n=249				76 (31%)	95 (38%)	56 (22%)	20 (8%)	0 (0%)	2	0	38%
		[1 - 15]	n=127				36 (28%)	23 (18%)	50 (39%)	18 (14%)	0 (0%)	0	0	18%
6	J	[28 - 36]	n=1	CV	Analysis		0 (0%)	0 (0%)	0 (0%)	1 (100%)	0 (0%)	0	0	100%
		[24 - 27]	n=17				0 (0%)	1 (6%)	0 (0%)	16 (94%)	0 (0%)	0	0	94%
		[20 - 23]	n=96				0 (0%)	10 (10%)	2 (2%)	84 (88%)	0 (0%)	0	0	88%
		[16 - 19]	n=249				13 (5%)	68 (27%)	34 (14%)	132 (53%)	0 (0%)	2	0	53%
		[1 - 15]	n=127				22 (17%)	55 (43%)	27 (21%)	22 (17%)	0 (0%)	0	1	17%
7	A	[28 - 36]	n=1	RS	Analysis		1 (100%)	0 (0%)	0 (0%)	0 (0%)	0 (0%)	0	0	100%
		[24 - 27]	n=17				17 (100%)	0 (0%)	0 (0%)	0 (0%)	0 (0%)	0	0	100%
		[20 - 23]	n=96				88 (92%)	6 (6%)	1 (1%)	1 (1%)	0 (0%)	0	0	92%
		[16 - 19]	n=249				163 (65%)	30 (12%)	44 (18%)	10 (4%)	0 (0%)	2	0	66%
		[1 - 15]	n=127				51 (40%)	30 (24%)	27 (21%)	16 (13%)	0 (0%)	2	1	41%
8	G	[28 - 36]	n=1	RS	Analysis		0 (0%)	1 (100%)	0 (0%)	0 (0%)	0 (0%)	0	0	100%
		[24 - 27]	n=17				0 (0%)	17 (100%)	0 (0%)	0 (0%)	0 (0%)	0	0	100%
		[20 - 23]	n=96				2 (2%)	82 (85%)	9 (9%)	3 (3%)	0 (0%)	0	0	85%
		[16 - 19]	n=249				21 (8%)	170 (68%)	38 (15%)	16 (6%)	0 (0%)	4	0	69%

PLAN Error Analysis By College Readiness Standards

Item	Ans	Range	N=	Lvl 2	Lvl 3	Lvl 4	A/F	B/G	C/H	D/J	E/K	Omit	Error	% Correct (without omits and errors)
		[1 - 15]	n=127				26 (20%)	41 (32%)	32 (25%)	25 (20%)	0 (0%)	3	0	33%
9	D	[28 - 36]	n=1	RS	App.		0 (0%)	0 (0%)	0 (0%)	1 (100%)	0 (0%)	0	0	100%
		[24 - 27]	n=17				0 (0%)	0 (0%)	0 (0%)	17 (100%)	0 (0%)	0	0	100%
		[20 - 23]	n=96				1 (1%)	7 (7%)	14 (15%)	73 (76%)	0 (0%)	0	1	77%
		[16 - 19]	n=249				9 (4%)	12 (5%)	50 (20%)	176 (71%)	0 (0%)	2	0	71%
		[1 - 15]	n=127				16 (13%)	40 (31%)	22 (17%)	45 (35%)	0 (0%)	3	1	37%
10	G	[28 - 36]	n=1	RS	Analysis		0 (0%)	1 (100%)	0 (0%)	0 (0%)	0 (0%)	0	0	100%
		[24 - 27]	n=17				0 (0%)	16 (94%)	0 (0%)	1 (6%)	0 (0%)	0	0	94%
		[20 - 23]	n=96				7 (7%)	68 (71%)	6 (6%)	14 (15%)	0 (0%)	1	0	72%
		[16 - 19]	n=249				33 (13%)	106 (43%)	61 (24%)	45 (18%)	0 (0%)	3	1	43%
		[1 - 15]	n=127				21 (17%)	26 (20%)	44 (35%)	32 (25%)	0 (0%)	3	1	21%
11	A	[28 - 36]	n=1	RS	App.		1 (100%)	0 (0%)	0 (0%)	0 (0%)	0 (0%)	0	0	100%
		[24 - 27]	n=17				16 (94%)	0 (0%)	0 (0%)	1 (6%)	0 (0%)	0	0	94%
		[20 - 23]	n=96				73 (76%)	3 (3%)	5 (5%)	14 (15%)	0 (0%)	1	0	77%
		[16 - 19]	n=249				125 (50%)	20 (8%)	33 (13%)	67 (27%)	0 (0%)	4	0	51%
		[1 - 15]	n=127				46 (36%)	20 (16%)	29 (23%)	28 (22%)	0 (0%)	3	1	37%
12	H	[28 - 36]	n=1	RS	Comprehension		0 (0%)	0 (0%)	1 (100%)	0 (0%)	0 (0%)	0	0	100%
		[24 - 27]	n=17				0 (0%)	1 (6%)	16 (94%)	0 (0%)	0 (0%)	0	0	94%
		[20 - 23]	n=96				14 (15%)	13 (14%)	68 (71%)	0 (0%)	0 (0%)	1	0	72%
		[16 - 19]	n=249				42 (17%)	46 (18%)	134 (54%)	23 (9%)	0 (0%)	3	1	65%
		[1 - 15]	n=127				29 (23%)	41 (32%)	29 (23%)	24 (19%)	0 (0%)	4	0	24%
13	B	[28 - 36]	n=1	RS	Analysis		0 (0%)	1 (100%)	0 (0%)	0 (0%)	0 (0%)	0	0	100%
		[24 - 27]	n=17				0 (0%)	17 (100%)	0 (0%)	0 (0%)	0 (0%)	0	0	100%
		[20 - 23]	n=96				9 (9%)	71 (74%)	4 (4%)	10 (10%)	0 (0%)	2	0	76%
		[16 - 19]	n=249				43 (17%)	134 (54%)	34 (14%)	35 (14%)	0 (0%)	3	0	54%
		[1 - 15]	n=127				20 (16%)	32 (25%)	34 (27%)	36 (28%)	0 (0%)	5	0	26%
14	H	[28 - 36]	n=1	DR	Analysis		1 (100%)	0 (0%)	0 (0%)	0 (0%)	0 (0%)	0	0	0%
		[24 - 27]	n=17				1 (6%)	1 (6%)	15 (88%)	0 (0%)	0 (0%)	0	0	88%
		[20 - 23]	n=96				17 (18%)	4 (4%)	68 (71%)	7 (7%)	0 (0%)	0	0	71%
		[16 - 19]	n=249				61 (24%)	46 (18%)	116 (47%)	22 (9%)	0 (0%)	4	0	47%
		[1 - 15]	n=127				34 (27%)	34 (27%)	39 (31%)	16 (13%)	0 (0%)	4	0	32%
15	B	[28 - 36]	n=1	DR	Analysis		0 (0%)	1 (100%)	0 (0%)	0 (0%)	0 (0%)	0	0	100%
		[24 - 27]	n=17				2 (12%)	15 (88%)	0 (0%)	0 (0%)	0 (0%)	0	0	88%
		[20 - 23]	n=96				4 (4%)	87 (91%)	1 (1%)	4 (4%)	0 (0%)	0	0	91%
		[16 - 19]	n=249				28 (11%)	168 (67%)	25 (10%)	26 (10%)	0 (0%)	2	0	68%
		[1 - 15]	n=127				25 (20%)	46 (36%)	32 (25%)	16 (13%)	0 (0%)	8	0	39%
16	H	[28 - 36]	n=1	DR	Comprehension		0 (0%)	0 (0%)	1 (100%)	0 (0%)	0 (0%)	0	0	100%
		[24 - 27]	n=17				0 (0%)	0 (0%)	17 (100%)	0 (0%)	0 (0%)	0	0	100%
		[20 - 23]	n=96				4 (4%)	1 (1%)	85 (89%)	6 (6%)	0 (0%)	0	0	89%
		[16 - 19]	n=249				24 (10%)	30 (12%)	153 (61%)	37 (15%)	0 (0%)	5	0	63%
		[1 - 15]	n=127				27 (21%)	26 (20%)	40 (31%)	26 (20%)	0 (0%)	8	0	34%

PLAN Error Analysis By College Readiness Standards

Item	Ans	Range	N=	Lvl 2	Lvl 3	Lvl 4	A/F	B/G	C/H	D/J	E/K	Omit	Error	% Correct (without omits and errors)
17	D	[28 - 36]	n=1	DR	Comprehension		0 (0%)	0 (0%)	0 (0%)	1 (100%)	0 (0%)	0	0	100%
		[24 - 27]	n=17				0 (0%)	0 (0%)	0 (0%)	17 (100%)	0 (0%)	0	0	100%
		[20 - 23]	n=96				2 (2%)	13 (14%)	1 (1%)	80 (83%)	0 (0%)	0	0	83%
		[16 - 19]	n=249				21 (8%)	76 (31%)	21 (8%)	127 (51%)	0 (0%)	4	0	52%
		[1 - 15]	n=127				24 (19%)	47 (37%)	17 (13%)	29 (23%)	0 (0%)	10	0	25%
18	J	[28 - 36]	n=1	DR	Analysis		0 (0%)	0 (0%)	0 (0%)	1 (100%)	0 (0%)	0	0	100%
		[24 - 27]	n=17				0 (0%)	1 (6%)	0 (0%)	16 (94%)	0 (0%)	0	0	94%
		[20 - 23]	n=96				5 (5%)	9 (9%)	19 (20%)	63 (66%)	0 (0%)	0	0	66%
		[16 - 19]	n=249				13 (5%)	60 (24%)	82 (33%)	88 (35%)	0 (0%)	4	2	36%
		[1 - 15]	n=127				13 (10%)	35 (28%)	47 (37%)	19 (15%)	0 (0%)	13	0	17%
19	A	[28 - 36]	n=1	DR	Analysis		1 (100%)	0 (0%)	0 (0%)	0 (0%)	0 (0%)	0	0	100%
		[24 - 27]	n=17				17 (100%)	0 (0%)	0 (0%)	0 (0%)	0 (0%)	0	0	100%
		[20 - 23]	n=96				71 (74%)	13 (14%)	8 (8%)	2 (2%)	0 (0%)	2	0	76%
		[16 - 19]	n=249				114 (46%)	69 (28%)	44 (18%)	9 (4%)	0 (0%)	13	0	48%
		[1 - 15]	n=127				31 (24%)	46 (36%)	19 (15%)	15 (12%)	0 (0%)	15	1	28%
20	J	[28 - 36]	n=1	DR	Analysis		0 (0%)	0 (0%)	0 (0%)	1 (100%)	0 (0%)	0	0	100%
		[24 - 27]	n=17				0 (0%)	0 (0%)	1 (6%)	16 (94%)	0 (0%)	0	0	94%
		[20 - 23]	n=96				6 (6%)	5 (5%)	13 (14%)	71 (74%)	0 (0%)	0	1	75%
		[16 - 19]	n=249				43 (17%)	57 (23%)	45 (18%)	88 (35%)	0 (0%)	16	0	38%
		[1 - 15]	n=127				25 (20%)	32 (25%)	33 (26%)	21 (17%)	0 (0%)	16	0	19%
21	B	[28 - 36]	n=1	DR	Analysis		0 (0%)	1 (100%)	0 (0%)	0 (0%)	0 (0%)	0	0	100%
		[24 - 27]	n=17				0 (0%)	15 (88%)	2 (12%)	0 (0%)	0 (0%)	0	0	88%
		[20 - 23]	n=96				10 (10%)	60 (63%)	23 (24%)	2 (2%)	0 (0%)	1	0	63%
		[16 - 19]	n=249				25 (10%)	90 (36%)	97 (39%)	17 (7%)	0 (0%)	20	0	39%
		[1 - 15]	n=127				21 (17%)	35 (28%)	34 (27%)	19 (15%)	0 (0%)	17	1	32%
22	H	[28 - 36]	n=1	DR	Analysis		0 (0%)	0 (0%)	1 (100%)	0 (0%)	0 (0%)	0	0	100%
		[24 - 27]	n=17				1 (6%)	1 (6%)	12 (71%)	3 (18%)	0 (0%)	0	0	71%
		[20 - 23]	n=96				7 (7%)	8 (8%)	45 (47%)	35 (36%)	0 (0%)	1	0	47%
		[16 - 19]	n=249				43 (17%)	49 (20%)	72 (29%)	62 (25%)	0 (0%)	23	0	32%
		[1 - 15]	n=127				25 (20%)	33 (26%)	28 (22%)	22 (17%)	0 (0%)	19	0	26%
23	C	[28 - 36]	n=1	DR	App.		0 (0%)	0 (0%)	1 (100%)	0 (0%)	0 (0%)	0	0	100%
		[24 - 27]	n=17				0 (0%)	0 (0%)	14 (82%)	3 (18%)	0 (0%)	0	0	82%
		[20 - 23]	n=96				13 (14%)	10 (10%)	48 (50%)	24 (25%)	0 (0%)	1	0	51%
		[16 - 19]	n=249				53 (21%)	49 (20%)	68 (27%)	54 (22%)	0 (0%)	25	0	30%
		[1 - 15]	n=127				20 (16%)	27 (21%)	26 (20%)	28 (22%)	0 (0%)	25	1	26%
24	G	[28 - 36]	n=1	RS	Analysis		0 (0%)	1 (100%)	0 (0%)	0 (0%)	0 (0%)	0	0	100%
		[24 - 27]	n=17				3 (18%)	13 (76%)	0 (0%)	1 (6%)	0 (0%)	0	0	76%
		[20 - 23]	n=96				9 (9%)	75 (78%)	4 (4%)	5 (5%)	0 (0%)	3	0	81%
		[16 - 19]	n=249				57 (23%)	113 (45%)	30 (12%)	13 (5%)	0 (0%)	35	1	53%
		[1 - 15]	n=127				24 (19%)	32 (25%)	26 (20%)	16 (13%)	0 (0%)	29	0	33%

PLAN Error Analysis By College Readiness Standards

Item	Ans	Range	N=	Lvl 2	Lvl 3	Lvl 4	A/F	B/G	C/H	D/J	E/K	Omit	Error	% Correct (without omits and errors)
25	D	[28 - 36]	n=1	RS	Comprehension		0 (0%)	0 (0%)	0 (0%)	1 (100%)	0 (0%)	0	0	100%
		[24 - 27]	n=17				0 (0%)	0 (0%)	5 (29%)	12 (71%)	0 (0%)	0	0	71%
		[20 - 23]	n=96				15 (16%)	10 (10%)	24 (25%)	43 (45%)	0 (0%)	4	0	47%
		[16 - 19]	n=249				31 (12%)	45 (18%)	67 (27%)	67 (27%)	0 (0%)	38	1	32%
		[1 - 15]	n=127				26 (20%)	27 (21%)	24 (19%)	15 (12%)	0 (0%)	34	1	16%
26	J	[28 - 36]	n=1	RS	Analysis		0 (0%)	0 (0%)	0 (0%)	1 (100%)	0 (0%)	0	0	100%
		[24 - 27]	n=17				0 (0%)	2 (12%)	4 (24%)	11 (65%)	0 (0%)	0	0	65%
		[20 - 23]	n=96				3 (3%)	12 (13%)	22 (23%)	52 (54%)	0 (0%)	7	0	58%
		[16 - 19]	n=249				28 (11%)	53 (21%)	64 (26%)	62 (25%)	0 (0%)	42	0	30%
		[1 - 15]	n=127				23 (18%)	22 (17%)	29 (23%)	14 (11%)	0 (0%)	39	0	16%
27	B	[28 - 36]	n=1	RS	Analysis		0 (0%)	1 (100%)	0 (0%)	0 (0%)	0 (0%)	0	0	100%
		[24 - 27]	n=17				2 (12%)	12 (71%)	3 (18%)	0 (0%)	0 (0%)	0	0	71%
		[20 - 23]	n=96				16 (17%)	43 (45%)	14 (15%)	10 (10%)	0 (0%)	12	1	52%
		[16 - 19]	n=249				40 (16%)	62 (25%)	60 (24%)	36 (14%)	0 (0%)	50	1	31%
		[1 - 15]	n=127				14 (11%)	25 (20%)	26 (20%)	18 (14%)	0 (0%)	44	0	30%
28	H	[28 - 36]	n=1	RS	Analysis		0 (0%)	0 (0%)	1 (100%)	0 (0%)	0 (0%)	0	0	100%
		[24 - 27]	n=17				5 (29%)	3 (18%)	9 (53%)	0 (0%)	0 (0%)	0	0	53%
		[20 - 23]	n=96				18 (19%)	16 (17%)	39 (41%)	9 (9%)	0 (0%)	14	0	48%
		[16 - 19]	n=249				50 (20%)	71 (29%)	50 (20%)	26 (10%)	0 (0%)	52	0	25%
		[1 - 15]	n=127				25 (20%)	28 (22%)	16 (13%)	12 (9%)	0 (0%)	46	0	20%
29	D	[28 - 36]	n=1	RS	Analysis		0 (0%)	0 (0%)	0 (0%)	1 (100%)	0 (0%)	0	0	100%
		[24 - 27]	n=17				3 (18%)	4 (24%)	2 (12%)	8 (47%)	0 (0%)	0	0	47%
		[20 - 23]	n=96				26 (27%)	22 (23%)	14 (15%)	19 (20%)	0 (0%)	15	0	23%
		[16 - 19]	n=249				60 (24%)	54 (22%)	47 (19%)	32 (13%)	0 (0%)	56	0	17%
		[1 - 15]	n=127				16 (13%)	24 (19%)	29 (23%)	11 (9%)	0 (0%)	47	0	14%
30	H	[28 - 36]	n=1	RS	App.		0 (0%)	0 (0%)	1 (100%)	0 (0%)	0 (0%)	0	0	100%
		[24 - 27]	n=17				2 (12%)	3 (18%)	5 (29%)	6 (35%)	0 (0%)	1	0	31%
		[20 - 23]	n=96				13 (14%)	24 (25%)	25 (26%)	17 (18%)	0 (0%)	17	0	32%
		[16 - 19]	n=249				51 (20%)	57 (23%)	57 (23%)	25 (10%)	0 (0%)	59	0	30%
		[1 - 15]	n=127				16 (13%)	30 (24%)	14 (11%)	16 (13%)	0 (0%)	51	0	18%

This score report was generated by Cambridge Educational Services, Inc. using an ACT, Inc. Sample/Practice exam. This report is not approved, endorsed, or authorized by ACT, Inc. and should not be viewed or used as such. ACT®, PLAN®, EXPLORE®, WorkKeys®, and College Readiness Standards® are registered trademarks of ACT, Inc., which is not affiliated with Cambridge Educational Services, Inc.