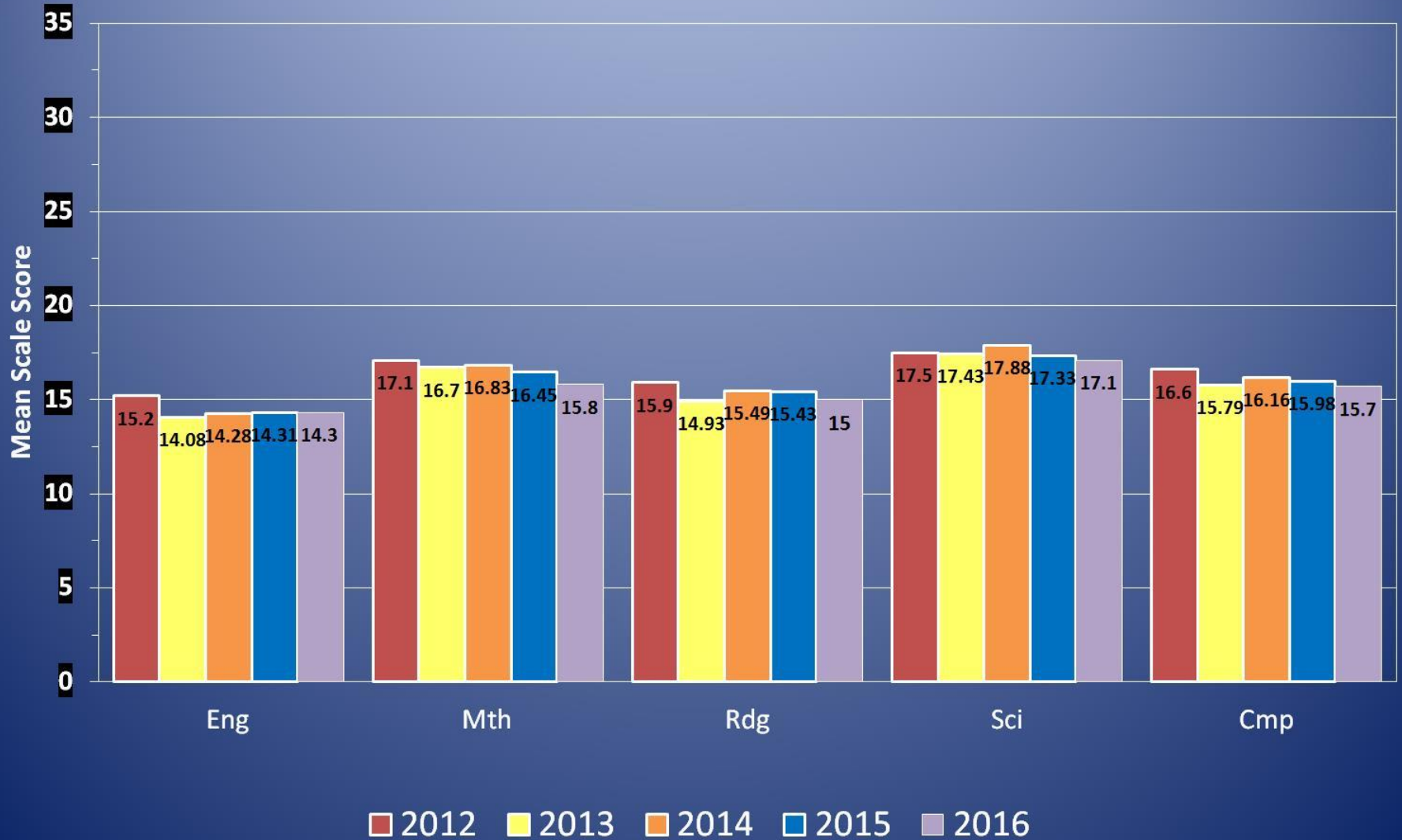


PLAN Test Results

2016 School Year

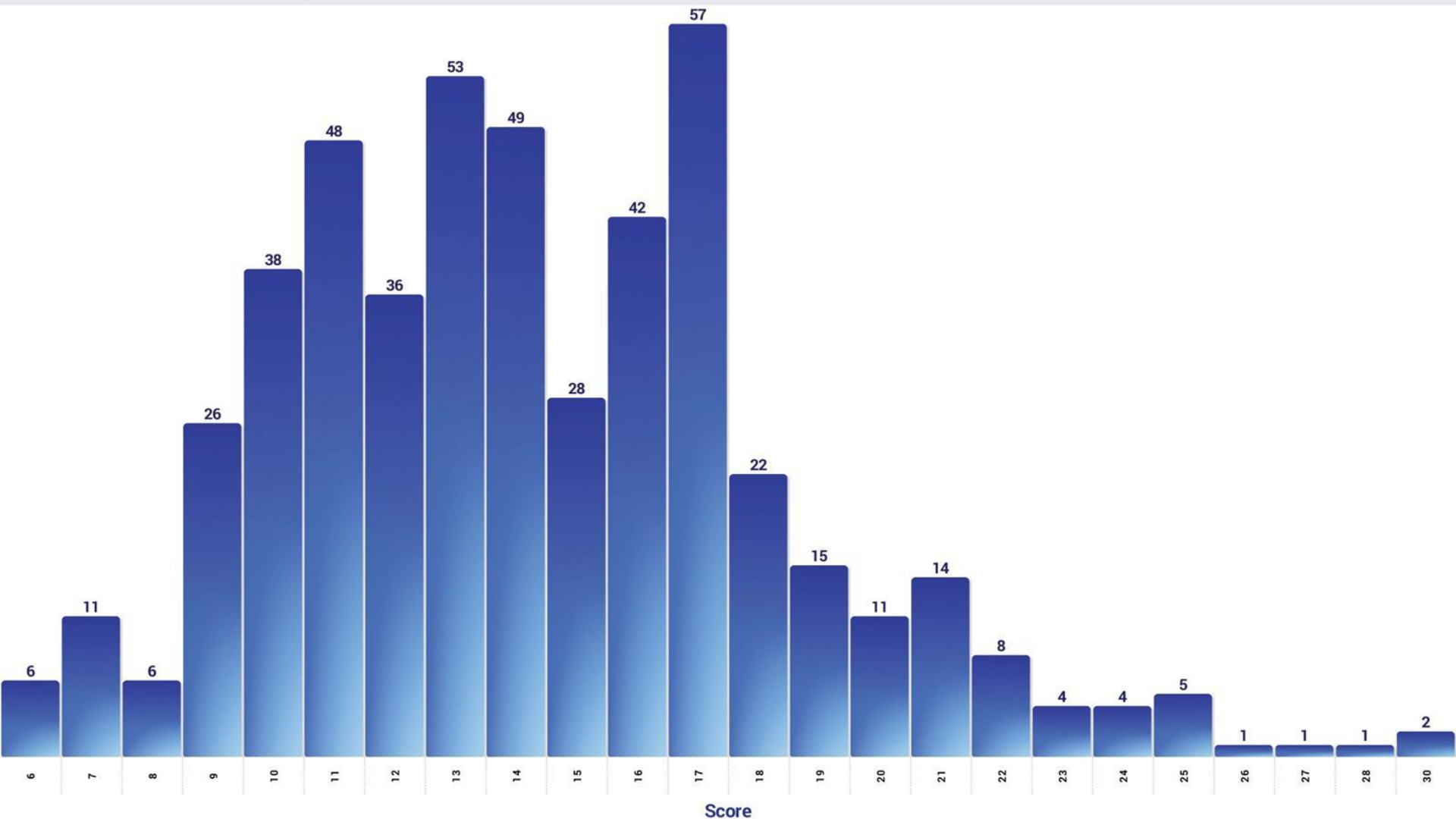
This is a nationally standardized test administered to all 9th graders for placement and predictability reference.

Mean Incoming PLAN Scale Score By School Year



PLAN® Scaled Score Distribution

English (Each bar represents the total number of students who received the indicated score)

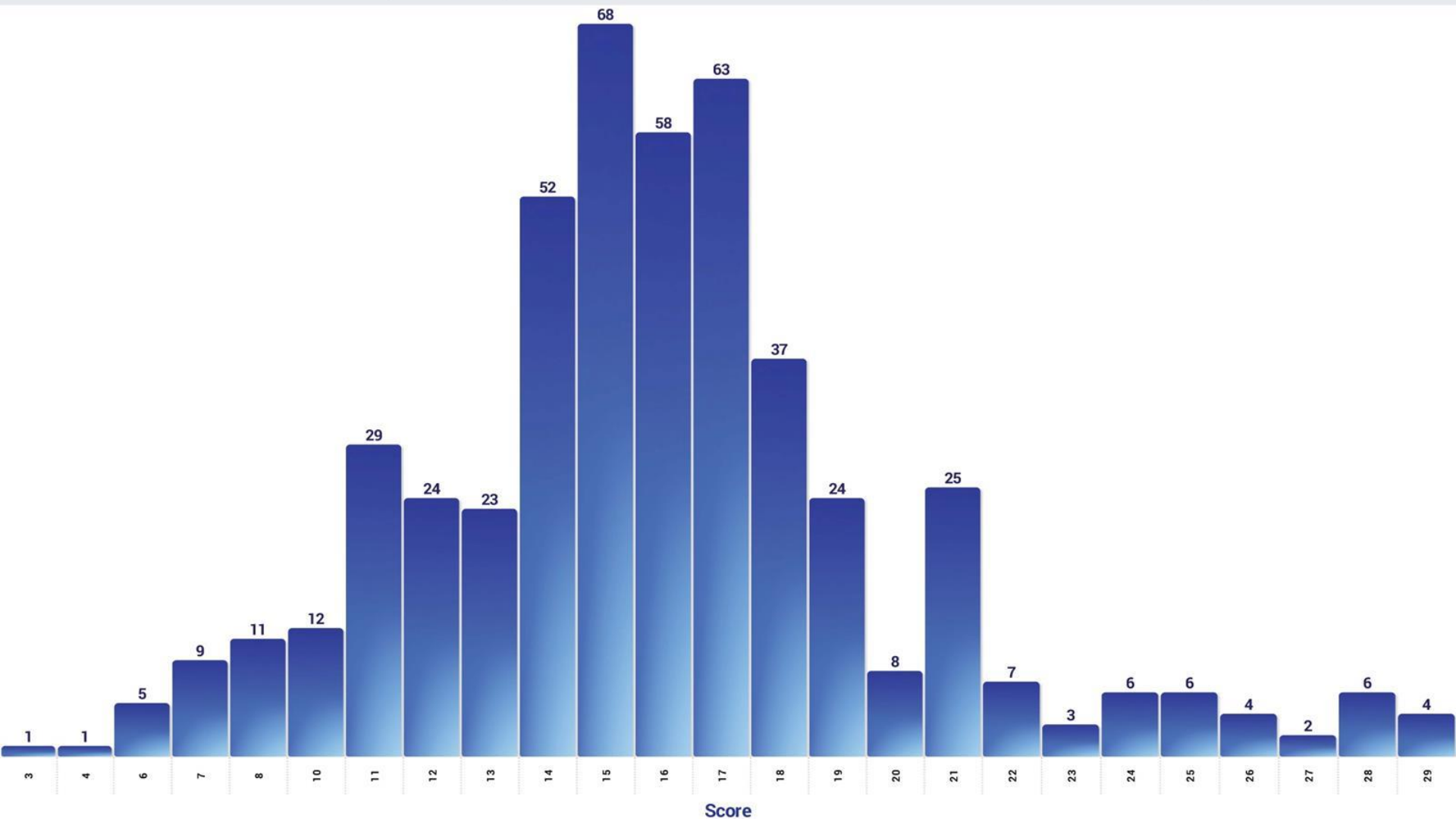


Score

This score report was generated by Cambridge Educational Services, Inc. using an ACT, Inc. Sample/Practice exam. This report is not approved, endorsed, or authorized by ACT, Inc. and should not be viewed or used as such. ACT®, PLAN®, EXPLORE®, and WORKKEYS® are registered trademarks of ACT, Inc., which is not affiliated with Cambridge Educational Services, Inc.

PLAN® Scaled Score Distribution

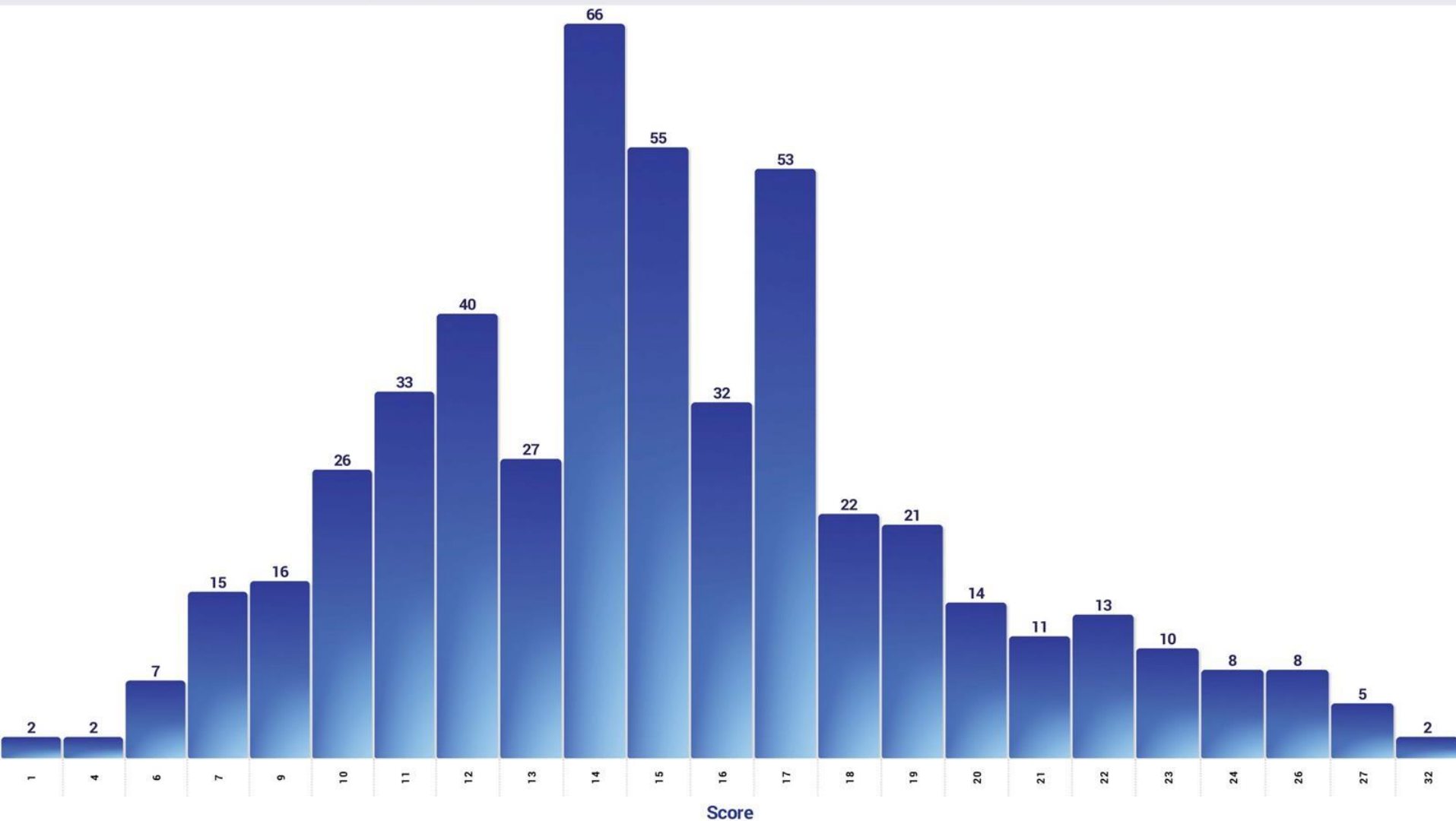
Mathematics (Each bar represents the total number of students who received the indicated score)



This score report was generated by Cambridge Educational Services, Inc. using an ACT, Inc. Sample/Practice exam. This report is not approved, endorsed, or authorized by ACT, Inc. and should not be viewed or used as such. ACT®, PLAN®, EXPLORE®, and WORKKEYS® are registered trademarks of ACT, Inc., which is not affiliated with Cambridge Educational Services, Inc.

PLAN® Scaled Score Distribution

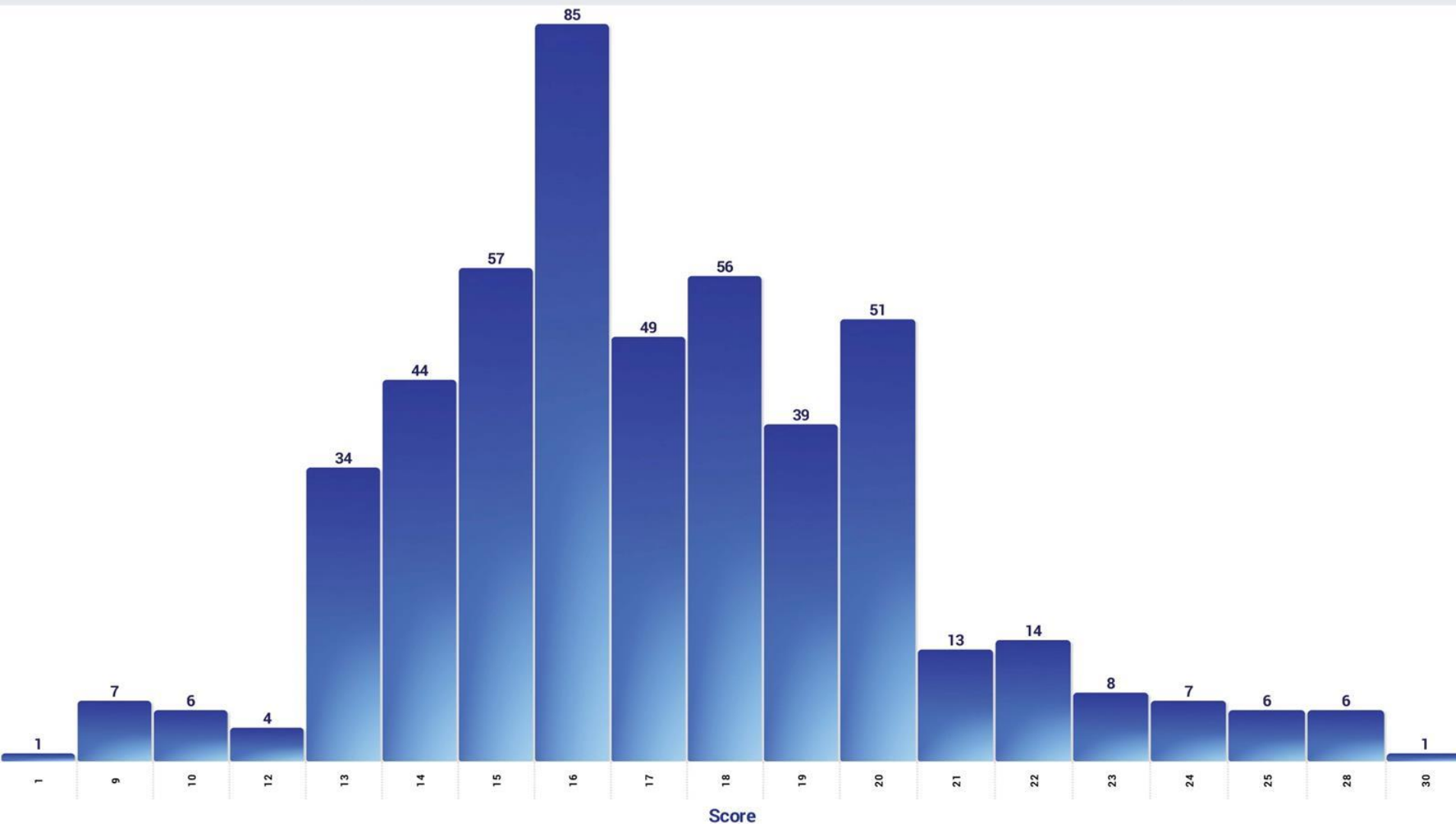
Reading (Each bar represents the total number of students who received the indicated score)



This score report was generated by Cambridge Educational Services, Inc. using an ACT, Inc. Sample/Practice exam. This report is not approved, endorsed, or authorized by ACT, Inc. and should not be viewed or used as such. ACT®, PLAN®, EXPLORE®, and WORKKEYS® are registered trademarks of ACT, Inc., which is not affiliated with Cambridge Educational Services, Inc.

PLAN® Scaled Score Distribution

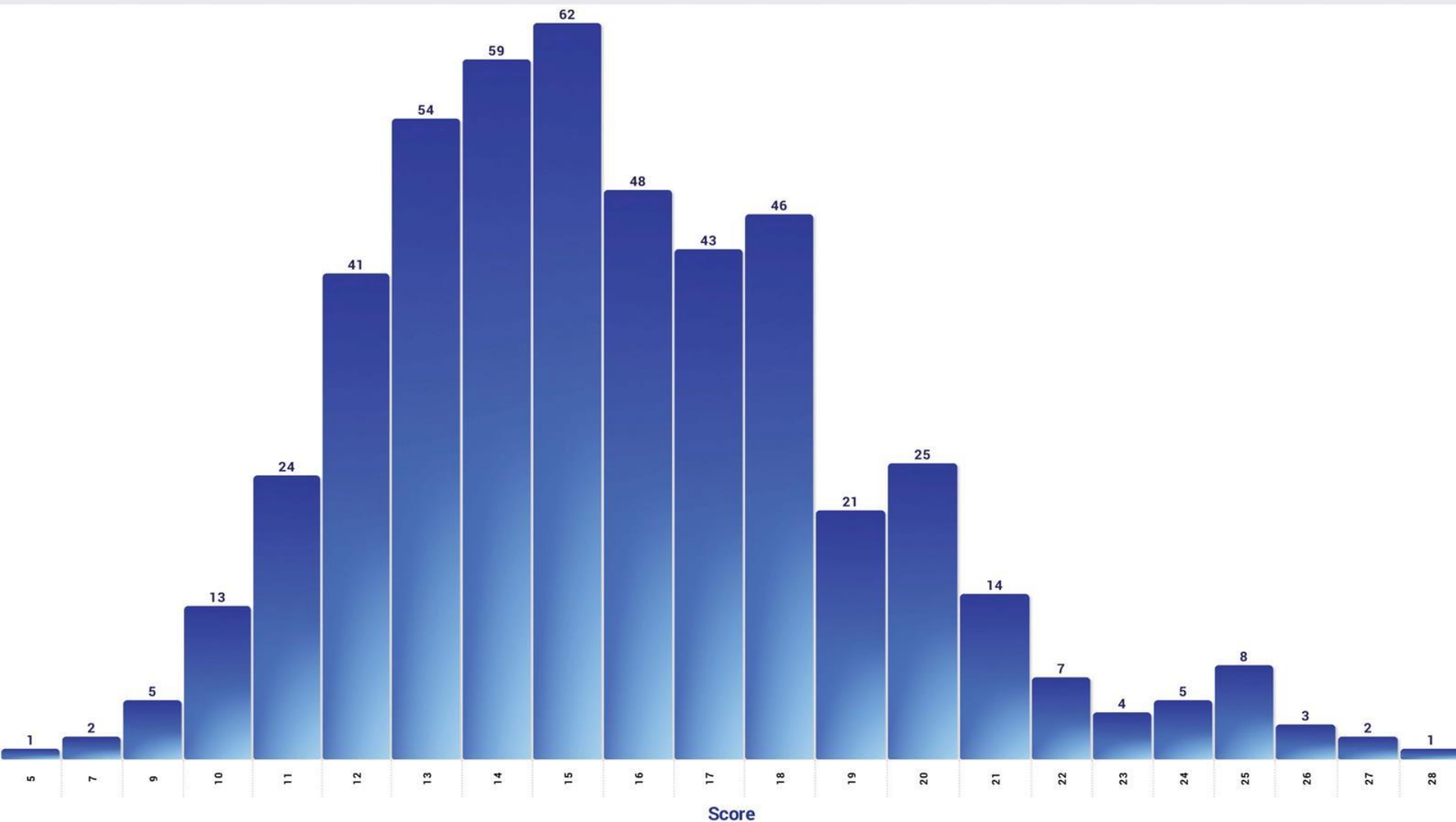
Science (Each bar represents the total number of students who received the indicated score)



This score report was generated by Cambridge Educational Services, Inc. using an ACT, Inc. Sample/Practice exam. This report is not approved, endorsed, or authorized by ACT, Inc. and should not be viewed or used as such. ACT®, PLAN®, EXPLORE®, and WORKKEYS® are registered trademarks of ACT, Inc., which is not affiliated with Cambridge Educational Services, Inc.

PLAN® Scaled Score Distribution

Test Summary (Each bar represents the total number of students who received the indicated composite/aggregate score)



Score

This score report was generated by Cambridge Educational Services, Inc. using an ACT, Inc. Sample/Practice exam. This report is not approved, endorsed, or authorized by ACT, Inc. and should not be viewed or used as such. ACT®, PLAN®, EXPLORE®, and WORKKEYS® are registered trademarks of ACT, Inc., which is not affiliated with Cambridge Educational Services, Inc.

PLAN® Content Distribution

Item	Ans	A/F	B/G	C/H	D/J	E/K	Omit	Error	% Correct (without omits and errors)
English - 50 items (44%)									
Rhetorical Skills (36%)									
Strategy (34%)									
Approp. Suppor. Mat. (41%)									
4	H	126 (26%)	108 (22%)	171 (35%)	81 (17%)	0 (0%)	2	0	35%
10	H	70 (14%)	77 (16%)	278 (57%)	59 (12%)	0 (0%)	2	2	57%
15	C	61 (13%)	158 (32%)	203 (42%)	62 (13%)	0 (0%)	3	1	42%
19	C	76 (16%)	122 (25%)	225 (46%)	59 (12%)	0 (0%)	6	0	47%
46	F	112 (23%)	77 (16%)	62 (13%)	51 (10%)	0 (0%)	186	0	37%
Eff. Trans. Sent. (26%)									
9	B	161 (33%)	106 (22%)	52 (11%)	168 (34%)	0 (0%)	1	0	22%
26	G	207 (42%)	151 (31%)	44 (9%)	58 (12%)	0 (0%)	28	0	33%
Eff. Concl. Sent. (55%)									
12	G	162 (33%)	269 (55%)	18 (4%)	38 (8%)	0 (0%)	1	0	55%
Main Idea (21%)									
43	D	66 (14%)	82 (17%)	73 (15%)	104 (21%)	0 (0%)	163	0	32%
48	F	107 (22%)	63 (13%)	76 (16%)	49 (10%)	0 (0%)	193	0	36%
50	H	77 (16%)	64 (13%)	97 (20%)	37 (8%)	0 (0%)	213	0	35%
Org. (34%)									
Sent.-Lev. Struct. (34%)									
5	B	156 (32%)	127 (26%)	99 (20%)	106 (22%)	0 (0%)	0	0	26%
8	G	113 (23%)	239 (49%)	77 (16%)	59 (12%)	0 (0%)	0	0	49%
49	A	137 (28%)	64 (13%)	54 (11%)	25 (5%)	0 (0%)	207	1	49%
Style (34%)									
Conciseness (34%)									
24	J	102 (21%)	82 (17%)	91 (19%)	199 (41%)	0 (0%)	14	0	42%
36	J	105 (22%)	87 (18%)	26 (5%)	172 (35%)	0 (0%)	98	0	44%
44	H	83 (17%)	64 (13%)	120 (25%)	48 (10%)	0 (0%)	173	0	38%
No Change (46%)									
13	A	282 (58%)	88 (18%)	96 (20%)	19 (4%)	0 (0%)	3	0	58%
23	A	268 (55%)	55 (11%)	61 (13%)	95 (19%)	0 (0%)	9	0	56%
42	F	127 (26%)	76 (16%)	72 (15%)	60 (12%)	0 (0%)	152	1	38%
Usage/Mechanics (50%)									
Sent. Struct. (43%)									
Fragments (49%)									
22	J	57 (12%)	106 (22%)	28 (6%)	287 (59%)	0 (0%)	9	1	60%
45	B	31 (6%)	194 (40%)	37 (8%)	47 (10%)	0 (0%)	178	1	63%
Coord. & Subord. (42%)									
6	J	35 (7%)	121 (25%)	47 (10%)	283 (58%)	0 (0%)	1	1	58%
11	D	71 (15%)	189 (39%)	31 (6%)	196 (40%)	0 (0%)	1	0	40%
18	H	164 (34%)	65 (13%)	196 (40%)	59 (12%)	0 (0%)	4	0	40%
47	D	49 (10%)	74 (15%)	30 (6%)	145 (30%)	0 (0%)	190	0	49%
Misplaced Modifiers (41%)									
30	G	120 (25%)	238 (49%)	35 (7%)	44 (9%)	0 (0%)	50	1	54%
34	H	89 (18%)	75 (15%)	159 (33%)	82 (17%)	0 (0%)	83	0	39%

This score report was generated by Cambridge Educational Services, Inc. using an ACT, Inc. Sample/Practice exam. This report is not approved, endorsed, or authorized by ACT, Inc. and should not be viewed or used as such. ACT®, PLAN®, EXPLORE®, and WORKKEYS® are registered trademarks of ACT, Inc., which is not affiliated with Cambridge Educational Services, Inc.

PLAN Content Distribution

Item	Ans	A/F	B/G	C/H	D/J	E/K	Omit	Error	% Correct (without omits and errors)
Unintended Meanings (35%)									
25	C	141 (29%)	104 (21%)	172 (35%)	49 (10%)	0 (0%)	22	0	37%
Punctuation (52%)									
Commas (59%)									
3	B	55 (11%)	404 (83%)	11 (2%)	17 (3%)	0 (0%)	0	1	83%
14	J	113 (23%)	21 (4%)	102 (21%)	247 (51%)	0 (0%)	4	1	51%
35	B	41 (8%)	219 (45%)	104 (21%)	30 (6%)	0 (0%)	93	1	56%
Apostrophes (29%)									
39	D	68 (14%)	54 (11%)	97 (20%)	140 (29%)	0 (0%)	128	1	39%
No Change (55%)									
2	F	331 (68%)	13 (3%)	60 (12%)	82 (17%)	0 (0%)	2	0	68%
16	F	343 (70%)	112 (23%)	24 (5%)	7 (1%)	0 (0%)	1	1	71%
20	F	352 (72%)	64 (13%)	47 (10%)	17 (3%)	0 (0%)	8	0	73%
29	A	206 (42%)	109 (22%)	67 (14%)	60 (12%)	0 (0%)	45	1	47%
33	A	227 (47%)	92 (19%)	75 (15%)	26 (5%)	0 (0%)	66	2	54%
38	F	149 (31%)	156 (32%)	50 (10%)	18 (4%)	0 (0%)	115	0	40%
Grammar & Usage (51%)									
Pronoun Usage (38%)									
21	D	71 (15%)	195 (40%)	26 (5%)	189 (39%)	0 (0%)	7	0	39%
31	C	94 (19%)	91 (19%)	185 (38%)	57 (12%)	0 (0%)	58	3	43%
Verb Tense (44%)									
28	H	27 (6%)	175 (36%)	213 (44%)	36 (7%)	0 (0%)	37	0	47%
Diction (58%)									
1	C	46 (9%)	101 (21%)	333 (68%)	8 (2%)	0 (0%)	0	0	68%
7	D	14 (3%)	86 (18%)	10 (2%)	376 (77%)	0 (0%)	1	1	77%
32	J	36 (7%)	39 (8%)	100 (20%)	251 (51%)	0 (0%)	62	0	59%
37	B	55 (11%)	274 (56%)	31 (6%)	23 (5%)	0 (0%)	105	0	72%
41	B	44 (9%)	174 (36%)	106 (22%)	20 (4%)	0 (0%)	143	1	51%
Nouns & Noun Clauses (57%)									
17	D	48 (10%)	35 (7%)	93 (19%)	309 (63%)	0 (0%)	3	0	64%
27	D	36 (7%)	78 (16%)	88 (18%)	251 (51%)	0 (0%)	34	1	55%
Faulty or Illogical Comparisons (43%)									
40	H	47 (10%)	81 (17%)	209 (43%)	16 (3%)	0 (0%)	135	0	59%
Mathematics - 40 items (42%)									
Arith. (52%)									
Simple Manip. (53%)									
2	K	37 (8%)	66 (14%)	29 (6%)	20 (4%)	334 (68%)	2	0	69%
7	B	15 (3%)	301 (62%)	35 (7%)	25 (5%)	107 (22%)	4	1	62%
12	K	38 (8%)	57 (12%)	67 (14%)	59 (12%)	260 (53%)	4	3	54%
18	K	57 (12%)	39 (8%)	64 (13%)	47 (10%)	273 (56%)	6	2	57%
19	E	20 (4%)	67 (14%)	66 (14%)	40 (8%)	286 (59%)	7	2	60%
37	B	92 (19%)	101 (21%)	76 (16%)	72 (15%)	34 (7%)	112	1	27%
Complic. Arith. App. (72%)									
5	D	23 (5%)	32 (7%)	63 (13%)	351 (72%)	15 (3%)	4	0	73%

This score report was generated by Cambridge Educational Services, Inc. using an ACT, Inc. Sample/Practice exam. This report is not approved, endorsed, or authorized by ACT, Inc. and should not be viewed or used as such. ACT, PLAN, EXPLORE, and WORKKEYS are registered trademarks of ACT, Inc., which is not affiliated with Cambridge Educational Services, Inc.

PLAN Content Distribution

Item	Ans	A/F	B/G	C/H	D/J	E/K	Omit	Error	% Correct (without omits and errors)
Common Arith. (46%)									
Prop. of Numbers (58%)									
4	H	26 (5%)	50 (10%)	319 (65%)	33 (7%)	54 (11%)	6	0	66%
16	J	45 (9%)	68 (14%)	86 (18%)	244 (50%)	32 (7%)	11	2	51%
Abs. Value (14%)									
22	H	326 (67%)	27 (6%)	68 (14%)	37 (8%)	15 (3%)	14	1	14%
Percents (56%)									
8	J	44 (9%)	49 (10%)	27 (6%)	273 (56%)	91 (19%)	4	0	56%
Proportions (43%)									
13	D	44 (9%)	77 (16%)	93 (19%)	210 (43%)	57 (12%)	7	0	44%
Alg. (42%)									
Manip. Alg. Expr. (49%)									
Basic Alg. Manip. (54%)									
11	A	207 (42%)	86 (18%)	65 (13%)	48 (10%)	75 (15%)	6	1	43%
17	A	316 (65%)	19 (4%)	93 (19%)	17 (3%)	38 (8%)	5	0	65%
Evaluating Expr. (44%)									
9	D	57 (12%)	85 (17%)	112 (23%)	210 (43%)	18 (4%)	6	0	44%
15	D	59 (12%)	66 (14%)	107 (22%)	218 (45%)	28 (6%)	9	1	46%
Solving Eq. w/1 Var. (24%)									
Eq. Inv. Abs. Value (18%)									
36	K	63 (13%)	129 (26%)	52 (11%)	58 (12%)	89 (18%)	97	0	23%
Simple Ineq. (30%)									
24	G	89 (18%)	144 (30%)	143 (29%)	69 (14%)	25 (5%)	16	2	31%
Alg. Functions (52%)									
Functions as Models (52%)									
3	D	9 (2%)	32 (7%)	141 (29%)	252 (52%)	51 (10%)	3	0	52%
Coord. Geo. (36%)									
Coord. System (39%)									
25	A	189 (39%)	99 (20%)	72 (15%)	66 (14%)	43 (9%)	17	2	40%
31	D	61 (13%)	95 (19%)	67 (14%)	192 (39%)	20 (4%)	53	0	44%
Graphs of Quadratic Equations (36%)									
26	H	38 (8%)	80 (16%)	176 (36%)	108 (22%)	59 (12%)	25	2	38%
Qual. Behavior of Graphs of Funct. (30%)									
33	B	65 (13%)	145 (30%)	116 (24%)	52 (11%)	38 (8%)	72	0	35%
Transformations & Graphs of Funct (15%)									
38	K	62 (13%)	68 (14%)	84 (17%)	81 (17%)	73 (15%)	120	0	20%
Slope of a Line (28%)									
34	H	66 (14%)	110 (23%)	137 (28%)	61 (13%)	37 (8%)	77	0	33%
Slope-Intercept Form (64%)									
10	F	314 (64%)	53 (11%)	57 (12%)	29 (6%)	26 (5%)	9	0	66%
Geo. (40%)									
Lines & Angles (62%)									
1	C	40 (8%)	23 (5%)	391 (80%)	17 (3%)	14 (3%)	2	1	81%
23	B	78 (16%)	217 (44%)	107 (22%)	47 (10%)	24 (5%)	13	2	46%
Tri. (42%)									
Working w/Tri. (41%)									
27	A	200 (41%)	168 (34%)	31 (6%)	41 (8%)	25 (5%)	22	1	43%
Pythagorean Theorem (43%)									

This score report was generated by Cambridge Educational Services, Inc. using an ACT Inc. Sample/Practice exam. This report is not approved, endorsed, or authorized by ACT Inc. and should not be viewed or used as such. ACT, PLAN, EXPLORE, and WORKKEYS are registered trademarks of ACT Inc., which is not affiliated with Cambridge Educational Services, Inc.

PLAN Content Distribution

Item	Ans	A/F	B/G	C/H	D/J	E/K	Omit	Error	% Correct (without omits and errors)
21	C	59 (12%)	56 (11%)	209 (43%)	124 (25%)	25 (5%)	13	2	44%
Rectangles & Squares (32%)									
20	G	102 (21%)	228 (47%)	33 (7%)	75 (15%)	40 (8%)	10	0	48%
35	A	80 (16%)	107 (22%)	109 (22%)	73 (15%)	27 (6%)	92	0	20%
Complex Figures (29%)									
29	D	38 (8%)	98 (20%)	92 (19%)	194 (40%)	34 (7%)	32	0	43%
32	G	43 (9%)	169 (35%)	90 (18%)	80 (16%)	48 (10%)	58	0	39%
40	K	51 (10%)	55 (11%)	84 (17%)	102 (21%)	65 (13%)	131	0	18%
Geo. (39%)									
14	F	191 (39%)	46 (9%)	36 (7%)	167 (34%)	41 (8%)	6	1	40%
Stats. & Prob. (30%)									
Averages (45%)									
6	H	85 (17%)	84 (17%)	219 (45%)	50 (10%)	45 (9%)	5	0	45%
Stats. & Prob. (25%)									
28	H	115 (24%)	55 (11%)	162 (33%)	99 (20%)	26 (5%)	29	2	35%
39	E	40 (8%)	73 (15%)	81 (17%)	84 (17%)	80 (16%)	128	2	22%
Data Representation (26%)									
Pie Charts (26%)									
30	H	179 (37%)	91 (19%)	127 (26%)	29 (6%)	23 (5%)	39	0	28%

Reading - 25 items (46%)

Social Studies (43%)									
Main Idea (56%)									
9	A	272 (56%)	118 (24%)	53 (11%)	36 (7%)	0 (0%)	8	1	57%
Explicit Detail (43%)									
10	J	48 (10%)	90 (18%)	77 (16%)	264 (54%)	0 (0%)	9	0	55%
11	C	71 (15%)	156 (32%)	108 (22%)	130 (27%)	0 (0%)	21	2	23%
14	J	133 (27%)	81 (17%)	37 (8%)	210 (43%)	0 (0%)	25	2	46%
15	D	162 (33%)	35 (7%)	47 (10%)	212 (43%)	0 (0%)	31	1	46%
16	H	51 (10%)	80 (16%)	265 (54%)	60 (12%)	0 (0%)	32	0	58%
Develop. (41%)									
12	G	125 (26%)	198 (41%)	58 (12%)	87 (18%)	0 (0%)	18	2	42%
App. (29%)									
13	A	140 (29%)	183 (38%)	88 (18%)	49 (10%)	0 (0%)	27	1	30%
Humanities (37%)									
Main Idea (49%)									
17	B	93 (19%)	238 (49%)	42 (9%)	45 (9%)	0 (0%)	70	0	57%
Explicit Detail (43%)									
20	H	57 (12%)	75 (15%)	211 (43%)	47 (10%)	0 (0%)	98	0	54%
Vocabulary (42%)									
19	C	99 (20%)	54 (11%)	206 (42%)	41 (8%)	0 (0%)	87	1	52%
Develop. (27%)									
24	F	131 (27%)	102 (21%)	78 (16%)	48 (10%)	0 (0%)	129	0	36%
Implied Idea (34%)									
18	F	150 (31%)	115 (24%)	85 (17%)	57 (12%)	0 (0%)	79	2	37%
22	J	118 (24%)	81 (17%)	41 (8%)	133 (27%)	0 (0%)	115	0	36%

This score report was generated by Cambridge Educational Services, Inc. using an ACT, Inc. Sample/Practice exam. This report is not approved, endorsed, or authorized by ACT, Inc. and should not be viewed or used as such. ACT, PLAN, EXPLORE, and WORKKEYS are registered trademarks of ACT, Inc., which is not affiliated with Cambridge Educational Services, Inc.

PLAN Content Distribution

Item	Ans	A/F	B/G	C/H	D/J	E/K	Omit	Error	% Correct (without omits and errors)
25	A	212 (43%)	73 (15%)	32 (7%)	26 (5%)	0 (0%)	144	1	62%
Voice (35%)									
21	D	59 (12%)	55 (11%)	67 (14%)	200 (41%)	0 (0%)	106	1	52%
23	A	142 (29%)	92 (19%)	89 (18%)	44 (9%)	0 (0%)	121	0	39%
Prose Fiction (58%)									
Explicit Detail (56%)									
2	G	113 (23%)	158 (32%)	81 (17%)	134 (27%)	0 (0%)	2	0	33%
4	J	84 (17%)	92 (19%)	64 (13%)	245 (50%)	0 (0%)	3	0	51%
6	G	15 (3%)	375 (77%)	54 (11%)	39 (8%)	0 (0%)	5	0	78%
7	A	317 (65%)	80 (16%)	44 (9%)	45 (9%)	0 (0%)	1	1	65%
Vocabulary (67%)									
5	C	40 (8%)	76 (16%)	328 (67%)	42 (9%)	0 (0%)	2	0	67%
Implied Idea (59%)									
3	A	321 (66%)	47 (10%)	55 (11%)	61 (13%)	0 (0%)	4	0	66%
8	H	114 (23%)	73 (15%)	250 (51%)	47 (10%)	0 (0%)	3	1	52%
Voice (57%)									
1	D	86 (18%)	78 (16%)	45 (9%)	277 (57%)	0 (0%)	1	1	57%
Science - 30 items (50%)									
Data Representation (49%)									
Comprehension (56%)									
1	D	43 (9%)	28 (6%)	25 (5%)	392 (80%)	0 (0%)	0	0	80%
2	G	22 (5%)	368 (75%)	70 (14%)	26 (5%)	0 (0%)	1	1	76%
27	B	57 (12%)	186 (38%)	58 (12%)	78 (16%)	0 (0%)	108	1	49%
29	B	75 (15%)	141 (29%)	85 (17%)	60 (12%)	0 (0%)	127	0	39%
Analysis (38%)									
3	B	52 (11%)	353 (72%)	38 (8%)	40 (8%)	0 (0%)	4	1	73%
26	H	66 (14%)	103 (21%)	163 (33%)	55 (11%)	0 (0%)	101	0	42%
28	H	52 (11%)	121 (25%)	141 (29%)	55 (11%)	0 (0%)	117	2	38%
30	F	76 (16%)	72 (15%)	144 (30%)	66 (14%)	0 (0%)	129	1	21%
App. (58%)									
4	H	81 (17%)	65 (13%)	273 (56%)	64 (13%)	0 (0%)	4	1	57%
5	C	105 (22%)	52 (11%)	290 (59%)	38 (8%)	0 (0%)	3	0	60%
Research Summary (55%)									
Comprehension (52%)									
6	G	16 (3%)	408 (84%)	40 (8%)	17 (3%)	0 (0%)	5	2	85%
11	D	75 (15%)	110 (23%)	125 (26%)	173 (35%)	0 (0%)	5	0	36%
13	C	86 (18%)	73 (15%)	290 (59%)	29 (6%)	0 (0%)	9	1	61%
14	H	73 (15%)	76 (16%)	246 (50%)	76 (16%)	0 (0%)	14	3	52%
16	F	247 (51%)	67 (14%)	71 (15%)	86 (18%)	0 (0%)	15	2	52%
17	D	67 (14%)	109 (22%)	51 (10%)	245 (50%)	0 (0%)	14	2	52%
19	B	82 (17%)	177 (36%)	118 (24%)	88 (18%)	0 (0%)	21	2	38%
Analysis (59%)									
7	B	46 (9%)	377 (77%)	38 (8%)	20 (4%)	0 (0%)	4	3	78%
8	J	49 (10%)	35 (7%)	43 (9%)	354 (73%)	0 (0%)	7	0	74%

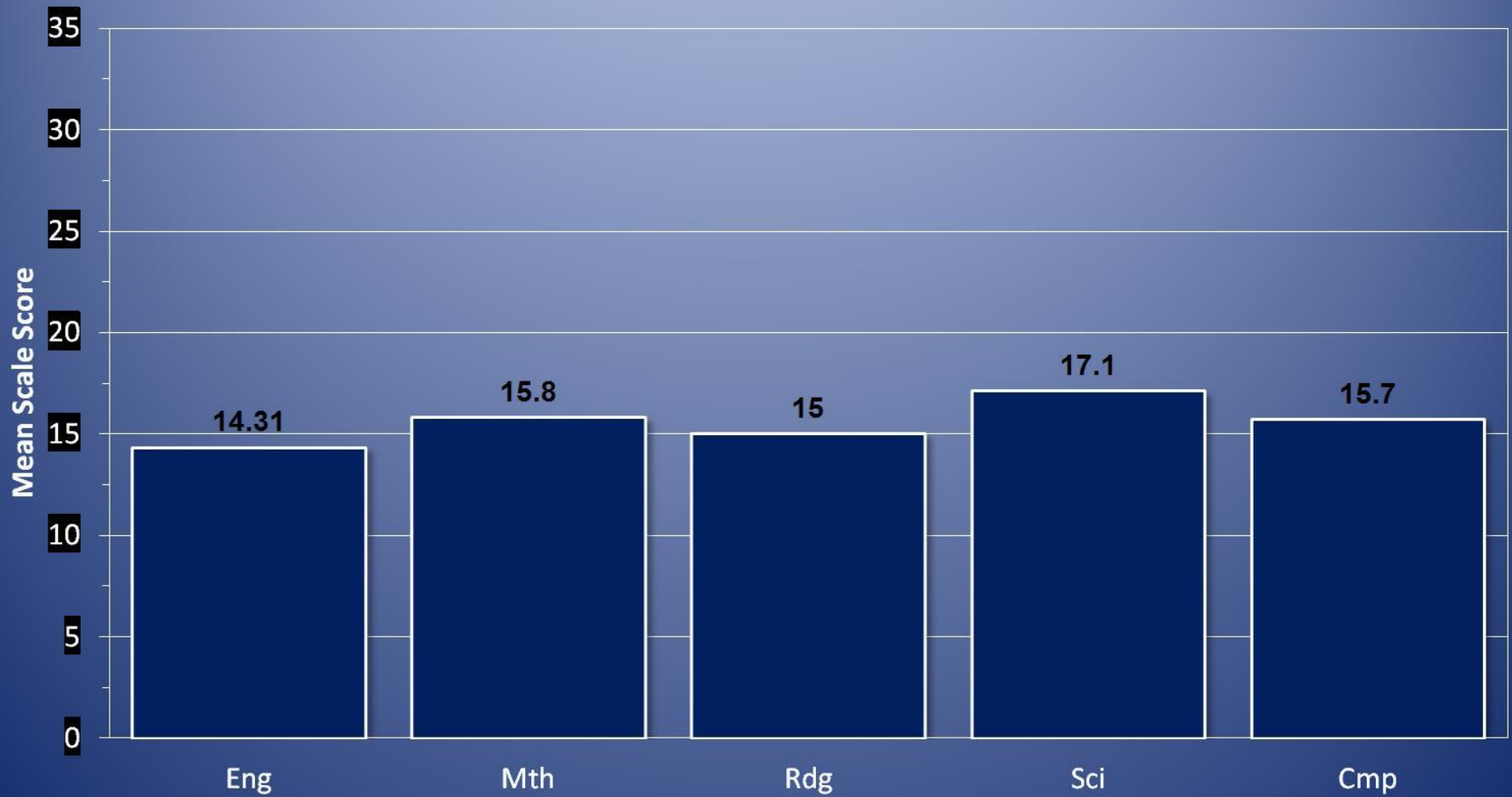
This score report was generated by Cambridge Educational Services, Inc. using an ACT, Inc. Sample/Practice exam. This report is not approved, endorsed, or authorized by ACT, Inc. and should not be viewed or used as such. ACT , PLAN , EXPLORE , and WORKKEYS are registered trademarks of ACT Inc., which is not affiliated with Cambridge Educational Services, Inc.

PLAN Content Distribution

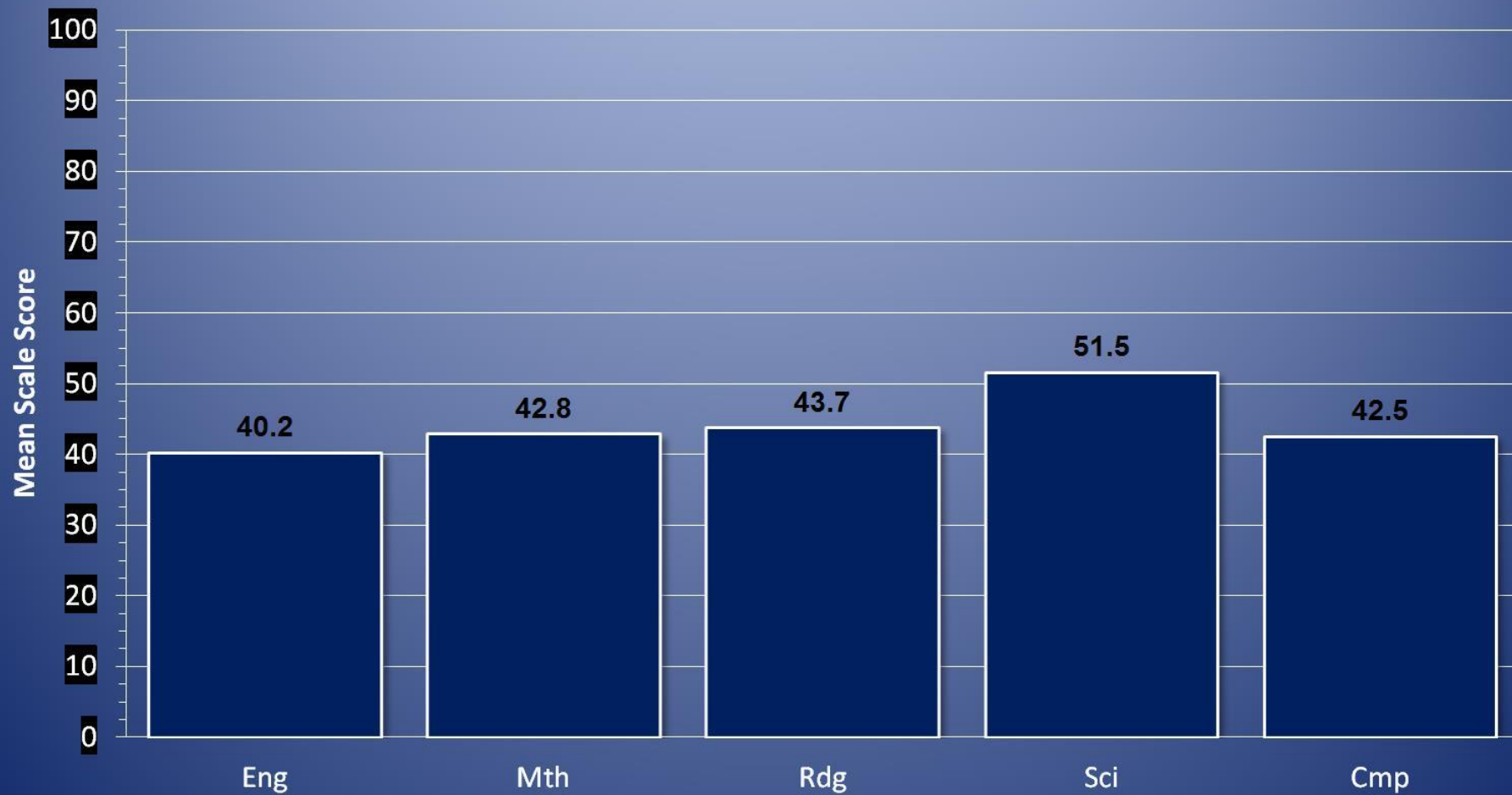
Item	Ans	A/F	B/G	C/H	D/J	E/K	Omit	Error	% Correct (without omits and errors)
9	A	292 (60%)	74 (15%)	56 (11%)	61 (13%)	0 (0%)	4	1	60%
12	J	71 (15%)	164 (34%)	76 (16%)	168 (34%)	0 (0%)	8	1	35%
15	A	275 (56%)	77 (16%)	50 (10%)	73 (15%)	0 (0%)	13	0	58%
18	H	52 (11%)	110 (23%)	258 (53%)	44 (9%)	0 (0%)	21	3	56%
App. (48%)									
10	F	234 (48%)	128 (26%)	79 (16%)	40 (8%)	0 (0%)	6	1	49%
Conflicting Viewpts. (42%)									
Comprehension (41%)									
22	J	62 (13%)	73 (15%)	104 (21%)	202 (41%)	0 (0%)	43	4	46%
Analysis (46%)									
20	G	51 (10%)	294 (60%)	72 (15%)	37 (8%)	0 (0%)	32	2	65%
21	A	260 (53%)	68 (14%)	69 (14%)	53 (11%)	0 (0%)	35	3	58%
23	C	88 (18%)	82 (17%)	214 (44%)	52 (11%)	0 (0%)	51	1	49%
24	J	138 (28%)	79 (16%)	80 (16%)	128 (26%)	0 (0%)	63	0	30%
App. (25%)									
25	A	123 (25%)	106 (22%)	122 (25%)	57 (12%)	0 (0%)	78	2	30%

This score report was generated by Cambridge Educational Services, Inc. using an ACT, Inc. Sample/Practice exam. This report is not approved, endorsed, or authorized by ACT, Inc. and should not be viewed or used as such. ACT®, PLAN®, EXPLORE®, and WORKKEYS® are registered trademarks of ACT, Inc., which is not affiliated with Cambridge Educational Services, Inc.

Mean PLAN Scale Score Freshmen 2015/16



Mean PLAN National Percentile Freshmen 2015/16



PLAN® Error Analysis

GRADE - 09

Item	Ans	Lvl 2	Lvl 3	Lvl 4	A/F	B/G	C/H	D/J	E/K	Omit	Error	% Correct (without omits and errors)
English - 50 items (44%)												
1	C	UM	Grammar & Usage	Diction	46 (9%)	101 (21%)	333 (68%)	8 (2%)	0 (0%)	0	0	68%
2	F	UM	No Change		331 (68%)	13 (3%)	60 (12%)	82 (17%)	0 (0%)	2	0	68%
3	B	UM	Punctuation	Commas	55 (11%)	404 (83%)	11 (2%)	17 (3%)	0 (0%)	0	1	83%
4	H	RH	Strategy	Approp. Suppor. Mat.	126 (26%)	108 (22%)	171 (35%)	81 (17%)	0 (0%)	2	0	35%
5	B	RH	Org.	Sent.-Lev. Struct.	156 (32%)	127 (26%)	99 (20%)	106 (22%)	0 (0%)	0	0	26%
6	J	UM	Sent. Struct.	Coord. & Subord.	35 (7%)	121 (25%)	47 (10%)	283 (58%)	0 (0%)	1	1	58%
7	D	UM	Grammar & Usage	Diction	14 (3%)	86 (18%)	10 (2%)	376 (77%)	0 (0%)	1	1	77%
8	G	RH	Org.	Sent.-Lev. Struct.	113 (23%)	239 (49%)	77 (16%)	59 (12%)	0 (0%)	0	0	49%
9	B	RH	Strategy	Eff. Trans. Sent.	161 (33%)	106 (22%)	52 (11%)	168 (34%)	0 (0%)	1	0	22%
10	H	RH	Strategy	Approp. Suppor. Mat.	70 (14%)	77 (16%)	278 (57%)	59 (12%)	0 (0%)	2	2	57%
11	D	UM	Sent. Struct.	Coord. & Subord.	71 (15%)	189 (39%)	31 (6%)	196 (40%)	0 (0%)	1	0	40%
12	G	RH	Strategy	Eff. Concl. Sent.	162 (33%)	269 (55%)	18 (4%)	38 (8%)	0 (0%)	1	0	55%
13	A	RH	No Change		282 (58%)	88 (18%)	96 (20%)	19 (4%)	0 (0%)	3	0	58%
14	J	UM	Punctuation	Commas	113 (23%)	21 (4%)	102 (21%)	247 (51%)	0 (0%)	4	1	51%
15	C	RH	Strategy	Approp. Suppor. Mat.	61 (13%)	158 (32%)	203 (42%)	62 (13%)	0 (0%)	3	1	42%
16	F	UM	No Change		343 (70%)	112 (23%)	24 (5%)	7 (1%)	0 (0%)	1	1	71%
17	D	UM	Grammar & Usage	Nouns & Noun Clauses	48 (10%)	35 (7%)	93 (19%)	309 (63%)	0 (0%)	3	0	64%
18	H	UM	Sent. Struct.	Coord. & Subord.	164 (34%)	65 (13%)	196 (40%)	59 (12%)	0 (0%)	4	0	40%
19	C	RH	Strategy	Approp. Suppor. Mat.	76 (16%)	122 (25%)	225 (46%)	59 (12%)	0 (0%)	6	0	47%
20	F	UM	No Change		352 (72%)	64 (13%)	47 (10%)	17 (3%)	0 (0%)	8	0	73%
21	D	UM	Grammar & Usage	Pronoun Usage	71 (15%)	195 (40%)	26 (5%)	189 (39%)	0 (0%)	7	0	39%
22	J	UM	Sent. Struct.	Fragments	57 (12%)	106 (22%)	28 (6%)	287 (59%)	0 (0%)	9	1	60%
23	A	RH	No Change		268 (55%)	55 (11%)	61 (13%)	95 (19%)	0 (0%)	9	0	56%
24	J	RH	Style	Conciseness	102 (21%)	82 (17%)	91 (19%)	199 (41%)	0 (0%)	14	0	42%
25	C	UM	Sent. Struct.	Unintended Meanings	141 (29%)	104 (21%)	172 (35%)	49 (10%)	0 (0%)	22	0	37%
26	G	RH	Strategy	Eff. Trans. Sent.	207 (42%)	151 (31%)	44 (9%)	58 (12%)	0 (0%)	28	0	33%
27	D	UM	Grammar & Usage	Nouns & Noun Clauses	36 (7%)	78 (16%)	88 (18%)	251 (51%)	0 (0%)	34	1	55%
28	H	UM	Grammar & Usage	Verb Tense	27 (6%)	175 (36%)	213 (44%)	36 (7%)	0 (0%)	37	0	47%
29	A	UM	No Change		206 (42%)	109 (22%)	67 (14%)	60 (12%)	0 (0%)	45	1	47%
30	G	UM	Sent. Struct.	Misplaced Modifiers	120 (25%)	238 (49%)	35 (7%)	44 (9%)	0 (0%)	50	1	54%
31	C	UM	Grammar & Usage	Pronoun Usage	94 (19%)	91 (19%)	185 (38%)	57 (12%)	0 (0%)	58	3	43%
32	J	UM	Grammar & Usage	Diction	36 (7%)	39 (8%)	100 (20%)	251 (51%)	0 (0%)	62	0	59%
33	A	UM	No Change		227 (47%)	92 (19%)	75 (15%)	26 (5%)	0 (0%)	66	2	54%
34	H	UM	Sent. Struct.	Misplaced Modifiers	89 (18%)	75 (15%)	159 (33%)	82 (17%)	0 (0%)	83	0	39%
35	B	UM	Punctuation	Commas	41 (8%)	219 (45%)	104 (21%)	30 (6%)	0 (0%)	93	1	56%
36	J	RH	Style	Conciseness	105 (22%)	87 (18%)	26 (5%)	172 (35%)	0 (0%)	98	0	44%
37	B	UM	Grammar & Usage	Diction	55 (11%)	274 (56%)	31 (6%)	23 (5%)	0 (0%)	105	0	72%

This score report was generated by Cambridge Educational Services, Inc. using an ACT Inc. Sample/Practice exam. This report is not approved, endorsed, or authorized by ACT Inc. and should not be viewed or used as such. ACT , PLAN , EXPLORE , and WORKKEYS are registered trademarks of ACT Inc., which is not affiliated with Cambridge Educational Services, Inc.

PLAN Error Analysis

GRADE - 09

Item	Ans	Lvl 2	Lvl 3	Lvl 4	A/F	B/G	C/H	D/J	E/K	Omit	Error	% Correct (without omits and errors)
38	F	UM	No Change		149 (31%)	156 (32%)	50 (10%)	18 (4%)	0 (0%)	115	0	40%
39	D	UM	Punctuation	Apostrophes	68 (14%)	54 (11%)	97 (20%)	140 (29%)	0 (0%)	128	1	39%
40	H	UM	Grammar & Usage	Faulty or Illogical Comparisons	47 (10%)	81 (17%)	209 (43%)	16 (3%)	0 (0%)	135	0	59%
41	B	UM	Grammar & Usage	Diction	44 (9%)	174 (36%)	106 (22%)	20 (4%)	0 (0%)	143	1	51%
42	F	RH	No Change		127 (26%)	76 (16%)	72 (15%)	60 (12%)	0 (0%)	152	1	38%
43	D	RH	Strategy	Main Idea	66 (14%)	82 (17%)	73 (15%)	104 (21%)	0 (0%)	163	0	32%
44	H	RH	Style	Conciseness	83 (17%)	64 (13%)	120 (25%)	48 (10%)	0 (0%)	173	0	38%
45	B	UM	Sent. Struct.	Fragments	31 (6%)	194 (40%)	37 (8%)	47 (10%)	0 (0%)	178	1	63%
46	F	RH	Strategy	Approp. Suppor. Mat.	112 (23%)	77 (16%)	62 (13%)	51 (10%)	0 (0%)	186	0	37%
47	D	UM	Sent. Struct.	Coord. & Subord.	49 (10%)	74 (15%)	30 (6%)	145 (30%)	0 (0%)	190	0	49%
48	F	RH	Strategy	Main Idea	107 (22%)	63 (13%)	76 (16%)	49 (10%)	0 (0%)	193	0	36%
49	A	RH	Org.	Sent.-Lev. Struct.	137 (28%)	64 (13%)	54 (11%)	25 (5%)	0 (0%)	207	1	49%
50	H	RH	Strategy	Main Idea	77 (16%)	64 (13%)	97 (20%)	37 (8%)	0 (0%)	213	0	35%

Mathematics - 40 items (42%)

1	C	GT	Lines & Angles		40 (8%)	23 (5%)	391 (80%)	17 (3%)	14 (3%)	2	1	81%
2	K	EA	Simple Manip.		37 (8%)	66 (14%)	29 (6%)	20 (4%)	334 (68%)	2	0	69%
3	D	EA	Alg. Functions	Functions as Models	9 (2%)	32 (7%)	141 (29%)	252 (52%)	51 (10%)	3	0	52%
4	H	EA	Common Arith.	Prop. of Numbers	26 (5%)	50 (10%)	319 (65%)	33 (7%)	54 (11%)	6	0	66%
5	D	EA	Complic. Arith. App.		23 (5%)	32 (7%)	63 (13%)	351 (72%)	15 (3%)	4	0	73%
6	H	EA	Averages		85 (17%)	84 (17%)	219 (45%)	50 (10%)	45 (9%)	5	0	45%
7	B	EA	Simple Manip.		15 (3%)	301 (62%)	35 (7%)	25 (5%)	107 (22%)	4	1	62%
8	J	EA	Common Arith.	Percents	44 (9%)	49 (10%)	27 (6%)	273 (56%)	91 (19%)	4	0	56%
9	D	EA	Manip. Alg. Expr.	Evaluating Expr.	57 (12%)	85 (17%)	112 (23%)	210 (43%)	18 (4%)	6	0	44%
10	F	GT	Slope-Intercept Form		314 (64%)	53 (11%)	57 (12%)	29 (6%)	26 (5%)	9	0	66%
11	A	EA	Manip. Alg. Expr.	Basic Alg. Manip.	207 (42%)	86 (18%)	65 (13%)	48 (10%)	75 (15%)	6	1	43%
12	K	EA	Simple Manip.		38 (8%)	57 (12%)	67 (14%)	59 (12%)	260 (53%)	4	3	54%
13	D	EA	Common Arith.	Proportions	44 (9%)	77 (16%)	93 (19%)	210 (43%)	57 (12%)	7	0	44%
14	F	GT	Geo.		191 (39%)	46 (9%)	36 (7%)	167 (34%)	41 (8%)	6	1	40%
15	D	EA	Manip. Alg. Expr.	Evaluating Expr.	59 (12%)	66 (14%)	107 (22%)	218 (45%)	28 (6%)	9	1	46%
16	J	EA	Common Arith.	Prop. of Numbers	45 (9%)	68 (14%)	86 (18%)	244 (50%)	32 (7%)	11	2	51%
17	A	EA	Manip. Alg. Expr.	Basic Alg. Manip.	316 (65%)	19 (4%)	93 (19%)	17 (3%)	38 (8%)	5	0	65%
18	K	EA	Simple Manip.		57 (12%)	39 (8%)	64 (13%)	47 (10%)	273 (56%)	6	2	57%
19	E	EA	Simple Manip.		20 (4%)	67 (14%)	66 (14%)	40 (8%)	286 (59%)	7	2	60%
20	G	GT	Rectangles & Squares		102 (21%)	228 (47%)	33 (7%)	75 (15%)	40 (8%)	10	0	48%
21	C	GT	Tri.	Pythagorean Theorem	59 (12%)	56 (11%)	209 (43%)	124 (25%)	25 (5%)	13	2	44%
22	H	EA	Common Arith.	Abs. Value	326 (67%)	27 (6%)	68 (14%)	37 (8%)	15 (3%)	14	1	14%
23	B	GT	Lines & Angles		78 (16%)	217 (44%)	107 (22%)	47 (10%)	24 (5%)	13	2	46%
24	G	EA	Solving Eq. w/1 Var.	Simple Ineq.	89 (18%)	144 (30%)	143 (29%)	69 (14%)	25 (5%)	16	2	31%

This score report was generated by Cambridge Educational Services, Inc. using an ACT Inc. Sample/Practice exam. This report is not approved, endorsed, or authorized by ACT Inc. and should not be viewed or used as such. ACT, PLAN, EXPLORE, and WORKKEYS are registered trademarks of ACT Inc., which is not affiliated with Cambridge Educational Services, Inc.

PLAN Error Analysis

GRADE - 09

Item	Ans	Lvl 2	Lvl 3	Lvl 4	A/F	B/G	C/H	D/J	E/K	Omit	Error	% Correct (without omits and errors)
25	A	GT	Coord. System		189 (39%)	99 (20%)	72 (15%)	66 (14%)	43 (9%)	17	2	40%
26	H	GT	Graphs of Quadratic Equations		38 (8%)	80 (16%)	176 (36%)	108 (22%)	59 (12%)	25	2	38%
27	A	GT	Tri.	Working w/Tri.	200 (41%)	168 (34%)	31 (6%)	41 (8%)	25 (5%)	22	1	43%
28	H	EA	Stats. & Prob.		115 (24%)	55 (11%)	162 (33%)	99 (20%)	26 (5%)	29	2	35%
29	D	GT	Complex Figures		38 (8%)	98 (20%)	92 (19%)	194 (40%)	34 (7%)	32	0	43%
30	H	EA	Data Representation	Pie Charts	179 (37%)	91 (19%)	127 (26%)	29 (6%)	23 (5%)	39	0	28%
31	D	GT	Coord. System		61 (13%)	95 (19%)	67 (14%)	192 (39%)	20 (4%)	53	0	44%
32	G	GT	Complex Figures		43 (9%)	169 (35%)	90 (18%)	80 (16%)	48 (10%)	58	0	39%
33	B	GT	Qual. Behavior of Graphs of Funct.		65 (13%)	145 (30%)	116 (24%)	52 (11%)	38 (8%)	72	0	35%
34	H	GT	Slope of a Line		66 (14%)	110 (23%)	137 (28%)	61 (13%)	37 (8%)	77	0	33%
35	A	GT	Rectangles & Squares		80 (16%)	107 (22%)	109 (22%)	73 (15%)	27 (6%)	92	0	20%
36	K	EA	Solving Eq. w/1 Var.	Eq. Inv. Abs.Value	63 (13%)	129 (26%)	52 (11%)	58 (12%)	89 (18%)	97	0	23%
37	B	EA	Simple Manip.		92 (19%)	101 (21%)	76 (16%)	72 (15%)	34 (7%)	112	1	27%
38	K	GT	Transformations & Graphs of Funct		62 (13%)	68 (14%)	84 (17%)	81 (17%)	73 (15%)	120	0	20%
39	E	EA	Stats. & Prob.		40 (8%)	73 (15%)	81 (17%)	84 (17%)	80 (16%)	128	2	22%
40	K	GT	Complex Figures		51 (10%)	55 (11%)	84 (17%)	102 (21%)	65 (13%)	131	0	18%

Reading - 25 items (46%)

1	D	AL	Voice		86 (18%)	78 (16%)	45 (9%)	277 (57%)	0 (0%)	1	1	57%
2	G	AL	Explicit Detail		113 (23%)	158 (32%)	81 (17%)	134 (27%)	0 (0%)	2	0	33%
3	A	AL	Implied Idea		321 (66%)	47 (10%)	55 (11%)	61 (13%)	0 (0%)	4	0	66%
4	J	AL	Explicit Detail		84 (17%)	92 (19%)	64 (13%)	245 (50%)	0 (0%)	3	0	51%
5	C	AL	Vocabulary		40 (8%)	76 (16%)	328 (67%)	42 (9%)	0 (0%)	2	0	67%
6	G	AL	Explicit Detail		15 (3%)	375 (77%)	54 (11%)	39 (8%)	0 (0%)	5	0	78%
7	A	AL	Explicit Detail		317 (65%)	80 (16%)	44 (9%)	45 (9%)	0 (0%)	1	1	65%
8	H	AL	Implied Idea		114 (23%)	73 (15%)	250 (51%)	47 (10%)	0 (0%)	3	1	52%
9	A	SS	Main Idea		272 (56%)	118 (24%)	53 (11%)	36 (7%)	0 (0%)	8	1	57%
10	J	SS	Explicit Detail		48 (10%)	90 (18%)	77 (16%)	264 (54%)	0 (0%)	9	0	55%
11	C	SS	Explicit Detail		71 (15%)	156 (32%)	108 (22%)	130 (27%)	0 (0%)	21	2	23%
12	G	SS	Develop.		125 (26%)	198 (41%)	58 (12%)	87 (18%)	0 (0%)	18	2	42%
13	A	SS	App.		140 (29%)	183 (38%)	88 (18%)	49 (10%)	0 (0%)	27	1	30%
14	J	SS	Explicit Detail		133 (27%)	81 (17%)	37 (8%)	210 (43%)	0 (0%)	25	2	46%
15	D	SS	Explicit Detail		162 (33%)	35 (7%)	47 (10%)	212 (43%)	0 (0%)	31	1	46%
16	H	SS	Explicit Detail		51 (10%)	80 (16%)	265 (54%)	60 (12%)	0 (0%)	32	0	58%
17	B	AL	Main Idea		93 (19%)	238 (49%)	42 (9%)	45 (9%)	0 (0%)	70	0	57%
18	F	AL	Implied Idea		150 (31%)	115 (24%)	85 (17%)	57 (12%)	0 (0%)	79	2	37%
19	C	AL	Vocabulary		99 (20%)	54 (11%)	206 (42%)	41 (8%)	0 (0%)	87	1	52%
20	H	AL	Explicit Detail		57 (12%)	75 (15%)	211 (43%)	47 (10%)	0 (0%)	98	0	54%
21	D	AL	Voice		59 (12%)	55 (11%)	67 (14%)	200 (41%)	0 (0%)	106	1	52%

This score report was generated by Cambridge Educational Services, Inc. using an ACT Inc. Sample/Practice exam. This report is not approved, endorsed, or authorized by ACT Inc. and should not be viewed or used as such. ACT , PLAN , EXPLORE , and WORKKEYS are registered trademarks of ACT Inc., which is not affiliated with Cambridge Educational Services, Inc.

PLAN Error Analysis

GRADE - 09

Item	Ans	Lvl 2	Lvl 3	Lvl 4	A/F	B/G	C/H	D/J	E/K	Omit	Error	% Correct (without omits and errors)
22	J	AL	Implied Idea		118 (24%)	81 (17%)	41 (8%)	133 (27%)	0 (0%)	115	0	36%
23	A	AL	Voice		142 (29%)	92 (19%)	89 (18%)	44 (9%)	0 (0%)	121	0	39%
24	F	AL	Develop.		131 (27%)	102 (21%)	78 (16%)	48 (10%)	0 (0%)	129	0	36%
25	A	AL	Implied Idea		212 (43%)	73 (15%)	32 (7%)	26 (5%)	0 (0%)	144	1	62%

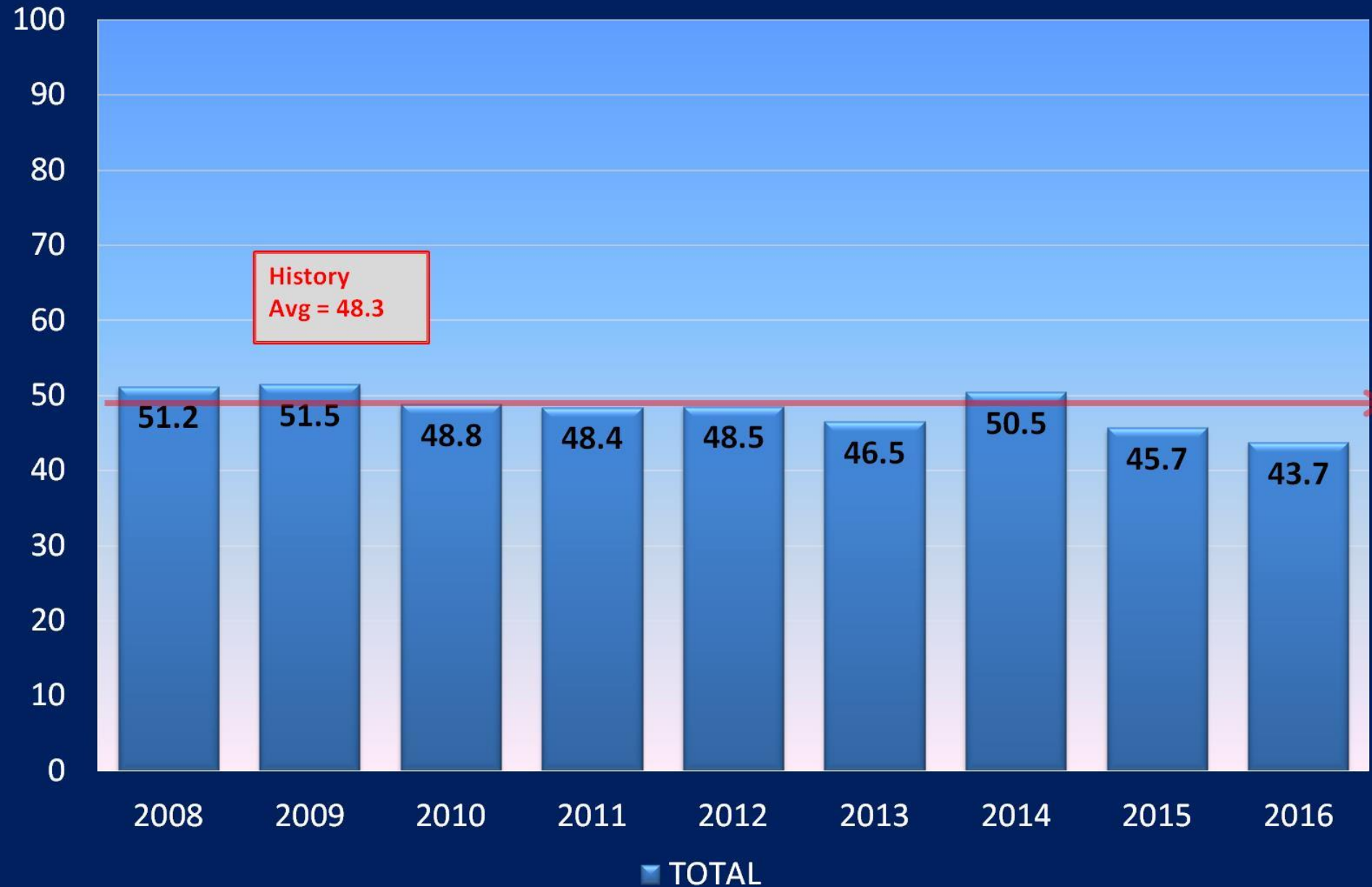
Science - 30 items (50%)

1	D	DR	Comprehension		43 (9%)	28 (6%)	25 (5%)	392 (80%)	0 (0%)	0	0	80%
2	G	DR	Comprehension		22 (5%)	368 (75%)	70 (14%)	26 (5%)	0 (0%)	1	1	76%
3	B	DR	Analysis		52 (11%)	353 (72%)	38 (8%)	40 (8%)	0 (0%)	4	1	73%
4	H	DR	App.		81 (17%)	65 (13%)	273 (56%)	64 (13%)	0 (0%)	4	1	57%
5	C	DR	App.		105 (22%)	52 (11%)	290 (59%)	38 (8%)	0 (0%)	3	0	60%
6	G	RS	Comprehension		16 (3%)	408 (84%)	40 (8%)	17 (3%)	0 (0%)	5	2	85%
7	B	RS	Analysis		46 (9%)	377 (77%)	38 (8%)	20 (4%)	0 (0%)	4	3	78%
8	J	RS	Analysis		49 (10%)	35 (7%)	43 (9%)	354 (73%)	0 (0%)	7	0	74%
9	A	RS	Analysis		292 (60%)	74 (15%)	56 (11%)	61 (13%)	0 (0%)	4	1	60%
10	F	RS	App.		234 (48%)	128 (26%)	79 (16%)	40 (8%)	0 (0%)	6	1	49%
11	D	RS	Comprehension		75 (15%)	110 (23%)	125 (26%)	173 (35%)	0 (0%)	5	0	36%
12	J	RS	Analysis		71 (15%)	164 (34%)	76 (16%)	168 (34%)	0 (0%)	8	1	35%
13	C	RS	Comprehension		86 (18%)	73 (15%)	290 (59%)	29 (6%)	0 (0%)	9	1	61%
14	H	RS	Comprehension		73 (15%)	76 (16%)	246 (50%)	76 (16%)	0 (0%)	14	3	52%
15	A	RS	Analysis		275 (56%)	77 (16%)	50 (10%)	73 (15%)	0 (0%)	13	0	58%
16	F	RS	Comprehension		247 (51%)	67 (14%)	71 (15%)	86 (18%)	0 (0%)	15	2	52%
17	D	RS	Comprehension		67 (14%)	109 (22%)	51 (10%)	245 (50%)	0 (0%)	14	2	52%
18	H	RS	Analysis		52 (11%)	110 (23%)	258 (53%)	44 (9%)	0 (0%)	21	3	56%
19	B	RS	Comprehension		82 (17%)	177 (36%)	118 (24%)	88 (18%)	0 (0%)	21	2	38%
20	G	CV	Analysis		51 (10%)	294 (60%)	72 (15%)	37 (8%)	0 (0%)	32	2	65%
21	A	CV	Analysis		260 (53%)	68 (14%)	69 (14%)	53 (11%)	0 (0%)	35	3	58%
22	J	CV	Comprehension		62 (13%)	73 (15%)	104 (21%)	202 (41%)	0 (0%)	43	4	46%
23	C	CV	Analysis		88 (18%)	82 (17%)	214 (44%)	52 (11%)	0 (0%)	51	1	49%
24	J	CV	Analysis		138 (28%)	79 (16%)	80 (16%)	128 (26%)	0 (0%)	63	0	30%
25	A	CV	App.		123 (25%)	106 (22%)	122 (25%)	57 (12%)	0 (0%)	78	2	30%
26	H	DR	Analysis		66 (14%)	103 (21%)	163 (33%)	55 (11%)	0 (0%)	101	0	42%
27	B	DR	Comprehension		57 (12%)	186 (38%)	58 (12%)	78 (16%)	0 (0%)	108	1	49%
28	H	DR	Analysis		52 (11%)	121 (25%)	141 (29%)	55 (11%)	0 (0%)	117	2	38%
29	B	DR	Comprehension		75 (15%)	141 (29%)	85 (17%)	60 (12%)	0 (0%)	127	0	39%
30	F	DR	Analysis		76 (16%)	72 (15%)	144 (30%)	66 (14%)	0 (0%)	129	1	21%

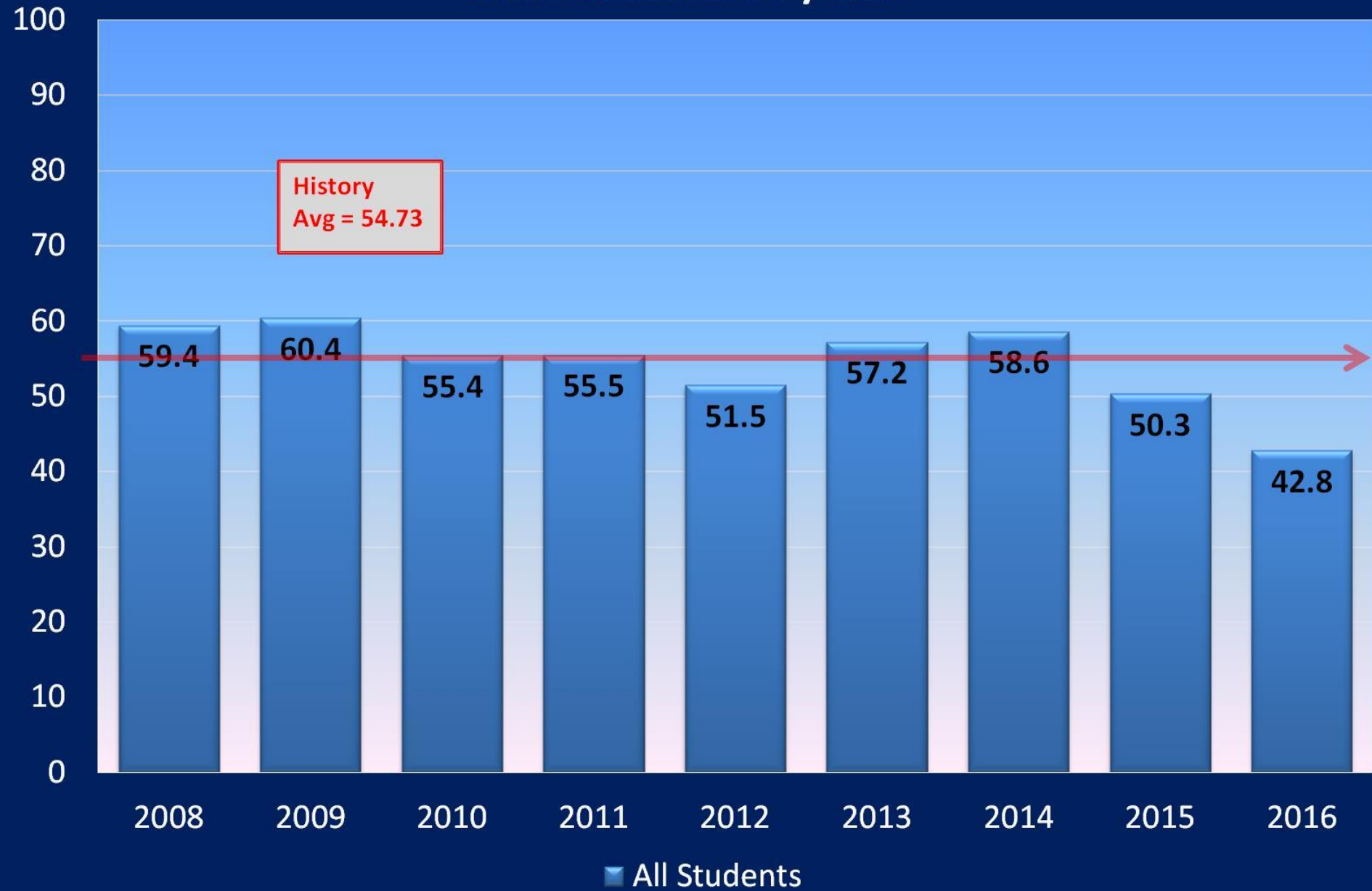
This score report was generated by Cambridge Educational Services, Inc. using an ACT Inc. Sample/Practice exam. This report is not approved, endorsed, or authorized by ACT Inc. and should not be viewed or used as such. ACT®, PLAN®, EXPLORE®, and WORKKEYS® are registered trademarks of ACT Inc., which is not affiliated with Cambridge Educational Services, Inc.

PLAN Test Results – NPR

Mean Reading Score by Year

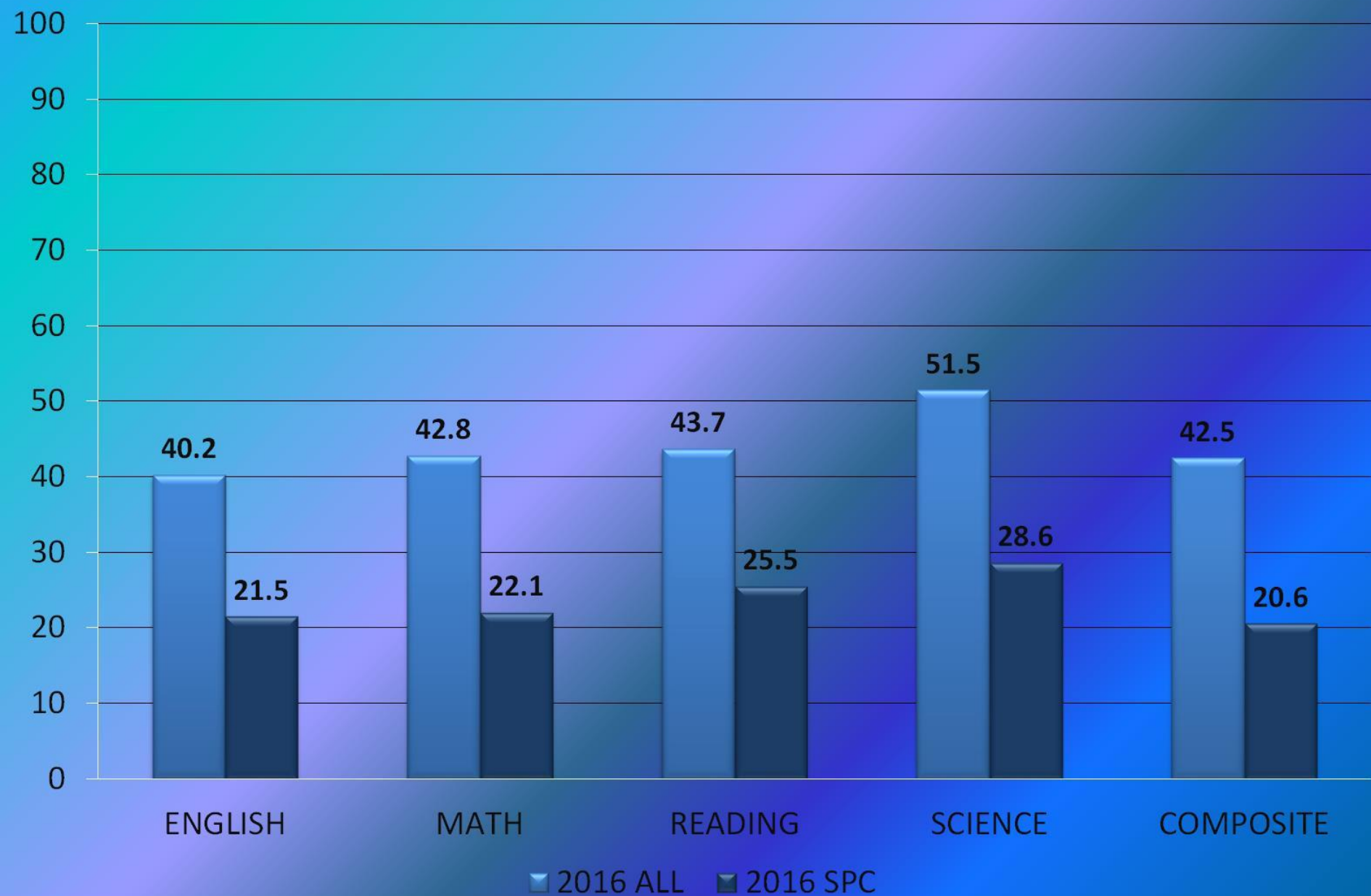


PLAN Test Results - NPR Mean Math Score by Year



Mean PLAN Explore National Percentile Ranking

All Students vs SPC



PLAN® Error Analysis By College Readiness Standards TM

Item	Ans	Range	N=	Lvl 2	Lvl 3	Lvl 4	A/F	B/G	C/H	D/J	E/K	Omit	Error	% Correct (without omits and errors)
English (Level 1) - 50 items (50%)														
1	C	[28 - 36]	n=3	UM	Grammar & Usage	Diction	0 (0%)	1 (33%)	2 (67%)	0 (0%)	0 (0%)	0	0	67%
		[24 - 27]	n=11				0 (0%)	2 (18%)	9 (82%)	0 (0%)	0 (0%)	0	0	82%
		[20 - 23]	n=37				0 (0%)	2 (5%)	35 (95%)	0 (0%)	0 (0%)	0	0	95%
		[16 - 19]	n=136				10 (7%)	24 (18%)	102 (75%)	0 (0%)	0 (0%)	0	0	75%
		[1 - 15]	n=301				36 (12%)	72 (24%)	185 (61%)	8 (3%)	0 (0%)	0	0	61%
2	F	[28 - 36]	n=3	UM	No Change		3 (100%)	0 (0%)	0 (0%)	0 (0%)	0 (0%)	0	0	100%
		[24 - 27]	n=11				11 (100%)	0 (0%)	0 (0%)	0 (0%)	0 (0%)	0	0	100%
		[20 - 23]	n=37				31 (84%)	0 (0%)	6 (16%)	0 (0%)	0 (0%)	0	0	84%
		[16 - 19]	n=136				107 (79%)	1 (1%)	14 (10%)	13 (10%)	0 (0%)	1	0	79%
		[1 - 15]	n=301				179 (59%)	12 (4%)	40 (13%)	69 (23%)	0 (0%)	1	0	60%
3	B	[28 - 36]	n=3	UM	Punctuation	Commas	0 (0%)	3 (100%)	0 (0%)	0 (0%)	0 (0%)	0	0	100%
		[24 - 27]	n=11				1 (9%)	10 (91%)	0 (0%)	0 (0%)	0 (0%)	0	0	91%
		[20 - 23]	n=37				0 (0%)	37 (100%)	0 (0%)	0 (0%)	0 (0%)	0	0	100%
		[16 - 19]	n=136				9 (7%)	124 (91%)	1 (1%)	1 (1%)	0 (0%)	0	1	92%
		[1 - 15]	n=301				45 (15%)	230 (76%)	10 (3%)	16 (5%)	0 (0%)	0	0	76%
4	H	[28 - 36]	n=3	RH	Strategy	Approp. Suppor. Mat.	0 (0%)	0 (0%)	3 (100%)	0 (0%)	0 (0%)	0	0	100%
		[24 - 27]	n=11				0 (0%)	1 (9%)	9 (82%)	1 (9%)	0 (0%)	0	0	82%
		[20 - 23]	n=37				4 (11%)	4 (11%)	27 (73%)	2 (5%)	0 (0%)	0	0	73%
		[16 - 19]	n=136				33 (24%)	17 (13%)	71 (52%)	14 (10%)	0 (0%)	1	0	53%
		[1 - 15]	n=301				89 (30%)	86 (29%)	61 (20%)	64 (21%)	0 (0%)	1	0	20%
5	B	[28 - 36]	n=3	RH	Org.	Sent.-Lev. Struct.	0 (0%)	3 (100%)	0 (0%)	0 (0%)	0 (0%)	0	0	100%
		[24 - 27]	n=11				2 (18%)	4 (36%)	2 (18%)	3 (27%)	0 (0%)	0	0	36%
		[20 - 23]	n=37				8 (22%)	15 (41%)	8 (22%)	6 (16%)	0 (0%)	0	0	41%
		[16 - 19]	n=136				50 (37%)	32 (24%)	17 (13%)	37 (27%)	0 (0%)	0	0	24%
		[1 - 15]	n=301				96 (32%)	73 (24%)	72 (24%)	60 (20%)	0 (0%)	0	0	24%
6	J	[28 - 36]	n=3	UM	Sent. Struct.	Coord. & Subord.	0 (0%)	0 (0%)	0 (0%)	3 (100%)	0 (0%)	0	0	100%
		[24 - 27]	n=11				0 (0%)	0 (0%)	0 (0%)	11 (100%)	0 (0%)	0	0	100%
		[20 - 23]	n=37				0 (0%)	0 (0%)	1 (3%)	36 (97%)	0 (0%)	0	0	97%
		[16 - 19]	n=136				3 (2%)	14 (10%)	5 (4%)	113 (83%)	0 (0%)	0	1	84%
		[1 - 15]	n=301				32 (11%)	107 (36%)	41 (14%)	120 (40%)	0 (0%)	1	0	40%
7	D	[28 - 36]	n=3	UM	Grammar & Usage	Diction	0 (0%)	0 (0%)	0 (0%)	3 (100%)	0 (0%)	0	0	100%
		[24 - 27]	n=11				0 (0%)	2 (18%)	0 (0%)	9 (82%)	0 (0%)	0	0	82%
		[20 - 23]	n=37				0 (0%)	2 (5%)	0 (0%)	35 (95%)	0 (0%)	0	0	95%
		[16 - 19]	n=136				2 (1%)	13 (10%)	2 (1%)	118 (87%)	0 (0%)	1	0	87%
		[1 - 15]	n=301				12 (4%)	69 (23%)	8 (3%)	211 (70%)	0 (0%)	0	1	70%
8	G	[28 - 36]	n=3	RH	Org.	Sent.-Lev. Struct.	0 (0%)	3 (100%)	0 (0%)	0 (0%)	0 (0%)	0	0	100%
		[24 - 27]	n=11				0 (0%)	10 (91%)	0 (0%)	1 (9%)	0 (0%)	0	0	91%

This score report was generated by Cambridge Educational Services, Inc. using an ACT, Inc. Sample/Practice exam. This report is not approved, endorsed, or authorized by ACT, Inc. and should not be viewed or used as such. ACT , PLAN , EXPLORE , and WORKKEYS are registered trademarks of ACT, Inc., which is not affiliated with Cambridge Educational Services, Inc.

PLAN Error Analysis By College Readiness Standards TM

Item	Ans	Range	N=	Lvl 2	Lvl 3	Lvl 4	A/F	B/G	C/H	D/J	E/K	Omit	Error	% Correct (without omits and errors)	
		[20 - 23]	n=37				4 (11%)	28 (76%)	4 (11%)	1 (3%)	0 (0%)	0	0	76%	
		[16 - 19]	n=136				29 (21%)	79 (58%)	19 (14%)	9 (7%)	0 (0%)	0	0	58%	
		[1 - 15]	n=301				80 (27%)	119 (40%)	54 (18%)	48 (16%)	0 (0%)	0	0	40%	
9	B	[28 - 36]	n=3	RH	Strategy	Eff. Trans. Sent.	0 (0%)	3 (100%)	0 (0%)	0 (0%)	0 (0%)	0	0	100%	
		[24 - 27]	n=11				4 (36%)	7 (64%)	0 (0%)	0 (0%)	0 (0%)	0	0	64%	
		[20 - 23]	n=37				13 (35%)	15 (41%)	1 (3%)	8 (22%)	0 (0%)	0	0	41%	
		[16 - 19]	n=136				43 (32%)	39 (29%)	15 (11%)	38 (28%)	0 (0%)	1	0	29%	
		[1 - 15]	n=301				101 (34%)	42 (14%)	36 (12%)	122 (41%)	0 (0%)	0	0	14%	
10	H	[28 - 36]	n=3	RH	Strategy	Approp. Suppor. Mat.	0 (0%)	0 (0%)	3 (100%)	0 (0%)	0 (0%)	0	0	100%	
		[24 - 27]	n=11				0 (0%)	0 (0%)	11 (100%)	0 (0%)	0 (0%)	0	0	100%	
		[20 - 23]	n=37				2 (5%)	1 (3%)	33 (89%)	1 (3%)	0 (0%)	0	0	89%	
		[16 - 19]	n=136				16 (12%)	11 (8%)	99 (73%)	10 (7%)	0 (0%)	0	0	73%	
		[1 - 15]	n=301				52 (17%)	65 (22%)	132 (44%)	48 (16%)	0 (0%)	2	2	44%	
11	D	[28 - 36]	n=3	UM	Sent. Struct.	Coord. & Subord.	0 (0%)	0 (0%)	0 (0%)	3 (100%)	0 (0%)	0	0	100%	
		[24 - 27]	n=11				0 (0%)	0 (0%)	0 (0%)	11 (100%)	0 (0%)	0	0	100%	
		[20 - 23]	n=37				0 (0%)	6 (16%)	1 (3%)	30 (81%)	0 (0%)	0	0	81%	
		[16 - 19]	n=136				4 (3%)	48 (35%)	3 (2%)	81 (60%)	0 (0%)	0	0	60%	
		[1 - 15]	n=301				67 (22%)	135 (45%)	27 (9%)	71 (24%)	0 (0%)	1	0	24%	
12	G	[28 - 36]	n=3	RH	Strategy	Eff. Concl. Sent.	0 (0%)	3 (100%)	0 (0%)	0 (0%)	0 (0%)	0	0	100%	
		[24 - 27]	n=11				0 (0%)	11 (100%)	0 (0%)	0 (0%)	0 (0%)	0	0	100%	
		[20 - 23]	n=37				6 (16%)	30 (81%)	0 (0%)	1 (3%)	0 (0%)	0	0	81%	
		[16 - 19]	n=136				46 (34%)	81 (60%)	0 (0%)	9 (7%)	0 (0%)	0	0	60%	
		[1 - 15]	n=301				110 (37%)	144 (48%)	18 (6%)	28 (9%)	0 (0%)	1	0	48%	
13	A	[28 - 36]	n=3	RH	No Change		3 (100%)	0 (0%)	0 (0%)	0 (0%)	0 (0%)	0	0	100%	
		[24 - 27]	n=11				11 (100%)	0 (0%)	0 (0%)	0 (0%)	0 (0%)	0	0	100%	
		[20 - 23]	n=37				34 (92%)	3 (8%)	0 (0%)	0 (0%)	0 (0%)	0	0	92%	
		[16 - 19]	n=136				96 (71%)	18 (13%)	17 (13%)	3 (2%)	0 (0%)	2	0	72%	
		[1 - 15]	n=301				138 (46%)	67 (22%)	79 (26%)	16 (5%)	0 (0%)	1	0	46%	
14	J	[28 - 36]	n=3	UM	Punctuation	Commas	0 (0%)	0 (0%)	0 (0%)	3 (100%)	0 (0%)	0	0	100%	
		[24 - 27]	n=11				0 (0%)	0 (0%)	0 (0%)	11 (100%)	0 (0%)	0	0	100%	
		[20 - 23]	n=37				3 (8%)	0 (0%)	1 (3%)	33 (89%)	0 (0%)	0	0	89%	
		[16 - 19]	n=136				27 (20%)	5 (4%)	23 (17%)	80 (59%)	0 (0%)	1	0	59%	
		[1 - 15]	n=301				83 (28%)	16 (5%)	78 (26%)	120 (40%)	0 (0%)	3	1	40%	
15	C	[28 - 36]	n=3	RH	Strategy	Approp. Suppor. Mat.	1 (33%)	0 (0%)	2 (67%)	0 (0%)	0 (0%)	0	0	67%	
		[24 - 27]	n=11				1 (9%)	1 (9%)	9 (82%)	0 (0%)	0 (0%)	0	0	82%	
		[20 - 23]	n=37				3 (8%)	11 (30%)	22 (59%)	1 (3%)	0 (0%)	0	0	59%	
		[16 - 19]	n=136				9 (7%)	32 (24%)	75 (55%)	19 (14%)	0 (0%)	1	0	56%	
		[1 - 15]	n=301				47 (16%)	114 (38%)	95 (32%)	42 (14%)	0 (0%)	2	1	32%	
16	F	[28 - 36]	n=3	UM	No Change		3 (100%)	0 (0%)	0 (0%)	0 (0%)	0 (0%)	0	0	100%	

This score report was generated by Cambridge Educational Services, Inc. using an ACT, Inc. Sample/Practice exam. This report is not approved, endorsed, or authorized by ACT, Inc. and should not be viewed or used as such. ACT, PLAN, EXPLORE, and WORKKEYS are registered trademarks of ACT Inc., which is not affiliated with Cambridge Educational Services, Inc.

PLAN Error Analysis By College Readiness Standards TM

Item	Ans	Range	N=	Lvl 2	Lvl 3	Lvl 4	A/F	B/G	C/H	D/J	E/K	Omit	Error	% Correct (without omits and errors)	
		[24 - 27]	n=11				11 (100%)	0 (0%)	0 (0%)	0 (0%)	0 (0%)	0	0	100%	
		[20 - 23]	n=37				33 (89%)	4 (11%)	0 (0%)	0 (0%)	0 (0%)	0	0	89%	
		[16 - 19]	n=136				114 (84%)	20 (15%)	2 (1%)	0 (0%)	0 (0%)	0	0	84%	
		[1 - 15]	n=301				182 (60%)	88 (29%)	22 (7%)	7 (2%)	0 (0%)	1	1	61%	
17	D	[28 - 36]	n=3	UM	Grammar & Usage	Nouns & Noun Clauses	0 (0%)	0 (0%)	0 (0%)	3 (100%)	0 (0%)	0	0	100%	
		[24 - 27]	n=11				0 (0%)	0 (0%)	0 (0%)	11 (100%)	0 (0%)	0	0	100%	
		[20 - 23]	n=37				0 (0%)	0 (0%)	0 (0%)	37 (100%)	0 (0%)	0	0	100%	
		[16 - 19]	n=136				8 (6%)	10 (7%)	9 (7%)	107 (79%)	0 (0%)	2	0	80%	
		[1 - 15]	n=301				40 (13%)	25 (8%)	84 (28%)	151 (50%)	0 (0%)	1	0	50%	
18	H	[28 - 36]	n=3	UM	Sent. Struct.	Coord. & Subord.	0 (0%)	0 (0%)	3 (100%)	0 (0%)	0 (0%)	0	0	100%	
		[24 - 27]	n=11				1 (9%)	2 (18%)	8 (73%)	0 (0%)	0 (0%)	0	0	73%	
		[20 - 23]	n=37				8 (22%)	2 (5%)	27 (73%)	0 (0%)	0 (0%)	0	0	73%	
		[16 - 19]	n=136				35 (26%)	17 (13%)	68 (50%)	16 (12%)	0 (0%)	0	0	50%	
		[1 - 15]	n=301				120 (40%)	44 (15%)	90 (30%)	43 (14%)	0 (0%)	4	0	30%	
19	C	[28 - 36]	n=3	RH	Strategy	Approp. Suppor. Mat.	0 (0%)	0 (0%)	3 (100%)	0 (0%)	0 (0%)	0	0	100%	
		[24 - 27]	n=11				0 (0%)	1 (9%)	10 (91%)	0 (0%)	0 (0%)	0	0	91%	
		[20 - 23]	n=37				4 (11%)	3 (8%)	30 (81%)	0 (0%)	0 (0%)	0	0	81%	
		[16 - 19]	n=136				17 (13%)	29 (21%)	82 (60%)	8 (6%)	0 (0%)	0	0	60%	
		[1 - 15]	n=301				55 (18%)	89 (30%)	100 (33%)	51 (17%)	0 (0%)	6	0	34%	
20	F	[28 - 36]	n=3	UM	No Change		3 (100%)	0 (0%)	0 (0%)	0 (0%)	0 (0%)	0	0	100%	
		[24 - 27]	n=11				11 (100%)	0 (0%)	0 (0%)	0 (0%)	0 (0%)	0	0	100%	
		[20 - 23]	n=37				33 (89%)	2 (5%)	2 (5%)	0 (0%)	0 (0%)	0	0	89%	
		[16 - 19]	n=136				119 (88%)	8 (6%)	8 (6%)	0 (0%)	0 (0%)	1	0	88%	
		[1 - 15]	n=301				186 (62%)	54 (18%)	37 (12%)	17 (6%)	0 (0%)	7	0	63%	
21	D	[28 - 36]	n=3	UM	Grammar & Usage	Pronoun Usage	0 (0%)	0 (0%)	0 (0%)	3 (100%)	0 (0%)	0	0	100%	
		[24 - 27]	n=11				0 (0%)	2 (18%)	0 (0%)	9 (82%)	0 (0%)	0	0	82%	
		[20 - 23]	n=37				2 (5%)	14 (38%)	0 (0%)	21 (57%)	0 (0%)	0	0	57%	
		[16 - 19]	n=136				14 (10%)	57 (42%)	2 (1%)	63 (46%)	0 (0%)	0	0	46%	
		[1 - 15]	n=301				55 (18%)	122 (41%)	24 (8%)	93 (31%)	0 (0%)	7	0	32%	
22	J	[28 - 36]	n=3	UM	Sent. Struct.	Fragments	0 (0%)	0 (0%)	0 (0%)	3 (100%)	0 (0%)	0	0	100%	
		[24 - 27]	n=11				0 (0%)	0 (0%)	0 (0%)	11 (100%)	0 (0%)	0	0	100%	
		[20 - 23]	n=37				0 (0%)	2 (5%)	0 (0%)	35 (95%)	0 (0%)	0	0	95%	
		[16 - 19]	n=136				9 (7%)	27 (20%)	0 (0%)	100 (74%)	0 (0%)	0	0	74%	
		[1 - 15]	n=301				48 (16%)	77 (26%)	28 (9%)	138 (46%)	0 (0%)	9	1	47%	
23	A	[28 - 36]	n=3	RH	No Change		3 (100%)	0 (0%)	0 (0%)	0 (0%)	0 (0%)	0	0	100%	
		[24 - 27]	n=11				11 (100%)	0 (0%)	0 (0%)	0 (0%)	0 (0%)	0	0	100%	
		[20 - 23]	n=37				31 (84%)	1 (3%)	1 (3%)	4 (11%)	0 (0%)	0	0	84%	
		[16 - 19]	n=136				95 (70%)	11 (8%)	7 (5%)	23 (17%)	0 (0%)	0	0	70%	
		[1 - 15]	n=301				128 (43%)	43 (14%)	53 (18%)	68 (23%)	0 (0%)	9	0	44%	
24	J	[28 - 36]	n=3	RH	Style	Conciseness	1 (33%)	0 (0%)	0 (0%)	2 (67%)	0 (0%)	0	0	67%	

This score report was generated by Cambridge Educational Services, Inc. using an ACT Inc. Sample/Practice exam. This report is not approved, endorsed, or authorized by ACT Inc. and should not be viewed or used as such. ACT , PLAN , EXPLORE , and WORKKEYS are registered trademarks of ACT Inc., which is not affiliated with Cambridge Educational Services, Inc.

PLAN Error Analysis By College Readiness Standards TM

Item	Ans	Range	N=	Lvl 2	Lvl 3	Lvl 4	A/F	B/G	C/H	D/J	E/K	Omit	Error	% Correct (without omits and errors)	
		[24 - 27]	n=11				1 (9%)	0 (0%)	0 (0%)	10 (91%)	0 (0%)	0	0	91%	
		[20 - 23]	n=37				3 (8%)	4 (11%)	4 (11%)	26 (70%)	0 (0%)	0	0	70%	
		[16 - 19]	n=136				25 (18%)	21 (15%)	14 (10%)	76 (56%)	0 (0%)	0	0	56%	
		[1 - 15]	n=301				72 (24%)	57 (19%)	73 (24%)	85 (28%)	0 (0%)	14	0	30%	
25	C	[28 - 36]	n=3	UM	Sent. Struct.	Unintended Meanings	0 (0%)	0 (0%)	3 (100%)	0 (0%)	0 (0%)	0	0	100%	
		[24 - 27]	n=11				1 (9%)	1 (9%)	9 (82%)	0 (0%)	0 (0%)	0	0	82%	
		[20 - 23]	n=37				6 (16%)	5 (14%)	25 (68%)	1 (3%)	0 (0%)	0	0	68%	
		[16 - 19]	n=136				36 (26%)	21 (15%)	68 (50%)	11 (8%)	0 (0%)	0	0	50%	
		[1 - 15]	n=301				98 (33%)	77 (26%)	67 (22%)	37 (12%)	0 (0%)	22	0	24%	
26	G	[28 - 36]	n=3	RH	Strategy	Eff. Trans. Sent.	0 (0%)	3 (100%)	0 (0%)	0 (0%)	0 (0%)	0	0	100%	
		[24 - 27]	n=11				0 (0%)	11 (100%)	0 (0%)	0 (0%)	0 (0%)	0	0	100%	
		[20 - 23]	n=37				8 (22%)	21 (57%)	4 (11%)	4 (11%)	0 (0%)	0	0	57%	
		[16 - 19]	n=136				55 (40%)	50 (37%)	16 (12%)	15 (11%)	0 (0%)	0	0	37%	
		[1 - 15]	n=301				144 (48%)	66 (22%)	24 (8%)	39 (13%)	0 (0%)	28	0	24%	
27	D	[28 - 36]	n=3	UM	Grammar & Usage	Nouns & Noun Clauses	0 (0%)	0 (0%)	0 (0%)	3 (100%)	0 (0%)	0	0	100%	
		[24 - 27]	n=11				0 (0%)	0 (0%)	1 (9%)	10 (91%)	0 (0%)	0	0	91%	
		[20 - 23]	n=37				2 (5%)	1 (3%)	1 (3%)	33 (89%)	0 (0%)	0	0	89%	
		[16 - 19]	n=136				3 (2%)	24 (18%)	11 (8%)	97 (71%)	0 (0%)	1	0	72%	
		[1 - 15]	n=301				31 (10%)	53 (18%)	75 (25%)	108 (36%)	0 (0%)	33	1	40%	
28	H	[28 - 36]	n=3	UM	Grammar & Usage	Verb Tense	0 (0%)	0 (0%)	3 (100%)	0 (0%)	0 (0%)	0	0	100%	
		[24 - 27]	n=11				0 (0%)	1 (9%)	10 (91%)	0 (0%)	0 (0%)	0	0	91%	
		[20 - 23]	n=37				0 (0%)	5 (14%)	32 (86%)	0 (0%)	0 (0%)	0	0	86%	
		[16 - 19]	n=136				1 (1%)	52 (38%)	74 (54%)	7 (5%)	0 (0%)	2	0	55%	
		[1 - 15]	n=301				26 (9%)	117 (39%)	94 (31%)	29 (10%)	0 (0%)	35	0	35%	
29	A	[28 - 36]	n=3	UM	No Change		3 (100%)	0 (0%)	0 (0%)	0 (0%)	0 (0%)	0	0	100%	
		[24 - 27]	n=11				10 (91%)	0 (0%)	1 (9%)	0 (0%)	0 (0%)	0	0	91%	
		[20 - 23]	n=37				27 (73%)	4 (11%)	4 (11%)	2 (5%)	0 (0%)	0	0	73%	
		[16 - 19]	n=136				69 (51%)	27 (20%)	20 (15%)	18 (13%)	0 (0%)	2	0	51%	
		[1 - 15]	n=301				97 (32%)	78 (26%)	42 (14%)	40 (13%)	0 (0%)	43	1	38%	
30	G	[28 - 36]	n=3	UM	Sent. Struct.	Misplaced Modifiers	0 (0%)	3 (100%)	0 (0%)	0 (0%)	0 (0%)	0	0	100%	
		[24 - 27]	n=11				0 (0%)	11 (100%)	0 (0%)	0 (0%)	0 (0%)	0	0	100%	
		[20 - 23]	n=37				1 (3%)	35 (95%)	0 (0%)	1 (3%)	0 (0%)	0	0	95%	
		[16 - 19]	n=136				29 (21%)	99 (73%)	1 (1%)	6 (4%)	0 (0%)	1	0	73%	
		[1 - 15]	n=301				90 (30%)	90 (30%)	34 (11%)	37 (12%)	0 (0%)	49	1	36%	
31	C	[28 - 36]	n=3	UM	Grammar & Usage	Pronoun Usage	0 (0%)	0 (0%)	3 (100%)	0 (0%)	0 (0%)	0	0	100%	
		[24 - 27]	n=11				3 (27%)	0 (0%)	8 (73%)	0 (0%)	0 (0%)	0	0	73%	
		[20 - 23]	n=37				9 (24%)	2 (5%)	26 (70%)	0 (0%)	0 (0%)	0	0	70%	
		[16 - 19]	n=136				35 (26%)	19 (14%)	64 (47%)	15 (11%)	0 (0%)	1	2	48%	
		[1 - 15]	n=301				47 (16%)	70 (23%)	84 (28%)	42 (14%)	0 (0%)	57	1	35%	
32	J	[28 - 36]	n=3	UM	Grammar & Usage	Diction	0 (0%)	0 (0%)	0 (0%)	3 (100%)	0 (0%)	0	0	100%	

This score report was generated by Cambridge Educational Services, Inc. using an ACT Inc. Sample/Practice exam. This report is not approved, endorsed, or authorized by ACT Inc. and should not be viewed or used as such. ACT , PLAN , EXPLORE , and WORKKEYS are registered trademarks of ACT Inc., which is not affiliated with Cambridge Educational Services, Inc.

PLAN Error Analysis By College Readiness Standards TM

Item	Ans	Range	N=	Lvl 2	Lvl 3	Lvl 4	A/F	B/G	C/H	D/J	E/K	Omit	Error	% Correct (without omits and errors)	
		[24 - 27]	n=11				1 (9%)	1 (9%)	0 (0%)	9 (82%)	0 (0%)	0	0	82%	
		[20 - 23]	n=37				0 (0%)	0 (0%)	5 (14%)	32 (86%)	0 (0%)	0	0	86%	
		[16 - 19]	n=136				10 (7%)	10 (7%)	27 (20%)	87 (64%)	0 (0%)	2	0	65%	
		[1 - 15]	n=301				25 (8%)	28 (9%)	68 (23%)	120 (40%)	0 (0%)	60	0	50%	
33	A	[28 - 36]	n=3	UM	No Change		3 (100%)	0 (0%)	0 (0%)	0 (0%)	0 (0%)	0	0	100%	
		[24 - 27]	n=11				11 (100%)	0 (0%)	0 (0%)	0 (0%)	0 (0%)	0	0	100%	
		[20 - 23]	n=37				34 (92%)	2 (5%)	0 (0%)	1 (3%)	0 (0%)	0	0	92%	
		[16 - 19]	n=136				94 (69%)	21 (15%)	13 (10%)	5 (4%)	0 (0%)	2	1	71%	
		[1 - 15]	n=301				85 (28%)	69 (23%)	62 (21%)	20 (7%)	0 (0%)	64	1	36%	
34	H	[28 - 36]	n=3	UM	Sent. Struct.	Misplaced Modifiers	0 (0%)	0 (0%)	3 (100%)	0 (0%)	0 (0%)	0	0	100%	
		[24 - 27]	n=11				1 (9%)	1 (9%)	7 (64%)	2 (18%)	0 (0%)	0	0	64%	
		[20 - 23]	n=37				6 (16%)	0 (0%)	25 (68%)	6 (16%)	0 (0%)	0	0	68%	
		[16 - 19]	n=136				33 (24%)	14 (10%)	58 (43%)	27 (20%)	0 (0%)	4	0	44%	
		[1 - 15]	n=301				49 (16%)	60 (20%)	66 (22%)	47 (16%)	0 (0%)	79	0	30%	
35	B	[28 - 36]	n=3	UM	Punctuation	Commas	0 (0%)	3 (100%)	0 (0%)	0 (0%)	0 (0%)	0	0	100%	
		[24 - 27]	n=11				0 (0%)	9 (82%)	2 (18%)	0 (0%)	0 (0%)	0	0	82%	
		[20 - 23]	n=37				2 (5%)	31 (84%)	4 (11%)	0 (0%)	0 (0%)	0	0	84%	
		[16 - 19]	n=136				5 (4%)	90 (66%)	26 (19%)	8 (6%)	0 (0%)	7	0	70%	
		[1 - 15]	n=301				34 (11%)	86 (29%)	72 (24%)	22 (7%)	0 (0%)	86	1	40%	
36	J	[28 - 36]	n=3	RH	Style	Conciseness	0 (0%)	0 (0%)	0 (0%)	3 (100%)	0 (0%)	0	0	100%	
		[24 - 27]	n=11				0 (0%)	1 (9%)	0 (0%)	10 (91%)	0 (0%)	0	0	91%	
		[20 - 23]	n=37				0 (0%)	2 (5%)	0 (0%)	35 (95%)	0 (0%)	0	0	95%	
		[16 - 19]	n=136				26 (19%)	24 (18%)	3 (2%)	77 (57%)	0 (0%)	6	0	59%	
		[1 - 15]	n=301				79 (26%)	60 (20%)	23 (8%)	47 (16%)	0 (0%)	92	0	22%	
37	B	[28 - 36]	n=3	UM	Grammar & Usage	Diction	0 (0%)	3 (100%)	0 (0%)	0 (0%)	0 (0%)	0	0	100%	
		[24 - 27]	n=11				0 (0%)	11 (100%)	0 (0%)	0 (0%)	0 (0%)	0	0	100%	
		[20 - 23]	n=37				2 (5%)	34 (92%)	1 (3%)	0 (0%)	0 (0%)	0	0	92%	
		[16 - 19]	n=136				14 (10%)	104 (76%)	5 (4%)	5 (4%)	0 (0%)	8	0	81%	
		[1 - 15]	n=301				39 (13%)	122 (41%)	25 (8%)	18 (6%)	0 (0%)	97	0	60%	
38	F	[28 - 36]	n=3	UM	No Change		3 (100%)	0 (0%)	0 (0%)	0 (0%)	0 (0%)	0	0	100%	
		[24 - 27]	n=11				10 (91%)	1 (9%)	0 (0%)	0 (0%)	0 (0%)	0	0	91%	
		[20 - 23]	n=37				26 (70%)	8 (22%)	3 (8%)	0 (0%)	0 (0%)	0	0	70%	
		[16 - 19]	n=136				63 (46%)	46 (34%)	11 (8%)	5 (4%)	0 (0%)	11	0	50%	
		[1 - 15]	n=301				47 (16%)	101 (34%)	36 (12%)	13 (4%)	0 (0%)	104	0	24%	
39	D	[28 - 36]	n=3	UM	Punctuation	Apostrophes	0 (0%)	0 (0%)	0 (0%)	3 (100%)	0 (0%)	0	0	100%	
		[24 - 27]	n=11				1 (9%)	0 (0%)	1 (9%)	9 (82%)	0 (0%)	0	0	82%	
		[20 - 23]	n=37				2 (5%)	4 (11%)	11 (30%)	20 (54%)	0 (0%)	0	0	54%	
		[16 - 19]	n=136				20 (15%)	17 (13%)	34 (25%)	53 (39%)	0 (0%)	11	1	43%	
		[1 - 15]	n=301				45 (15%)	33 (11%)	51 (17%)	55 (18%)	0 (0%)	117	0	30%	
40	H	[28 - 36]	n=3	UM	Grammar & Usage	Faulty or Illogical Comparisons	0 (0%)	0 (0%)	3 (100%)	0 (0%)	0 (0%)	0	0	100%	

This score report was generated by Cambridge Educational Services, Inc. using an ACT, Inc. Sample/Practice exam. This report is not approved, endorsed, or authorized by ACT, Inc. and should not be viewed or used as such. ACT , PLAN , EXPLORE , and WORKKEYS are registered trademarks of ACT Inc., which is not affiliated with Cambridge Educational Services, Inc.

PLAN Error Analysis By College Readiness Standards TM

Item	Ans	Range	N=	Lvl 2	Lvl 3	Lvl 4	A/F	B/G	C/H	D/J	E/K	Omit	Error	% Correct (without omits and errors)
		[24 - 27]	n=11				0 (0%)	0 (0%)	11 (100%)	0 (0%)	0 (0%)	0	0	100%
		[20 - 23]	n=37				2 (5%)	0 (0%)	34 (92%)	1 (3%)	0 (0%)	0	0	92%
		[16 - 19]	n=136				10 (7%)	29 (21%)	81 (60%)	3 (2%)	0 (0%)	13	0	66%
		[1 - 15]	n=301				35 (12%)	52 (17%)	80 (27%)	12 (4%)	0 (0%)	122	0	45%
41	B	[28 - 36]	n=3	UM	Grammar & Usage	Diction	0 (0%)	3 (100%)	0 (0%)	0 (0%)	0 (0%)	0	0	100%
		[24 - 27]	n=11				0 (0%)	11 (100%)	0 (0%)	0 (0%)	0 (0%)	0	0	100%
		[20 - 23]	n=37				0 (0%)	36 (97%)	1 (3%)	0 (0%)	0 (0%)	0	0	97%
		[16 - 19]	n=136				10 (7%)	69 (51%)	36 (26%)	6 (4%)	0 (0%)	15	0	57%
		[1 - 15]	n=301				34 (11%)	55 (18%)	69 (23%)	14 (5%)	0 (0%)	128	1	32%
42	F	[28 - 36]	n=3	RH	No Change		2 (67%)	1 (33%)	0 (0%)	0 (0%)	0 (0%)	0	0	67%
		[24 - 27]	n=11				9 (82%)	0 (0%)	0 (0%)	2 (18%)	0 (0%)	0	0	82%
		[20 - 23]	n=37				26 (70%)	4 (11%)	2 (5%)	4 (11%)	0 (0%)	1	0	72%
		[16 - 19]	n=136				47 (35%)	24 (18%)	22 (16%)	23 (17%)	0 (0%)	20	0	41%
		[1 - 15]	n=301				43 (14%)	47 (16%)	48 (16%)	31 (10%)	0 (0%)	131	1	25%
43	D	[28 - 36]	n=3	RH	Strategy	Main Idea	0 (0%)	0 (0%)	0 (0%)	3 (100%)	0 (0%)	0	0	100%
		[24 - 27]	n=11				0 (0%)	1 (9%)	1 (9%)	9 (82%)	0 (0%)	0	0	82%
		[20 - 23]	n=37				1 (3%)	8 (22%)	5 (14%)	23 (62%)	0 (0%)	0	0	62%
		[16 - 19]	n=136				23 (17%)	30 (22%)	26 (19%)	37 (27%)	0 (0%)	20	0	32%
		[1 - 15]	n=301				42 (14%)	43 (14%)	41 (14%)	32 (11%)	0 (0%)	143	0	20%
44	H	[28 - 36]	n=3	RH	Style	Conciseness	0 (0%)	0 (0%)	3 (100%)	0 (0%)	0 (0%)	0	0	100%
		[24 - 27]	n=11				0 (0%)	0 (0%)	10 (91%)	1 (9%)	0 (0%)	0	0	91%
		[20 - 23]	n=37				13 (35%)	1 (3%)	21 (57%)	1 (3%)	0 (0%)	1	0	58%
		[16 - 19]	n=136				32 (24%)	20 (15%)	45 (33%)	16 (12%)	0 (0%)	23	0	40%
		[1 - 15]	n=301				38 (13%)	43 (14%)	41 (14%)	30 (10%)	0 (0%)	149	0	27%
45	B	[28 - 36]	n=3	UM	Sent. Struct.	Fragments	0 (0%)	3 (100%)	0 (0%)	0 (0%)	0 (0%)	0	0	100%
		[24 - 27]	n=11				0 (0%)	9 (82%)	1 (9%)	1 (9%)	0 (0%)	0	0	82%
		[20 - 23]	n=37				1 (3%)	26 (70%)	3 (8%)	5 (14%)	0 (0%)	2	0	74%
		[16 - 19]	n=136				9 (7%)	78 (57%)	13 (10%)	13 (10%)	0 (0%)	23	0	69%
		[1 - 15]	n=301				21 (7%)	78 (26%)	20 (7%)	28 (9%)	0 (0%)	153	1	53%
46	F	[28 - 36]	n=3	RH	Strategy	Approp. Suppor. Mat.	3 (100%)	0 (0%)	0 (0%)	0 (0%)	0 (0%)	0	0	100%
		[24 - 27]	n=11				11 (100%)	0 (0%)	0 (0%)	0 (0%)	0 (0%)	0	0	100%
		[20 - 23]	n=37				21 (57%)	6 (16%)	4 (11%)	3 (8%)	0 (0%)	3	0	62%
		[16 - 19]	n=136				44 (32%)	31 (23%)	20 (15%)	16 (12%)	0 (0%)	25	0	40%
		[1 - 15]	n=301				33 (11%)	40 (13%)	38 (13%)	32 (11%)	0 (0%)	158	0	23%
47	D	[28 - 36]	n=3	UM	Sent. Struct.	Coord. & Subord.	0 (0%)	0 (0%)	0 (0%)	3 (100%)	0 (0%)	0	0	100%
		[24 - 27]	n=11				0 (0%)	0 (0%)	0 (0%)	11 (100%)	0 (0%)	0	0	100%
		[20 - 23]	n=37				1 (3%)	2 (5%)	0 (0%)	30 (81%)	0 (0%)	4	0	91%
		[16 - 19]	n=136				15 (11%)	20 (15%)	7 (5%)	67 (49%)	0 (0%)	27	0	61%

This score report was generated by Cambridge Educational Services, Inc. using an ACT Inc. Sample/Practice exam. This report is not approved, endorsed, or authorized by ACT Inc. and should not be viewed or used as such. ACT , PLAN , EXPLORE , and WORKKEYS are registered trademarks of ACT Inc., which is not affiliated with Cambridge Educational Services, Inc.

PLAN Error Analysis By College Readiness Standards TM

Item	Ans	Range	N=	Lvl 2	Lvl 3	Lvl 4	A/F	B/G	C/H	D/J	E/K	Omit	Error	% Correct (without omits and errors)	
		[1 - 15]	n=301				33 (11%)	52 (17%)	23 (8%)	34 (11%)	0 (0%)	159	0	24%	
48	F	[28 - 36]	n=3	RH	Strategy	Main Idea	3 (100%)	0 (0%)	0 (0%)	0 (0%)	0 (0%)	0	0	100%	
		[24 - 27]	n=11				8 (73%)	1 (9%)	1 (9%)	1 (9%)	0 (0%)	0	0	73%	
		[20 - 23]	n=37				23 (62%)	2 (5%)	2 (5%)	6 (16%)	0 (0%)	4	0	70%	
		[16 - 19]	n=136				45 (33%)	16 (12%)	32 (24%)	14 (10%)	0 (0%)	29	0	42%	
		[1 - 15]	n=301				28 (9%)	44 (15%)	41 (14%)	28 (9%)	0 (0%)	160	0	20%	
49	A	[28 - 36]	n=3	RH	Org.	Sent.-Lev. Struct.	3 (100%)	0 (0%)	0 (0%)	0 (0%)	0 (0%)	0	0	100%	
		[24 - 27]	n=11				8 (73%)	0 (0%)	1 (9%)	0 (0%)	0 (0%)	1	1	89%	
		[20 - 23]	n=37				21 (57%)	6 (16%)	3 (8%)	2 (5%)	0 (0%)	5	0	66%	
		[16 - 19]	n=136				55 (40%)	25 (18%)	20 (15%)	3 (2%)	0 (0%)	33	0	53%	
		[1 - 15]	n=301				50 (17%)	33 (11%)	30 (10%)	20 (7%)	0 (0%)	168	0	38%	
50	H	[28 - 36]	n=3	RH	Strategy	Main Idea	0 (0%)	0 (0%)	3 (100%)	0 (0%)	0 (0%)	0	0	100%	
		[24 - 27]	n=11				1 (9%)	1 (9%)	8 (73%)	0 (0%)	0 (0%)	1	0	80%	
		[20 - 23]	n=37				4 (11%)	5 (14%)	20 (54%)	3 (8%)	0 (0%)	5	0	63%	
		[16 - 19]	n=136				22 (16%)	25 (18%)	38 (28%)	15 (11%)	0 (0%)	36	0	38%	
		[1 - 15]	n=301				50 (17%)	33 (11%)	28 (9%)	19 (6%)	0 (0%)	171	0	22%	

This score report was generated by Cambridge Educational Services, Inc. using an ACT, Inc. Sample/Practice exam. This report is not approved, endorsed, or authorized by ACT, Inc. and should not be viewed or used as such. ACT®, PLAN®, EXPLORE®, and WORKKEYS® are registered trademarks of ACT, Inc., which is not affiliated with Cambridge Educational Services, Inc.

PLAN® Error Analysis By College Readiness Standards TM

Item	Ans	Range	N=	Lvl 2	Lvl 3	Lvl 4	A/F	B/G	C/H	D/J	E/K	Omit	Error	% Correct (without omits and errors)
Mathematics (Level 1) - 40 items (45%)														
1	C	[28 - 36]	n=10	GT	Lines & Angles		0 (0%)	0 (0%)	9 (90%)	1 (10%)	0 (0%)	0	0	90%
		[24 - 27]	n=18				0 (0%)	0 (0%)	18 (100%)	0 (0%)	0 (0%)	0	0	100%
		[20 - 23]	n=43				0 (0%)	0 (0%)	42 (98%)	1 (2%)	0 (0%)	0	0	98%
		[16 - 19]	n=182				8 (4%)	5 (3%)	162 (89%)	3 (2%)	3 (2%)	1	0	90%
		[1 - 15]	n=235				32 (14%)	18 (8%)	160 (68%)	12 (5%)	11 (5%)	1	1	69%
2	K	[28 - 36]	n=10	EA	Simple Manip.		0 (0%)	0 (0%)	0 (0%)	0 (0%)	10 (100%)	0	0	100%
		[24 - 27]	n=18				0 (0%)	0 (0%)	0 (0%)	0 (0%)	18 (100%)	0	0	100%
		[20 - 23]	n=43				0 (0%)	0 (0%)	0 (0%)	0 (0%)	43 (100%)	0	0	100%
		[16 - 19]	n=182				8 (4%)	8 (4%)	4 (2%)	5 (3%)	156 (86%)	1	0	86%
		[1 - 15]	n=235				29 (12%)	58 (25%)	25 (11%)	15 (6%)	107 (46%)	1	0	46%
3	D	[28 - 36]	n=10	EA	Alg. Functions	Functions as Models	0 (0%)	0 (0%)	0 (0%)	10 (100%)	0 (0%)	0	0	100%
		[24 - 27]	n=18				0 (0%)	0 (0%)	0 (0%)	18 (100%)	0 (0%)	0	0	100%
		[20 - 23]	n=43				0 (0%)	1 (2%)	2 (5%)	39 (91%)	1 (2%)	0	0	91%
		[16 - 19]	n=182				1 (1%)	4 (2%)	48 (26%)	113 (62%)	15 (8%)	1	0	62%
		[1 - 15]	n=235				8 (3%)	27 (11%)	91 (39%)	72 (31%)	35 (15%)	2	0	31%
4	H	[28 - 36]	n=10	EA	Common Arith.	Prop. of Numbers	0 (0%)	0 (0%)	10 (100%)	0 (0%)	0 (0%)	0	0	100%
		[24 - 27]	n=18				0 (0%)	0 (0%)	18 (100%)	0 (0%)	0 (0%)	0	0	100%
		[20 - 23]	n=43				0 (0%)	1 (2%)	41 (95%)	0 (0%)	1 (2%)	0	0	95%
		[16 - 19]	n=182				7 (4%)	6 (3%)	140 (77%)	12 (7%)	14 (8%)	3	0	78%
		[1 - 15]	n=235				19 (8%)	43 (18%)	110 (47%)	21 (9%)	39 (17%)	3	0	47%
5	D	[28 - 36]	n=10	EA	Complic. Arith. App.		0 (0%)	0 (0%)	0 (0%)	10 (100%)	0 (0%)	0	0	100%
		[24 - 27]	n=18				0 (0%)	0 (0%)	0 (0%)	18 (100%)	0 (0%)	0	0	100%
		[20 - 23]	n=43				0 (0%)	0 (0%)	1 (2%)	42 (98%)	0 (0%)	0	0	98%
		[16 - 19]	n=182				5 (3%)	5 (3%)	14 (8%)	157 (86%)	0 (0%)	1	0	87%
		[1 - 15]	n=235				18 (8%)	27 (11%)	48 (20%)	124 (53%)	15 (6%)	3	0	53%
6	H	[28 - 36]	n=10	EA	Averages		0 (0%)	0 (0%)	10 (100%)	0 (0%)	0 (0%)	0	0	100%
		[24 - 27]	n=18				0 (0%)	0 (0%)	17 (94%)	1 (6%)	0 (0%)	0	0	94%
		[20 - 23]	n=43				2 (5%)	2 (5%)	35 (81%)	2 (5%)	2 (5%)	0	0	81%
		[16 - 19]	n=182				22 (12%)	30 (16%)	107 (59%)	11 (6%)	10 (5%)	2	0	69%
		[1 - 15]	n=235				61 (26%)	52 (22%)	50 (21%)	36 (15%)	33 (14%)	3	0	22%
7	B	[28 - 36]	n=10	EA	Simple Manip.		0 (0%)	10 (100%)	0 (0%)	0 (0%)	0 (0%)	0	0	100%
		[24 - 27]	n=18				0 (0%)	18 (100%)	0 (0%)	0 (0%)	0 (0%)	0	0	100%
		[20 - 23]	n=43				0 (0%)	41 (95%)	0 (0%)	0 (0%)	2 (5%)	0	0	95%
		[16 - 19]	n=182				3 (2%)	137 (75%)	4 (2%)	1 (1%)	36 (20%)	1	0	76%
		[1 - 15]	n=235				12 (5%)	95 (40%)	31 (13%)	24 (10%)	69 (29%)	3	1	41%
8	J	[28 - 36]	n=10	EA	Common Arith.	Percents	0 (0%)	0 (0%)	0 (0%)	10 (100%)	0 (0%)	0	0	100%
		[24 - 27]	n=18				0 (0%)	0 (0%)	0 (0%)	18 (100%)	0 (0%)	0	0	100%

This score report was generated by Cambridge Educational Services, Inc. using an ACT, Inc. Sample/Practice exam. This report is not approved, endorsed, or authorized by ACT, Inc. and should not be viewed or used as such. ACT , PLAN , EXPLORE , and WORKKEYS are registered trademarks of ACT, Inc., which is not affiliated with Cambridge Educational Services, Inc.

PLAN Error Analysis By College Readiness Standards TM

Item	Ans	Range	N=	Lvl 2	Lvl 3	Lvl 4	A/F	B/G	C/H	D/J	E/K	Omit	Error	% Correct (without omits and errors)	
		[20 - 23]	n=43				1 (2%)	3 (7%)	0 (0%)	37 (86%)	2 (5%)	0	0	86%	
		[16 - 19]	n=182				11 (6%)	13 (7%)	3 (2%)	129 (71%)	26 (14%)	0	0	71%	
		[1 - 15]	n=235				32 (14%)	33 (14%)	24 (10%)	79 (34%)	63 (27%)	4	0	34%	
9	D	[28 - 36]	n=10	EA	Manip. Alg. Expr.	Evaluating Expr.	0 (0%)	0 (0%)	0 (0%)	10 (100%)	0 (0%)	0	0	100%	
		[24 - 27]	n=18				0 (0%)	1 (6%)	2 (11%)	15 (83%)	0 (0%)	0	0	83%	
		[20 - 23]	n=43				2 (5%)	2 (5%)	3 (7%)	35 (81%)	0 (0%)	1	0	83%	
		[16 - 19]	n=182				8 (4%)	23 (13%)	45 (25%)	101 (55%)	4 (2%)	1	0	56%	
		[1 - 15]	n=235				47 (20%)	59 (25%)	62 (26%)	49 (21%)	14 (6%)	4	0	21%	
10	F	[28 - 36]	n=10	GT	Slope-Intercept Form		10 (100%)	0 (0%)	0 (0%)	0 (0%)	0 (0%)	0	0	100%	
		[24 - 27]	n=18				18 (100%)	0 (0%)	0 (0%)	0 (0%)	0 (0%)	0	0	100%	
		[20 - 23]	n=43				36 (84%)	4 (9%)	2 (5%)	0 (0%)	0 (0%)	1	0	86%	
		[16 - 19]	n=182				133 (73%)	19 (10%)	16 (9%)	7 (4%)	5 (3%)	2	0	74%	
		[1 - 15]	n=235				117 (50%)	30 (13%)	39 (17%)	22 (9%)	21 (9%)	6	0	51%	
11	A	[28 - 36]	n=10	EA	Manip. Alg. Expr.	Basic Alg. Manip.	8 (80%)	0 (0%)	1 (10%)	0 (0%)	1 (10%)	0	0	80%	
		[24 - 27]	n=18				13 (72%)	1 (6%)	0 (0%)	0 (0%)	4 (22%)	0	0	72%	
		[20 - 23]	n=43				26 (60%)	3 (7%)	3 (7%)	0 (0%)	10 (23%)	0	1	62%	
		[16 - 19]	n=182				92 (51%)	25 (14%)	15 (8%)	13 (7%)	36 (20%)	1	0	51%	
		[1 - 15]	n=235				68 (29%)	57 (24%)	46 (20%)	35 (15%)	24 (10%)	5	0	30%	
12	K	[28 - 36]	n=10	EA	Simple Manip.		0 (0%)	0 (0%)	0 (0%)	0 (0%)	10 (100%)	0	0	100%	
		[24 - 27]	n=18				0 (0%)	0 (0%)	0 (0%)	0 (0%)	18 (100%)	0	0	100%	
		[20 - 23]	n=43				0 (0%)	1 (2%)	1 (2%)	3 (7%)	37 (86%)	1	0	88%	
		[16 - 19]	n=182				4 (2%)	10 (5%)	23 (13%)	17 (9%)	128 (70%)	0	0	70%	
		[1 - 15]	n=235				34 (14%)	46 (20%)	43 (18%)	39 (17%)	67 (29%)	3	3	29%	
13	D	[28 - 36]	n=10	EA	Common Arith.	Proportions	0 (0%)	0 (0%)	1 (10%)	9 (90%)	0 (0%)	0	0	90%	
		[24 - 27]	n=18				0 (0%)	0 (0%)	1 (6%)	16 (89%)	1 (6%)	0	0	89%	
		[20 - 23]	n=43				0 (0%)	2 (5%)	0 (0%)	40 (93%)	1 (2%)	0	0	93%	
		[16 - 19]	n=182				11 (6%)	26 (14%)	33 (18%)	88 (48%)	23 (13%)	1	0	49%	
		[1 - 15]	n=235				33 (14%)	49 (21%)	58 (25%)	57 (24%)	32 (14%)	6	0	25%	
14	F	[28 - 36]	n=10	GT	Geo.		9 (90%)	0 (0%)	0 (0%)	0 (0%)	0 (0%)	0	1	100%	
		[24 - 27]	n=18				17 (94%)	0 (0%)	0 (0%)	1 (6%)	0 (0%)	0	0	94%	
		[20 - 23]	n=43				25 (58%)	1 (2%)	0 (0%)	14 (33%)	2 (5%)	1	0	60%	
		[16 - 19]	n=182				90 (49%)	10 (5%)	7 (4%)	60 (33%)	15 (8%)	0	0	49%	
		[1 - 15]	n=235				50 (21%)	35 (15%)	29 (12%)	92 (39%)	24 (10%)	5	0	22%	
15	D	[28 - 36]	n=10	EA	Manip. Alg. Expr.	Evaluating Expr.	0 (0%)	0 (0%)	0 (0%)	10 (100%)	0 (0%)	0	0	100%	
		[24 - 27]	n=18				0 (0%)	1 (6%)	1 (6%)	16 (89%)	0 (0%)	0	0	89%	
		[20 - 23]	n=43				2 (5%)	1 (2%)	11 (26%)	29 (67%)	0 (0%)	0	0	67%	
		[16 - 19]	n=182				18 (10%)	13 (7%)	36 (20%)	106 (58%)	5 (3%)	4	0	60%	
		[1 - 15]	n=235				39 (17%)	51 (22%)	59 (25%)	57 (24%)	23 (10%)	5	1	25%	
16	J	[28 - 36]	n=10	EA	Common Arith.	Prop. of Numbers	0 (0%)	0 (0%)	1 (10%)	9 (90%)	0 (0%)	0	0	90%	

This score report was generated by Cambridge Educational Services, Inc. using an ACT, Inc. Sample/Practice exam. This report is not approved, endorsed, or authorized by ACT, Inc. and should not be viewed or used as such. ACT, PLAN, EXPLORE, and WORKKEYS are registered trademarks of ACT, Inc., which is not affiliated with Cambridge Educational Services, Inc.

PLAN Error Analysis By College Readiness Standards TM

Item	Ans	Range	N=	Lvl 2	Lvl 3	Lvl 4	A/F	B/G	C/H	D/J	E/K	Omit	Error	% Correct (without omits and errors)
		[24 - 27]	n=18				1 (6%)	3 (17%)	1 (6%)	13 (72%)	0 (0%)	0	0	72%
		[20 - 23]	n=43				1 (2%)	3 (7%)	3 (7%)	35 (81%)	1 (2%)	0	0	81%
		[16 - 19]	n=182				7 (4%)	20 (11%)	31 (17%)	119 (65%)	5 (3%)	0	0	65%
		[1 - 15]	n=235				36 (15%)	42 (18%)	50 (21%)	68 (29%)	26 (11%)	11	2	31%
17	A	[28 - 36]	n=10	EA	Manip. Alg. Expr.	Basic Alg. Manip.	10 (100%)	0 (0%)	0 (0%)	0 (0%)	0 (0%)	0	0	100%
		[24 - 27]	n=18				18 (100%)	0 (0%)	0 (0%)	0 (0%)	0 (0%)	0	0	100%
		[20 - 23]	n=43				43 (100%)	0 (0%)	0 (0%)	0 (0%)	0 (0%)	0	0	100%
		[16 - 19]	n=182				150 (82%)	2 (1%)	17 (9%)	2 (1%)	10 (5%)	1	0	83%
		[1 - 15]	n=235				95 (40%)	17 (7%)	76 (32%)	15 (6%)	28 (12%)	4	0	41%
18	K	[28 - 36]	n=10	EA	Simple Manip.		0 (0%)	0 (0%)	1 (10%)	0 (0%)	9 (90%)	0	0	90%
		[24 - 27]	n=18				0 (0%)	0 (0%)	1 (6%)	1 (6%)	16 (89%)	0	0	89%
		[20 - 23]	n=43				0 (0%)	0 (0%)	3 (7%)	1 (2%)	39 (91%)	0	0	91%
		[16 - 19]	n=182				8 (4%)	8 (4%)	22 (12%)	13 (7%)	130 (71%)	1	0	72%
		[1 - 15]	n=235				49 (21%)	31 (13%)	37 (16%)	32 (14%)	79 (34%)	5	2	35%
19	E	[28 - 36]	n=10	EA	Simple Manip.		0 (0%)	0 (0%)	1 (10%)	2 (20%)	7 (70%)	0	0	70%
		[24 - 27]	n=18				0 (0%)	1 (6%)	1 (6%)	2 (11%)	12 (67%)	1	1	75%
		[20 - 23]	n=43				1 (2%)	5 (12%)	3 (7%)	5 (12%)	29 (67%)	0	0	67%
		[16 - 19]	n=182				4 (2%)	15 (8%)	18 (10%)	6 (3%)	138 (76%)	1	0	76%
		[1 - 15]	n=235				15 (6%)	46 (20%)	43 (18%)	25 (11%)	100 (43%)	5	1	44%
20	G	[28 - 36]	n=10	GT	Rectangles & Squares		1 (10%)	9 (90%)	0 (0%)	0 (0%)	0 (0%)	0	0	90%
		[24 - 27]	n=18				1 (6%)	16 (89%)	1 (6%)	0 (0%)	0 (0%)	0	0	89%
		[20 - 23]	n=43				8 (19%)	31 (72%)	2 (5%)	2 (5%)	0 (0%)	0	0	72%
		[16 - 19]	n=182				39 (21%)	102 (56%)	9 (5%)	22 (12%)	9 (5%)	1	0	56%
		[1 - 15]	n=235				53 (23%)	70 (30%)	21 (9%)	51 (22%)	31 (13%)	9	0	31%
21	C	[28 - 36]	n=10	GT	Tri.	Pythagorean Theorem	0 (0%)	0 (0%)	9 (90%)	1 (10%)	0 (0%)	0	0	90%
		[24 - 27]	n=18				0 (0%)	0 (0%)	17 (94%)	0 (0%)	1 (6%)	0	0	94%
		[20 - 23]	n=43				3 (7%)	0 (0%)	31 (72%)	9 (21%)	0 (0%)	0	0	72%
		[16 - 19]	n=182				16 (9%)	15 (8%)	84 (46%)	56 (31%)	10 (5%)	1	0	46%
		[1 - 15]	n=235				40 (17%)	41 (17%)	68 (29%)	58 (25%)	14 (6%)	12	2	31%
22	H	[28 - 36]	n=10	EA	Common Arith.	Abs. Value	3 (30%)	0 (0%)	7 (70%)	0 (0%)	0 (0%)	0	0	70%
		[24 - 27]	n=18				5 (28%)	0 (0%)	9 (50%)	1 (6%)	3 (17%)	0	0	50%
		[20 - 23]	n=43				20 (47%)	0 (0%)	15 (35%)	2 (5%)	6 (14%)	0	0	35%
		[16 - 19]	n=182				140 (77%)	2 (1%)	24 (13%)	14 (8%)	1 (1%)	1	0	13%
		[1 - 15]	n=235				158 (67%)	25 (11%)	13 (6%)	20 (9%)	5 (2%)	13	1	6%
23	B	[28 - 36]	n=10	GT	Lines & Angles		0 (0%)	10 (100%)	0 (0%)	0 (0%)	0 (0%)	0	0	100%
		[24 - 27]	n=18				0 (0%)	17 (94%)	0 (0%)	1 (6%)	0 (0%)	0	0	94%
		[20 - 23]	n=43				4 (9%)	39 (91%)	0 (0%)	0 (0%)	0 (0%)	0	0	91%
		[16 - 19]	n=182				31 (17%)	101 (55%)	29 (16%)	12 (7%)	8 (4%)	0	1	56%
		[1 - 15]	n=235				43 (18%)	50 (21%)	78 (33%)	34 (14%)	16 (7%)	13	1	23%
24	G	[28 - 36]	n=10	EA	Solving Eq. w/1 Var.	Simple Ineq.	0 (0%)	10 (100%)	0 (0%)	0 (0%)	0 (0%)	0	0	100%

This score report was generated by Cambridge Educational Services, Inc. using an ACT Inc. Sample/Practice exam. This report is not approved, endorsed, or authorized by ACT Inc. and should not be viewed or used as such. ACT , PLAN , EXPLORE , and WORKKEYS are registered trademarks of ACT Inc., which is not affiliated with Cambridge Educational Services, Inc.

PLAN Error Analysis By College Readiness Standards TM

Item	Ans	Range	N=	Lvl 2	Lvl 3	Lvl 4	A/F	B/G	C/H	D/J	E/K	Omit	Error	% Correct (without omits and errors)
		[24 - 27]	n=18				5 (28%)	8 (44%)	4 (22%)	1 (6%)	0 (0%)	0	0	44%
		[20 - 23]	n=43				7 (16%)	22 (51%)	8 (19%)	6 (14%)	0 (0%)	0	0	51%
		[16 - 19]	n=182				39 (21%)	56 (31%)	52 (29%)	24 (13%)	7 (4%)	2	2	31%
		[1 - 15]	n=235				38 (16%)	48 (20%)	79 (34%)	38 (16%)	18 (8%)	14	0	22%
25	A	[28 - 36]	n=10	GT	Coord. System		10 (100%)	0 (0%)	0 (0%)	0 (0%)	0 (0%)	0	0	100%
		[24 - 27]	n=18				16 (89%)	2 (11%)	0 (0%)	0 (0%)	0 (0%)	0	0	89%
		[20 - 23]	n=43				41 (95%)	2 (5%)	0 (0%)	0 (0%)	0 (0%)	0	0	95%
		[16 - 19]	n=182				92 (51%)	45 (25%)	20 (11%)	12 (7%)	12 (7%)	1	0	51%
		[1 - 15]	n=235				30 (13%)	50 (21%)	52 (22%)	54 (23%)	31 (13%)	16	2	14%
26	H	[28 - 36]	n=10	GT	Graphs of Quadratic Equations		0 (0%)	1 (10%)	9 (90%)	0 (0%)	0 (0%)	0	0	90%
		[24 - 27]	n=18				2 (11%)	1 (6%)	10 (56%)	3 (17%)	2 (11%)	0	0	56%
		[20 - 23]	n=43				2 (5%)	2 (5%)	27 (63%)	8 (19%)	4 (9%)	0	0	63%
		[16 - 19]	n=182				12 (7%)	22 (12%)	73 (40%)	45 (25%)	26 (14%)	3	1	41%
		[1 - 15]	n=235				22 (9%)	54 (23%)	57 (24%)	52 (22%)	27 (11%)	22	1	27%
27	A	[28 - 36]	n=10	GT	Tri.	Working w/Tri.	10 (100%)	0 (0%)	0 (0%)	0 (0%)	0 (0%)	0	0	100%
		[24 - 27]	n=18				18 (100%)	0 (0%)	0 (0%)	0 (0%)	0 (0%)	0	0	100%
		[20 - 23]	n=43				32 (74%)	8 (19%)	2 (5%)	1 (2%)	0 (0%)	0	0	74%
		[16 - 19]	n=182				74 (41%)	74 (41%)	5 (3%)	15 (8%)	13 (7%)	1	0	41%
		[1 - 15]	n=235				66 (28%)	86 (37%)	24 (10%)	25 (11%)	12 (5%)	21	1	31%
28	H	[28 - 36]	n=10	EA	Stats. & Prob.		0 (0%)	1 (10%)	9 (90%)	0 (0%)	0 (0%)	0	0	90%
		[24 - 27]	n=18				0 (0%)	0 (0%)	18 (100%)	0 (0%)	0 (0%)	0	0	100%
		[20 - 23]	n=43				2 (5%)	9 (21%)	23 (53%)	6 (14%)	2 (5%)	1	0	55%
		[16 - 19]	n=182				43 (24%)	22 (12%)	65 (36%)	41 (23%)	5 (3%)	5	1	37%
		[1 - 15]	n=235				70 (30%)	23 (10%)	47 (20%)	52 (22%)	19 (8%)	23	1	22%
29	D	[28 - 36]	n=10	GT	Complex Figures		0 (0%)	0 (0%)	0 (0%)	10 (100%)	0 (0%)	0	0	100%
		[24 - 27]	n=18				0 (0%)	0 (0%)	1 (6%)	17 (94%)	0 (0%)	0	0	94%
		[20 - 23]	n=43				1 (2%)	4 (9%)	2 (5%)	35 (81%)	1 (2%)	0	0	81%
		[16 - 19]	n=182				11 (6%)	39 (21%)	27 (15%)	93 (51%)	10 (5%)	2	0	62%
		[1 - 15]	n=235				26 (11%)	55 (23%)	62 (26%)	39 (17%)	23 (10%)	30	0	19%
30	H	[28 - 36]	n=10	EA	Data Representation	Pie Charts	1 (10%)	1 (10%)	8 (80%)	0 (0%)	0 (0%)	0	0	80%
		[24 - 27]	n=18				5 (28%)	0 (0%)	13 (72%)	0 (0%)	0 (0%)	0	0	72%
		[20 - 23]	n=43				11 (26%)	4 (9%)	24 (56%)	4 (9%)	0 (0%)	0	0	56%
		[16 - 19]	n=182				73 (40%)	38 (21%)	49 (27%)	11 (6%)	6 (3%)	5	0	28%
		[1 - 15]	n=235				89 (38%)	48 (20%)	33 (14%)	14 (6%)	17 (7%)	34	0	16%
31	D	[28 - 36]	n=10	GT	Coord. System		0 (0%)	0 (0%)	2 (20%)	8 (80%)	0 (0%)	0	0	80%
		[24 - 27]	n=18				0 (0%)	5 (28%)	0 (0%)	13 (72%)	0 (0%)	0	0	72%
		[20 - 23]	n=43				0 (0%)	5 (12%)	6 (14%)	30 (70%)	1 (2%)	1	0	71%
		[16 - 19]	n=182				15 (8%)	35 (19%)	25 (14%)	91 (50%)	5 (3%)	11	0	53%
		[1 - 15]	n=235				46 (20%)	50 (21%)	34 (14%)	50 (21%)	14 (6%)	41	0	26%
32	G	[28 - 36]	n=10	GT	Complex Figures		0 (0%)	10 (100%)	0 (0%)	0 (0%)	0 (0%)	0	0	100%

This score report was generated by Cambridge Educational Services, Inc. using an ACT Inc. Sample/Practice exam. This report is not approved, endorsed, or authorized by ACT Inc. and should not be viewed or used as such. ACT , PLAN , EXPLORE , and WORKKEYS are registered trademarks of ACT Inc., which is not affiliated with Cambridge Educational Services, Inc.

PLAN Error Analysis By College Readiness Standards TM

Item	Ans	Range	N=	Lvl 2	Lvl 3	Lvl 4	A/F	B/G	C/H	D/J	E/K	Omit	Error	% Correct (without omits and errors)
		[24 - 27]	n=18				0 (0%)	16 (89%)	1 (6%)	1 (6%)	0 (0%)	0	0	89%
		[20 - 23]	n=43				2 (5%)	31 (72%)	7 (16%)	2 (5%)	0 (0%)	1	0	74%
		[16 - 19]	n=182				21 (12%)	71 (39%)	31 (17%)	28 (15%)	17 (9%)	14	0	42%
		[1 - 15]	n=235				20 (9%)	41 (17%)	51 (22%)	49 (21%)	31 (13%)	43	0	21%
33	B	[28 - 36]	n=10	GT	Qual. Behavior of Graphs of Funct.		3 (30%)	5 (50%)	1 (10%)	1 (10%)	0 (0%)	0	0	50%
		[24 - 27]	n=18				2 (11%)	10 (56%)	2 (11%)	3 (17%)	0 (0%)	1	0	59%
		[20 - 23]	n=43				9 (21%)	13 (30%)	11 (26%)	8 (19%)	1 (2%)	1	0	31%
		[16 - 19]	n=182				25 (14%)	57 (31%)	44 (24%)	18 (10%)	19 (10%)	19	0	35%
		[1 - 15]	n=235				26 (11%)	60 (26%)	58 (25%)	22 (9%)	18 (8%)	51	0	33%
34	H	[28 - 36]	n=10	GT	Slope of a Line		0 (0%)	0 (0%)	8 (80%)	1 (10%)	1 (10%)	0	0	80%
		[24 - 27]	n=18				2 (11%)	2 (11%)	13 (72%)	0 (0%)	1 (6%)	0	0	72%
		[20 - 23]	n=43				2 (5%)	6 (14%)	21 (49%)	9 (21%)	3 (7%)	2	0	51%
		[16 - 19]	n=182				23 (13%)	52 (29%)	47 (26%)	22 (12%)	18 (10%)	20	0	29%
		[1 - 15]	n=235				39 (17%)	50 (21%)	48 (20%)	29 (12%)	14 (6%)	55	0	27%
35	A	[28 - 36]	n=10	GT	Rectangles & Squares		5 (50%)	0 (0%)	4 (40%)	1 (10%)	0 (0%)	0	0	50%
		[24 - 27]	n=18				11 (61%)	1 (6%)	6 (33%)	0 (0%)	0 (0%)	0	0	61%
		[20 - 23]	n=43				14 (33%)	6 (14%)	10 (23%)	9 (21%)	2 (5%)	2	0	34%
		[16 - 19]	n=182				30 (16%)	40 (22%)	49 (27%)	27 (15%)	8 (4%)	28	0	19%
		[1 - 15]	n=235				20 (9%)	60 (26%)	40 (17%)	36 (15%)	17 (7%)	62	0	12%
36	K	[28 - 36]	n=10	EA	Solving Eq. w/1 Var.	Eq. Inv. Abs.Value	1 (10%)	0 (0%)	0 (0%)	0 (0%)	9 (90%)	0	0	90%
		[24 - 27]	n=18				2 (11%)	1 (6%)	0 (0%)	1 (6%)	14 (78%)	0	0	78%
		[20 - 23]	n=43				4 (9%)	11 (26%)	2 (5%)	4 (9%)	19 (44%)	3	0	48%
		[16 - 19]	n=182				30 (16%)	57 (31%)	18 (10%)	20 (11%)	30 (16%)	27	0	19%
		[1 - 15]	n=235				26 (11%)	60 (26%)	32 (14%)	33 (14%)	17 (7%)	67	0	10%
37	B	[28 - 36]	n=10	EA	Simple Manip.		0 (0%)	9 (90%)	0 (0%)	0 (0%)	1 (10%)	0	0	90%
		[24 - 27]	n=18				0 (0%)	10 (56%)	4 (22%)	0 (0%)	2 (11%)	2	0	63%
		[20 - 23]	n=43				4 (9%)	17 (40%)	9 (21%)	8 (19%)	1 (2%)	4	0	44%
		[16 - 19]	n=182				31 (17%)	42 (23%)	33 (18%)	32 (18%)	11 (6%)	32	1	28%
		[1 - 15]	n=235				57 (24%)	23 (10%)	30 (13%)	32 (14%)	19 (8%)	74	0	14%
38	K	[28 - 36]	n=10	GT	Transformations & Graphs of Funct		0 (0%)	0 (0%)	1 (10%)	0 (0%)	9 (90%)	0	0	90%
		[24 - 27]	n=18				1 (6%)	3 (17%)	2 (11%)	4 (22%)	6 (33%)	2	0	38%
		[20 - 23]	n=43				8 (19%)	5 (12%)	6 (14%)	6 (14%)	13 (30%)	5	0	34%
		[16 - 19]	n=182				29 (16%)	24 (13%)	28 (15%)	35 (19%)	29 (16%)	37	0	20%
		[1 - 15]	n=235				24 (10%)	36 (15%)	47 (20%)	36 (15%)	16 (7%)	76	0	10%
39	E	[28 - 36]	n=10	EA	Stats. & Prob.		0 (0%)	0 (0%)	0 (0%)	1 (10%)	9 (90%)	0	0	90%
		[24 - 27]	n=18				0 (0%)	2 (11%)	5 (28%)	2 (11%)	7 (39%)	2	0	44%
		[20 - 23]	n=43				2 (5%)	4 (9%)	10 (23%)	10 (23%)	11 (26%)	6	0	30%
		[16 - 19]	n=182				15 (8%)	33 (18%)	37 (20%)	28 (15%)	32 (18%)	37	0	22%
		[1 - 15]	n=235				23 (10%)	34 (14%)	29 (12%)	43 (18%)	21 (9%)	83	2	14%
40	K	[28 - 36]	n=10	GT	Complex Figures		0 (0%)	0 (0%)	2 (20%)	6 (60%)	2 (20%)	0	0	20%

This score report was generated by Cambridge Educational Services, Inc. using an ACT, Inc. Sample/Practice exam. This report is not approved, endorsed, or authorized by ACT, Inc. and should not be viewed or used as such. ACT, PLAN, EXPLORE, and WORKKEYS are registered trademarks of ACT, Inc., which is not affiliated with Cambridge Educational Services, Inc.

PLAN Error Analysis By College Readiness Standards TM

Item	Ans	Range	N=	Lvl 2	Lvl 3	Lvl 4	A/F	B/G	C/H	D/J	E/K	Omit	Error	% Correct (without omits and errors)
		[24 - 27]	n=18				1 (6%)	2 (11%)	5 (28%)	4 (22%)	4 (22%)	2	0	25%
		[20 - 23]	n=43				4 (9%)	5 (12%)	8 (19%)	14 (33%)	6 (14%)	6	0	16%
		[16 - 19]	n=182				20 (11%)	14 (8%)	34 (19%)	47 (26%)	25 (14%)	42	0	18%
		[1 - 15]	n=235				26 (11%)	34 (14%)	35 (15%)	31 (13%)	28 (12%)	81	0	18%

This score report was generated by Cambridge Educational Services, Inc. using an ACT, Inc. Sample/Practice exam. This report is not approved, endorsed, or authorized by ACT, Inc. and should not be viewed or used as such. ACT®, PLAN®, EXPLORE®, and WORKKEYS® are registered trademarks of ACT, Inc., which is not affiliated with Cambridge Educational Services, Inc.

PLAN® Error Analysis By College Readiness Standards TM

Item	Ans	Range	N=	Lvl 2	Lvl 3	Lvl 4	A/F	B/G	C/H	D/J	E/K	Omit	Error	% Correct (without omits and errors)
Reading (Level 1) - 25 items (50%)														
1	D	[28 - 36]	n=2	AL	Voice		0 (0%)	0 (0%)	0 (0%)	2 (100%)	0 (0%)	0	0	100%
		[24 - 27]	n=21				0 (0%)	0 (0%)	0 (0%)	21 (100%)	0 (0%)	0	0	100%
		[20 - 23]	n=48				4 (8%)	2 (4%)	1 (2%)	41 (85%)	0 (0%)	0	0	85%
		[16 - 19]	n=128				12 (9%)	16 (13%)	3 (2%)	97 (76%)	0 (0%)	0	0	76%
		[1 - 15]	n=289				70 (24%)	60 (21%)	41 (14%)	116 (40%)	0 (0%)	1	1	40%
2	G	[28 - 36]	n=2	AL	Explicit Detail		0 (0%)	2 (100%)	0 (0%)	0 (0%)	0 (0%)	0	0	100%
		[24 - 27]	n=21				0 (0%)	19 (90%)	0 (0%)	2 (10%)	0 (0%)	0	0	90%
		[20 - 23]	n=48				4 (8%)	28 (58%)	4 (8%)	12 (25%)	0 (0%)	0	0	58%
		[16 - 19]	n=128				24 (19%)	52 (41%)	14 (11%)	38 (30%)	0 (0%)	0	0	41%
		[1 - 15]	n=289				85 (29%)	57 (20%)	63 (22%)	82 (28%)	0 (0%)	2	0	20%
3	A	[28 - 36]	n=2	AL	Implied Idea		2 (100%)	0 (0%)	0 (0%)	0 (0%)	0 (0%)	0	0	100%
		[24 - 27]	n=21				21 (100%)	0 (0%)	0 (0%)	0 (0%)	0 (0%)	0	0	100%
		[20 - 23]	n=48				43 (90%)	1 (2%)	1 (2%)	3 (6%)	0 (0%)	0	0	90%
		[16 - 19]	n=128				109 (85%)	6 (5%)	5 (4%)	8 (6%)	0 (0%)	0	0	85%
		[1 - 15]	n=289				146 (51%)	40 (14%)	49 (17%)	50 (17%)	0 (0%)	4	0	51%
4	J	[28 - 36]	n=2	AL	Explicit Detail		0 (0%)	0 (0%)	0 (0%)	2 (100%)	0 (0%)	0	0	100%
		[24 - 27]	n=21				0 (0%)	0 (0%)	0 (0%)	21 (100%)	0 (0%)	0	0	100%
		[20 - 23]	n=48				4 (8%)	1 (2%)	2 (4%)	41 (85%)	0 (0%)	0	0	85%
		[16 - 19]	n=128				16 (13%)	6 (5%)	8 (6%)	97 (76%)	0 (0%)	1	0	76%
		[1 - 15]	n=289				64 (22%)	85 (29%)	54 (19%)	84 (29%)	0 (0%)	2	0	29%
5	C	[28 - 36]	n=2	AL	Vocabulary		0 (0%)	0 (0%)	2 (100%)	0 (0%)	0 (0%)	0	0	100%
		[24 - 27]	n=21				1 (5%)	0 (0%)	20 (95%)	0 (0%)	0 (0%)	0	0	95%
		[20 - 23]	n=48				0 (0%)	2 (4%)	42 (88%)	4 (8%)	0 (0%)	0	0	88%
		[16 - 19]	n=128				1 (1%)	4 (3%)	111 (87%)	12 (9%)	0 (0%)	0	0	87%
		[1 - 15]	n=289				38 (13%)	70 (24%)	153 (53%)	26 (9%)	0 (0%)	2	0	53%
6	G	[28 - 36]	n=2	AL	Explicit Detail		0 (0%)	2 (100%)	0 (0%)	0 (0%)	0 (0%)	0	0	100%
		[24 - 27]	n=21				0 (0%)	21 (100%)	0 (0%)	0 (0%)	0 (0%)	0	0	100%
		[20 - 23]	n=48				0 (0%)	48 (100%)	0 (0%)	0 (0%)	0 (0%)	0	0	100%
		[16 - 19]	n=128				1 (1%)	120 (94%)	1 (1%)	5 (4%)	0 (0%)	1	0	94%
		[1 - 15]	n=289				14 (5%)	184 (64%)	53 (18%)	34 (12%)	0 (0%)	4	0	65%
7	A	[28 - 36]	n=2	AL	Explicit Detail		2 (100%)	0 (0%)	0 (0%)	0 (0%)	0 (0%)	0	0	100%
		[24 - 27]	n=21				21 (100%)	0 (0%)	0 (0%)	0 (0%)	0 (0%)	0	0	100%
		[20 - 23]	n=48				46 (96%)	2 (4%)	0 (0%)	0 (0%)	0 (0%)	0	0	96%
		[16 - 19]	n=128				114 (89%)	10 (8%)	2 (2%)	2 (2%)	0 (0%)	0	0	89%
		[1 - 15]	n=289				134 (46%)	68 (24%)	42 (15%)	43 (15%)	0 (0%)	1	1	47%
8	H	[28 - 36]	n=2	AL	Implied Idea		0 (0%)	0 (0%)	2 (100%)	0 (0%)	0 (0%)	0	0	100%
		[24 - 27]	n=21				0 (0%)	1 (5%)	20 (95%)	0 (0%)	0 (0%)	0	0	95%

This score report was generated by Cambridge Educational Services, Inc. using an ACT, Inc. Sample/Practice exam. This report is not approved, endorsed, or authorized by ACT, Inc. and should not be viewed or used as such. ACT , PLAN , EXPLORE , and WORKKEYS are registered trademarks of ACT, Inc., which is not affiliated with Cambridge Educational Services, Inc.

PLAN Error Analysis By College Readiness Standards TM

Item	Ans	Range	N=	Lvl 2	Lvl 3	Lvl 4	A/F	B/G	C/H	D/J	E/K	Omit	Error	% Correct (without omits and errors)	
		[20 - 23]	n=48				2 (4%)	3 (6%)	38 (79%)	4 (8%)	0 (0%)	0	1	81%	
		[16 - 19]	n=128				15 (12%)	18 (14%)	88 (69%)	7 (5%)	0 (0%)	0	0	69%	
		[1 - 15]	n=289				97 (34%)	51 (18%)	102 (35%)	36 (12%)	0 (0%)	3	0	36%	
9	A	[28 - 36]	n=2	SS	Main Idea		2 (100%)	0 (0%)	0 (0%)	0 (0%)	0 (0%)	0	0	100%	
		[24 - 27]	n=21				16 (76%)	1 (5%)	2 (10%)	2 (10%)	0 (0%)	0	0	76%	
		[20 - 23]	n=48				27 (56%)	12 (25%)	6 (13%)	3 (6%)	0 (0%)	0	0	56%	
		[16 - 19]	n=128				93 (73%)	23 (18%)	11 (9%)	1 (1%)	0 (0%)	0	0	73%	
		[1 - 15]	n=289				134 (46%)	82 (28%)	34 (12%)	30 (10%)	0 (0%)	8	1	48%	
10	J	[28 - 36]	n=2	SS	Explicit Detail		0 (0%)	0 (0%)	0 (0%)	2 (100%)	0 (0%)	0	0	100%	
		[24 - 27]	n=21				0 (0%)	0 (0%)	0 (0%)	21 (100%)	0 (0%)	0	0	100%	
		[20 - 23]	n=48				1 (2%)	1 (2%)	1 (2%)	45 (94%)	0 (0%)	0	0	94%	
		[16 - 19]	n=128				4 (3%)	6 (5%)	13 (10%)	105 (82%)	0 (0%)	0	0	82%	
		[1 - 15]	n=289				43 (15%)	83 (29%)	63 (22%)	91 (31%)	0 (0%)	9	0	33%	
11	C	[28 - 36]	n=2	SS	Explicit Detail		0 (0%)	0 (0%)	2 (100%)	0 (0%)	0 (0%)	0	0	100%	
		[24 - 27]	n=21				2 (10%)	5 (24%)	12 (57%)	1 (5%)	0 (0%)	0	1	60%	
		[20 - 23]	n=48				5 (10%)	15 (31%)	21 (44%)	7 (15%)	0 (0%)	0	0	44%	
		[16 - 19]	n=128				24 (19%)	43 (34%)	26 (20%)	33 (26%)	0 (0%)	2	0	21%	
		[1 - 15]	n=289				40 (14%)	93 (32%)	47 (16%)	89 (31%)	0 (0%)	19	1	17%	
12	G	[28 - 36]	n=2	SS	Develop.		0 (0%)	2 (100%)	0 (0%)	0 (0%)	0 (0%)	0	0	100%	
		[24 - 27]	n=21				1 (5%)	17 (81%)	1 (5%)	2 (10%)	0 (0%)	0	0	81%	
		[20 - 23]	n=48				4 (8%)	39 (81%)	1 (2%)	4 (8%)	0 (0%)	0	0	81%	
		[16 - 19]	n=128				38 (30%)	53 (41%)	11 (9%)	23 (18%)	0 (0%)	2	1	42%	
		[1 - 15]	n=289				82 (28%)	87 (30%)	45 (16%)	58 (20%)	0 (0%)	16	1	32%	
13	A	[28 - 36]	n=2	SS	App.		2 (100%)	0 (0%)	0 (0%)	0 (0%)	0 (0%)	0	0	100%	
		[24 - 27]	n=21				15 (71%)	6 (29%)	0 (0%)	0 (0%)	0 (0%)	0	0	71%	
		[20 - 23]	n=48				21 (44%)	25 (52%)	2 (4%)	0 (0%)	0 (0%)	0	0	44%	
		[16 - 19]	n=128				36 (28%)	60 (47%)	18 (14%)	12 (9%)	0 (0%)	2	0	29%	
		[1 - 15]	n=289				66 (23%)	92 (32%)	68 (24%)	37 (13%)	0 (0%)	25	1	25%	
14	J	[28 - 36]	n=2	SS	Explicit Detail		0 (0%)	0 (0%)	0 (0%)	2 (100%)	0 (0%)	0	0	100%	
		[24 - 27]	n=21				1 (5%)	0 (0%)	0 (0%)	20 (95%)	0 (0%)	0	0	95%	
		[20 - 23]	n=48				5 (10%)	1 (2%)	0 (0%)	42 (88%)	0 (0%)	0	0	88%	
		[16 - 19]	n=128				30 (23%)	16 (13%)	2 (2%)	79 (62%)	0 (0%)	0	1	62%	
		[1 - 15]	n=289				97 (34%)	64 (22%)	35 (12%)	67 (23%)	0 (0%)	25	1	25%	
15	D	[28 - 36]	n=2	SS	Explicit Detail		0 (0%)	0 (0%)	0 (0%)	2 (100%)	0 (0%)	0	0	100%	
		[24 - 27]	n=21				0 (0%)	0 (0%)	1 (5%)	20 (95%)	0 (0%)	0	0	95%	
		[20 - 23]	n=48				8 (17%)	0 (0%)	0 (0%)	40 (83%)	0 (0%)	0	0	83%	
		[16 - 19]	n=128				45 (35%)	2 (2%)	5 (4%)	76 (59%)	0 (0%)	0	0	59%	
		[1 - 15]	n=289				109 (38%)	33 (11%)	41 (14%)	74 (26%)	0 (0%)	31	1	29%	
16	H	[28 - 36]	n=2	SS	Explicit Detail		0 (0%)	0 (0%)	2 (100%)	0 (0%)	0 (0%)	0	0	100%	

This score report was generated by Cambridge Educational Services, Inc. using an ACT, Inc. Sample/Practice exam. This report is not approved, endorsed, or authorized by ACT, Inc. and should not be viewed or used as such. ACT , PLAN , EXPLORE , and WORKKEYS are registered trademarks of ACT Inc., which is not affiliated with Cambridge Educational Services, Inc.

PLAN Error Analysis By College Readiness Standards TM

Item	Ans	Range	N=	Lvl 2	Lvl 3	Lvl 4	A/F	B/G	C/H	D/J	E/K	Omit	Error	% Correct (without omits and errors)	
		[24 - 27]	n=21				0 (0%)	0 (0%)	21 (100%)	0 (0%)	0 (0%)	0	0	100%	
		[20 - 23]	n=48				1 (2%)	3 (6%)	44 (92%)	0 (0%)	0 (0%)	0	0	92%	
		[16 - 19]	n=128				4 (3%)	18 (14%)	98 (77%)	7 (5%)	0 (0%)	1	0	77%	
		[1 - 15]	n=289				46 (16%)	59 (20%)	100 (35%)	53 (18%)	0 (0%)	31	0	39%	
17	B	[28 - 36]	n=2	AL	Main Idea		0 (0%)	2 (100%)	0 (0%)	0 (0%)	0 (0%)	0	0	100%	
		[24 - 27]	n=21				2 (10%)	19 (90%)	0 (0%)	0 (0%)	0 (0%)	0	0	90%	
		[20 - 23]	n=48				1 (2%)	44 (92%)	2 (4%)	1 (2%)	0 (0%)	0	0	92%	
		[16 - 19]	n=128				8 (6%)	88 (69%)	10 (8%)	13 (10%)	0 (0%)	9	0	74%	
18	F	[1 - 15]	n=289	AL	Implied Idea		82 (28%)	85 (29%)	30 (10%)	31 (11%)	0 (0%)	61	0	37%	
		[28 - 36]	n=2				2 (100%)	0 (0%)	0 (0%)	0 (0%)	0 (0%)	0	0	100%	
		[24 - 27]	n=21				17 (81%)	4 (19%)	0 (0%)	0 (0%)	0 (0%)	0	0	81%	
		[20 - 23]	n=48				34 (71%)	13 (27%)	0 (0%)	1 (2%)	0 (0%)	0	0	71%	
19	C	[16 - 19]	n=128	AL	Vocabulary		47 (37%)	29 (23%)	23 (18%)	17 (13%)	0 (0%)	11	1	41%	
		[1 - 15]	n=289				50 (17%)	69 (24%)	62 (21%)	39 (13%)	0 (0%)	68	1	23%	
		[28 - 36]	n=2				0 (0%)	0 (0%)	2 (100%)	0 (0%)	0 (0%)	0	0	100%	
		[24 - 27]	n=21				0 (0%)	1 (5%)	20 (95%)	0 (0%)	0 (0%)	0	0	95%	
20	H	[20 - 23]	n=48	AL	Explicit Detail		3 (6%)	1 (2%)	42 (88%)	1 (2%)	0 (0%)	0	1	89%	
		[16 - 19]	n=128				31 (24%)	11 (9%)	68 (53%)	4 (3%)	0 (0%)	14	0	60%	
		[1 - 15]	n=289				65 (22%)	41 (14%)	74 (26%)	36 (12%)	0 (0%)	73	0	34%	
		[28 - 36]	n=2				0 (0%)	0 (0%)	2 (100%)	0 (0%)	0 (0%)	0	0	100%	
21	D	[24 - 27]	n=21	AL	Voice		0 (0%)	0 (0%)	21 (100%)	0 (0%)	0 (0%)	0	0	100%	
		[20 - 23]	n=48				0 (0%)	2 (4%)	4 (8%)	41 (85%)	0 (0%)	0	1	87%	
		[16 - 19]	n=128				14 (11%)	5 (4%)	14 (11%)	76 (59%)	0 (0%)	19	0	70%	
		[1 - 15]	n=289				45 (16%)	48 (17%)	49 (17%)	60 (21%)	0 (0%)	87	0	30%	
22	J	[28 - 36]	n=2	AL	Implied Idea		0 (0%)	0 (0%)	0 (0%)	2 (100%)	0 (0%)	0	0	100%	
		[24 - 27]	n=21				0 (0%)	0 (0%)	0 (0%)	21 (100%)	0 (0%)	0	0	100%	
		[20 - 23]	n=48				12 (25%)	4 (8%)	3 (6%)	29 (60%)	0 (0%)	0	0	60%	
		[16 - 19]	n=128				42 (33%)	15 (12%)	7 (5%)	43 (34%)	0 (0%)	21	0	40%	
23	A	[1 - 15]	n=289	AL	Voice		64 (22%)	62 (21%)	31 (11%)	38 (13%)	0 (0%)	94	0	19%	
		[28 - 36]	n=2				2 (100%)	0 (0%)	0 (0%)	0 (0%)	0 (0%)	0	0	100%	
		[24 - 27]	n=21				16 (76%)	1 (5%)	3 (14%)	1 (5%)	0 (0%)	0	0	76%	
		[20 - 23]	n=48				26 (54%)	6 (13%)	13 (27%)	1 (2%)	0 (0%)	2	0	57%	
24	F	[16 - 19]	n=128	AL	Develop.		43 (34%)	21 (16%)	30 (23%)	9 (7%)	0 (0%)	25	0	42%	
		[1 - 15]	n=289				55 (19%)	64 (22%)	43 (15%)	33 (11%)	0 (0%)	94	0	28%	
		[28 - 36]	n=2				2 (100%)	0 (0%)	0 (0%)	0 (0%)	0 (0%)	0	0	100%	
		[24 - 27]	n=21				0 (0%)	0 (0%)	0 (0%)	0 (0%)	0 (0%)	0	0	100%	

This score report was generated by Cambridge Educational Services, Inc. using an ACT Inc. Sample/Practice exam. This report is not approved, endorsed, or authorized by ACT Inc. and should not be viewed or used as such. ACT , PLAN , EXPLORE , and WORKKEYS are registered trademarks of ACT Inc., which is not affiliated with Cambridge Educational Services, Inc.

PLAN Error Analysis By College Readiness Standards TM

Item	Ans	Range	N=	Lvl 2	Lvl 3	Lvl 4	A/F	B/G	C/H	D/J	E/K	Omit	Error	% Correct (without omits and errors)	
		[24 - 27]	n=21				18 (86%)	3 (14%)	0 (0%)	0 (0%)	0 (0%)	0	0	86%	
		[20 - 23]	n=48				27 (56%)	13 (27%)	4 (8%)	3 (6%)	0 (0%)	1	0	57%	
		[16 - 19]	n=128				39 (30%)	30 (23%)	18 (14%)	14 (11%)	0 (0%)	27	0	39%	
		[1 - 15]	n=289				45 (16%)	56 (19%)	56 (19%)	31 (11%)	0 (0%)	101	0	24%	
25	A	[28 - 36]	n=2	AL	Implied Idea		2 (100%)	0 (0%)	0 (0%)	0 (0%)	0 (0%)	0	0	100%	
		[24 - 27]	n=21				21 (100%)	0 (0%)	0 (0%)	0 (0%)	0 (0%)	0	0	100%	
		[20 - 23]	n=48				43 (90%)	0 (0%)	1 (2%)	0 (0%)	0 (0%)	4	0	98%	
		[16 - 19]	n=128				68 (53%)	20 (16%)	6 (5%)	3 (2%)	0 (0%)	31	0	70%	
		[1 - 15]	n=289				78 (27%)	53 (18%)	25 (9%)	23 (8%)	0 (0%)	109	1	44%	

This score report was generated by Cambridge Educational Services, Inc. using an ACT, Inc. Sample/Practice exam. This report is not approved, endorsed, or authorized by ACT, Inc. and should not be viewed or used as such. ACT®, PLAN®, EXPLORE®, and WORKKEYS® are registered trademarks of ACT, Inc., which is not affiliated with Cambridge Educational Services, Inc.

PLAN® Error Analysis By College Readiness Standards TM

Item	Ans	Range	N=	Lvl 2	Lvl 3	Lvl 4	A/F	B/G	C/H	D/J	E/K	Omit	Error	% Correct (without omits and errors)
Science (Level 1) - 30 items (54%)														
1	D	[28 - 36]	n=7	DR	Comprehension		0 (0%)	0 (0%)	0 (0%)	7 (100%)	0 (0%)	0	0	100%
		[24 - 27]	n=13				0 (0%)	0 (0%)	0 (0%)	13 (100%)	0 (0%)	0	0	100%
		[20 - 23]	n=86				5 (6%)	0 (0%)	0 (0%)	81 (94%)	0 (0%)	0	0	94%
		[16 - 19]	n=229				14 (6%)	4 (2%)	5 (2%)	206 (90%)	0 (0%)	0	0	90%
		[1 - 15]	n=153				24 (16%)	24 (16%)	20 (13%)	85 (56%)	0 (0%)	0	0	56%
2	G	[28 - 36]	n=7	DR	Comprehension		0 (0%)	7 (100%)	0 (0%)	0 (0%)	0 (0%)	0	0	100%
		[24 - 27]	n=13				0 (0%)	13 (100%)	0 (0%)	0 (0%)	0 (0%)	0	0	100%
		[20 - 23]	n=86				1 (1%)	84 (98%)	1 (1%)	0 (0%)	0 (0%)	0	0	98%
		[16 - 19]	n=229				9 (4%)	193 (84%)	17 (7%)	8 (3%)	0 (0%)	1	1	85%
		[1 - 15]	n=153				12 (8%)	71 (46%)	52 (34%)	18 (12%)	0 (0%)	0	0	46%
3	B	[28 - 36]	n=7	DR	Analysis		0 (0%)	7 (100%)	0 (0%)	0 (0%)	0 (0%)	0	0	100%
		[24 - 27]	n=13				0 (0%)	13 (100%)	0 (0%)	0 (0%)	0 (0%)	0	0	100%
		[20 - 23]	n=86				1 (1%)	80 (93%)	3 (3%)	2 (2%)	0 (0%)	0	0	93%
		[16 - 19]	n=229				20 (9%)	182 (79%)	10 (4%)	14 (6%)	0 (0%)	2	1	81%
		[1 - 15]	n=153				31 (20%)	71 (46%)	25 (16%)	24 (16%)	0 (0%)	2	0	47%
4	H	[28 - 36]	n=7	DR	App.		0 (0%)	0 (0%)	7 (100%)	0 (0%)	0 (0%)	0	0	100%
		[24 - 27]	n=13				1 (8%)	0 (0%)	12 (92%)	0 (0%)	0 (0%)	0	0	92%
		[20 - 23]	n=86				5 (6%)	1 (1%)	76 (88%)	4 (5%)	0 (0%)	0	0	88%
		[16 - 19]	n=229				42 (18%)	24 (10%)	140 (61%)	23 (10%)	0 (0%)	0	0	61%
		[1 - 15]	n=153				33 (22%)	40 (26%)	38 (25%)	37 (24%)	0 (0%)	4	1	26%
5	C	[28 - 36]	n=7	DR	App.		0 (0%)	0 (0%)	7 (100%)	0 (0%)	0 (0%)	0	0	100%
		[24 - 27]	n=13				1 (8%)	1 (8%)	11 (85%)	0 (0%)	0 (0%)	0	0	85%
		[20 - 23]	n=86				15 (17%)	1 (1%)	68 (79%)	2 (2%)	0 (0%)	0	0	79%
		[16 - 19]	n=229				51 (22%)	16 (7%)	148 (65%)	14 (6%)	0 (0%)	0	0	65%
		[1 - 15]	n=153				38 (25%)	34 (22%)	56 (37%)	22 (14%)	0 (0%)	3	0	37%
6	G	[28 - 36]	n=7	RS	Comprehension		0 (0%)	7 (100%)	0 (0%)	0 (0%)	0 (0%)	0	0	100%
		[24 - 27]	n=13				0 (0%)	13 (100%)	0 (0%)	0 (0%)	0 (0%)	0	0	100%
		[20 - 23]	n=86				0 (0%)	85 (99%)	1 (1%)	0 (0%)	0 (0%)	0	0	99%
		[16 - 19]	n=229				3 (1%)	219 (96%)	3 (1%)	1 (0%)	0 (0%)	1	2	97%
		[1 - 15]	n=153				13 (8%)	84 (55%)	36 (24%)	16 (10%)	0 (0%)	4	0	56%
7	B	[28 - 36]	n=7	RS	Analysis		0 (0%)	7 (100%)	0 (0%)	0 (0%)	0 (0%)	0	0	100%
		[24 - 27]	n=13				1 (8%)	12 (92%)	0 (0%)	0 (0%)	0 (0%)	0	0	92%
		[20 - 23]	n=86				3 (3%)	77 (90%)	6 (7%)	0 (0%)	0 (0%)	0	0	90%
		[16 - 19]	n=229				13 (6%)	200 (87%)	11 (5%)	4 (2%)	0 (0%)	0	1	88%
		[1 - 15]	n=153				29 (19%)	81 (53%)	21 (14%)	16 (10%)	0 (0%)	4	2	55%
8	J	[28 - 36]	n=7	RS	Analysis		0 (0%)	0 (0%)	0 (0%)	7 (100%)	0 (0%)	0	0	100%
		[24 - 27]	n=13				0 (0%)	0 (0%)	0 (0%)	13 (100%)	0 (0%)	0	0	100%

This score report was generated by Cambridge Educational Services, Inc. using an ACT, Inc. Sample/Practice exam. This report is not approved, endorsed, or authorized by ACT, Inc. and should not be viewed or used as such. ACT , PLAN , EXPLORE , and WORKKEYS are registered trademarks of ACT, Inc., which is not affiliated with Cambridge Educational Services, Inc.

PLAN Error Analysis By College Readiness Standards TM

Item	Ans	Range	N=	Lvl 2	Lvl 3	Lvl 4	A/F	B/G	C/H	D/J	E/K	Omit	Error	% Correct (without omits and errors)	
		[20 - 23]	n=86				4 (5%)	1 (1%)	0 (0%)	81 (94%)	0 (0%)	0	0	94%	
		[16 - 19]	n=229				13 (6%)	9 (4%)	14 (6%)	190 (83%)	0 (0%)	3	0	84%	
		[1 - 15]	n=153				32 (21%)	25 (16%)	29 (19%)	63 (41%)	0 (0%)	4	0	42%	
9	A	[28 - 36]	n=7	RS	Analysis		7 (100%)	0 (0%)	0 (0%)	0 (0%)	0 (0%)	0	0	100%	
		[24 - 27]	n=13				13 (100%)	0 (0%)	0 (0%)	0 (0%)	0 (0%)	0	0	100%	
		[20 - 23]	n=86				71 (83%)	10 (12%)	2 (2%)	3 (3%)	0 (0%)	0	0	83%	
		[16 - 19]	n=229				153 (67%)	26 (11%)	23 (10%)	24 (10%)	0 (0%)	2	1	68%	
		[1 - 15]	n=153				48 (31%)	38 (25%)	31 (20%)	34 (22%)	0 (0%)	2	0	32%	
10	F	[28 - 36]	n=7	RS	App.		7 (100%)	0 (0%)	0 (0%)	0 (0%)	0 (0%)	0	0	100%	
		[24 - 27]	n=13				11 (85%)	1 (8%)	1 (8%)	0 (0%)	0 (0%)	0	0	85%	
		[20 - 23]	n=86				61 (71%)	16 (19%)	6 (7%)	3 (3%)	0 (0%)	0	0	71%	
		[16 - 19]	n=229				115 (50%)	55 (24%)	38 (17%)	18 (8%)	0 (0%)	3	0	51%	
		[1 - 15]	n=153				40 (26%)	56 (37%)	34 (22%)	19 (12%)	0 (0%)	3	1	27%	
11	D	[28 - 36]	n=7	RS	Comprehension		0 (0%)	0 (0%)	0 (0%)	7 (100%)	0 (0%)	0	0	100%	
		[24 - 27]	n=13				0 (0%)	2 (15%)	1 (8%)	10 (77%)	0 (0%)	0	0	77%	
		[20 - 23]	n=86				5 (6%)	6 (7%)	11 (13%)	64 (74%)	0 (0%)	0	0	74%	
		[16 - 19]	n=229				37 (16%)	59 (26%)	60 (26%)	71 (31%)	0 (0%)	2	0	31%	
		[1 - 15]	n=153				33 (22%)	43 (28%)	53 (35%)	21 (14%)	0 (0%)	3	0	14%	
12	J	[28 - 36]	n=7	RS	Analysis		0 (0%)	0 (0%)	1 (14%)	6 (86%)	0 (0%)	0	0	86%	
		[24 - 27]	n=13				2 (15%)	1 (8%)	1 (8%)	9 (69%)	0 (0%)	0	0	69%	
		[20 - 23]	n=86				3 (3%)	29 (34%)	5 (6%)	49 (57%)	0 (0%)	0	0	57%	
		[16 - 19]	n=229				26 (11%)	93 (41%)	38 (17%)	70 (31%)	0 (0%)	1	1	31%	
		[1 - 15]	n=153				40 (26%)	41 (27%)	31 (20%)	34 (22%)	0 (0%)	7	0	23%	
13	C	[28 - 36]	n=7	RS	Comprehension		0 (0%)	0 (0%)	7 (100%)	0 (0%)	0 (0%)	0	0	100%	
		[24 - 27]	n=13				1 (8%)	0 (0%)	12 (92%)	0 (0%)	0 (0%)	0	0	92%	
		[20 - 23]	n=86				8 (9%)	7 (8%)	70 (81%)	1 (1%)	0 (0%)	0	0	81%	
		[16 - 19]	n=229				40 (17%)	28 (12%)	149 (65%)	12 (5%)	0 (0%)	0	0	65%	
		[1 - 15]	n=153				37 (24%)	38 (25%)	52 (34%)	16 (10%)	0 (0%)	9	1	36%	
14	H	[28 - 36]	n=7	RS	Comprehension		0 (0%)	1 (14%)	6 (86%)	0 (0%)	0 (0%)	0	0	86%	
		[24 - 27]	n=13				0 (0%)	1 (8%)	12 (92%)	0 (0%)	0 (0%)	0	0	92%	
		[20 - 23]	n=86				10 (12%)	6 (7%)	61 (71%)	8 (9%)	0 (0%)	0	1	72%	
		[16 - 19]	n=229				29 (13%)	30 (13%)	124 (54%)	43 (19%)	0 (0%)	2	1	55%	
		[1 - 15]	n=153				34 (22%)	38 (25%)	43 (28%)	25 (16%)	0 (0%)	12	1	31%	
15	A	[28 - 36]	n=7	RS	Analysis		7 (100%)	0 (0%)	0 (0%)	0 (0%)	0 (0%)	0	0	100%	
		[24 - 27]	n=13				11 (85%)	1 (8%)	0 (0%)	1 (8%)	0 (0%)	0	0	85%	
		[20 - 23]	n=86				71 (83%)	3 (3%)	0 (0%)	12 (14%)	0 (0%)	0	0	83%	
		[16 - 19]	n=229				137 (60%)	35 (15%)	17 (7%)	37 (16%)	0 (0%)	3	0	61%	
		[1 - 15]	n=153				49 (32%)	38 (25%)	33 (22%)	23 (15%)	0 (0%)	10	0	34%	
16	F	[28 - 36]	n=7	RS	Comprehension		7 (100%)	0 (0%)	0 (0%)	0 (0%)	0 (0%)	0	0	100%	

This score report was generated by Cambridge Educational Services, Inc. using an ACT, Inc. Sample/Practice exam. This report is not approved, endorsed, or authorized by ACT, Inc. and should not be viewed or used as such. ACT , PLAN , EXPLORE , and WORKKEYS are registered trademarks of ACT Inc., which is not affiliated with Cambridge Educational Services, Inc.

PLAN Error Analysis By College Readiness Standards TM

Item	Ans	Range	N=	Lvl 2	Lvl 3	Lvl 4	A/F	B/G	C/H	D/J	E/K	Omit	Error	% Correct (without omits and errors)	
		[24 - 27]	n=13				12 (92%)	0 (0%)	0 (0%)	1 (8%)	0 (0%)	0	0	92%	
		[20 - 23]	n=86				75 (87%)	7 (8%)	1 (1%)	3 (3%)	0 (0%)	0	0	87%	
		[16 - 19]	n=229				117 (51%)	35 (15%)	38 (17%)	36 (16%)	0 (0%)	2	1	52%	
		[1 - 15]	n=153				36 (24%)	25 (16%)	32 (21%)	46 (30%)	0 (0%)	13	1	26%	
17	D	[28 - 36]	n=7	RS	Comprehension		0 (0%)	0 (0%)	0 (0%)	7 (100%)	0 (0%)	0	0	100%	
		[24 - 27]	n=13				0 (0%)	1 (8%)	2 (15%)	10 (77%)	0 (0%)	0	0	77%	
		[20 - 23]	n=86				2 (2%)	11 (13%)	5 (6%)	68 (79%)	0 (0%)	0	0	79%	
		[16 - 19]	n=229				28 (12%)	50 (22%)	18 (8%)	132 (58%)	0 (0%)	0	1	58%	
		[1 - 15]	n=153				37 (24%)	47 (31%)	26 (17%)	28 (18%)	0 (0%)	14	1	20%	
18	H	[28 - 36]	n=7	RS	Analysis		0 (0%)	0 (0%)	7 (100%)	0 (0%)	0 (0%)	0	0	100%	
		[24 - 27]	n=13				0 (0%)	0 (0%)	13 (100%)	0 (0%)	0 (0%)	0	0	100%	
		[20 - 23]	n=86				1 (1%)	4 (5%)	81 (94%)	0 (0%)	0 (0%)	0	0	94%	
		[16 - 19]	n=229				27 (12%)	59 (26%)	119 (52%)	17 (7%)	0 (0%)	4	3	54%	
		[1 - 15]	n=153				24 (16%)	47 (31%)	38 (25%)	27 (18%)	0 (0%)	17	0	28%	
19	B	[28 - 36]	n=7	RS	Comprehension		0 (0%)	7 (100%)	0 (0%)	0 (0%)	0 (0%)	0	0	100%	
		[24 - 27]	n=13				0 (0%)	12 (92%)	1 (8%)	0 (0%)	0 (0%)	0	0	92%	
		[20 - 23]	n=86				6 (7%)	52 (60%)	15 (17%)	13 (15%)	0 (0%)	0	0	60%	
		[16 - 19]	n=229				41 (18%)	76 (33%)	63 (28%)	46 (20%)	0 (0%)	2	1	34%	
		[1 - 15]	n=153				35 (23%)	30 (20%)	39 (25%)	29 (19%)	0 (0%)	19	1	23%	
20	G	[28 - 36]	n=7	CV	Analysis		0 (0%)	7 (100%)	0 (0%)	0 (0%)	0 (0%)	0	0	100%	
		[24 - 27]	n=13				0 (0%)	13 (100%)	0 (0%)	0 (0%)	0 (0%)	0	0	100%	
		[20 - 23]	n=86				2 (2%)	80 (93%)	3 (3%)	0 (0%)	0 (0%)	0	1	94%	
		[16 - 19]	n=229				26 (11%)	150 (66%)	37 (16%)	11 (5%)	0 (0%)	4	1	67%	
		[1 - 15]	n=153				23 (15%)	44 (29%)	32 (21%)	26 (17%)	0 (0%)	28	0	35%	
21	A	[28 - 36]	n=7	CV	Analysis		6 (86%)	1 (14%)	0 (0%)	0 (0%)	0 (0%)	0	0	86%	
		[24 - 27]	n=13				12 (92%)	0 (0%)	1 (8%)	0 (0%)	0 (0%)	0	0	92%	
		[20 - 23]	n=86				73 (85%)	2 (2%)	8 (9%)	3 (3%)	0 (0%)	0	0	85%	
		[16 - 19]	n=229				134 (59%)	30 (13%)	32 (14%)	25 (11%)	0 (0%)	7	1	61%	
		[1 - 15]	n=153				35 (23%)	35 (23%)	28 (18%)	25 (16%)	0 (0%)	28	2	28%	
22	J	[28 - 36]	n=7	CV	Comprehension		0 (0%)	0 (0%)	0 (0%)	7 (100%)	0 (0%)	0	0	100%	
		[24 - 27]	n=13				0 (0%)	0 (0%)	0 (0%)	13 (100%)	0 (0%)	0	0	100%	
		[20 - 23]	n=86				4 (5%)	1 (1%)	8 (9%)	72 (84%)	0 (0%)	0	1	85%	
		[16 - 19]	n=229				29 (13%)	41 (18%)	54 (24%)	90 (39%)	0 (0%)	12	3	42%	
		[1 - 15]	n=153				29 (19%)	31 (20%)	42 (27%)	20 (13%)	0 (0%)	31	0	16%	
23	C	[28 - 36]	n=7	CV	Analysis		0 (0%)	0 (0%)	7 (100%)	0 (0%)	0 (0%)	0	0	100%	
		[24 - 27]	n=13				1 (8%)	0 (0%)	11 (85%)	1 (8%)	0 (0%)	0	0	85%	
		[20 - 23]	n=86				10 (12%)	4 (5%)	67 (78%)	5 (6%)	0 (0%)	0	0	78%	
		[16 - 19]	n=229				45 (20%)	42 (18%)	100 (44%)	22 (10%)	0 (0%)	19	1	48%	
		[1 - 15]	n=153				32 (21%)	36 (24%)	29 (19%)	24 (16%)	0 (0%)	32	0	24%	
24	J	[28 - 36]	n=7	CV	Analysis		2 (29%)	0 (0%)	2 (29%)	3 (43%)	0 (0%)	0	0	43%	

This score report was generated by Cambridge Educational Services, Inc. using an ACT Inc. Sample/Practice exam. This report is not approved, endorsed, or authorized by ACT Inc. and should not be viewed or used as such. ACT, PLAN, EXPLORE, and WORKKEYS are registered trademarks of ACT Inc., which is not affiliated with Cambridge Educational Services, Inc.

PLAN Error Analysis By College Readiness Standards TM

Item	Ans	Range	N=	Lvl 2	Lvl 3	Lvl 4	A/F	B/G	C/H	D/J	E/K	Omit	Error	% Correct (without omits and errors)
		[24 - 27]	n=13				2 (15%)	0 (0%)	2 (15%)	9 (69%)	0 (0%)	0	0	69%
		[20 - 23]	n=86				31 (36%)	9 (10%)	5 (6%)	40 (47%)	0 (0%)	1	0	47%
		[16 - 19]	n=229				76 (33%)	37 (16%)	41 (18%)	46 (20%)	0 (0%)	29	0	23%
		[1 - 15]	n=153				27 (18%)	33 (22%)	30 (20%)	30 (20%)	0 (0%)	33	0	25%
25	A	[28 - 36]	n=7	CV	App.		4 (57%)	2 (29%)	0 (0%)	0 (0%)	0 (0%)	0	1	67%
		[24 - 27]	n=13				5 (38%)	1 (8%)	6 (46%)	1 (8%)	0 (0%)	0	0	38%
		[20 - 23]	n=86				24 (28%)	22 (26%)	29 (34%)	9 (10%)	0 (0%)	2	0	29%
		[16 - 19]	n=229				56 (24%)	47 (21%)	60 (26%)	27 (12%)	0 (0%)	38	1	29%
26	H	[1 - 15]	n=153	DR	Analysis		34 (22%)	34 (22%)	27 (18%)	20 (13%)	0 (0%)	38	0	30%
		[28 - 36]	n=7				0 (0%)	0 (0%)	7 (100%)	0 (0%)	0 (0%)	0	0	100%
		[24 - 27]	n=13				1 (8%)	0 (0%)	12 (92%)	0 (0%)	0 (0%)	0	0	92%
		[20 - 23]	n=86				4 (5%)	9 (10%)	57 (66%)	10 (12%)	0 (0%)	6	0	71%
27	B	[16 - 19]	n=229	DR	Comprehension		37 (16%)	51 (22%)	66 (29%)	25 (11%)	0 (0%)	50	0	37%
		[1 - 15]	n=153				24 (16%)	43 (28%)	21 (14%)	20 (13%)	0 (0%)	45	0	19%
		[28 - 36]	n=7				0 (0%)	7 (100%)	0 (0%)	0 (0%)	0 (0%)	0	0	100%
		[24 - 27]	n=13				0 (0%)	12 (92%)	0 (0%)	1 (8%)	0 (0%)	0	0	92%
28	H	[20 - 23]	n=86	DR	Analysis		4 (5%)	67 (78%)	1 (1%)	6 (7%)	0 (0%)	7	1	86%
		[16 - 19]	n=229				34 (15%)	74 (32%)	23 (10%)	46 (20%)	0 (0%)	52	0	42%
		[1 - 15]	n=153				19 (12%)	26 (17%)	34 (22%)	25 (16%)	0 (0%)	49	0	25%
		[28 - 36]	n=7				0 (0%)	0 (0%)	7 (100%)	0 (0%)	0 (0%)	0	0	100%
29	B	[24 - 27]	n=13	DR	Comprehension		0 (0%)	2 (15%)	9 (69%)	1 (8%)	0 (0%)	0	1	75%
		[20 - 23]	n=86				2 (2%)	25 (29%)	42 (49%)	7 (8%)	0 (0%)	10	0	55%
		[16 - 19]	n=229				27 (12%)	54 (24%)	62 (27%)	28 (12%)	0 (0%)	57	1	36%
		[1 - 15]	n=153				23 (15%)	40 (26%)	21 (14%)	19 (12%)	0 (0%)	50	0	20%
30	F	[28 - 36]	n=7	DR	Analysis		0 (0%)	7 (100%)	0 (0%)	0 (0%)	0 (0%)	0	0	100%
		[24 - 27]	n=13				1 (8%)	12 (92%)	0 (0%)	0 (0%)	0 (0%)	0	0	92%
		[20 - 23]	n=86				12 (14%)	39 (45%)	6 (7%)	15 (17%)	0 (0%)	14	0	54%
		[16 - 19]	n=229				36 (16%)	59 (26%)	43 (19%)	30 (13%)	0 (0%)	61	0	35%
		[1 - 15]	n=153				26 (17%)	24 (16%)	36 (24%)	15 (10%)	0 (0%)	52	0	24%
		[28 - 36]	n=7				4 (57%)	1 (14%)	1 (14%)	1 (14%)	0 (0%)	0	0	57%
		[24 - 27]	n=13				11 (85%)	0 (0%)	2 (15%)	0 (0%)	0 (0%)	0	0	85%
		[20 - 23]	n=86				18 (21%)	14 (16%)	27 (31%)	12 (14%)	0 (0%)	14	1	25%
		[16 - 19]	n=229				25 (11%)	34 (15%)	77 (34%)	32 (14%)	0 (0%)	61	0	15%
		[1 - 15]	n=153				18 (12%)	23 (15%)	37 (24%)	21 (14%)	0 (0%)	54	0	18%









This score report was generated by Cambridge Educational Services, Inc. using an ACT Inc. Sample/Practice exam. This report is not approved, endorsed, or authorized by ACT, Inc. and should not be viewed or used as such. ACT®, PLAN®, EXPLORE®, and WORKKEYS® are registered trademarks of ACT Inc., which is not affiliated with Cambridge Educational Services, Inc.

PLAN®Formative Connection Report

Item	Ans	LMH	N=	A/F	B/G	C/H	D/J	E/K	Omit	Error	% Correct (without omits and errors)
English - 50 items - Score Range 1-15 (39%)											
Rhetorical Skills (31%)											
Strategy (29%)											
Approp. Suppor. Mat. (32%)											
4	H	[1 - 15]	n=301	89 (30%)	86 (29%)	61 (20%)	64 (21%)	0 (0%)	1	0	20%
10	H	[1 - 15]	n=301	52 (17%)	65 (22%)	132 (44%)	48 (16%)	0 (0%)	2	2	44%
15	C	[1 - 15]	n=301	47 (16%)	114 (38%)	95 (32%)	42 (14%)	0 (0%)	2	1	32%
19	C	[1 - 15]	n=301	55 (18%)	89 (30%)	100 (33%)	51 (17%)	0 (0%)	6	0	34%
46	F	[1 - 15]	n=301	33 (11%)	40 (13%)	38 (13%)	32 (11%)	0 (0%)	158	0	23%
Eff. Trans. Sent. (19%)											
9	B	[1 - 15]	n=301	101 (34%)	42 (14%)	36 (12%)	122 (41%)	0 (0%)	0	0	14%
26	G	[1 - 15]	n=301	144 (48%)	66 (22%)	24 (8%)	39 (13%)	0 (0%)	28	0	24%
Eff. Concl. Sent. (48%)											
12	G	[1 - 15]	n=301	110 (37%)	144 (48%)	18 (6%)	28 (9%)	0 (0%)	1	0	48%
Main Idea (21%)											
43	D	[1 - 15]	n=301	42 (14%)	43 (14%)	41 (14%)	32 (11%)	0 (0%)	143	0	20%
48	F	[1 - 15]	n=301	28 (9%)	44 (15%)	41 (14%)	28 (9%)	0 (0%)	160	0	20%
50	H	[1 - 15]	n=301	50 (17%)	33 (11%)	28 (9%)	19 (6%)	0 (0%)	171	0	22%
Org. (33%)											
Sent.-Lev. Struct. (33%)											
5	B	[1 - 15]	n=301	96 (32%)	73 (24%)	72 (24%)	60 (20%)	0 (0%)	0	0	24%
8	G	[1 - 15]	n=301	80 (27%)	119 (40%)	54 (18%)	48 (16%)	0 (0%)	0	0	40%
49	A	[1 - 15]	n=301	50 (17%)	33 (11%)	30 (10%)	20 (7%)	0 (0%)	168	0	38%
Style (27%)											
Conciseness (27%)											
24	J	[1 - 15]	n=301	72 (24%)	57 (19%)	73 (24%)	85 (28%)	0 (0%)	14	0	30%
36	J	[1 - 15]	n=301	79 (26%)	60 (20%)	23 (8%)	47 (16%)	0 (0%)	92	0	22%
44	H	[1 - 15]	n=301	38 (13%)	43 (14%)	41 (14%)	30 (10%)	0 (0%)	149	0	27%
No Change (41%)											
13	A	[1 - 15]	n=301	138 (46%)	67 (22%)	79 (26%)	16 (5%)	0 (0%)	1	0	46%
23	A	[1 - 15]	n=301	128 (43%)	43 (14%)	53 (18%)	68 (23%)	0 (0%)	9	0	44%
42	F	[1 - 15]	n=301	43 (14%)	47 (16%)	48 (16%)	31 (10%)	0 (0%)	131	1	25%
Usage/Mechanics (44%)											
Sent. Struct. (34%)											
Fragments (49%)											
22	J	[1 - 15]	n=301	48 (16%)	77 (26%)	28 (9%)	138 (46%)	0 (0%)	9	1	47%
45	B	[1 - 15]	n=301	21 (7%)	78 (26%)	20 (7%)	28 (9%)	0 (0%)	153	1	53%
Coord. & Subord. (30%)											
6	J	[1 - 15]	n=301	32 (11%)	107 (36%)	41 (14%)	120 (40%)	0 (0%)	1	0	40%
11	D	[1 - 15]	n=301	67 (22%)	135 (45%)	27 (9%)	71 (24%)	0 (0%)	1	0	24%
18	H	[1 - 15]	n=301	120 (40%)	44 (15%)	90 (30%)	43 (14%)	0 (0%)	4	0	30%
47	D	[1 - 15]	n=301	33 (11%)	52 (17%)	23 (8%)	34 (11%)	0 (0%)	159	0	24%

This score report was generated by Cambridge Educational Services, Inc. using an ACT Inc. Sample/Practice exam. This report is not approved, endorsed, or authorized by ACT Inc. and should not be viewed or used as such. ACT , PLAN , EXPLORE , and WORKKEYS are registered trademarks of ACT Inc., which is not affiliated with Cambridge Educational Services, Inc.

PLAN Formative Connection Report

Item	Ans	LMH	N=	A/F	B/G	C/H	D/J	E/K	Omit	Error	% Correct (without omits and errors)
 Misplaced Modifiers (33%)											
!30	G	[1 - 15]	n=301	90 (30%)	90 (30%)	34 (11%)	37 (12%)	0 (0%)	49	1	36%
34	H	[1 - 15]	n=301	49 (16%)	60 (20%)	66 (22%)	47 (16%)	0 (0%)	79	0	30%
 Unintended Meanings (24%)											
25	C	[1 - 15]	n=301	98 (33%)	77 (26%)	67 (22%)	37 (12%)	0 (0%)	22	0	24%
Punctuation (49%)											
 Commas (54%)											
3	B	[1 - 15]	n=301	45 (15%)	230 (76%)	10 (3%)	16 (5%)	0 (0%)	0	0	76%
14	J	[1 - 15]	n=301	83 (28%)	16 (5%)	78 (26%)	120 (40%)	0 (0%)	3	1	40%
35	B	[1 - 15]	n=301	34 (11%)	86 (29%)	72 (24%)	22 (7%)	0 (0%)	86	1	40%
 Apostrophes (30%)											
39	D	[1 - 15]	n=301	45 (15%)	33 (11%)	51 (17%)	55 (18%)	0 (0%)	117	0	30%
No Change (49%)											
2	F	[1 - 15]	n=301	179 (59%)	12 (4%)	40 (13%)	69 (23%)	0 (0%)	1	0	60%
16	F	[1 - 15]	n=301	182 (60%)	88 (29%)	22 (7%)	7 (2%)	0 (0%)	1	1	61%
20	F	[1 - 15]	n=301	186 (62%)	54 (18%)	37 (12%)	17 (6%)	0 (0%)	7	0	63%
!29	A	[1 - 15]	n=301	97 (32%)	78 (26%)	42 (14%)	40 (13%)	0 (0%)	43	1	38%
!33	A	[1 - 15]	n=301	85 (28%)	69 (23%)	62 (21%)	20 (7%)	0 (0%)	64	1	36%
38	F	[1 - 15]	n=301	47 (16%)	101 (34%)	36 (12%)	13 (4%)	0 (0%)	104	0	24%
Grammar & Usage (47%)											
 Pronoun Usage (33%)											
21	D	[1 - 15]	n=301	55 (18%)	122 (41%)	24 (8%)	93 (31%)	0 (0%)	7	0	32%
!31	C	[1 - 15]	n=301	47 (16%)	70 (23%)	84 (28%)	42 (14%)	0 (0%)	57	1	35%
 Verb Tense (35%)											
28	H	[1 - 15]	n=301	26 (9%)	117 (39%)	94 (31%)	29 (10%)	0 (0%)	35	0	35%
Diction (57%)											
1	C	[1 - 15]	n=301	36 (12%)	72 (24%)	185 (61%)	8 (3%)	0 (0%)	0	0	61%
7	D	[1 - 15]	n=301	12 (4%)	69 (23%)	8 (3%)	211 (70%)	0 (0%)	0	1	70%
32	J	[1 - 15]	n=301	25 (8%)	28 (9%)	68 (23%)	120 (40%)	0 (0%)	60	0	50%
37	B	[1 - 15]	n=301	39 (13%)	122 (41%)	25 (8%)	18 (6%)	0 (0%)	97	0	60%
41	B	[1 - 15]	n=301	34 (11%)	55 (18%)	69 (23%)	14 (5%)	0 (0%)	128	1	32%
 Nouns & Noun Clauses (46%)											
17	D	[1 - 15]	n=301	40 (13%)	25 (8%)	84 (28%)	151 (50%)	0 (0%)	1	0	50%
!27	D	[1 - 15]	n=301	31 (10%)	53 (18%)	75 (25%)	108 (36%)	0 (0%)	33	1	40%
 Faulty or Illogical Comparisons (45%)											
40	H	[1 - 15]	n=301	35 (12%)	52 (17%)	80 (27%)	12 (4%)	0 (0%)	122	0	45%

This score report was generated by Cambridge Educational Services, Inc. using an ACT, Inc. Sample/Practice exam. This report is not approved, endorsed, or authorized by ACT, Inc. and should not be viewed or used as such. ACT®, PLAN®, EXPLORE®, and WORKKEYS® are registered trademarks of ACT, Inc., which is not affiliated with Cambridge Educational Services, Inc.

PLAN®Formative Connection Report

Item	Ans	LMH	N=	A/F	B/G	C/H	D/J	E/K	Omit	Error	% Correct (without omits and errors)
English - 50 items - Score Range 16-23 (64%)											
Rhetorical Skills (54%)											
Strategy (52%)											
Approp. Suppor. Mat. (60%)											
4	H	[16 - 23]	n=173	37 (21%)	21 (12%)	98 (57%)	16 (9%)	0 (0%)	1	0	57%
10	H	[16 - 23]	n=173	18 (10%)	12 (7%)	132 (76%)	11 (6%)	0 (0%)	0	0	76%
15	C	[16 - 23]	n=173	12 (7%)	43 (25%)	97 (56%)	20 (12%)	0 (0%)	1	0	56%
19	C	[16 - 23]	n=173	21 (12%)	32 (18%)	112 (65%)	8 (5%)	0 (0%)	0	0	65%
46	F	[16 - 23]	n=173	65 (38%)	37 (21%)	24 (14%)	19 (11%)	0 (0%)	28	0	45%
Eff. Trans. Sent. (36%)											
9	B	[16 - 23]	n=173	56 (32%)	54 (31%)	16 (9%)	46 (27%)	0 (0%)	1	0	31%
26	G	[16 - 23]	n=173	63 (36%)	71 (41%)	20 (12%)	19 (11%)	0 (0%)	0	0	41%
Eff. Concl. Sent. (64%)											
12	G	[16 - 23]	n=173	52 (30%)	111 (64%)	0 (0%)	10 (6%)	0 (0%)	0	0	64%
Main Idea (44%)											
43	D	[16 - 23]	n=173	24 (14%)	38 (22%)	31 (18%)	60 (35%)	0 (0%)	20	0	39%
48	F	[16 - 23]	n=173	68 (39%)	18 (10%)	34 (20%)	20 (12%)	0 (0%)	33	0	49%
50	H	[16 - 23]	n=173	26 (15%)	30 (17%)	58 (34%)	18 (10%)	0 (0%)	41	0	44%
Org. (48%)											
Sent.-Lev. Struct. (48%)											
5	B	[16 - 23]	n=173	58 (34%)	47 (27%)	25 (14%)	43 (25%)	0 (0%)	0	0	27%
8	G	[16 - 23]	n=173	33 (19%)	107 (62%)	23 (13%)	10 (6%)	0 (0%)	0	0	62%
49	A	[16 - 23]	n=173	76 (44%)	31 (18%)	23 (13%)	5 (3%)	0 (0%)	38	0	56%
Style (57%)											
Conciseness (57%)											
24	J	[16 - 23]	n=173	28 (16%)	25 (14%)	18 (10%)	102 (59%)	0 (0%)	0	0	59%
36	J	[16 - 23]	n=173	26 (15%)	26 (15%)	3 (2%)	112 (65%)	0 (0%)	6	0	67%
44	H	[16 - 23]	n=173	45 (26%)	21 (12%)	66 (38%)	17 (10%)	0 (0%)	24	0	44%
No Change (66%)											
13	A	[16 - 23]	n=173	130 (75%)	21 (12%)	17 (10%)	3 (2%)	0 (0%)	2	0	76%
23	A	[16 - 23]	n=173	126 (73%)	12 (7%)	8 (5%)	27 (16%)	0 (0%)	0	0	73%
42	F	[16 - 23]	n=173	73 (42%)	28 (16%)	24 (14%)	27 (16%)	0 (0%)	21	0	48%
Usage/Mechanics (70%)											
Sent. Struct. (67%)											
Fragments (74%)											
22	J	[16 - 23]	n=173	9 (5%)	29 (17%)	0 (0%)	135 (78%)	0 (0%)	0	0	78%
45	B	[16 - 23]	n=173	10 (6%)	104 (60%)	16 (9%)	18 (10%)	0 (0%)	25	0	70%
Coord. & Subord. (68%)											
6	J	[16 - 23]	n=173	3 (2%)	14 (8%)	6 (3%)	149 (86%)	0 (0%)	0	1	87%
11	D	[16 - 23]	n=173	4 (2%)	54 (31%)	4 (2%)	111 (64%)	0 (0%)	0	0	64%
18	H	[16 - 23]	n=173	43 (25%)	19 (11%)	95 (55%)	16 (9%)	0 (0%)	0	0	55%

This score report was generated by Cambridge Educational Services, Inc. using an ACT, Inc. Sample/Practice exam. This report is not approved, endorsed, or authorized by ACT, Inc. and should not be viewed or used as such. ACT , PLAN , EXPLORE , and WORKKEYS are registered trademarks of ACT, Inc., which is not affiliated with Cambridge Educational Services, Inc.

PLAN Formative Connection Report

Item	Ans	LMH	N=	A/F	B/G	C/H	D/J	E/K	Omit	Error	% Correct (without omits and errors)
47	D	[16 - 23]	n=173	16 (9%)	22 (13%)	7 (4%)	97 (56%)	0 (0%)	31	0	68%
 Misplaced Modifiers (64%)											
30	G	[16 - 23]	n=173	30 (17%)	134 (77%)	1 (1%)	7 (4%)	0 (0%)	1	0	78%
34	H	[16 - 23]	n=173	39 (23%)	14 (8%)	83 (48%)	33 (19%)	0 (0%)	4	0	49%
 Unintended Meanings (54%)											
25	C	[16 - 23]	n=173	42 (24%)	26 (15%)	93 (54%)	12 (7%)	0 (0%)	0	0	54%
Punctuation (70%)											
 Commas (77%)											
3	B	[16 - 23]	n=173	9 (5%)	161 (93%)	1 (1%)	1 (1%)	0 (0%)	0	1	94%
14	J	[16 - 23]	n=173	30 (17%)	5 (3%)	24 (14%)	113 (65%)	0 (0%)	1	0	66%
35	B	[16 - 23]	n=173	7 (4%)	121 (70%)	30 (17%)	8 (5%)	0 (0%)	7	0	73%
 Apostrophes (45%)											
39	D	[16 - 23]	n=173	22 (13%)	21 (12%)	45 (26%)	73 (42%)	0 (0%)	11	1	45%
No Change (74%)											
2	F	[16 - 23]	n=173	138 (80%)	1 (1%)	20 (12%)	13 (8%)	0 (0%)	1	0	80%
16	F	[16 - 23]	n=173	147 (85%)	24 (14%)	2 (1%)	0 (0%)	0 (0%)	0	0	85%
20	F	[16 - 23]	n=173	152 (88%)	10 (6%)	10 (6%)	0 (0%)	0 (0%)	1	0	88%
29	A	[16 - 23]	n=173	96 (55%)	31 (18%)	24 (14%)	20 (12%)	0 (0%)	2	0	56%
33	A	[16 - 23]	n=173	128 (74%)	23 (13%)	13 (8%)	6 (3%)	0 (0%)	2	1	75%
38	F	[16 - 23]	n=173	89 (51%)	54 (31%)	14 (8%)	5 (3%)	0 (0%)	11	0	55%
Grammar & Usage (71%)											
 Pronoun Usage (51%)											
21	D	[16 - 23]	n=173	16 (9%)	71 (41%)	2 (1%)	84 (49%)	0 (0%)	0	0	49%
31	C	[16 - 23]	n=173	44 (25%)	21 (12%)	90 (52%)	15 (9%)	0 (0%)	1	2	53%
Verb Tense (62%)											
28	H	[16 - 23]	n=173	1 (1%)	57 (33%)	106 (61%)	7 (4%)	0 (0%)	2	0	62%
Diction (78%)											
1	C	[16 - 23]	n=173	10 (6%)	26 (15%)	137 (79%)	0 (0%)	0 (0%)	0	0	79%
7	D	[16 - 23]	n=173	2 (1%)	15 (9%)	2 (1%)	153 (88%)	0 (0%)	1	0	89%
32	J	[16 - 23]	n=173	10 (6%)	10 (6%)	32 (18%)	119 (69%)	0 (0%)	2	0	70%
37	B	[16 - 23]	n=173	16 (9%)	138 (80%)	6 (3%)	5 (3%)	0 (0%)	8	0	84%
41	B	[16 - 23]	n=173	10 (6%)	105 (61%)	37 (21%)	6 (3%)	0 (0%)	15	0	66%
Nouns & Noun Clauses (80%)											
17	D	[16 - 23]	n=173	8 (5%)	10 (6%)	9 (5%)	144 (83%)	0 (0%)	2	0	84%
27	D	[16 - 23]	n=173	5 (3%)	25 (14%)	12 (7%)	130 (75%)	0 (0%)	1	0	76%
Faulty or Illogical Comparisons (72%)											
40	H	[16 - 23]	n=173	12 (7%)	29 (17%)	115 (66%)	4 (2%)	0 (0%)	13	0	72%

This score report was generated by Cambridge Educational Services, Inc. using an ACT Inc. Sample/Practice exam. This report is not approved, endorsed, or authorized by ACT Inc. and should not be viewed or used as such. ACT®, PLAN®, EXPLORE®, and WORKKEYS® are registered trademarks of ACT Inc., which is not affiliated with Cambridge Educational Services, Inc.

PLAN®Formative Connection Report

Item	Ans	LMH	N=	A/F	B/G	C/H	D/J	E/K	Omit	Error	% Correct (without omits and errors)
English - 50 items - Score Range 24+ (91%)											
Rhetorical Skills (88%)											
Strategy (89%)											
Approp. Suppor. Mat. (91%)											
4	H	[24 - 32]	n=14	0 (0%)	1 (7%)	12 (86%)	1 (7%)	0 (0%)	0	0	86%
10	H	[24 - 32]	n=14	0 (0%)	0 (0%)	14 (100%)	0 (0%)	0 (0%)	0	0	100%
15	C	[24 - 32]	n=14	2 (14%)	1 (7%)	11 (79%)	0 (0%)	0 (0%)	0	0	79%
19	C	[24 - 32]	n=14	0 (0%)	1 (7%)	13 (93%)	0 (0%)	0 (0%)	0	0	93%
46	F	[24 - 32]	n=14	14 (100%)	0 (0%)	0 (0%)	0 (0%)	0 (0%)	0	0	100%
Eff. Trans. Sent. (86%)											
9	B	[24 - 32]	n=14	4 (29%)	10 (71%)	0 (0%)	0 (0%)	0 (0%)	0	0	71%
26	G	[24 - 32]	n=14	0 (0%)	14 (100%)	0 (0%)	0 (0%)	0 (0%)	0	0	100%
Eff. Concl. Sent. (100%)											
12	G	[24 - 32]	n=14	0 (0%)	14 (100%)	0 (0%)	0 (0%)	0 (0%)	0	0	100%
Main Idea (83%)											
43	D	[24 - 32]	n=14	0 (0%)	1 (7%)	1 (7%)	12 (86%)	0 (0%)	0	0	86%
48	F	[24 - 32]	n=14	11 (79%)	1 (7%)	1 (7%)	1 (7%)	0 (0%)	0	0	79%
50	H	[24 - 32]	n=14	1 (7%)	1 (7%)	11 (79%)	0 (0%)	0 (0%)	1	0	85%
Org. (78%)											
Sent.-Lev. Struct. (78%)											
5	B	[24 - 32]	n=14	2 (14%)	7 (50%)	2 (14%)	3 (21%)	0 (0%)	0	0	50%
8	G	[24 - 32]	n=14	0 (0%)	13 (93%)	0 (0%)	1 (7%)	0 (0%)	0	0	93%
49	A	[24 - 32]	n=14	11 (79%)	0 (0%)	1 (7%)	0 (0%)	0 (0%)	1	1	92%
Style (90%)											
Conciseness (90%)											
24	J	[24 - 32]	n=14	2 (14%)	0 (0%)	0 (0%)	12 (86%)	0 (0%)	0	0	86%
36	J	[24 - 32]	n=14	0 (0%)	1 (7%)	0 (0%)	13 (93%)	0 (0%)	0	0	93%
44	H	[24 - 32]	n=14	0 (0%)	0 (0%)	13 (93%)	1 (7%)	0 (0%)	0	0	93%
No Change (93%)											
13	A	[24 - 32]	n=14	14 (100%)	0 (0%)	0 (0%)	0 (0%)	0 (0%)	0	0	100%
23	A	[24 - 32]	n=14	14 (100%)	0 (0%)	0 (0%)	0 (0%)	0 (0%)	0	0	100%
42	F	[24 - 32]	n=14	11 (79%)	1 (7%)	0 (0%)	2 (14%)	0 (0%)	0	0	79%
Usage/Mechanics (92%)											
Sent. Struct. (91%)											
Fragments (93%)											
22	J	[24 - 32]	n=14	0 (0%)	0 (0%)	0 (0%)	14 (100%)	0 (0%)	0	0	100%
45	B	[24 - 32]	n=14	0 (0%)	12 (86%)	1 (7%)	1 (7%)	0 (0%)	0	0	86%
Coord. & Subord. (95%)											
6	J	[24 - 32]	n=14	0 (0%)	0 (0%)	0 (0%)	14 (100%)	0 (0%)	0	0	100%
11	D	[24 - 32]	n=14	0 (0%)	0 (0%)	0 (0%)	14 (100%)	0 (0%)	0	0	100%
18	H	[24 - 32]	n=14	1 (7%)	2 (14%)	11 (79%)	0 (0%)	0 (0%)	0	0	79%

This score report was generated by Cambridge Educational Services, Inc. using an ACT Inc. Sample/Practice exam. This report is not approved, endorsed, or authorized by ACT, Inc. and should not be viewed or used as such. ACT , PLAN , EXPLORE , and WORKKEYS are registered trademarks of ACT Inc., which is not affiliated with Cambridge Educational Services, Inc.

PLAN Formative Connection Report

Item	Ans	LMH	N=	A/F	B/G	C/H	D/J	E/K	Omit	Error	% Correct (without omits and errors)
47	D	[24 - 32]	n=14	0 (0%)	0 (0%)	0 (0%)	14 (100%)	0 (0%)	0	0	100%
Misplaced Modifiers (86%)											
30	G	[24 - 32]	n=14	0 (0%)	14 (100%)	0 (0%)	0 (0%)	0 (0%)	0	0	100%
34	H	[24 - 32]	n=14	1 (7%)	1 (7%)	10 (71%)	2 (14%)	0 (0%)	0	0	71%
Unintended Meanings (86%)											
25	C	[24 - 32]	n=14	1 (7%)	1 (7%)	12 (86%)	0 (0%)	0 (0%)	0	0	86%
Punctuation (91%)											
Commas (93%)											
3	B	[24 - 32]	n=14	1 (7%)	13 (93%)	0 (0%)	0 (0%)	0 (0%)	0	0	93%
14	J	[24 - 32]	n=14	0 (0%)	0 (0%)	0 (0%)	14 (100%)	0 (0%)	0	0	100%
35	B	[24 - 32]	n=14	0 (0%)	12 (86%)	2 (14%)	0 (0%)	0 (0%)	0	0	86%
Apostrophes (86%)											
39	D	[24 - 32]	n=14	1 (7%)	0 (0%)	1 (7%)	12 (86%)	0 (0%)	0	0	86%
No Change (98%)											
2	F	[24 - 32]	n=14	14 (100%)	0 (0%)	0 (0%)	0 (0%)	0 (0%)	0	0	100%
16	F	[24 - 32]	n=14	14 (100%)	0 (0%)	0 (0%)	0 (0%)	0 (0%)	0	0	100%
20	F	[24 - 32]	n=14	14 (100%)	0 (0%)	0 (0%)	0 (0%)	0 (0%)	0	0	100%
29	A	[24 - 32]	n=14	13 (93%)	0 (0%)	1 (7%)	0 (0%)	0 (0%)	0	0	93%
33	A	[24 - 32]	n=14	14 (100%)	0 (0%)	0 (0%)	0 (0%)	0 (0%)	0	0	100%
38	F	[24 - 32]	n=14	13 (93%)	1 (7%)	0 (0%)	0 (0%)	0 (0%)	0	0	93%
Grammar & Usage (91%)											
Pronoun Usage (82%)											
21	D	[24 - 32]	n=14	0 (0%)	2 (14%)	0 (0%)	12 (86%)	0 (0%)	0	0	86%
31	C	[24 - 32]	n=14	3 (21%)	0 (0%)	11 (79%)	0 (0%)	0 (0%)	0	0	79%
Verb Tense (93%)											
28	H	[24 - 32]	n=14	0 (0%)	1 (7%)	13 (93%)	0 (0%)	0 (0%)	0	0	93%
Diction (90%)											
1	C	[24 - 32]	n=14	0 (0%)	3 (21%)	11 (79%)	0 (0%)	0 (0%)	0	0	79%
7	D	[24 - 32]	n=14	0 (0%)	2 (14%)	0 (0%)	12 (86%)	0 (0%)	0	0	86%
32	J	[24 - 32]	n=14	1 (7%)	1 (7%)	0 (0%)	12 (86%)	0 (0%)	0	0	86%
37	B	[24 - 32]	n=14	0 (0%)	14 (100%)	0 (0%)	0 (0%)	0 (0%)	0	0	100%
41	B	[24 - 32]	n=14	0 (0%)	14 (100%)	0 (0%)	0 (0%)	0 (0%)	0	0	100%
Nouns & Noun Clauses (96%)											
17	D	[24 - 32]	n=14	0 (0%)	0 (0%)	0 (0%)	14 (100%)	0 (0%)	0	0	100%
27	D	[24 - 32]	n=14	0 (0%)	0 (0%)	1 (7%)	13 (93%)	0 (0%)	0	0	93%
Faulty or Illogical Comparisons (100%)											
40	H	[24 - 32]	n=14	0 (0%)	0 (0%)	14 (100%)	0 (0%)	0 (0%)	0	0	100%






This score report was generated by Cambridge Educational Services, Inc. using an ACT, Inc. Sample/Practice exam. This report is not approved, endorsed, or authorized by ACT, Inc. and should not be viewed or used as such. ACT®, PLAN®, EXPLORE®, and WORKKEYS® are registered trademarks of ACT, Inc., which is not affiliated with Cambridge Educational Services, Inc.

PLAN®Formative Connection Report

Item	Ans	LMH	N=	A/F	B/G	C/H	D/J	E/K	Omit	Error	% Correct (without omits and errors)
Mathematics - 40 items - Score Range 1-15 (29%)											
Arith. (34%)											
Simple Manip. (36%)											
2	K	[1 - 15]	n=235	29 (12%)	58 (25%)	25 (11%)	15 (6%)	107 (46%)	1	0	46%
7	B	[1 - 15]	n=235	12 (5%)	95 (40%)	31 (13%)	24 (10%)	69 (29%)	3	1	41%
12	K	[1 - 15]	n=235	34 (14%)	46 (20%)	43 (18%)	39 (17%)	67 (29%)	3	3	29%
18	K	[1 - 15]	n=235	49 (21%)	31 (13%)	37 (16%)	32 (14%)	79 (34%)	5	2	35%
19	E	[1 - 15]	n=235	15 (6%)	46 (20%)	43 (18%)	25 (11%)	100 (43%)	5	1	44%
37	B	[1 - 15]	n=235	57 (24%)	23 (10%)	30 (13%)	32 (14%)	19 (8%)	74	0	14%
Complic. Arith. App. (53%)											
5	D	[1 - 15]	n=235	18 (8%)	27 (11%)	48 (20%)	124 (53%)	15 (6%)	3	0	53%
Common Arith. (29%)											
Prop. of Numbers (39%)											
4	H	[1 - 15]	n=235	19 (8%)	43 (18%)	110 (47%)	21 (9%)	39 (17%)	3	0	47%
16	J	[1 - 15]	n=235	36 (15%)	42 (18%)	50 (21%)	68 (29%)	26 (11%)	11	2	31%
Abs. Value (6%)											
22	H	[1 - 15]	n=235	158 (67%)	25 (11%)	13 (6%)	20 (9%)	5 (2%)	13	1	6%
Percents (34%)											
8	J	[1 - 15]	n=235	32 (14%)	33 (14%)	24 (10%)	79 (34%)	63 (27%)	4	0	34%
Proportions (25%)											
13	D	[1 - 15]	n=235	33 (14%)	49 (21%)	58 (25%)	57 (24%)	32 (14%)	6	0	25%
Alg. (26%)											
Manip. Alg. Expr. (29%)											
Basic Alg. Manip. (35%)											
11	A	[1 - 15]	n=235	68 (29%)	57 (24%)	46 (20%)	35 (15%)	24 (10%)	5	0	30%
17	A	[1 - 15]	n=235	95 (40%)	17 (7%)	76 (32%)	15 (6%)	28 (12%)	4	0	41%
Evaluating Expr. (23%)											
9	D	[1 - 15]	n=235	47 (20%)	59 (25%)	62 (26%)	49 (21%)	14 (6%)	4	0	21%
15	D	[1 - 15]	n=235	39 (17%)	51 (22%)	59 (25%)	57 (24%)	23 (10%)	5	1	25%
Solving Eq. w/1 Var. (17%)											
Eq. Inv. Abs. Value (10%)											
36	K	[1 - 15]	n=235	26 (11%)	60 (26%)	32 (14%)	33 (14%)	17 (7%)	67	0	10%
Simple Ineq. (22%)											
24	G	[1 - 15]	n=235	38 (16%)	48 (20%)	79 (34%)	38 (16%)	18 (8%)	14	0	22%
Alg. Functions (31%)											
Functions as Models (31%)											
3	D	[1 - 15]	n=235	8 (3%)	27 (11%)	91 (39%)	72 (31%)	35 (15%)	2	0	31%
Coord. Geo. (27%)											
Coord. System (19%)											
25	A	[1 - 15]	n=235	30 (13%)	50 (21%)	52 (22%)	54 (23%)	31 (13%)	16	2	14%
31	D	[1 - 15]	n=235	46 (20%)	50 (21%)	34 (14%)	50 (21%)	14 (6%)	41	0	26%
Graphs of Quadratic Equations (27%)											
26	H	[1 - 15]	n=235	22 (9%)	54 (23%)	57 (24%)	52 (22%)	27 (11%)	22	1	27%

This score report was generated by Cambridge Educational Services, Inc. using an ACT Inc. Sample/Practice exam. This report is not approved, endorsed, or authorized by ACT, Inc. and should not be viewed or used as such. ACT, PLAN, EXPLORE, and WORKKEYS are registered trademarks of ACT Inc., which is not affiliated with Cambridge Educational Services, Inc.

PLAN Formative Connection Report

Item	Ans	LMH	N=	A/F	B/G	C/H	D/J	E/K	Omit	Error	% Correct (without omits and errors)
 Qual. Behavior of Graphs of Funct. (33%)											
33	B	[1 - 15]	n=235	26 (11%)	60 (26%)	58 (25%)	22 (9%)	18 (8%)	51	0	33%
Transformations & Graphs of Funct (10%)											
38	K	[1 - 15]	n=235	24 (10%)	36 (15%)	47 (20%)	36 (15%)	16 (7%)	76	0	10%
 Slope of a Line (27%)											
34	H	[1 - 15]	n=235	39 (17%)	50 (21%)	48 (20%)	29 (12%)	14 (6%)	55	0	27%
Slope-Intercept Form (51%)											
10	F	[1 - 15]	n=235	117 (50%)	30 (13%)	39 (17%)	22 (9%)	21 (9%)	6	0	51%
Geo. (29%)											
Lines & Angles (46%)											
1	C	[1 - 15]	n=235	32 (14%)	18 (8%)	160 (68%)	12 (5%)	11 (5%)	1	1	69%
23	B	[1 - 15]	n=235	43 (18%)	50 (21%)	78 (33%)	34 (14%)	16 (7%)	13	1	23%
Tri. (31%)											
 Working w/Tri. (31%)											
27	A	[1 - 15]	n=235	66 (28%)	86 (37%)	24 (10%)	25 (11%)	12 (5%)	21	1	31%
 Pythagorean Theorem (31%)											
21	C	[1 - 15]	n=235	40 (17%)	41 (17%)	68 (29%)	58 (25%)	14 (6%)	12	2	31%
Rectangles & Squares (23%)											
20	G	[1 - 15]	n=235	53 (23%)	70 (30%)	21 (9%)	51 (22%)	31 (13%)	9	0	31%
35	A	[1 - 15]	n=235	20 (9%)	60 (26%)	40 (17%)	36 (15%)	17 (7%)	62	0	12%
Complex Figures (20%)											
29	D	[1 - 15]	n=235	26 (11%)	55 (23%)	62 (26%)	39 (17%)	23 (10%)	30	0	19%
32	G	[1 - 15]	n=235	20 (9%)	41 (17%)	51 (22%)	49 (21%)	31 (13%)	43	0	21%
40	K	[1 - 15]	n=235	26 (11%)	34 (14%)	35 (15%)	31 (13%)	28 (12%)	81	0	18%
 Geo. (22%)											
14	F	[1 - 15]	n=235	50 (21%)	35 (15%)	29 (12%)	92 (39%)	24 (10%)	5	0	22%
Stats. & Prob. (19%)											
Averages (22%)											
6	H	[1 - 15]	n=235	61 (26%)	52 (22%)	50 (21%)	36 (15%)	33 (14%)	3	0	22%
Stats. & Prob. (19%)											
28	H	[1 - 15]	n=235	70 (30%)	23 (10%)	47 (20%)	52 (22%)	19 (8%)	23	1	22%
39	E	[1 - 15]	n=235	23 (10%)	34 (14%)	29 (12%)	43 (18%)	21 (9%)	83	2	14%
Data Representation (16%)											
Pie Charts (16%)											
30	H	[1 - 15]	n=235	89 (38%)	48 (20%)	33 (14%)	14 (6%)	17 (7%)	34	0	16%







This score report was generated by Cambridge Educational Services, Inc. using an ACT Inc. Sample/Practice exam. This report is not approved, endorsed, or authorized by ACT Inc. and should not be viewed or used as such. ACT®, PLAN®, EXPLORE®, and WORKKEYS® are registered trademarks of ACT Inc., which is not affiliated with Cambridge Educational Services, Inc.

PLAN®Formative Connection Report

Item	Ans	LMH	N=	A/F	B/G	C/H	D/J	E/K	Omit	Error	% Correct (without omits and errors)
Mathematics - 40 items - Score Range 16-23 (56%)											
Arith. (68%)											
Simple Manip. (72%)											
2	K	[16 - 23]	n=225	8 (4%)	8 (4%)	4 (2%)	5 (2%)	199 (88%)	1	0	89%
7	B	[16 - 23]	n=225	3 (1%)	178 (79%)	4 (2%)	1 (0%)	38 (17%)	1	0	79%
12	K	[16 - 23]	n=225	4 (2%)	11 (5%)	24 (11%)	20 (9%)	165 (73%)	1	0	74%
18	K	[16 - 23]	n=225	8 (4%)	8 (4%)	25 (11%)	14 (6%)	169 (75%)	1	0	75%
19	E	[16 - 23]	n=225	5 (2%)	20 (9%)	21 (9%)	11 (5%)	167 (74%)	1	0	75%
37	B	[16 - 23]	n=225	35 (16%)	59 (26%)	42 (19%)	40 (18%)	12 (5%)	36	1	31%
Complic. Arith. App. (89%)											
5	D	[16 - 23]	n=225	5 (2%)	5 (2%)	15 (7%)	199 (88%)	0 (0%)	1	0	89%
Common Arith. (60%)											
Prop. of Numbers (75%)											
4	H	[16 - 23]	n=225	7 (3%)	7 (3%)	181 (80%)	12 (5%)	15 (7%)	3	0	82%
16	J	[16 - 23]	n=225	8 (4%)	23 (10%)	34 (15%)	154 (68%)	6 (3%)	0	0	68%
Abs. Value (17%)											
22	H	[16 - 23]	n=225	160 (71%)	2 (1%)	39 (17%)	16 (7%)	7 (3%)	1	0	17%
Percents (74%)											
8	J	[16 - 23]	n=225	12 (5%)	16 (7%)	3 (1%)	166 (74%)	28 (12%)	0	0	74%
Proportions (57%)											
13	D	[16 - 23]	n=225	11 (5%)	28 (12%)	33 (15%)	128 (57%)	24 (11%)	1	0	57%
Alg. (56%)											
Manip. Alg. Expr. (65%)											
Basic Alg. Manip. (70%)											
11	A	[16 - 23]	n=225	118 (52%)	28 (12%)	18 (8%)	13 (6%)	46 (20%)	1	1	53%
17	A	[16 - 23]	n=225	193 (86%)	2 (1%)	17 (8%)	2 (1%)	10 (4%)	1	0	86%
Evaluating Expr. (61%)											
9	D	[16 - 23]	n=225	10 (4%)	25 (11%)	48 (21%)	136 (60%)	4 (2%)	2	0	61%
15	D	[16 - 23]	n=225	20 (9%)	14 (6%)	47 (21%)	135 (60%)	5 (2%)	4	0	61%
Solving Eq. w/1 Var. (31%)											
Eq. Inv. Abs.Value (25%)											
36	K	[16 - 23]	n=225	34 (15%)	68 (30%)	20 (9%)	24 (11%)	49 (22%)	30	0	25%
Simple Ineq. (35%)											
24	G	[16 - 23]	n=225	46 (20%)	78 (35%)	60 (27%)	30 (13%)	7 (3%)	2	2	35%
Alg. Functions (68%)											
Functions as Models (68%)											
3	D	[16 - 23]	n=225	1 (0%)	5 (2%)	50 (22%)	152 (68%)	16 (7%)	1	0	68%
Coord. Geo. (48%)											
Coord. System (58%)											
25	A	[16 - 23]	n=225	133 (59%)	47 (21%)	20 (9%)	12 (5%)	12 (5%)	1	0	59%
31	D	[16 - 23]	n=225	15 (7%)	40 (18%)	31 (14%)	121 (54%)	6 (3%)	12	0	57%
Graphs of Quadratic Equations (45%)											
26	H	[16 - 23]	n=225	14 (6%)	24 (11%)	100 (44%)	53 (24%)	30 (13%)	3	1	45%

This score report was generated by Cambridge Educational Services, Inc. using an ACT, Inc. Sample/Practice exam. This report is not approved, endorsed, or authorized by ACT, Inc. and should not be viewed or used as such. ACT, PLAN, EXPLORE, and WORKKEYS are registered trademarks of ACT, Inc., which is not affiliated with Cambridge Educational Services, Inc.

PLAN Formative Connection Report

Item	Ans	LMH	N=	A/F	B/G	C/H	D/J	E/K	Omit	Error	% Correct (without omits and errors)
 Qual. Behavior of Graphs of Funct. (34%)											
33	B	[16 - 23]	n=225	34 (15%)	70 (31%)	55 (24%)	26 (12%)	20 (9%)	20	0	34%
Transformations & Graphs of Funct (23%)											
38	K	[16 - 23]	n=225	37 (16%)	29 (13%)	34 (15%)	41 (18%)	42 (19%)	42	0	23%
 Slope of a Line (33%)											
34	H	[16 - 23]	n=225	25 (11%)	58 (26%)	68 (30%)	31 (14%)	21 (9%)	22	0	33%
Slope-Intercept Form (76%)											
10	F	[16 - 23]	n=225	169 (75%)	23 (10%)	18 (8%)	7 (3%)	5 (2%)	3	0	76%
Geo. (52%)											
Lines & Angles (77%)											
1	C	[16 - 23]	n=225	8 (4%)	5 (2%)	204 (91%)	4 (2%)	3 (1%)	1	0	91%
23	B	[16 - 23]	n=225	35 (16%)	140 (62%)	29 (13%)	12 (5%)	8 (4%)	0	1	63%
Tri. (49%)											
 Working w/Tri. (47%)											
27	A	[16 - 23]	n=225	106 (47%)	82 (36%)	7 (3%)	16 (7%)	13 (6%)	1	0	47%
 Pythagorean Theorem (51%)											
21	C	[16 - 23]	n=225	19 (8%)	15 (7%)	115 (51%)	65 (29%)	10 (4%)	1	0	51%
 Rectangles & Squares (42%)											
20	G	[16 - 23]	n=225	47 (21%)	133 (59%)	11 (5%)	24 (11%)	9 (4%)	1	0	59%
35	A	[16 - 23]	n=225	44 (20%)	46 (20%)	59 (26%)	36 (16%)	10 (4%)	30	0	23%
Complex Figures (43%)											
29	D	[16 - 23]	n=225	12 (5%)	43 (19%)	29 (13%)	128 (57%)	11 (5%)	2	0	57%
32	G	[16 - 23]	n=225	23 (10%)	102 (45%)	38 (17%)	30 (13%)	17 (8%)	15	0	49%
40	K	[16 - 23]	n=225	24 (11%)	19 (8%)	42 (19%)	61 (27%)	31 (14%)	48	0	18%
Geo. (51%)											
14	F	[16 - 23]	n=225	115 (51%)	11 (5%)	7 (3%)	74 (33%)	17 (8%)	1	0	51%
Stats. & Prob. (41%)											
Averages (64%)											
6	H	[16 - 23]	n=225	24 (11%)	32 (14%)	142 (63%)	13 (6%)	12 (5%)	2	0	64%
Stats. & Prob. (33%)											
28	H	[16 - 23]	n=225	45 (20%)	31 (14%)	88 (39%)	47 (21%)	7 (3%)	6	1	40%
39	E	[16 - 23]	n=225	17 (8%)	37 (16%)	47 (21%)	38 (17%)	43 (19%)	43	0	24%
Data Representation (33%)											
 Pie Charts (33%)											
30	H	[16 - 23]	n=225	84 (37%)	42 (19%)	73 (32%)	15 (7%)	6 (3%)	5	0	33%






This score report was generated by Cambridge Educational Services, Inc. using an ACT, Inc. Sample/Practice exam. This report is not approved, endorsed, or authorized by ACT, Inc. and should not be viewed or used as such. ACT®, PLAN®, EXPLORE®, and WORKKEYS® are registered trademarks of ACT, Inc., which is not affiliated with Cambridge Educational Services, Inc.

PLAN®Formative Connection Report

Item	Ans	LMH	N=	A/F	B/G	C/H	D/J	E/K	Omit	Error	% Correct (without omits and errors)
Mathematics - 40 items - Score Range 24+ (84%)											
Arith. (89%)											
Simple Manip. (90%)											
2	K	[24 - 32]	n=28	0 (0%)	0 (0%)	0 (0%)	0 (0%)	28 (100%)	0	0	100%
7	B	[24 - 32]	n=28	0 (0%)	28 (100%)	0 (0%)	0 (0%)	0 (0%)	0	0	100%
12	K	[24 - 32]	n=28	0 (0%)	0 (0%)	0 (0%)	0 (0%)	28 (100%)	0	0	100%
18	K	[24 - 32]	n=28	0 (0%)	0 (0%)	2 (7%)	1 (4%)	25 (89%)	0	0	89%
19	E	[24 - 32]	n=28	0 (0%)	1 (4%)	2 (7%)	4 (14%)	19 (68%)	1	1	73%
37	B	[24 - 32]	n=28	0 (0%)	19 (68%)	4 (14%)	0 (0%)	3 (11%)	2	0	73%
Complic. Arith. App. (100%)											
5	D	[24 - 32]	n=28	0 (0%)	0 (0%)	0 (0%)	28 (100%)	0 (0%)	0	0	100%
Common Arith. (85%)											
Prop. of Numbers (89%)											
4	H	[24 - 32]	n=28	0 (0%)	0 (0%)	28 (100%)	0 (0%)	0 (0%)	0	0	100%
16	J	[24 - 32]	n=28	1 (4%)	3 (11%)	2 (7%)	22 (79%)	0 (0%)	0	0	79%
Abs. Value (57%)											
22	H	[24 - 32]	n=28	8 (29%)	0 (0%)	16 (57%)	1 (4%)	3 (11%)	0	0	57%
Percents (100%)											
8	J	[24 - 32]	n=28	0 (0%)	0 (0%)	0 (0%)	28 (100%)	0 (0%)	0	0	100%
Proportions (89%)											
13	D	[24 - 32]	n=28	0 (0%)	0 (0%)	2 (7%)	25 (89%)	1 (4%)	0	0	89%
Alg. (86%)											
Manip. Alg. Expr. (89%)											
Basic Alg. Manip. (88%)											
11	A	[24 - 32]	n=28	21 (75%)	1 (4%)	1 (4%)	0 (0%)	5 (18%)	0	0	75%
17	A	[24 - 32]	n=28	28 (100%)	0 (0%)	0 (0%)	0 (0%)	0 (0%)	0	0	100%
Evaluating Expr. (91%)											
9	D	[24 - 32]	n=28	0 (0%)	1 (4%)	2 (7%)	25 (89%)	0 (0%)	0	0	89%
15	D	[24 - 32]	n=28	0 (0%)	1 (4%)	1 (4%)	26 (93%)	0 (0%)	0	0	93%
Solving Eq. w/1 Var. (73%)											
Eq. Inv. Abs.Value (82%)											
36	K	[24 - 32]	n=28	3 (11%)	1 (4%)	0 (0%)	1 (4%)	23 (82%)	0	0	82%
Simple Ineq. (64%)											
24	G	[24 - 32]	n=28	5 (18%)	18 (64%)	4 (14%)	1 (4%)	0 (0%)	0	0	64%
Alg. Functions (100%)											
Functions as Models (100%)											
3	D	[24 - 32]	n=28	0 (0%)	0 (0%)	0 (0%)	28 (100%)	0 (0%)	0	0	100%
Coord. Geo. (75%)											
Coord. System (84%)											
25	A	[24 - 32]	n=28	26 (93%)	2 (7%)	0 (0%)	0 (0%)	0 (0%)	0	0	93%
31	D	[24 - 32]	n=28	0 (0%)	5 (18%)	2 (7%)	21 (75%)	0 (0%)	0	0	75%
Graphs of Quadratic Equations (68%)											
26	H	[24 - 32]	n=28	2 (7%)	2 (7%)	19 (68%)	3 (11%)	2 (7%)	0	0	68%

This score report was generated by Cambridge Educational Services, Inc. using an ACT Inc. Sample/Practice exam. This report is not approved, endorsed, or authorized by ACT, Inc. and should not be viewed or used as such. ACT , PLAN , EXPLORE , and WORKKEYS are registered trademarks of ACT Inc., which is not affiliated with Cambridge Educational Services, Inc.

PLAN Formative Connection Report

Item	Ans	LMH	N=	A/F	B/G	C/H	D/J	E/K	Omit	Error	% Correct (without omits and errors)
 Qual. Behavior of Graphs of Funct. (56%)											
!33	B	[24 - 32]	n=28	5 (18%)	15 (54%)	3 (11%)	4 (14%)	0 (0%)	1	0	56%
 Transformations & Graphs of Funct (58%)											
!38	K	[24 - 32]	n=28	1 (4%)	3 (11%)	3 (11%)	4 (14%)	15 (54%)	2	0	58%
Slope of a Line (75%)											
34	H	[24 - 32]	n=28	2 (7%)	2 (7%)	21 (75%)	1 (4%)	2 (7%)	0	0	75%
Slope-Intercept Form (100%)											
10	F	[24 - 32]	n=28	28 (100%)	0 (0%)	0 (0%)	0 (0%)	0 (0%)	0	0	100%
Geo. (84%)											
Lines & Angles (96%)											
1	C	[24 - 32]	n=28	0 (0%)	0 (0%)	27 (96%)	1 (4%)	0 (0%)	0	0	96%
23	B	[24 - 32]	n=28	0 (0%)	27 (96%)	0 (0%)	1 (4%)	0 (0%)	0	0	96%
Tri. (96%)											
Working w/Tri. (100%)											
27	A	[24 - 32]	n=28	28 (100%)	0 (0%)	0 (0%)	0 (0%)	0 (0%)	0	0	100%
Pythagorean Theorem (93%)											
21	C	[24 - 32]	n=28	0 (0%)	0 (0%)	26 (93%)	1 (4%)	1 (4%)	0	0	93%
 Rectangles & Squares (73%)											
20	G	[24 - 32]	n=28	2 (7%)	25 (89%)	1 (4%)	0 (0%)	0 (0%)	0	0	89%
!35	A	[24 - 32]	n=28	16 (57%)	1 (4%)	10 (36%)	1 (4%)	0 (0%)	0	0	57%
 Complex Figures (72%)											
29	D	[24 - 32]	n=28	0 (0%)	0 (0%)	1 (4%)	27 (96%)	0 (0%)	0	0	96%
32	G	[24 - 32]	n=28	0 (0%)	26 (93%)	1 (4%)	1 (4%)	0 (0%)	0	0	93%
!40	K	[24 - 32]	n=28	1 (4%)	2 (7%)	7 (25%)	10 (36%)	6 (21%)	2	0	23%
Geo. (96%)											
14	F	[24 - 32]	n=28	26 (93%)	0 (0%)	0 (0%)	1 (4%)	0 (0%)	0	1	96%
Stats. & Prob. (83%)											
Averages (96%)											
6	H	[24 - 32]	n=28	0 (0%)	0 (0%)	27 (96%)	1 (4%)	0 (0%)	0	0	96%
 Stats. & Prob. (80%)											
28	H	[24 - 32]	n=28	0 (0%)	1 (4%)	27 (96%)	0 (0%)	0 (0%)	0	0	96%
!39	E	[24 - 32]	n=28	0 (0%)	2 (7%)	5 (18%)	3 (11%)	16 (57%)	2	0	62%
Data Representation (75%)											
Pie Charts (75%)											
30	H	[24 - 32]	n=28	6 (21%)	1 (4%)	21 (75%)	0 (0%)	0 (0%)	0	0	75%

This score report was generated by Cambridge Educational Services, Inc. using an ACT Inc. Sample/Practice exam. This report is not approved, endorsed, or authorized by ACT Inc. and should not be viewed or used as such. ACT®, PLAN®, EXPLORE®, and WORKKEYS® are registered trademarks of ACT Inc., which is not affiliated with Cambridge Educational Services, Inc.

PLAN® Formative Connection Report

Item	Ans	LMH	N=	A/F	B/G	C/H	D/J	E/K	Omit	Error	% Correct (without omits and errors)
Reading - 25 items - Score Range 1-15 (35%)											
Social Studies (31%)											
Main Idea (48%)											
9	A	[1 - 15]	n=289	134 (46%)	82 (28%)	34 (12%)	30 (10%)	0 (0%)	8	1	48%
Explicit Detail (29%)											
10	J	[1 - 15]	n=289	43 (15%)	83 (29%)	63 (22%)	91 (31%)	0 (0%)	9	0	33%
11	C	[1 - 15]	n=289	40 (14%)	93 (32%)	47 (16%)	89 (31%)	0 (0%)	19	1	17%
14	J	[1 - 15]	n=289	97 (34%)	64 (22%)	35 (12%)	67 (23%)	0 (0%)	25	1	25%
15	D	[1 - 15]	n=289	109 (38%)	33 (11%)	41 (14%)	74 (26%)	0 (0%)	31	1	29%
16	H	[1 - 15]	n=289	46 (16%)	59 (20%)	100 (35%)	53 (18%)	0 (0%)	31	0	39%
Develop. (32%)											
12	G	[1 - 15]	n=289	82 (28%)	87 (30%)	45 (16%)	58 (20%)	0 (0%)	16	1	32%
App. (25%)											
13	A	[1 - 15]	n=289	66 (23%)	92 (32%)	68 (24%)	37 (13%)	0 (0%)	25	1	25%
Humanities (31%)											
Main Idea (37%)											
17	B	[1 - 15]	n=289	82 (28%)	85 (29%)	30 (10%)	31 (11%)	0 (0%)	61	0	37%
Explicit Detail (38%)											
20	H	[1 - 15]	n=289	43 (15%)	49 (17%)	79 (27%)	37 (13%)	0 (0%)	81	0	38%
Vocabulary (34%)											
19	C	[1 - 15]	n=289	65 (22%)	41 (14%)	74 (26%)	36 (12%)	0 (0%)	73	0	34%
Develop. (24%)											
24	F	[1 - 15]	n=289	45 (16%)	56 (19%)	56 (19%)	31 (11%)	0 (0%)	101	0	24%
Implied Idea (28%)											
18	F	[1 - 15]	n=289	50 (17%)	69 (24%)	62 (21%)	39 (13%)	0 (0%)	68	1	23%
22	J	[1 - 15]	n=289	64 (22%)	62 (21%)	31 (11%)	38 (13%)	0 (0%)	94	0	19%
25	A	[1 - 15]	n=289	78 (27%)	53 (18%)	25 (9%)	23 (8%)	0 (0%)	109	1	44%
Voice (29%)											
21	D	[1 - 15]	n=289	45 (16%)	48 (17%)	49 (17%)	60 (21%)	0 (0%)	87	0	30%
23	A	[1 - 15]	n=289	55 (19%)	64 (22%)	43 (15%)	33 (11%)	0 (0%)	94	0	28%
Prose Fiction (43%)											
Explicit Detail (40%)											
2	G	[1 - 15]	n=289	85 (29%)	57 (20%)	63 (22%)	82 (28%)	0 (0%)	2	0	20%
4	J	[1 - 15]	n=289	64 (22%)	85 (29%)	54 (19%)	84 (29%)	0 (0%)	2	0	29%
6	G	[1 - 15]	n=289	14 (5%)	184 (64%)	53 (18%)	34 (12%)	0 (0%)	4	0	65%
7	A	[1 - 15]	n=289	134 (46%)	68 (24%)	42 (15%)	43 (15%)	0 (0%)	1	1	47%
Vocabulary (53%)											
5	C	[1 - 15]	n=289	38 (13%)	70 (24%)	153 (53%)	26 (9%)	0 (0%)	2	0	53%
Implied Idea (43%)											
3	A	[1 - 15]	n=289	146 (51%)	40 (14%)	49 (17%)	50 (17%)	0 (0%)	4	0	51%

This score report was generated by Cambridge Educational Services, Inc. using an ACT, Inc. Sample/Practice exam. This report is not approved, endorsed, or authorized by ACT, Inc. and should not be viewed or used as such. ACT , PLAN , EXPLORE , and WORKKEYS are registered trademarks of ACT Inc., which is not affiliated with Cambridge Educational Services, Inc.

PLAN Formative Connection Report

Item	Ans	LMH	N=	A/F	B/G	C/H	D/J	E/K	Omit	Error	% Correct (without omits and errors)
8	H	[1 - 15]	n=289	97 (34%)	51 (18%)	102 (35%)	36 (12%)	0 (0%)	3	0	36%
 Voice (40%)											
!1	D	[1 - 15]	n=289	70 (24%)	60 (21%)	41 (14%)	116 (40%)	0 (0%)	1	1	40%

This score report was generated by Cambridge Educational Services, Inc. using an ACT, Inc. Sample/Practice exam. This report is not approved, endorsed, or authorized by ACT, Inc. and should not be viewed or used as such. ACT®, PLAN®, EXPLORE®, and WORKKEYS® are registered trademarks of ACT, Inc., which is not affiliated with Cambridge Educational Services, Inc.

PLAN®Formative Connection Report

Item	Ans	LMH	N=	A/F	B/G	C/H	D/J	E/K	Omit	Error	% Correct (without omits and errors)
Reading - 25 items - Score Range 16-23 (67%)											
Social Studies (60%)											
Main Idea (68%)											
9	A	[16 - 23]	n=176	120 (68%)	35 (20%)	17 (10%)	4 (2%)	0 (0%)	0	0	68%
Explicit Detail (66%)											
10	J	[16 - 23]	n=176	5 (3%)	7 (4%)	14 (8%)	150 (85%)	0 (0%)	0	0	85%
11	C	[16 - 23]	n=176	29 (16%)	58 (33%)	47 (27%)	40 (23%)	0 (0%)	2	0	27%
14	J	[16 - 23]	n=176	35 (20%)	17 (10%)	2 (1%)	121 (69%)	0 (0%)	0	1	69%
15	D	[16 - 23]	n=176	53 (30%)	2 (1%)	5 (3%)	116 (66%)	0 (0%)	0	0	66%
16	H	[16 - 23]	n=176	5 (3%)	21 (12%)	142 (81%)	7 (4%)	0 (0%)	1	0	81%
Develop. (53%)											
12	G	[16 - 23]	n=176	42 (24%)	92 (52%)	12 (7%)	27 (15%)	0 (0%)	2	1	53%
App. (33%)											
13	A	[16 - 23]	n=176	57 (32%)	85 (48%)	20 (11%)	12 (7%)	0 (0%)	2	0	33%
Humanities (62%)											
Main Idea (79%)											
17	B	[16 - 23]	n=176	9 (5%)	132 (75%)	12 (7%)	14 (8%)	0 (0%)	9	0	79%
Explicit Detail (69%)											
20	H	[16 - 23]	n=176	14 (8%)	26 (15%)	109 (62%)	10 (6%)	0 (0%)	17	0	69%
Vocabulary (68%)											
19	C	[16 - 23]	n=176	34 (19%)	12 (7%)	110 (63%)	5 (3%)	0 (0%)	14	1	68%
Develop. (45%)											
24	F	[16 - 23]	n=176	66 (38%)	43 (24%)	22 (13%)	17 (10%)	0 (0%)	28	0	45%
Implied Idea (57%)											
18	F	[16 - 23]	n=176	81 (46%)	42 (24%)	23 (13%)	18 (10%)	0 (0%)	11	1	49%
22	J	[16 - 23]	n=176	54 (31%)	19 (11%)	10 (6%)	72 (41%)	0 (0%)	21	0	46%
25	A	[16 - 23]	n=176	111 (63%)	20 (11%)	7 (4%)	3 (2%)	0 (0%)	35	0	79%
Voice (61%)											
21	D	[16 - 23]	n=176	14 (8%)	7 (4%)	18 (10%)	117 (66%)	0 (0%)	19	1	75%
23	A	[16 - 23]	n=176	69 (39%)	27 (15%)	43 (24%)	10 (6%)	0 (0%)	27	0	46%
Prose Fiction (79%)											
Explicit Detail (78%)											
2	G	[16 - 23]	n=176	28 (16%)	80 (45%)	18 (10%)	50 (28%)	0 (0%)	0	0	45%
4	J	[16 - 23]	n=176	20 (11%)	7 (4%)	10 (6%)	138 (78%)	0 (0%)	1	0	79%
6	G	[16 - 23]	n=176	1 (1%)	168 (95%)	1 (1%)	5 (3%)	0 (0%)	1	0	96%
7	A	[16 - 23]	n=176	160 (91%)	12 (7%)	2 (1%)	2 (1%)	0 (0%)	0	0	91%
Vocabulary (87%)											
5	C	[16 - 23]	n=176	1 (1%)	6 (3%)	153 (87%)	16 (9%)	0 (0%)	0	0	87%
Implied Idea (79%)											
3	A	[16 - 23]	n=176	152 (86%)	7 (4%)	6 (3%)	11 (6%)	0 (0%)	0	0	86%

This score report was generated by Cambridge Educational Services, Inc. using an ACT, Inc. Sample/Practice exam. This report is not approved, endorsed, or authorized by ACT, Inc. and should not be viewed or used as such. ACT , PLAN , EXPLORE , and WORKKEYS are registered trademarks of ACT Inc., which is not affiliated with Cambridge Educational Services, Inc.

PLAN Formative Connection Report

Item	Ans	LMH	N=	A/F	B/G	C/H	D/J	E/K	Omit	Error	% Correct (without omits and errors)
!8	H	[16 - 23]	n=176	17 (10%)	21 (12%)	126 (72%)	11 (6%)	0 (0%)	0	1	72%
 Voice (78%)											
!1	D	[16 - 23]	n=176	16 (9%)	18 (10%)	4 (2%)	138 (78%)	0 (0%)	0	0	78%

This score report was generated by Cambridge Educational Services, Inc. using an ACT, Inc. Sample/Practice exam. This report is not approved, endorsed, or authorized by ACT, Inc. and should not be viewed or used as such. ACT®, PLAN®, EXPLORE®, and WORKKEYS® are registered trademarks of ACT, Inc., which is not affiliated with Cambridge Educational Services, Inc.

PLAN® Formative Connection Report

Item	Ans	LMH	N=	A/F	B/G	C/H	D/J	E/K	Omit	Error	% Correct (without omits and errors)
Reading - 25 items - Score Range 24+ (92%)											
Social Studies (86%)											
Main Idea (78%)											
9	A	[24 - 32]	n=23	18 (78%)	1 (4%)	2 (9%)	2 (9%)	0 (0%)	0	0	78%
Explicit Detail (91%)											
10	J	[24 - 32]	n=23	0 (0%)	0 (0%)	0 (0%)	23 (100%)	0 (0%)	0	0	100%
11	C	[24 - 32]	n=23	2 (9%)	5 (22%)	14 (61%)	1 (4%)	0 (0%)	0	1	64%
14	J	[24 - 32]	n=23	1 (4%)	0 (0%)	0 (0%)	22 (96%)	0 (0%)	0	0	96%
15	D	[24 - 32]	n=23	0 (0%)	0 (0%)	1 (4%)	22 (96%)	0 (0%)	0	0	96%
16	H	[24 - 32]	n=23	0 (0%)	0 (0%)	23 (100%)	0 (0%)	0 (0%)	0	0	100%
Develop. (83%)											
12	G	[24 - 32]	n=23	1 (4%)	19 (83%)	1 (4%)	2 (9%)	0 (0%)	0	0	83%
App. (74%)											
13	A	[24 - 32]	n=23	17 (74%)	6 (26%)	0 (0%)	0 (0%)	0 (0%)	0	0	74%
Humanities (93%)											
Main Idea (91%)											
17	B	[24 - 32]	n=23	2 (9%)	21 (91%)	0 (0%)	0 (0%)	0 (0%)	0	0	91%
Explicit Detail (100%)											
20	H	[24 - 32]	n=23	0 (0%)	0 (0%)	23 (100%)	0 (0%)	0 (0%)	0	0	100%
Vocabulary (96%)											
19	C	[24 - 32]	n=23	0 (0%)	1 (4%)	22 (96%)	0 (0%)	0 (0%)	0	0	96%
Develop. (87%)											
24	F	[24 - 32]	n=23	20 (87%)	3 (13%)	0 (0%)	0 (0%)	0 (0%)	0	0	87%
Implied Idea (94%)											
18	F	[24 - 32]	n=23	19 (83%)	4 (17%)	0 (0%)	0 (0%)	0 (0%)	0	0	83%
22	J	[24 - 32]	n=23	0 (0%)	0 (0%)	0 (0%)	23 (100%)	0 (0%)	0	0	100%
25	A	[24 - 32]	n=23	23 (100%)	0 (0%)	0 (0%)	0 (0%)	0 (0%)	0	0	100%
Voice (89%)											
21	D	[24 - 32]	n=23	0 (0%)	0 (0%)	0 (0%)	23 (100%)	0 (0%)	0	0	100%
23	A	[24 - 32]	n=23	18 (78%)	1 (4%)	3 (13%)	1 (4%)	0 (0%)	0	0	78%
Prose Fiction (98%)											
Explicit Detail (98%)											
2	G	[24 - 32]	n=23	0 (0%)	21 (91%)	0 (0%)	2 (9%)	0 (0%)	0	0	91%
4	J	[24 - 32]	n=23	0 (0%)	0 (0%)	0 (0%)	23 (100%)	0 (0%)	0	0	100%
6	G	[24 - 32]	n=23	0 (0%)	23 (100%)	0 (0%)	0 (0%)	0 (0%)	0	0	100%
7	A	[24 - 32]	n=23	23 (100%)	0 (0%)	0 (0%)	0 (0%)	0 (0%)	0	0	100%
Vocabulary (96%)											
5	C	[24 - 32]	n=23	1 (4%)	0 (0%)	22 (96%)	0 (0%)	0 (0%)	0	0	96%
Implied Idea (98%)											

This score report was generated by Cambridge Educational Services, Inc. using an ACT, Inc. Sample/Practice exam. This report is not approved, endorsed, or authorized by ACT, Inc. and should not be viewed or used as such. ACT , PLAN , EXPLORE , and WORKKEYS are registered trademarks of ACT Inc., which is not affiliated with Cambridge Educational Services, Inc.

PLAN Formative Connection Report

Item	Ans	LMH	N=	A/F	B/G	C/H	D/J	E/K	Omit	Error	% Correct (without omits and errors)
3	A	[24 - 32]	n=23	23 (100%)	0 (0%)	0 (0%)	0 (0%)	0 (0%)	0	0	100%
8	H	[24 - 32]	n=23	0 (0%)	1 (4%)	22 (96%)	0 (0%)	0 (0%)	0	0	96%
Voice (100%)											
1	D	[24 - 32]	n=23	0 (0%)	0 (0%)	0 (0%)	23 (100%)	0 (0%)	0	0	100%

This score report was generated by Cambridge Educational Services, Inc. using an ACT, Inc. Sample/Practice exam. This report is not approved, endorsed, or authorized by ACT, Inc. and should not be viewed or used as such. ACT®, PLAN®, EXPLORE®, and WORKKEYS® are registered trademarks of ACT, Inc., which is not affiliated with Cambridge Educational Services, Inc.

PLAN®Formative Connection Report

Item	Ans	LMH	N=	A/F	B/G	C/H	D/J	E/K	Omit	Error	% Correct (without omits and errors)
Science - 30 items - Score Range 1-15 (32%)											
Data Representation (34%)											
Comprehension (40%)											
1	D	[1 - 15]	n=153	24 (16%)	24 (16%)	20 (13%)	85 (56%)	0 (0%)	0	0	56%
2	G	[1 - 15]	n=153	12 (8%)	71 (46%)	52 (34%)	18 (12%)	0 (0%)	0	0	46%
27	B	[1 - 15]	n=153	19 (12%)	26 (17%)	34 (22%)	25 (16%)	0 (0%)	49	0	25%
29	B	[1 - 15]	n=153	26 (17%)	24 (16%)	36 (24%)	15 (10%)	0 (0%)	52	0	24%
Analysis (28%)											
3	B	[1 - 15]	n=153	31 (20%)	71 (46%)	25 (16%)	24 (16%)	0 (0%)	2	0	47%
26	H	[1 - 15]	n=153	24 (16%)	43 (28%)	21 (14%)	20 (13%)	0 (0%)	45	0	19%
28	H	[1 - 15]	n=153	23 (15%)	40 (26%)	21 (14%)	19 (12%)	0 (0%)	50	0	20%
30	F	[1 - 15]	n=153	18 (12%)	23 (15%)	37 (24%)	21 (14%)	0 (0%)	54	0	18%
App. (32%)											
4	H	[1 - 15]	n=153	33 (22%)	40 (26%)	38 (25%)	37 (24%)	0 (0%)	4	1	26%
5	C	[1 - 15]	n=153	38 (25%)	34 (22%)	56 (37%)	22 (14%)	0 (0%)	3	0	37%
Research Summary (32%)											
Comprehension (30%)											
6	G	[1 - 15]	n=153	13 (8%)	84 (55%)	36 (24%)	16 (10%)	0 (0%)	4	0	56%
11	D	[1 - 15]	n=153	33 (22%)	43 (28%)	53 (35%)	21 (14%)	0 (0%)	3	0	14%
13	C	[1 - 15]	n=153	37 (24%)	38 (25%)	52 (34%)	16 (10%)	0 (0%)	9	1	36%
14	H	[1 - 15]	n=153	34 (22%)	38 (25%)	43 (28%)	25 (16%)	0 (0%)	12	1	31%
16	F	[1 - 15]	n=153	36 (24%)	25 (16%)	32 (21%)	46 (30%)	0 (0%)	13	1	26%
17	D	[1 - 15]	n=153	37 (24%)	47 (31%)	26 (17%)	28 (18%)	0 (0%)	14	1	20%
19	B	[1 - 15]	n=153	35 (23%)	30 (20%)	39 (25%)	29 (19%)	0 (0%)	19	1	23%
Analysis (36%)											
7	B	[1 - 15]	n=153	29 (19%)	81 (53%)	21 (14%)	16 (10%)	0 (0%)	4	2	55%
8	J	[1 - 15]	n=153	32 (21%)	25 (16%)	29 (19%)	63 (41%)	0 (0%)	4	0	42%
9	A	[1 - 15]	n=153	48 (31%)	38 (25%)	31 (20%)	34 (22%)	0 (0%)	2	0	32%
12	J	[1 - 15]	n=153	40 (26%)	41 (27%)	31 (20%)	34 (22%)	0 (0%)	7	0	23%
15	A	[1 - 15]	n=153	49 (32%)	38 (25%)	33 (22%)	23 (15%)	0 (0%)	10	0	34%
18	H	[1 - 15]	n=153	24 (16%)	47 (31%)	38 (25%)	27 (18%)	0 (0%)	17	0	28%
App. (27%)											
10	F	[1 - 15]	n=153	40 (26%)	56 (37%)	34 (22%)	19 (12%)	0 (0%)	3	1	27%
Conflicting Viewpts. (26%)											
Comprehension (16%)											
22	J	[1 - 15]	n=153	29 (19%)	31 (20%)	42 (27%)	20 (13%)	0 (0%)	31	0	16%
Analysis (28%)											
20	G	[1 - 15]	n=153	23 (15%)	44 (29%)	32 (21%)	26 (17%)	0 (0%)	28	0	35%
21	A	[1 - 15]	n=153	35 (23%)	35 (23%)	28 (18%)	25 (16%)	0 (0%)	28	2	28%

This score report was generated by Cambridge Educational Services, Inc. using an ACT, Inc. Sample/Practice exam. This report is not approved, endorsed, or authorized by ACT, Inc. and should not be viewed or used as such. ACT, PLAN, EXPLORE, and WORKKEYS are registered trademarks of ACT, Inc., which is not affiliated with Cambridge Educational Services, Inc.

PLAN Formative Connection Report

Item	Ans	LMH	N=	A/F	B/G	C/H	D/J	E/K	Omit	Error	% Correct (without omits and errors)
23	C	[1 - 15]	n=153	32 (21%)	36 (24%)	29 (19%)	24 (16%)	0 (0%)	32	0	24%
24	J	[1 - 15]	n=153	27 (18%)	33 (22%)	30 (20%)	30 (20%)	0 (0%)	33	0	25%
App. (30%)											
25	A	[1 - 15]	n=153	34 (22%)	34 (22%)	27 (18%)	20 (13%)	0 (0%)	38	0	30%

This score report was generated by Cambridge Educational Services, Inc. using an ACT, Inc. Sample/Practice exam. This report is not approved, endorsed, or authorized by ACT, Inc. and should not be viewed or used as such. ACT®, PLAN®, EXPLORE®, and WORKKEYS® are registered trademarks of ACT, Inc., which is not affiliated with Cambridge Educational Services, Inc.

PLAN® Formative Connection Report

Item	Ans	LMH	N=	A/F	B/G	C/H	D/J	E/K	Omit	Error	% Correct (without omits and errors)
Science - 30 items - Score Range 16-23 (62%)											
Data Representation (63%)											
Comprehension (72%)											
1	D	[16 - 23]	n=315	19 (6%)	4 (1%)	5 (2%)	287 (91%)	0 (0%)	0	0	91%
2	G	[16 - 23]	n=315	10 (3%)	277 (88%)	18 (6%)	8 (3%)	0 (0%)	1	1	88%
27	B	[16 - 23]	n=315	38 (12%)	141 (45%)	24 (8%)	52 (17%)	0 (0%)	59	1	55%
29	B	[16 - 23]	n=315	48 (15%)	98 (31%)	49 (16%)	45 (14%)	0 (0%)	75	0	41%
Analysis (50%)											
3	B	[16 - 23]	n=315	21 (7%)	262 (83%)	13 (4%)	16 (5%)	0 (0%)	2	1	84%
26	H	[16 - 23]	n=315	41 (13%)	60 (19%)	123 (39%)	35 (11%)	0 (0%)	56	0	47%
28	H	[16 - 23]	n=315	29 (9%)	79 (25%)	104 (33%)	35 (11%)	0 (0%)	67	1	42%
30	F	[16 - 23]	n=315	43 (14%)	48 (15%)	104 (33%)	44 (14%)	0 (0%)	75	1	18%
App. (69%)											
4	H	[16 - 23]	n=315	47 (15%)	25 (8%)	216 (69%)	27 (9%)	0 (0%)	0	0	69%
5	C	[16 - 23]	n=315	66 (21%)	17 (5%)	216 (69%)	16 (5%)	0 (0%)	0	0	69%
Research Summary (65%)											
Comprehension (62%)											
6	G	[16 - 23]	n=315	3 (1%)	304 (97%)	4 (1%)	1 (0%)	0 (0%)	1	2	97%
11	D	[16 - 23]	n=315	42 (13%)	65 (21%)	71 (23%)	135 (43%)	0 (0%)	2	0	43%
13	C	[16 - 23]	n=315	48 (15%)	35 (11%)	219 (70%)	13 (4%)	0 (0%)	0	0	70%
14	H	[16 - 23]	n=315	39 (12%)	36 (11%)	185 (59%)	51 (16%)	0 (0%)	2	2	59%
16	F	[16 - 23]	n=315	192 (61%)	42 (13%)	39 (12%)	39 (12%)	0 (0%)	2	1	62%
17	D	[16 - 23]	n=315	30 (10%)	61 (19%)	23 (7%)	200 (63%)	0 (0%)	0	1	64%
19	B	[16 - 23]	n=315	47 (15%)	128 (41%)	78 (25%)	59 (19%)	0 (0%)	2	1	41%
Analysis (69%)											
7	B	[16 - 23]	n=315	16 (5%)	277 (88%)	17 (5%)	4 (1%)	0 (0%)	0	1	88%
8	J	[16 - 23]	n=315	17 (5%)	10 (3%)	14 (4%)	271 (86%)	0 (0%)	3	0	87%
9	A	[16 - 23]	n=315	224 (71%)	36 (11%)	25 (8%)	27 (9%)	0 (0%)	2	1	72%
12	J	[16 - 23]	n=315	29 (9%)	122 (39%)	43 (14%)	119 (38%)	0 (0%)	1	1	38%
15	A	[16 - 23]	n=315	208 (66%)	38 (12%)	17 (5%)	49 (16%)	0 (0%)	3	0	67%
18	H	[16 - 23]	n=315	28 (9%)	63 (20%)	200 (63%)	17 (5%)	0 (0%)	4	3	65%
App. (56%)											
10	F	[16 - 23]	n=315	176 (56%)	71 (23%)	44 (14%)	21 (7%)	0 (0%)	3	0	56%
Conflicting Viewpts. (53%)											
Comprehension (54%)											
22	J	[16 - 23]	n=315	33 (10%)	42 (13%)	62 (20%)	162 (51%)	0 (0%)	12	4	54%
Analysis (58%)											
20	G	[16 - 23]	n=315	28 (9%)	230 (73%)	40 (13%)	11 (3%)	0 (0%)	4	2	74%
21	A	[16 - 23]	n=315	207 (66%)	32 (10%)	40 (13%)	28 (9%)	0 (0%)	7	1	67%

This score report was generated by Cambridge Educational Services, Inc. using an ACT, Inc. Sample/Practice exam. This report is not approved, endorsed, or authorized by ACT, Inc. and should not be viewed or used as such. ACT, PLAN, EXPLORE, and WORKKEYS are registered trademarks of ACT, Inc., which is not affiliated with Cambridge Educational Services, Inc.

PLAN Formative Connection Report

Item	Ans	LMH	N=	A/F	B/G	C/H	D/J	E/K	Omit	Error	% Correct (without omits and errors)
23	C	[16 - 23]	n=315	55 (17%)	46 (15%)	167 (53%)	27 (9%)	0 (0%)	19	1	57%
24	J	[16 - 23]	n=315	107 (34%)	46 (15%)	46 (15%)	86 (27%)	0 (0%)	30	0	30%
App. (29%)											
25	A	[16 - 23]	n=315	80 (25%)	69 (22%)	89 (28%)	36 (11%)	0 (0%)	40	1	29%

This score report was generated by Cambridge Educational Services, Inc. using an ACT, Inc. Sample/Practice exam. This report is not approved, endorsed, or authorized by ACT, Inc. and should not be viewed or used as such. ACT®, PLAN®, EXPLORE®, and WORKKEYS® are registered trademarks of ACT, Inc., which is not affiliated with Cambridge Educational Services, Inc.

PLAN® Formative Connection Report

Item	Ans	LMH	N=	A/F	B/G	C/H	D/J	E/K	Omit	Error	% Correct (without omits and errors)
Science - 30 items - Score Range 24+ (90%)											
Data Representation (93%)											
Comprehension (98%)											
1	D	[24 - 32]	n=20	0 (0%)	0 (0%)	0 (0%)	20 (100%)	0 (0%)	0	0	100%
2	G	[24 - 32]	n=20	0 (0%)	20 (100%)	0 (0%)	0 (0%)	0 (0%)	0	0	100%
27	B	[24 - 32]	n=20	0 (0%)	19 (95%)	0 (0%)	1 (5%)	0 (0%)	0	0	95%
29	B	[24 - 32]	n=20	1 (5%)	19 (95%)	0 (0%)	0 (0%)	0 (0%)	0	0	95%
Analysis (89%)											
3	B	[24 - 32]	n=20	0 (0%)	20 (100%)	0 (0%)	0 (0%)	0 (0%)	0	0	100%
26	H	[24 - 32]	n=20	1 (5%)	0 (0%)	19 (95%)	0 (0%)	0 (0%)	0	0	95%
28	H	[24 - 32]	n=20	0 (0%)	2 (10%)	16 (80%)	1 (5%)	0 (0%)	0	1	84%
30	F	[24 - 32]	n=20	15 (75%)	1 (5%)	3 (15%)	1 (5%)	0 (0%)	0	0	75%
App. (93%)											
4	H	[24 - 32]	n=20	1 (5%)	0 (0%)	19 (95%)	0 (0%)	0 (0%)	0	0	95%
5	C	[24 - 32]	n=20	1 (5%)	1 (5%)	18 (90%)	0 (0%)	0 (0%)	0	0	90%
Research Summary (93%)											
Comprehension (92%)											
6	G	[24 - 32]	n=20	0 (0%)	20 (100%)	0 (0%)	0 (0%)	0 (0%)	0	0	100%
11	D	[24 - 32]	n=20	0 (0%)	2 (10%)	1 (5%)	17 (85%)	0 (0%)	0	0	85%
13	C	[24 - 32]	n=20	1 (5%)	0 (0%)	19 (95%)	0 (0%)	0 (0%)	0	0	95%
14	H	[24 - 32]	n=20	0 (0%)	2 (10%)	18 (90%)	0 (0%)	0 (0%)	0	0	90%
16	F	[24 - 32]	n=20	19 (95%)	0 (0%)	0 (0%)	1 (5%)	0 (0%)	0	0	95%
17	D	[24 - 32]	n=20	0 (0%)	1 (5%)	2 (10%)	17 (85%)	0 (0%)	0	0	85%
19	B	[24 - 32]	n=20	0 (0%)	19 (95%)	1 (5%)	0 (0%)	0 (0%)	0	0	95%
Analysis (93%)											
7	B	[24 - 32]	n=20	1 (5%)	19 (95%)	0 (0%)	0 (0%)	0 (0%)	0	0	95%
8	J	[24 - 32]	n=20	0 (0%)	0 (0%)	0 (0%)	20 (100%)	0 (0%)	0	0	100%
9	A	[24 - 32]	n=20	20 (100%)	0 (0%)	0 (0%)	0 (0%)	0 (0%)	0	0	100%
12	J	[24 - 32]	n=20	2 (10%)	1 (5%)	2 (10%)	15 (75%)	0 (0%)	0	0	75%
15	A	[24 - 32]	n=20	18 (90%)	1 (5%)	0 (0%)	1 (5%)	0 (0%)	0	0	90%
18	H	[24 - 32]	n=20	0 (0%)	0 (0%)	20 (100%)	0 (0%)	0 (0%)	0	0	100%
App. (90%)											
10	F	[24 - 32]	n=20	18 (90%)	1 (5%)	1 (5%)	0 (0%)	0 (0%)	0	0	90%
Conflicting Viewpts. (82%)											
Comprehension (100%)											
22	J	[24 - 32]	n=20	0 (0%)	0 (0%)	0 (0%)	20 (100%)	0 (0%)	0	0	100%
Analysis (85%)											
20	G	[24 - 32]	n=20	0 (0%)	20 (100%)	0 (0%)	0 (0%)	0 (0%)	0	0	100%
21	A	[24 - 32]	n=20	18 (90%)	1 (5%)	1 (5%)	0 (0%)	0 (0%)	0	0	90%

This score report was generated by Cambridge Educational Services, Inc. using an ACT, Inc. Sample/Practice exam. This report is not approved, endorsed, or authorized by ACT, Inc. and should not be viewed or used as such. ACT, PLAN, EXPLORE, and WORKKEYS are registered trademarks of ACT, Inc., which is not affiliated with Cambridge Educational Services, Inc.

PLAN Formative Connection Report

Item	Ans	LMH	N=	A/F	B/G	C/H	D/J	E/K	Omit	Error	% Correct (without omits and errors)
23	C	[24 - 32]	n=20	1 (5%)	0 (0%)	18 (90%)	1 (5%)	0 (0%)	0	0	90%
24	J	[24 - 32]	n=20	4 (20%)	0 (0%)	4 (20%)	12 (60%)	0 (0%)	0	0	60%
25	A	[24 - 32]	n=20	9 (45%)	3 (15%)	6 (30%)	1 (5%)	0 (0%)	0	1	47%



App. (47%)

This score report was generated by Cambridge Educational Services, Inc. using an ACT, Inc. Sample/Practice exam. This report is not approved, endorsed, or authorized by ACT, Inc. and should not be viewed or used as such. ACT®, PLAN®, EXPLORE®, and WORKKEYS® are registered trademarks of ACT, Inc., which is not affiliated with Cambridge Educational Services, Inc.

PLAN®Formative Connection Report

Item	Ans	LMH	N=	A/F	B/G	C/H	D/J	E/K	Omit	Error	% Correct (without omits and errors)
------	-----	-----	----	-----	-----	-----	-----	-----	------	-------	--------------------------------------

English - Score Range 1-15 (39%)

- !10 Approp. Suppor. Mat.
- !12 Eff. Concl. Sent.
- !44 Conciseness
- !13 No Change
- !23 No Change
- !30 Misplaced Modifiers
- !29 No Change
- !33 No Change
- !31 Pronoun Usage
- !27 Nouns & Noun Clauses

This score report was generated by Cambridge Educational Services, Inc. using an ACT, Inc. Sample/Practice exam. This report is not approved, endorsed, or authorized by ACT, Inc. and should not be viewed or used as such. ACT®, PLAN®, EXPLORE®, and WORKKEYS® are registered trademarks of ACT, Inc., which is not affiliated with Cambridge Educational Services, Inc.

PLAN®Formative Connection Report

Item	Ans	LMH	N=	A/F	B/G	C/H	D/J	E/K	Omit	Error	% Correct (without omits and errors)
------	-----	-----	----	-----	-----	-----	-----	-----	------	-------	--------------------------------------

English - Score Range 16-23 (64%)

- ! 4 Approp. Suppor. Mat.
- ! 15 Approp. Suppor. Mat.
- ! 48 Main Idea
- ! 8 Sent.-Lev. Struct.
- ! 24 Conciseness
- ! 18 Coord. & Subord.
- ! 25 Unintended Meanings
- ! 29 No Change
- ! 38 No Change
- ! 28 Verb Tense

This score report was generated by Cambridge Educational Services, Inc. using an ACT, Inc. Sample/Practice exam. This report is not approved, endorsed, or authorized by ACT, Inc. and should not be viewed or used as such. ACT®, PLAN®, EXPLORE®, and WORKKEYS® are registered trademarks of ACT, Inc., which is not affiliated with Cambridge Educational Services, Inc.

PLAN®Formative Connection Report

Item	Ans	LMH	N=	A/F	B/G	C/H	D/J	E/K	Omit	Error	% Correct (without omits and errors)
------	-----	-----	----	-----	-----	-----	-----	-----	------	-------	--------------------------------------

English - Score Range 24+ (91%)

15	Approp. Suppor. Mat.
9	Eff. Trans. Sent.
48	Main Idea
50	Main Idea
5	Sent.-Lev. Struct.
42	No Change
18	Coord. & Subord.
34	Misplaced Modifiers
31	Pronoun Usage
1	Diction

This score report was generated by Cambridge Educational Services, Inc. using an ACT, Inc. Sample/Practice exam. This report is not approved, endorsed, or authorized by ACT, Inc. and should not be viewed or used as such. ACT®, PLAN®, EXPLORE®, and WORKKEYS® are registered trademarks of ACT, Inc., which is not affiliated with Cambridge Educational Services, Inc.

PLAN®Formative Connection Report

Item	Ans	LMH	N=	A/F	B/G	C/H	D/J	E/K	Omit	Error	% Correct (without omits and errors)
Mathematics - Score Range 1-15 (29%)											
12											
16											
11											
3											
31											
26											
34											
27											
21											
20											

This score report was generated by Cambridge Educational Services, Inc. using an ACT, Inc. Sample/Practice exam. This report is not approved, endorsed, or authorized by ACT, Inc. and should not be viewed or used as such. ACT®, PLAN®, EXPLORE®, and WORKKEYS® are registered trademarks of ACT, Inc., which is not affiliated with Cambridge Educational Services, Inc.

PLAN®Formative Connection Report

Item	Ans	LMH	N=	A/F	B/G	C/H	D/J	E/K	Omit	Error	% Correct (without omits and errors)
------	-----	-----	----	-----	-----	-----	-----	-----	------	-------	--------------------------------------

Mathematics - Score Range 16-23 (56%)

- !13 Proportions
- !11 Basic Alg. Manip.
- !26 Graphs of Quadratic Equations
- !33 Qual. Behavior of Graphs of Funct.
- !34 Slope of a Line
- !27 Working w/Tri.
- !21 Pythagorean Theorem
- !32 Complex Figures
- !14 Geo.
- !28 Stats. & Prob.

This score report was generated by Cambridge Educational Services, Inc. using an ACT, Inc. Sample/Practice exam. This report is not approved, endorsed, or authorized by ACT, Inc. and should not be viewed or used as such. ACT®, PLAN®, EXPLORE®, and WORKKEYS® are registered trademarks of ACT, Inc., which is not affiliated with Cambridge Educational Services, Inc.

PLAN®Formative Connection Report

Item	Ans	LMH	N=	A/F	B/G	C/H	D/J	E/K	Omit	Error	% Correct (without omits and errors)
Mathematics - Score Range 24+ (84%)											
19											
37											
22											
24											
26											
33											
38											
35											
40											
39											

This score report was generated by Cambridge Educational Services, Inc. using an ACT, Inc. Sample/Practice exam. This report is not approved, endorsed, or authorized by ACT, Inc. and should not be viewed or used as such. ACT®, PLAN®, EXPLORE®, and WORKKEYS® are registered trademarks of ACT, Inc., which is not affiliated with Cambridge Educational Services, Inc.

PLAN®Formative Connection Report

Item	Ans	LMH	N=	A/F	B/G	C/H	D/J	E/K	Omit	Error	% Correct (without omits and errors)
------	-----	-----	----	-----	-----	-----	-----	-----	------	-------	--------------------------------------

Reading - Score Range 1-15 (35%)

- ↓ 9 Main Idea
- ↓ 16 Explicit Detail
- ↓ 17 Main Idea
- ↓ 20 Explicit Detail
- ↓ 19 Vocabulary
- ↓ 21 Voice
- ↓ 23 Voice
- ↓ 7 Explicit Detail
- ↓ 3 Implied Idea
- ↓ 1 Voice

This score report was generated by Cambridge Educational Services, Inc. using an ACT, Inc. Sample/Practice exam. This report is not approved, endorsed, or authorized by ACT, Inc. and should not be viewed or used as such. ACT®, PLAN®, EXPLORE®, and WORKKEYS® are registered trademarks of ACT, Inc., which is not affiliated with Cambridge Educational Services, Inc.

PLAN®Formative Connection Report

Item	Ans	LMH	N=	A/F	B/G	C/H	D/J	E/K	Omit	Error	% Correct (without omits and errors)
Reading - Score Range 16-23 (67%)											
9											
14											
15											
12											
20											
19											
18											
4											
8											
1											

This score report was generated by Cambridge Educational Services, Inc. using an ACT, Inc. Sample/Practice exam. This report is not approved, endorsed, or authorized by ACT, Inc. and should not be viewed or used as such. ACT®, PLAN®, EXPLORE®, and WORKKEYS® are registered trademarks of ACT, Inc., which is not affiliated with Cambridge Educational Services, Inc.

PLAN®Formative Connection Report

Item	Ans	LMH	N=	A/F	B/G	C/H	D/J	E/K	Omit	Error	% Correct (without omits and errors)
Reading - Score Range 24+ (92%)											
9											
11											
14											
12											
13											
17											
24											
18											
23											
2											

This score report was generated by Cambridge Educational Services, Inc. using an ACT, Inc. Sample/Practice exam. This report is not approved, endorsed, or authorized by ACT, Inc. and should not be viewed or used as such. ACT®, PLAN®, EXPLORE®, and WORKKEYS® are registered trademarks of ACT, Inc., which is not affiliated with Cambridge Educational Services, Inc.

PLAN®Formative Connection Report

Item	Ans	LMH	N=	A/F	B/G	C/H	D/J	E/K	Omit	Error	% Correct (without omits and errors)
------	-----	-----	----	-----	-----	-----	-----	-----	------	-------	--------------------------------------

Science - Score Range 1-15 (32%)

27	Comprehension
5	App.
13	Comprehension
14	Comprehension
9	Analysis
15	Analysis
18	Analysis
20	Analysis
21	Analysis
25	App.

This score report was generated by Cambridge Educational Services, Inc. using an ACT, Inc. Sample/Practice exam. This report is not approved, endorsed, or authorized by ACT, Inc. and should not be viewed or used as such. ACT®, PLAN®, EXPLORE®, and WORKKEYS® are registered trademarks of ACT, Inc., which is not affiliated with Cambridge Educational Services, Inc.

PLAN®Formative Connection Report

Item	Ans	LMH	N=	A/F	B/G	C/H	D/J	E/K	Omit	Error	% Correct (without omits and errors)
------	-----	-----	----	-----	-----	-----	-----	-----	------	-------	--------------------------------------

Science - Score Range 16-23 (62%)

29	Comprehension
26	Analysis
28	Analysis
14	Comprehension
16	Comprehension
17	Comprehension
15	Analysis
18	Analysis
22	Comprehension
23	Analysis

This score report was generated by Cambridge Educational Services, Inc. using an ACT, Inc. Sample/Practice exam. This report is not approved, endorsed, or authorized by ACT, Inc. and should not be viewed or used as such. ACT®, PLAN®, EXPLORE®, and WORKKEYS® are registered trademarks of ACT, Inc., which is not affiliated with Cambridge Educational Services, Inc.

PLAN®Formative Connection Report

Item	Ans	LMH	N=	A/F	B/G	C/H	D/J	E/K	Omit	Error	% Correct (without omits and errors)
------	-----	-----	----	-----	-----	-----	-----	-----	------	-------	--------------------------------------

Science - Score Range 24+ (90%)

↓ 28 Analysis
↓ 30 Analysis
↓ 5 App.
↓ 11 Comprehension
↓ 14 Comprehension
↓ 17 Comprehension
↓ 12 Analysis
↓ 15 Analysis
↓ 24 Analysis
↓ 25 App.

This score report was generated by Cambridge Educational Services, Inc. using an ACT, Inc. Sample/Practice exam. This report is not approved, endorsed, or authorized by ACT, Inc. and should not be viewed or used as such. ACT®, PLAN®, EXPLORE®, and WORKKEYS® are registered trademarks of ACT, Inc., which is not affiliated with Cambridge Educational Services, Inc.