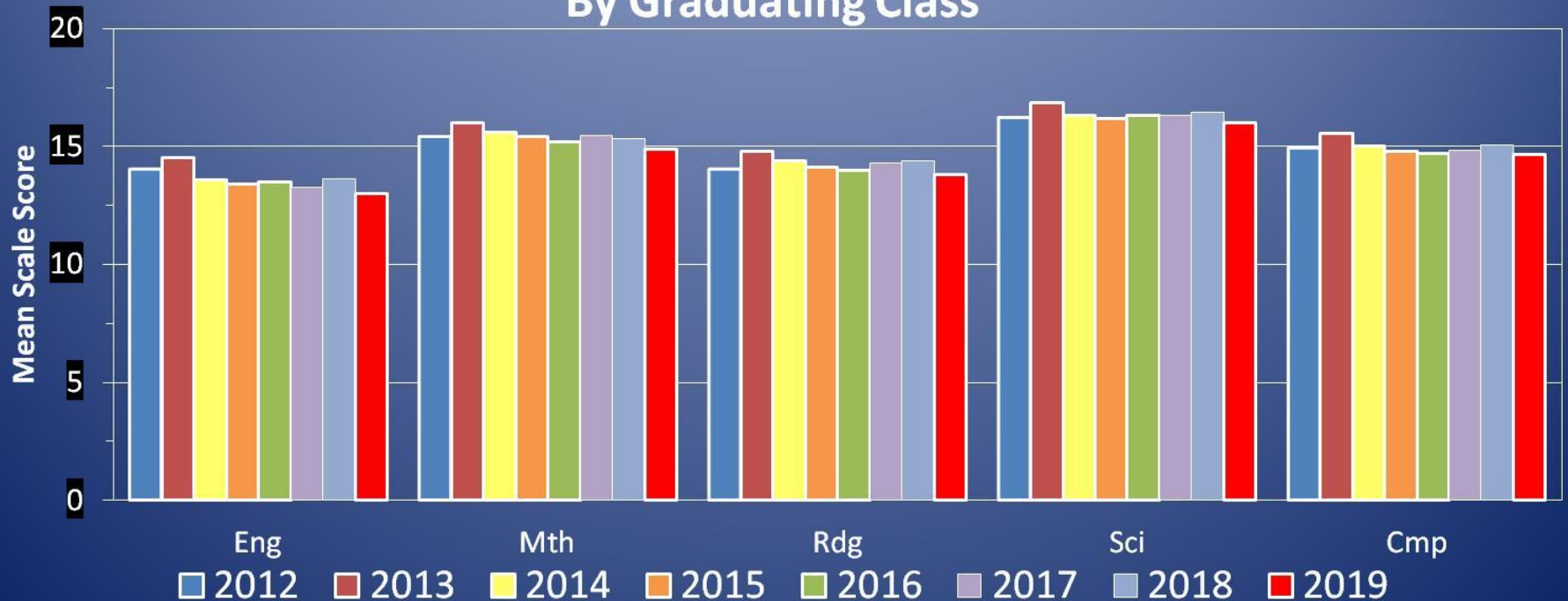


Explore Test Results 2015 School Year

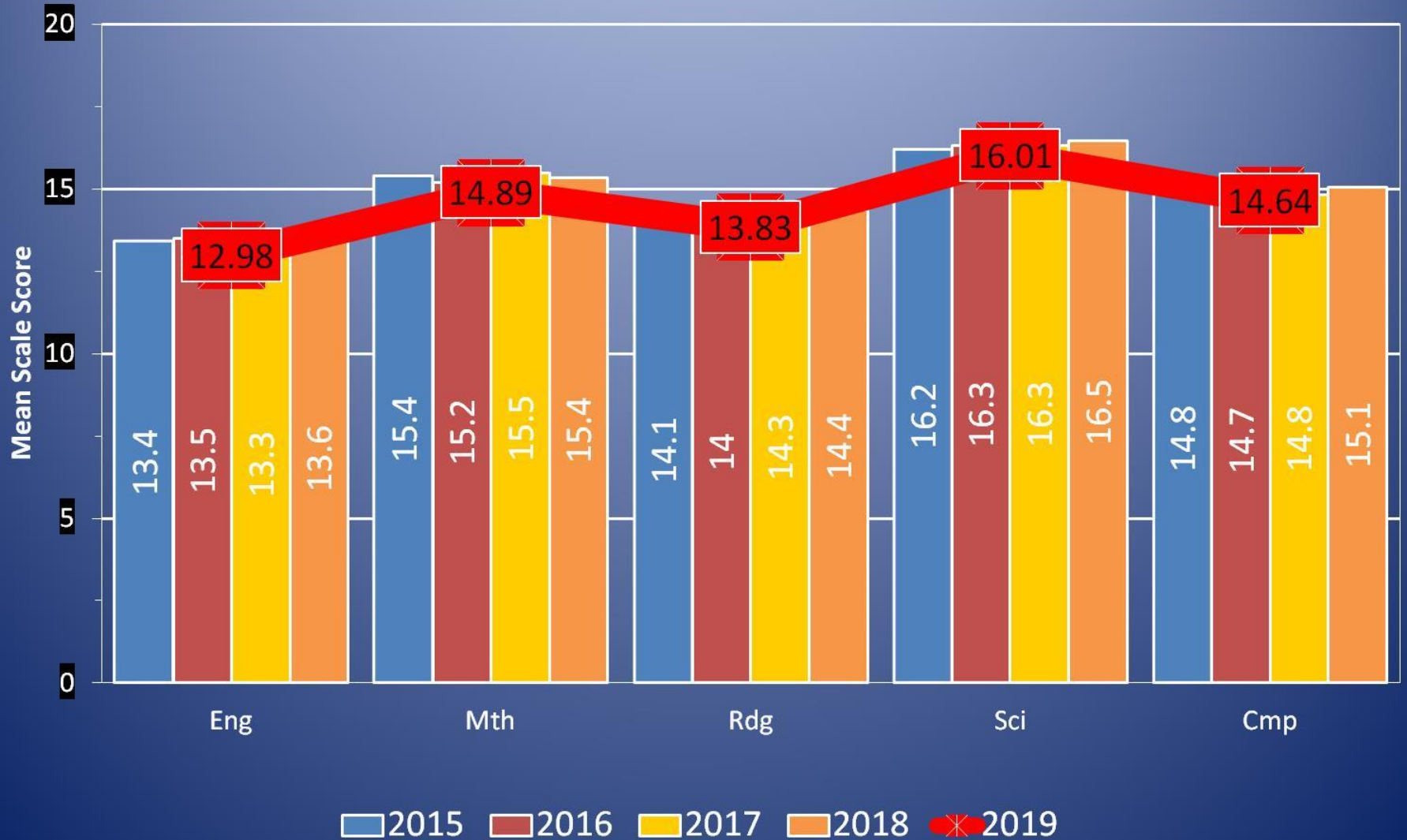
This is a nationally standardized test administered to all 8th graders for placement and predictability reference.

Class Of:	Test Yr	Eng	Mth	Rdg	Sci	Cmp	#Tested
2012	2008	14.03	15.36	14.01	16.2	14.9	469
2013	2009	14.53	16	14.8	16.86	15.54	423
2014	2010	13.6	15.56	14.43	16.32	14.98	517
2015	2011	13.42	15.4	14.14	16.24	14.8	485
2016	2012	13.47	15.2	14	16.28	14.74	494
2017	2013	13.28	15.47	14.28	16.32	14.83	487
2018	2014	13.62	15.35	14.37	16.45	15.05	511
2019	2015	12.98	14.89	13.83	16.01	14.64	519

**Mean Incoming Explore Scale Score
By Graduating Class**

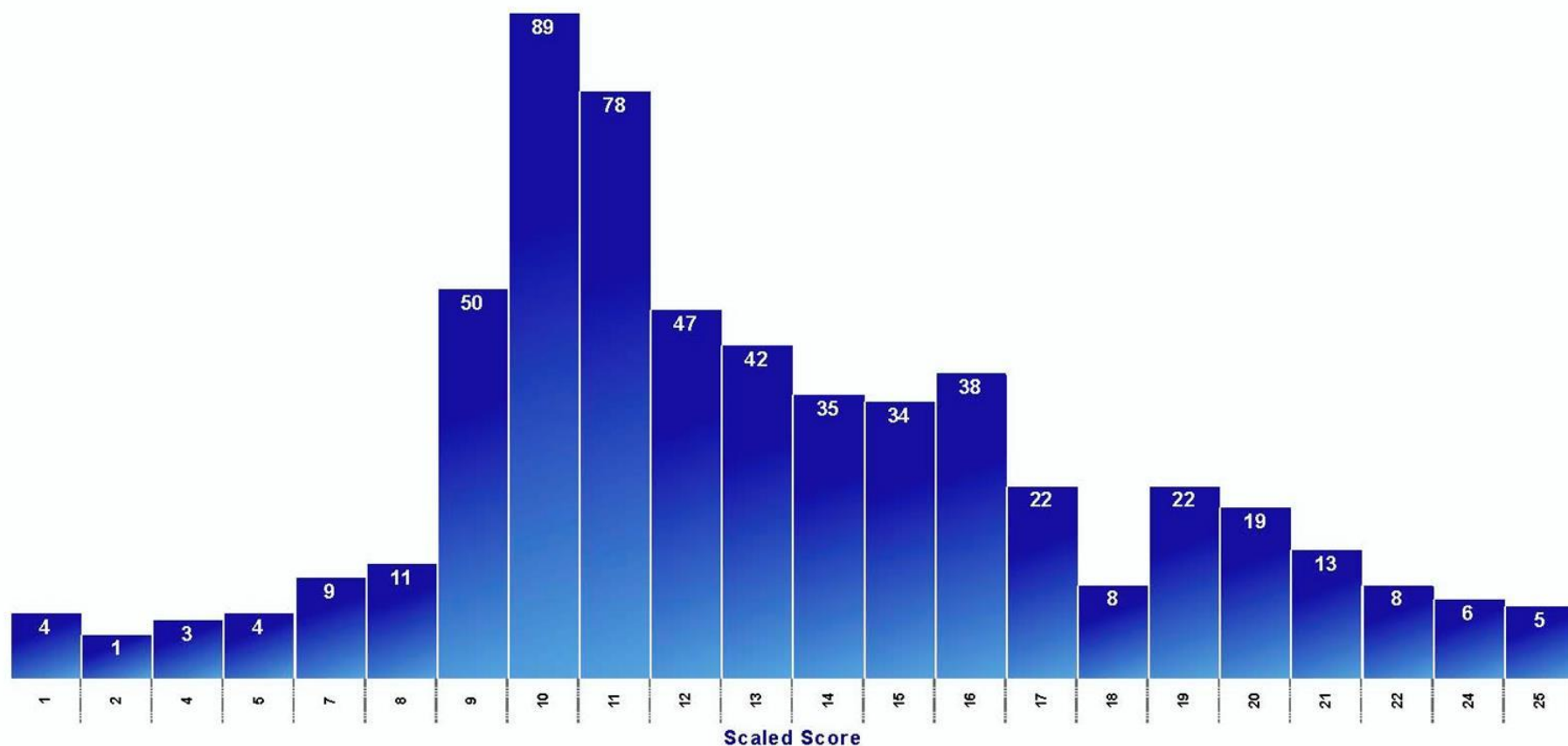


Mean Incoming Explore Scale Score By Graduating Class



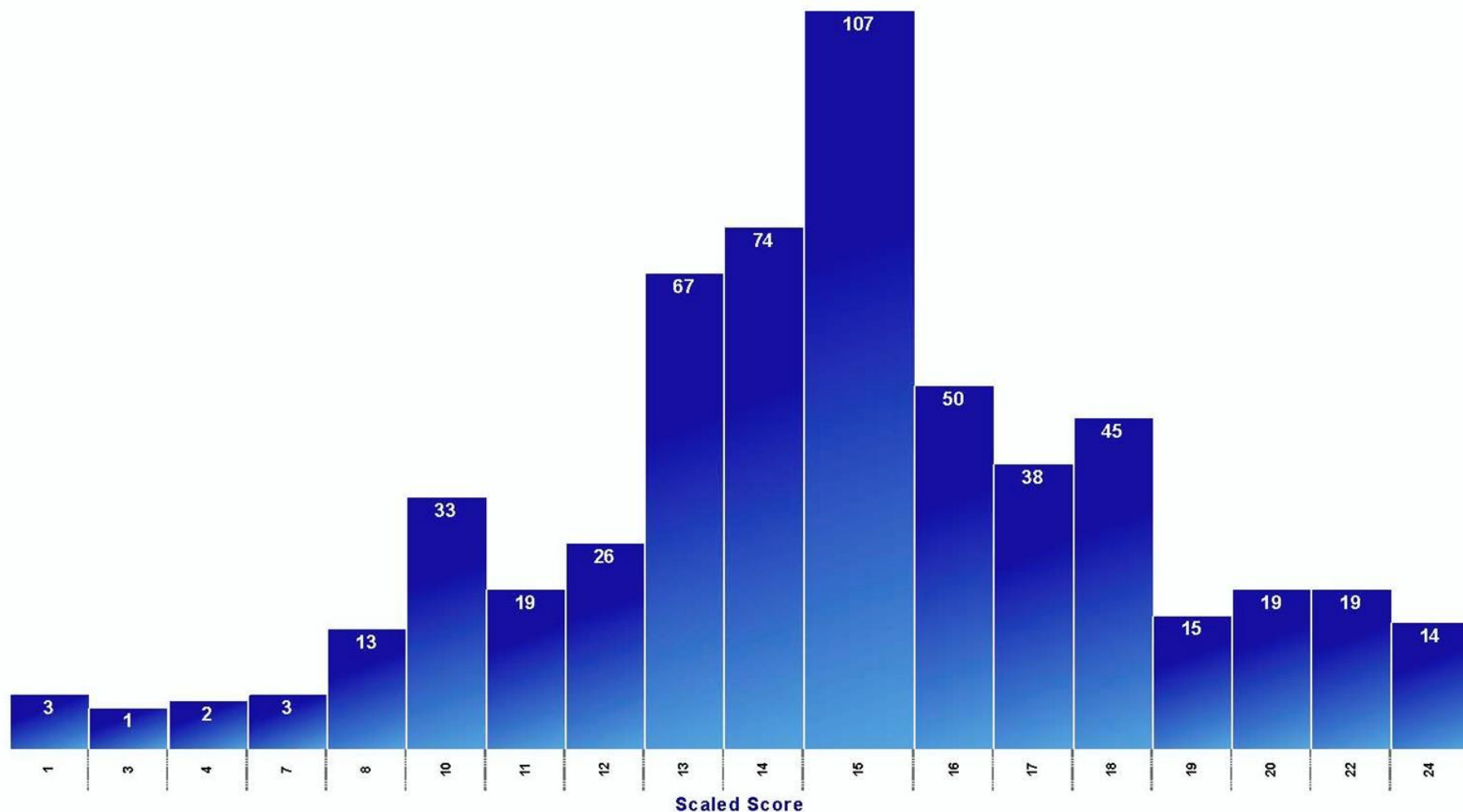
EXPLORE Scaled Score Distribution

English (Each bar represents the total number of students having that scaled score)



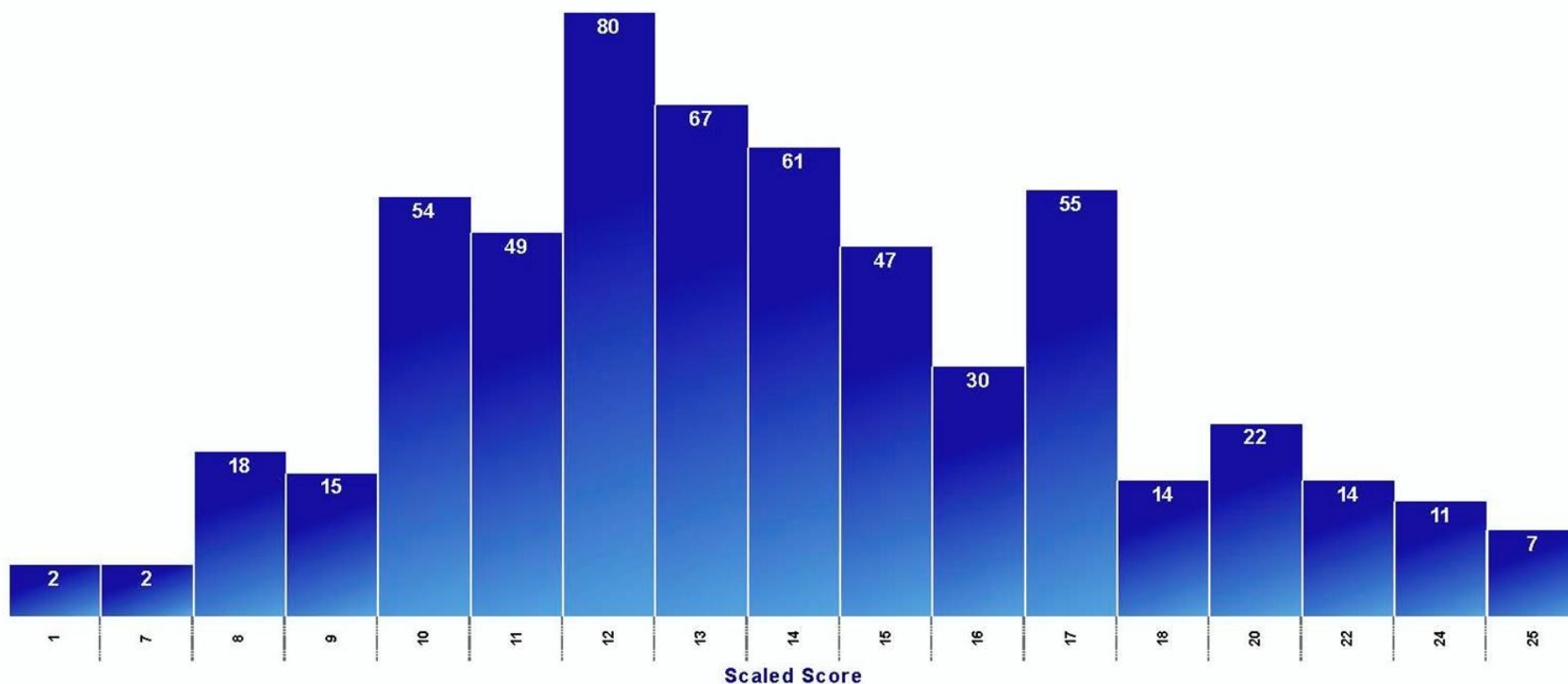
EXPLORE Scaled Score Distribution

Mathematics (Each bar represents the total number of students having that scaled score)



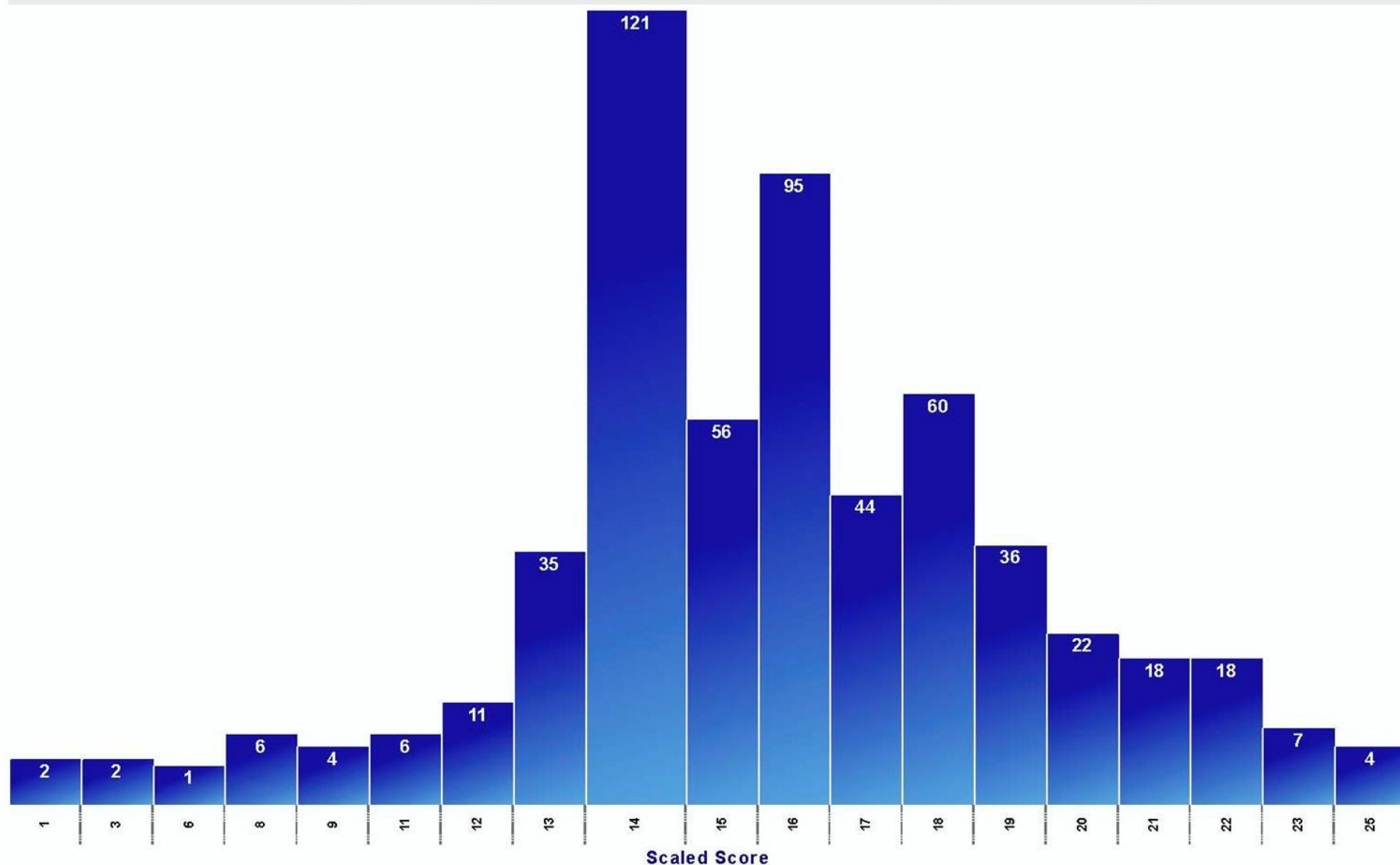
EXPLORE Scaled Score Distribution

Reading (Each bar represents the total number of students having that scaled score)



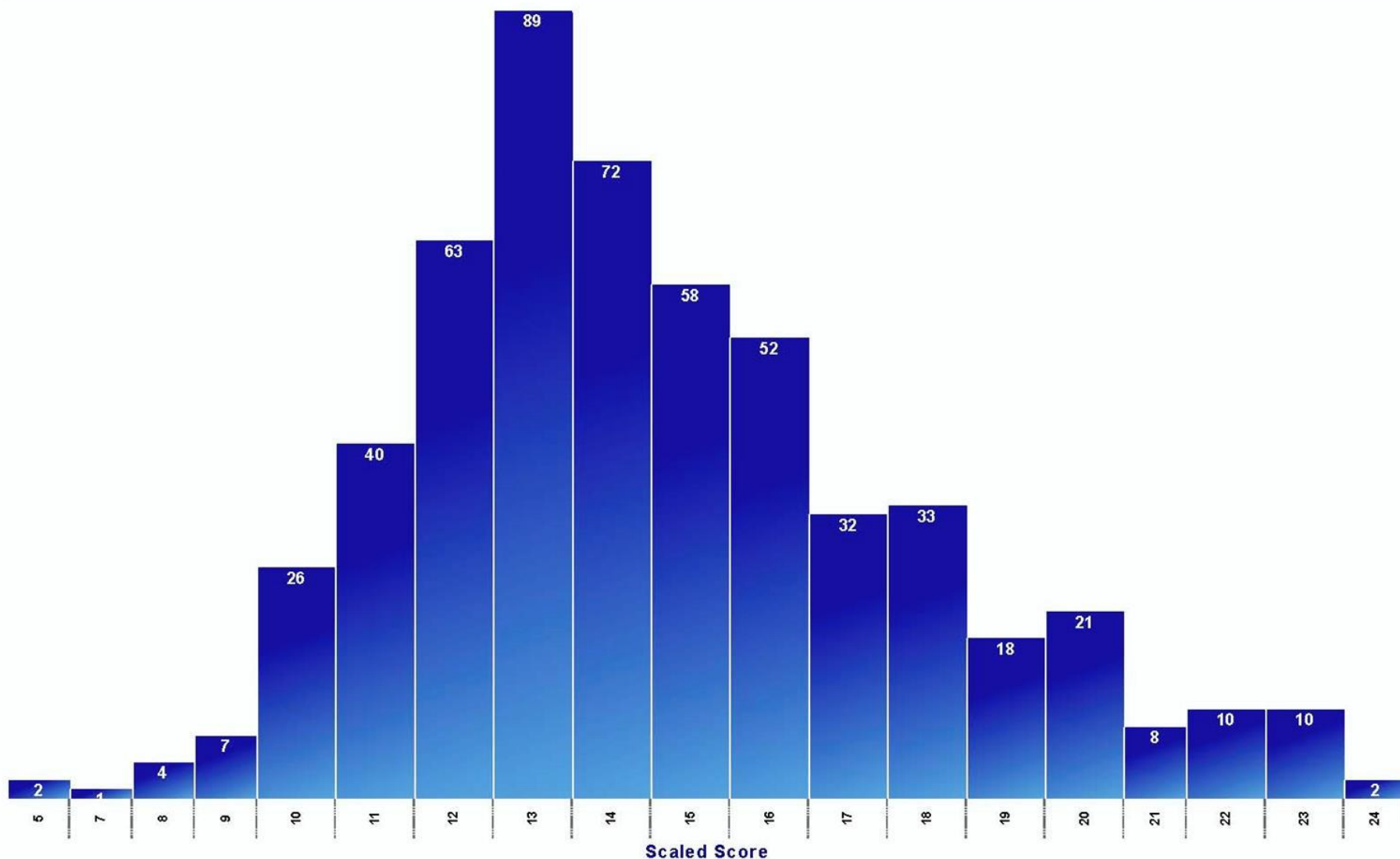
EXPLORE Scaled Score Distribution

Science (Each bar represents the total number of students having that scaled score)



EXPLORE Scaled Score Distribution

01A Test Summary (Each bar represents the total number of students having that composite/aggregate score)



This score report was generated by Cambridge Educational Services, Inc. using an ACT, Inc. Sample/Practice exam. This report is not approved, endorsed, or authorized by ACT, Inc. and should not be viewed or used as such. ACT®, PLAN®, EXPLORE®, WorkKeys®, and College Readiness Standards™ are registered trademarks of ACT, Inc., which is not affiliated with Cambridge Educational Services, Inc.

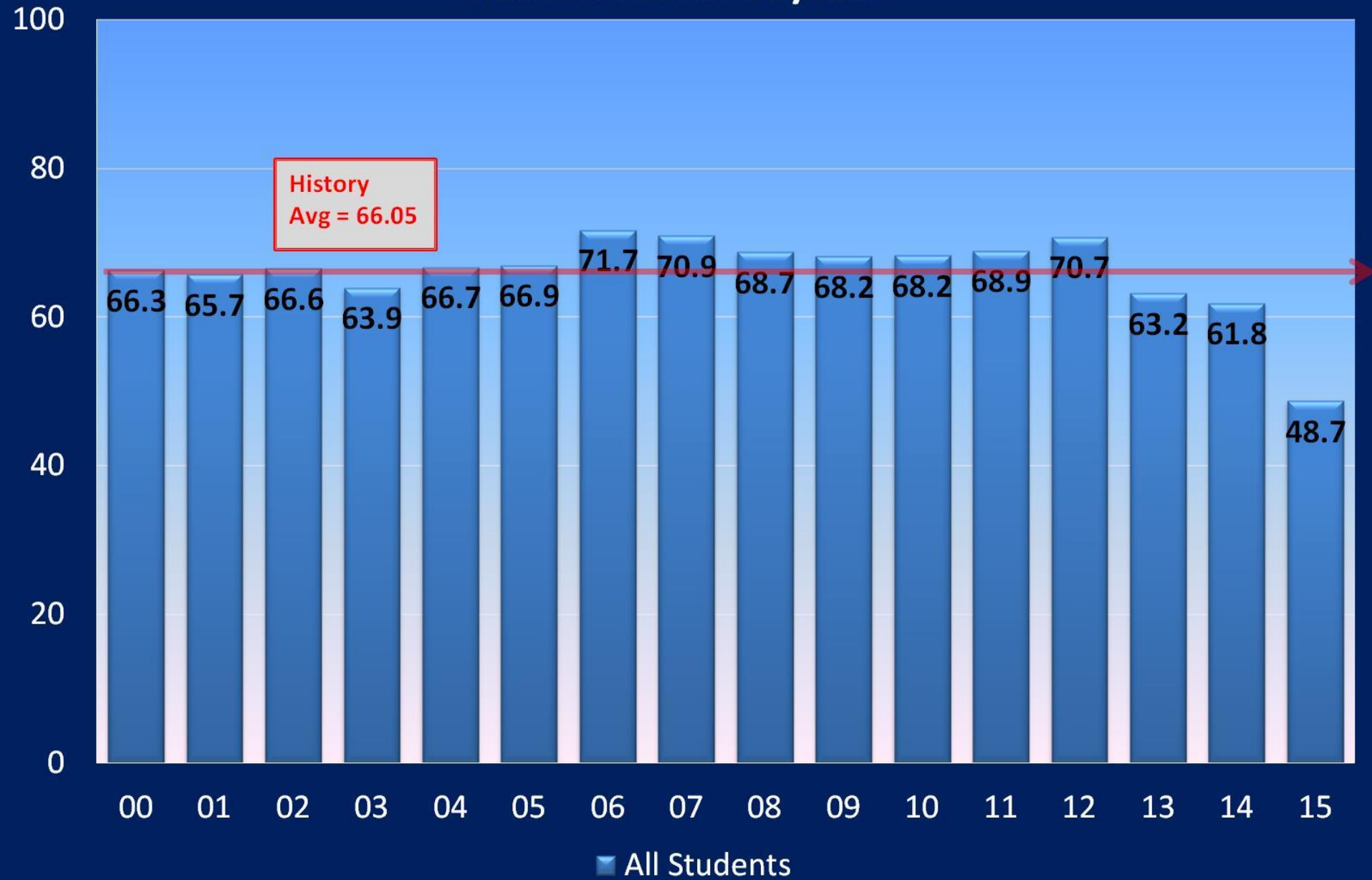
Explore Test Results

Mean Reading Score by Year



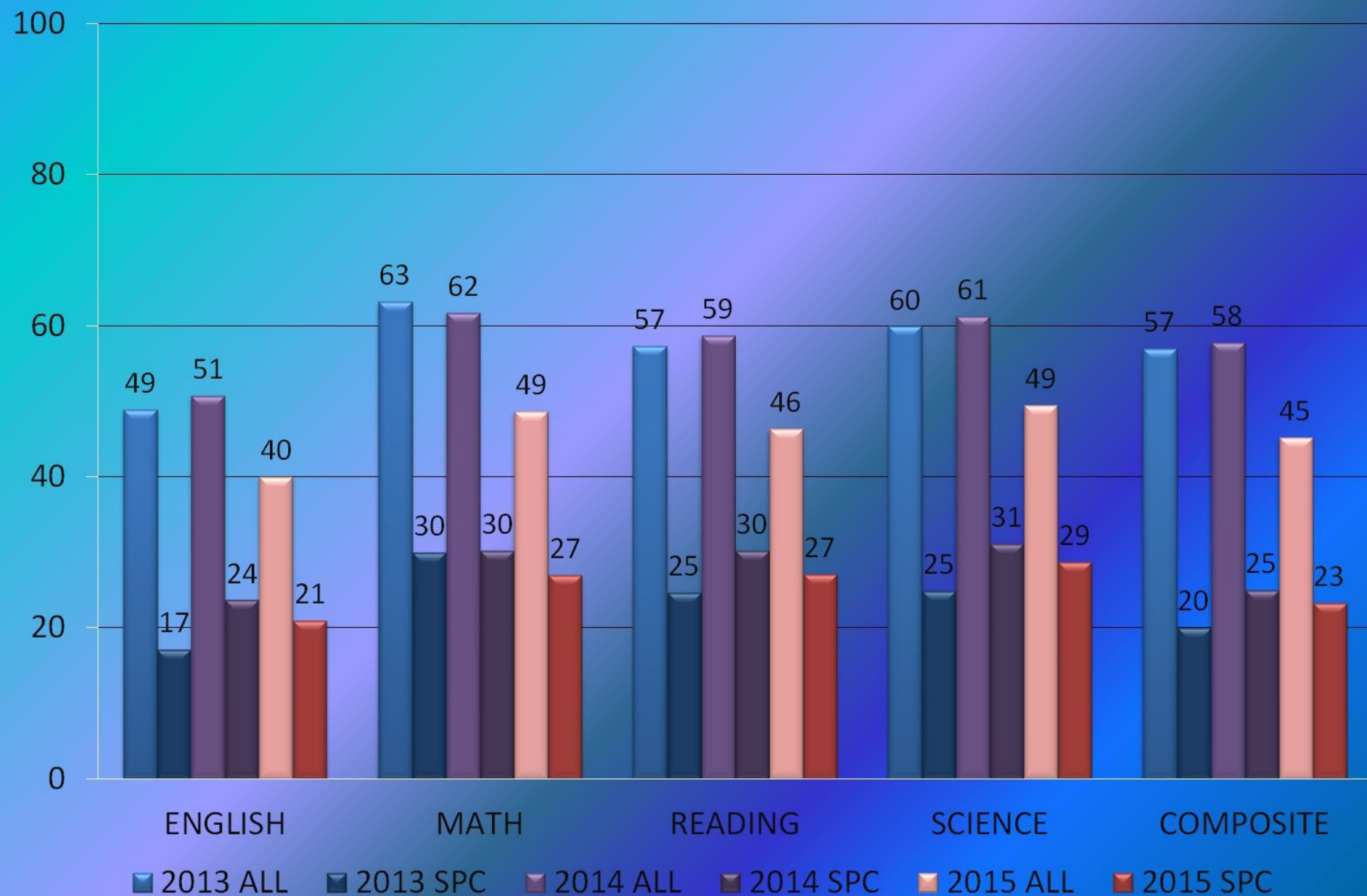
Explore Test Results

Mean Math Score by Year



Mean Incoming Explore Scores

By Year and Type



Content Distribution

Explore Content Distribution

Item	Ans	A/F	B/G	C/H	D/J	E/K	Omit	Error	% Correct (without omits and errors)
English - 40 items (58%)									
Usage & Mechanics (64%)									
Grammar & Usage (66%)									
Pronoun Usage (81%)									
2	J	5 (1%)	3 (1%)	7 (1%)	529 (97%)	0 (0%)	4	0	97%
6	J	43 (8%)	8 (1%)	12 (2%)	481 (88%)	0 (0%)	4	0	88%
13	C	19 (3%)	34 (6%)	465 (85%)	25 (5%)	0 (0%)	5	0	86%
36	G	60 (11%)	305 (56%)	13 (2%)	11 (2%)	0 (0%)	159	0	78%
Adj. vs. Adv. (78%)									
11	B	56 (10%)	404 (74%)	62 (11%)	21 (4%)	0 (0%)	5	0	74%
27	B	22 (4%)	453 (83%)	19 (3%)	7 (1%)	0 (0%)	47	0	90%
Nouns & Noun Clauses (45%)									
12	H	87 (16%)	183 (33%)	246 (45%)	28 (5%)	0 (0%)	4	0	45%
Verb Tense (43%)									
35	D	24 (4%)	76 (14%)	84 (15%)	219 (40%)	0 (0%)	144	1	54%
37	C	58 (11%)	45 (8%)	257 (47%)	18 (3%)	0 (0%)	170	0	68%
Seq. & Verb Tense (63%)									
21	C	78 (14%)	75 (14%)	343 (63%)	34 (6%)	0 (0%)	18	0	65%
Diction (56%)									
25	B	120 (22%)	301 (55%)	55 (10%)	37 (7%)	0 (0%)	35	0	59%
34	J	42 (8%)	30 (5%)	26 (5%)	314 (57%)	0 (0%)	135	1	76%
Sent. Struct. (52%)									
Comma Splices (33%)									
3	B	250 (46%)	179 (33%)	48 (9%)	66 (12%)	0 (0%)	5	0	33%
Fragments (31%)									
39	C	50 (9%)	87 (16%)	168 (31%)	46 (8%)	0 (0%)	197	0	48%
Coord. & Subord. (90%)									
9	C	26 (5%)	12 (2%)	495 (90%)	11 (2%)	0 (0%)	4	0	91%
Faul. Parallelism (44%)									
28	H	80 (15%)	99 (18%)	242 (44%)	71 (13%)	0 (0%)	56	0	49%
Unintended Meanings (61%)									
26	J	47 (9%)	46 (8%)	81 (15%)	336 (61%)	0 (0%)	38	0	66%
Punctuation (77%)									
Commas (77%)									
5	C	30 (5%)	14 (3%)	476 (87%)	23 (4%)	0 (0%)	5	0	88%
15	B	77 (14%)	421 (77%)	21 (4%)	22 (4%)	0 (0%)	7	0	78%
31	B	25 (5%)	375 (68%)	23 (4%)	26 (5%)	0 (0%)	98	1	84%
No Change (64%)									
1	A	266 (49%)	120 (22%)	155 (28%)	2 (0%)	0 (0%)	5	0	49%
4	F	355 (65%)	44 (8%)	42 (8%)	102 (19%)	0 (0%)	4	1	65%
17	A	465 (85%)	17 (3%)	27 (5%)	30 (5%)	0 (0%)	9	0	86%
24	F	367 (67%)	102 (19%)	26 (5%)	26 (5%)	0 (0%)	27	0	70%
29	A	310 (57%)	97 (18%)	30 (5%)	48 (9%)	0 (0%)	63	0	64%
Rhetorical Skills (47%)									
Strategy (47%)									
Approp. Suppor. Mat. (41%)									
16	J	222 (41%)	106 (19%)	32 (6%)	180 (33%)	0 (0%)	8	0	33%

Explore Content Distribution

Item	Ans	A/F	B/G	C/H	D/J	E/K	Omit	Error	% Correct (without omits and errors)
20	J	135 (25%)	61 (11%)	42 (8%)	295 (54%)	0 (0%)	15	0	55%
40	F	194 (35%)	59 (11%)	58 (11%)	29 (5%)	0 (0%)	208	0	57%
Eff. Trans. Sent. (57%)									
8	G	126 (23%)	328 (60%)	75 (14%)	15 (3%)	0 (0%)	4	0	60%
10	G	111 (20%)	355 (65%)	34 (6%)	41 (7%)	0 (0%)	7	0	66%
33	A	259 (47%)	84 (15%)	35 (6%)	40 (7%)	0 (0%)	129	1	62%
Main Idea (38%)									
30	H	71 (13%)	144 (26%)	210 (38%)	42 (8%)	0 (0%)	81	0	45%
Org. (44%)									
Sent.-Lev. Struct. (44%)									
7	D	103 (19%)	102 (19%)	52 (9%)	286 (52%)	0 (0%)	5	0	53%
19	A	297 (54%)	103 (19%)	91 (17%)	42 (8%)	0 (0%)	15	0	56%
22	J	151 (28%)	92 (17%)	118 (22%)	160 (29%)	0 (0%)	27	0	31%
32	J	91 (17%)	52 (9%)	76 (14%)	219 (40%)	0 (0%)	109	1	50%
Style (55%)									
Conciseness (52%)									
14	J	84 (15%)	43 (8%)	214 (39%)	199 (36%)	0 (0%)	8	0	37%
18	G	66 (12%)	376 (69%)	26 (5%)	70 (13%)	0 (0%)	10	0	70%
Idiomatic Expr. (59%)									
23	C	110 (20%)	36 (7%)	325 (59%)	54 (10%)	0 (0%)	23	0	62%
No Change (35%)									
38	F	194 (35%)	73 (13%)	43 (8%)	52 (9%)	0 (0%)	186	0	54%

Mathematics - 30 items (59%)

Arith. (58%)									
Simple Manip. (73%)									
1	D	5 (1%)	1 (0%)	6 (1%)	531 (97%)	2 (0%)	3	0	97%
2	H	3 (1%)	18 (3%)	516 (94%)	4 (1%)	3 (1%)	4	0	95%
20	F	147 (27%)	21 (4%)	11 (2%)	12 (2%)	345 (63%)	12	0	27%
Complic. Arith. App. (63%)									
4	G	2 (0%)	502 (92%)	4 (1%)	2 (0%)	34 (6%)	4	0	92%
10	K	46 (8%)	82 (15%)	50 (9%)	58 (11%)	304 (55%)	8	0	56%
11	C	97 (18%)	33 (6%)	345 (63%)	37 (7%)	29 (5%)	7	0	64%
14	H	65 (12%)	50 (9%)	291 (53%)	108 (20%)	23 (4%)	11	0	54%
22	K	27 (5%)	43 (8%)	125 (23%)	48 (9%)	273 (50%)	32	0	53%
Common Arith. (37%)									
Prop. of Numbers (40%)									
21	C	184 (34%)	62 (11%)	220 (40%)	29 (5%)	29 (5%)	21	3	42%
Percents (36%)									
16	G	127 (23%)	204 (37%)	109 (20%)	16 (3%)	84 (15%)	8	0	38%
25	D	42 (8%)	84 (15%)	112 (20%)	189 (34%)	40 (7%)	80	1	40%
Alg. (59%)									
Manip. Alg. Expr. (26%)									
Creating Alg. Expr. (26%)									
26	K	100 (18%)	104 (19%)	76 (14%)	37 (7%)	142 (26%)	89	0	31%
Solving Eq. w/1 Var. (71%)									
Simple Eq. (71%)									

Explore Content Distribution

Item	Ans	A/F	B/G	C/H	D/J	E/K	Omit	Error	% Correct (without omits and errors)
6	F	448 (82%)	35 (6%)	35 (6%)	13 (2%)	12 (2%)	4	1	83%
7	B	8 (1%)	495 (90%)	15 (3%)	14 (3%)	9 (2%)	7	0	91%
15	B	41 (7%)	403 (74%)	44 (8%)	24 (4%)	30 (5%)	6	0	74%
29	A	205 (37%)	59 (11%)	51 (9%)	49 (9%)	69 (13%)	115	0	47%
Alg. Functions (46%)									
Functions as Models (46%)									
28	J	32 (6%)	57 (10%)	45 (8%)	253 (46%)	51 (9%)	110	0	58%
Geo. (61%)									
Lines & Angles (62%)									
5	D	7 (1%)	7 (1%)	40 (7%)	451 (82%)	39 (7%)	4	0	83%
9	C	37 (7%)	44 (8%)	444 (81%)	12 (2%)	7 (1%)	4	0	82%
23	E	57 (10%)	39 (7%)	51 (9%)	80 (15%)	280 (51%)	41	0	55%
30	F	175 (32%)	56 (10%)	85 (16%)	57 (10%)	48 (9%)	126	1	42%
Tri. (78%)									
Working w/Tri. (78%)									
8	F	425 (78%)	56 (10%)	21 (4%)	26 (5%)	14 (3%)	6	0	78%
Rectangles & Squares (72%)									
12	G	87 (16%)	392 (72%)	19 (3%)	16 (3%)	27 (5%)	6	1	72%
Complex Figures (48%)									
19	C	78 (14%)	122 (22%)	261 (48%)	59 (11%)	8 (1%)	20	0	49%
Geo. (48%)									
27	B	34 (6%)	265 (48%)	54 (10%)	79 (14%)	18 (3%)	98	0	59%
Stats. & Prob. (59%)									
Averages (46%)									
18	G	46 (8%)	291 (53%)	70 (13%)	42 (8%)	90 (16%)	8	1	54%
24	F	209 (38%)	66 (12%)	65 (12%)	51 (9%)	104 (19%)	53	0	42%
Prob. (80%)									
17	D	35 (6%)	10 (2%)	45 (8%)	437 (80%)	14 (3%)	7	0	81%
Data Representation (61%)									
Tables (Matrices) (61%)									
3	C	34 (6%)	11 (2%)	421 (77%)	17 (3%)	59 (11%)	6	0	78%
13	E	39 (7%)	72 (13%)	50 (9%)	136 (25%)	247 (45%)	4	0	45%
Reading - 30 items (57%)									
Prose Fiction (64%)									
Explicit Detail (63%)									
1	C	41 (7%)	36 (7%)	423 (77%)	43 (8%)	0 (0%)	2	3	78%
2	J	73 (13%)	54 (10%)	24 (4%)	394 (72%)	0 (0%)	3	0	72%
4	H	29 (5%)	75 (14%)	363 (66%)	74 (14%)	0 (0%)	5	2	67%
5	D	51 (9%)	82 (15%)	48 (9%)	365 (67%)	0 (0%)	2	0	67%
7	A	292 (53%)	91 (17%)	111 (20%)	48 (9%)	0 (0%)	4	2	54%
9	D	128 (23%)	59 (11%)	127 (23%)	231 (42%)	0 (0%)	3	0	42%
Implied Idea (65%)									
3	B	20 (4%)	441 (80%)	37 (7%)	45 (8%)	0 (0%)	4	1	81%
6	F	383 (70%)	46 (8%)	71 (13%)	44 (8%)	0 (0%)	2	2	70%
8	F	285 (52%)	47 (9%)	84 (15%)	127 (23%)	0 (0%)	4	1	52%
10	H	83 (15%)	125 (23%)	306 (56%)	32 (6%)	0 (0%)	2	0	56%

Explore Content Distribution

Item	Ans	A/F	B/G	C/H	D/J	E/K	Omit	Error	% Correct (without omits and errors)
Social Studies (56%)									
Main Idea (56%)									
15	C	116 (21%)	56 (10%)	307 (56%)	57 (10%)	0 (0%)	12	0	57%
Explicit Detail (56%)									
11	C	54 (10%)	18 (3%)	428 (78%)	44 (8%)	0 (0%)	3	1	79%
12	F	376 (69%)	88 (16%)	56 (10%)	23 (4%)	0 (0%)	5	0	69%
13	D	105 (19%)	60 (11%)	62 (11%)	313 (57%)	0 (0%)	8	0	58%
16	G	70 (13%)	353 (64%)	50 (9%)	63 (11%)	0 (0%)	10	2	66%
18	H	145 (26%)	36 (7%)	240 (44%)	105 (19%)	0 (0%)	22	0	46%
19	D	196 (36%)	31 (6%)	38 (7%)	253 (46%)	0 (0%)	29	1	49%
20	G	88 (16%)	172 (31%)	80 (15%)	173 (32%)	0 (0%)	35	0	34%
Vocabulary (55%)									
14	G	37 (7%)	303 (55%)	106 (19%)	92 (17%)	0 (0%)	10	0	56%
Implied Idea (57%)									
17	A	314 (57%)	50 (9%)	91 (17%)	74 (14%)	0 (0%)	18	1	59%
Humanities (52%)									
Explicit Detail (60%)									
21	D	33 (6%)	36 (7%)	44 (8%)	377 (69%)	0 (0%)	56	2	77%
22	G	30 (5%)	374 (68%)	44 (8%)	24 (4%)	0 (0%)	73	3	79%
23	A	367 (67%)	53 (10%)	24 (4%)	22 (4%)	0 (0%)	80	2	79%
24	H	32 (6%)	28 (5%)	361 (66%)	39 (7%)	0 (0%)	88	0	78%
26	J	44 (8%)	49 (9%)	69 (13%)	277 (51%)	0 (0%)	107	2	63%
29	A	211 (39%)	68 (12%)	89 (16%)	50 (9%)	0 (0%)	129	1	50%
Vocabulary (31%)									
30	G	42 (8%)	172 (31%)	155 (28%)	40 (7%)	0 (0%)	136	3	42%
Implied Idea (42%)									
25	C	49 (9%)	88 (16%)	266 (49%)	49 (9%)	0 (0%)	94	2	59%
27	C	73 (13%)	111 (20%)	186 (34%)	58 (11%)	0 (0%)	120	0	43%
28	H	49 (9%)	28 (5%)	234 (43%)	111 (20%)	0 (0%)	126	0	55%
Science - 28 items (57%)									
Data Representation (72%)									
Comprehension (76%)									
1	B	49 (9%)	435 (79%)	44 (8%)	14 (3%)	0 (0%)	3	3	80%
2	G	22 (4%)	436 (80%)	71 (13%)	16 (3%)	0 (0%)	3	0	80%
3	B	17 (3%)	413 (75%)	56 (10%)	59 (11%)	0 (0%)	3	0	76%
6	H	17 (3%)	105 (19%)	399 (73%)	25 (5%)	0 (0%)	2	0	73%
7	C	39 (7%)	27 (5%)	451 (82%)	26 (5%)	0 (0%)	4	1	83%
9	D	47 (9%)	16 (3%)	9 (2%)	473 (86%)	0 (0%)	3	0	87%
10	F	325 (59%)	112 (20%)	66 (12%)	41 (7%)	0 (0%)	3	1	60%
Analysis (66%)									
4	F	375 (68%)	29 (5%)	93 (17%)	45 (8%)	0 (0%)	6	0	69%
5	B	66 (12%)	388 (71%)	43 (8%)	48 (9%)	0 (0%)	3	0	71%
8	J	14 (3%)	35 (6%)	84 (15%)	411 (75%)	0 (0%)	4	0	76%
11	A	310 (57%)	75 (14%)	121 (22%)	39 (7%)	0 (0%)	3	0	57%

Explore Content Distribution

Item	Ans	A/F	B/G	C/H	D/J	E/K	Omit	Error	% Correct (without omits and errors)
12	H	57 (10%)	93 (17%)	312 (57%)	79 (14%)	0 (0%)	6	1	58%
Research Summary (42%)									
Comprehension (55%)									
13	A	384 (70%)	36 (7%)	77 (14%)	41 (7%)	0 (0%)	8	2	71%
14	F	315 (57%)	80 (15%)	92 (17%)	52 (9%)	0 (0%)	8	1	58%
24	J	102 (19%)	78 (14%)	66 (12%)	212 (39%)	0 (0%)	89	1	46%
Analysis (36%)									
15	C	95 (17%)	88 (16%)	227 (41%)	128 (23%)	0 (0%)	10	0	42%
16	F	175 (32%)	160 (29%)	104 (19%)	92 (17%)	0 (0%)	16	1	33%
17	B	140 (26%)	208 (38%)	129 (24%)	51 (9%)	0 (0%)	18	2	39%
25	A	271 (49%)	60 (11%)	69 (13%)	53 (10%)	0 (0%)	94	1	60%
26	F	180 (33%)	106 (19%)	77 (14%)	77 (14%)	0 (0%)	107	1	41%
27	D	101 (18%)	86 (16%)	64 (12%)	182 (33%)	0 (0%)	113	2	42%
28	J	88 (16%)	83 (15%)	99 (18%)	152 (28%)	0 (0%)	124	2	36%
Conflicting Viewpts. (50%)									
Comprehension (59%)									
18	G	56 (10%)	361 (66%)	89 (16%)	16 (3%)	0 (0%)	25	1	69%
19	D	34 (6%)	46 (8%)	58 (11%)	383 (70%)	0 (0%)	27	0	74%
20	H	102 (19%)	119 (22%)	223 (41%)	69 (13%)	0 (0%)	33	2	43%
Analysis (41%)									
21	B	82 (15%)	303 (55%)	78 (14%)	41 (7%)	0 (0%)	43	1	60%
22	G	123 (22%)	202 (37%)	75 (14%)	104 (19%)	0 (0%)	44	0	40%
23	B	179 (33%)	170 (31%)	49 (9%)	98 (18%)	0 (0%)	49	3	34%

This score report was generated by Cambridge Educational Services, Inc. using an ACT, Inc. Sample/Practice exam. This report is not approved, endorsed, or authorized by ACT, Inc. and should not be viewed or used as such. ACT®, PLAN®, EXPLORE®, WorkKeys®, and College Readiness Standards™ are registered trademarks of ACT, Inc., which is not affiliated with Cambridge Educational Services, Inc.

Error Analysis

By College Readiness Standards

Explore Error Analysis By College Readiness Standards™

Item	Ans	Range	N=	Lvl 2	Lvl 3	Lvl 4	A/F	B/G	C/H	D/J	E/K	Omit	Error	% Correct (without omits and errors)
English (Level 1) - 40 items (64%)														
1	A	[24 - 27] [20 - 23] [16 - 19] [1 - 15]	n=11 n=40 n=90 n=407	UM	No Change		11 (100%) 30 (75%) 65 (72%) 160 (39%)	0 (0%) 3 (8%) 12 (13%) 105 (26%)	0 (0%) 7 (18%) 13 (14%) 135 (33%)	0 (0%) 0 (0%) 0 (0%) 2 (0%)	0 (0%) 0 (0%) 0 (0%) 0 (0%)	0 0 0 5	0 0 0 0	100% 75% 72% 40%
2	J	[24 - 27] [20 - 23] [16 - 19] [1 - 15]	n=11 n=40 n=90 n=407	UM	Grammar & Usage	Pronoun Usage	0 (0%) 0 (0%) 0 (0%) 5 (1%)	0 (0%) 0 (0%) 0 (0%) 3 (1%)	0 (0%) 0 (0%) 0 (0%) 7 (2%)	11 (100%) 40 (100%) 90 (100%) 388 (95%)	0 (0%) 0 (0%) 0 (0%) 0 (0%)	0 0 0 4	0 0 0 0	100% 100% 100% 96%
3	B	[24 - 27] [20 - 23] [16 - 19] [1 - 15]	n=11 n=40 n=90 n=407	UM	Sent. Struct.	Comma Splices	2 (18%) 15 (38%) 36 (40%) 197 (48%)	9 (82%) 23 (57%) 44 (49%) 103 (25%)	0 (0%) 0 (0%) 7 (8%) 41 (10%)	0 (0%) 2 (5%) 3 (3%) 61 (15%)	0 (0%) 0 (0%) 0 (0%) 0 (0%)	0 0 0 5	0 0 0 0	82% 57% 49% 26%
4	F	[24 - 27] [20 - 23] [16 - 19] [1 - 15]	n=11 n=40 n=90 n=407	UM	No Change		10 (91%) 37 (93%) 72 (80%) 236 (58%)	1 (9%) 0 (0%) 10 (11%) 33 (8%)	0 (0%) 2 (5%) 3 (3%) 37 (9%)	0 (0%) 1 (3%) 5 (6%) 96 (24%)	0 (0%) 0 (0%) 0 (0%) 0 (0%)	0 0 0 4	0 0 0 1	91% 93% 80% 59%
5	C	[24 - 27] [20 - 23] [16 - 19] [1 - 15]	n=11 n=40 n=90 n=407	UM	Punctuation	Commas	0 (0%) 0 (0%) 0 (0%) 30 (7%)	0 (0%) 0 (0%) 0 (0%) 14 (3%)	11 (100%) 40 (100%) 90 (100%) 335 (82%)	0 (0%) 0 (0%) 0 (0%) 23 (6%)	0 (0%) 0 (0%) 0 (0%) 0 (0%)	0 0 0 5	0 0 0 0	100% 100% 100% 83%
6	J	[24 - 27] [20 - 23] [16 - 19] [1 - 15]	n=11 n=40 n=90 n=407	UM	Grammar & Usage	Pronoun Usage	0 (0%) 0 (0%) 2 (2%) 41 (10%)	0 (0%) 0 (0%) 0 (0%) 8 (2%)	0 (0%) 0 (0%) 0 (0%) 12 (3%)	11 (100%) 40 (100%) 88 (98%) 342 (84%)	0 (0%) 0 (0%) 0 (0%) 0 (0%)	0 0 0 4	0 0 0 0	100% 100% 98% 85%
7	D	[24 - 27] [20 - 23] [16 - 19] [1 - 15]	n=11 n=40 n=90 n=407	RH	Org.	Sent.-Lev. Struct.	0 (0%) 2 (5%) 8 (9%) 93 (23%)	1 (9%) 5 (13%) 18 (20%) 78 (19%)	1 (9%) 2 (5%) 5 (6%) 44 (11%)	9 (82%) 31 (78%) 59 (66%) 187 (46%)	0 (0%) 0 (0%) 0 (0%) 0 (0%)	0 0 0 5	0 0 0 0	82% 78% 66% 47%
8	G	[24 - 27] [20 - 23] [16 - 19] [1 - 15]	n=11 n=40 n=90 n=407	RH	Strategy	Eff. Trans. Sent.	0 (0%) 0 (0%) 19 (21%) 107 (26%)	11 (100%) 37 (93%) 64 (71%) 216 (53%)	0 (0%) 0 (0%) 3 (3%) 72 (18%)	0 (0%) 3 (8%) 4 (4%) 8 (2%)	0 (0%) 0 (0%) 0 (0%) 0 (0%)	0 0 0 4	0 0 0 0	100% 93% 71% 54%
9	C	[24 - 27] [20 - 23] [16 - 19] [1 - 15]	n=11 n=40 n=90 n=407	UM	Sent. Struct.	Coord. & Subord.	0 (0%) 1 (3%) 1 (1%) 24 (6%)	0 (0%) 0 (0%) 2 (2%) 10 (2%)	11 (100%) 39 (98%) 86 (96%) 359 (88%)	0 (0%) 0 (0%) 1 (1%) 10 (2%)	0 (0%) 0 (0%) 0 (0%) 0 (0%)	0 0 0 4	0 0 0 0	100% 98% 96% 89%
10	G	[24 - 27] [20 - 23] [16 - 19]	n=11 n=40 n=90	RH	Strategy	Eff. Trans. Sent.	0 (0%) 0 (0%) 5 (6%)	11 (100%) 39 (98%) 80 (89%)	0 (0%) 0 (0%) 4 (4%)	0 (0%) 1 (3%) 1 (1%)	0 (0%) 0 (0%) 0 (0%)	0 0 0	0 0 0	100% 98% 89%

Explore Error Analysis By College Readiness Standards

Item	Ans	Range	N=	Lvl 2	Lvl 3	Lvl 4	A/F	B/G	C/H	D/J	E/K	Omit	Error	% Correct (without omits and errors)
		[1 - 15]	n=407				106 (26%)	225 (55%)	30 (7%)	39 (10%)	0 (0%)	7	0	56%
11	B	[24 - 27]	n=11	UM	Grammar & Usage	Adj. vs. Adv.	0 (0%)	11 (100%)	0 (0%)	0 (0%)	0 (0%)	0	0	100%
		[20 - 23]	n=40				1 (3%)	39 (98%)	0 (0%)	0 (0%)	0 (0%)	0	0	98%
		[16 - 19]	n=90				6 (7%)	81 (90%)	3 (3%)	0 (0%)	0 (0%)	0	0	90%
		[1 - 15]	n=407				49 (12%)	273 (67%)	59 (14%)	21 (5%)	0 (0%)	5	0	68%
12	H	[24 - 27]	n=11	UM	Grammar & Usage	Nouns & Noun Clauses	0 (0%)	0 (0%)	11 (100%)	0 (0%)	0 (0%)	0	0	100%
		[20 - 23]	n=40				1 (3%)	1 (3%)	38 (95%)	0 (0%)	0 (0%)	0	0	95%
		[16 - 19]	n=90				8 (9%)	18 (20%)	62 (69%)	2 (2%)	0 (0%)	0	0	69%
		[1 - 15]	n=407				78 (19%)	164 (40%)	135 (33%)	26 (6%)	0 (0%)	4	0	33%
13	C	[24 - 27]	n=11	UM	Grammar & Usage	Pronoun Usage	0 (0%)	0 (0%)	11 (100%)	0 (0%)	0 (0%)	0	0	100%
		[20 - 23]	n=40				0 (0%)	0 (0%)	40 (100%)	0 (0%)	0 (0%)	0	0	100%
		[16 - 19]	n=90				0 (0%)	1 (1%)	88 (98%)	1 (1%)	0 (0%)	0	0	98%
		[1 - 15]	n=407				19 (5%)	33 (8%)	326 (80%)	24 (6%)	0 (0%)	5	0	81%
14	J	[24 - 27]	n=11	RH	Style	Conciseness	0 (0%)	0 (0%)	0 (0%)	11 (100%)	0 (0%)	0	0	100%
		[20 - 23]	n=40				0 (0%)	1 (3%)	7 (18%)	32 (80%)	0 (0%)	0	0	80%
		[16 - 19]	n=90				2 (2%)	1 (1%)	30 (33%)	57 (63%)	0 (0%)	0	0	63%
		[1 - 15]	n=407				82 (20%)	41 (10%)	177 (43%)	99 (24%)	0 (0%)	8	0	25%
15	B	[24 - 27]	n=11	UM	Punctuation	Commas	0 (0%)	11 (100%)	0 (0%)	0 (0%)	0 (0%)	0	0	100%
		[20 - 23]	n=40				0 (0%)	40 (100%)	0 (0%)	0 (0%)	0 (0%)	0	0	100%
		[16 - 19]	n=90				2 (2%)	84 (93%)	1 (1%)	3 (3%)	0 (0%)	0	0	93%
		[1 - 15]	n=407				75 (18%)	286 (70%)	20 (5%)	19 (5%)	0 (0%)	7	0	72%
16	J	[24 - 27]	n=11	RH	Strategy	Approp. Suppor. Mat.	1 (9%)	0 (0%)	0 (0%)	10 (91%)	0 (0%)	0	0	91%
		[20 - 23]	n=40				7 (18%)	0 (0%)	0 (0%)	33 (83%)	0 (0%)	0	0	83%
		[16 - 19]	n=90				35 (39%)	6 (7%)	4 (4%)	45 (50%)	0 (0%)	0	0	50%
		[1 - 15]	n=407				179 (44%)	100 (25%)	28 (7%)	92 (23%)	0 (0%)	8	0	23%
17	A	[24 - 27]	n=11	UM	No Change		11 (100%)	0 (0%)	0 (0%)	0 (0%)	0 (0%)	0	0	100%
		[20 - 23]	n=40				40 (100%)	0 (0%)	0 (0%)	0 (0%)	0 (0%)	0	0	100%
		[16 - 19]	n=90				89 (99%)	0 (0%)	0 (0%)	1 (1%)	0 (0%)	0	0	99%
		[1 - 15]	n=407				325 (80%)	17 (4%)	27 (7%)	29 (7%)	0 (0%)	9	0	82%
18	G	[24 - 27]	n=11	RH	Style	Conciseness	0 (0%)	11 (100%)	0 (0%)	0 (0%)	0 (0%)	0	0	100%
		[20 - 23]	n=40				2 (5%)	32 (80%)	0 (0%)	6 (15%)	0 (0%)	0	0	80%
		[16 - 19]	n=90				6 (7%)	76 (84%)	0 (0%)	8 (9%)	0 (0%)	0	0	84%
		[1 - 15]	n=407				58 (14%)	257 (63%)	26 (6%)	56 (14%)	0 (0%)	10	0	65%
19	A	[24 - 27]	n=11	RH	Org.	Sent.-Lev. Struct.	10 (91%)	0 (0%)	1 (9%)	0 (0%)	0 (0%)	0	0	91%
		[20 - 23]	n=40				31 (78%)	4 (10%)	4 (10%)	1 (3%)	0 (0%)	0	0	78%
		[16 - 19]	n=90				63 (70%)	14 (16%)	11 (12%)	2 (2%)	0 (0%)	0	0	70%
		[1 - 15]	n=407				193 (47%)	85 (21%)	75 (18%)	39 (10%)	0 (0%)	15	0	49%
20	J	[24 - 27]	n=11	RH	Strategy	Approp. Suppor. Mat.	0 (0%)	0 (0%)	0 (0%)	11 (100%)	0 (0%)	0	0	100%
		[20 - 23]	n=40				1 (3%)	1 (3%)	0 (0%)	38 (95%)	0 (0%)	0	0	95%
		[16 - 19]	n=90				16 (18%)	6 (7%)	2 (2%)	66 (73%)	0 (0%)	0	0	73%
		[1 - 15]	n=407				118 (29%)	54 (13%)	40 (10%)	180 (44%)	0 (0%)	15	0	46%

Explore Error Analysis By College Readiness Standards

Item	Ans	Range	N=	Lvl 2	Lvl 3	Lvl 4	A/F	B/G	C/H	D/J	E/K	Omit	Error	% Correct (without omits and errors)
21	C	[24 - 27]	n=11	UM	Grammar & Usage	Seq. & Verb Tense	0 (0%)	0 (0%)	11 (100%)	0 (0%)	0 (0%)	0	0	100%
		[20 - 23]	n=40				0 (0%)	2 (5%)	38 (95%)	0 (0%)	0 (0%)	0	0	95%
		[16 - 19]	n=90				0 (0%)	4 (4%)	86 (96%)	0 (0%)	0 (0%)	0	0	96%
		[1 - 15]	n=407				78 (19%)	69 (17%)	208 (51%)	34 (8%)	0 (0%)	18	0	53%
22	J	[24 - 27]	n=11	RH	Org.	Sent.-Lev. Struct.	0 (0%)	2 (18%)	0 (0%)	9 (82%)	0 (0%)	0	0	82%
		[20 - 23]	n=40				4 (10%)	1 (3%)	6 (15%)	29 (73%)	0 (0%)	0	0	73%
		[16 - 19]	n=90				22 (24%)	7 (8%)	15 (17%)	46 (51%)	0 (0%)	0	0	51%
		[1 - 15]	n=407				125 (31%)	82 (20%)	97 (24%)	76 (19%)	0 (0%)	27	0	20%
23	C	[24 - 27]	n=11	RH	Style	Idiomatic Expr.	0 (0%)	0 (0%)	11 (100%)	0 (0%)	0 (0%)	0	0	100%
		[20 - 23]	n=40				2 (5%)	1 (3%)	37 (93%)	0 (0%)	0 (0%)	0	0	93%
		[16 - 19]	n=90				13 (14%)	0 (0%)	74 (82%)	3 (3%)	0 (0%)	0	0	82%
		[1 - 15]	n=407				95 (23%)	35 (9%)	203 (50%)	51 (13%)	0 (0%)	23	0	53%
24	F	[24 - 27]	n=11	UM	No Change		11 (100%)	0 (0%)	0 (0%)	0 (0%)	0 (0%)	0	0	100%
		[20 - 23]	n=40				37 (93%)	3 (8%)	0 (0%)	0 (0%)	0 (0%)	0	0	93%
		[16 - 19]	n=90				77 (86%)	11 (12%)	0 (0%)	2 (2%)	0 (0%)	0	0	86%
		[1 - 15]	n=407				242 (59%)	88 (22%)	26 (6%)	24 (6%)	0 (0%)	27	0	64%
25	B	[24 - 27]	n=11	UM	Grammar & Usage	Diction	0 (0%)	11 (100%)	0 (0%)	0 (0%)	0 (0%)	0	0	100%
		[20 - 23]	n=40				0 (0%)	40 (100%)	0 (0%)	0 (0%)	0 (0%)	0	0	100%
		[16 - 19]	n=90				7 (8%)	78 (87%)	3 (3%)	1 (1%)	0 (0%)	1	0	88%
		[1 - 15]	n=407				113 (28%)	172 (42%)	52 (13%)	36 (9%)	0 (0%)	34	0	46%
26	J	[24 - 27]	n=11	UM	Sent. Struct.	Unintended Meanings	0 (0%)	0 (0%)	0 (0%)	11 (100%)	0 (0%)	0	0	100%
		[20 - 23]	n=40				0 (0%)	0 (0%)	2 (5%)	38 (95%)	0 (0%)	0	0	95%
		[16 - 19]	n=90				2 (2%)	0 (0%)	14 (16%)	74 (82%)	0 (0%)	0	0	82%
		[1 - 15]	n=407				45 (11%)	46 (11%)	65 (16%)	213 (52%)	0 (0%)	38	0	58%
27	B	[24 - 27]	n=11	UM	Grammar & Usage	Adj. vs. Adv.	0 (0%)	11 (100%)	0 (0%)	0 (0%)	0 (0%)	0	0	100%
		[20 - 23]	n=40				0 (0%)	40 (100%)	0 (0%)	0 (0%)	0 (0%)	0	0	100%
		[16 - 19]	n=90				1 (1%)	88 (98%)	1 (1%)	0 (0%)	0 (0%)	0	0	98%
		[1 - 15]	n=407				21 (5%)	314 (77%)	18 (4%)	7 (2%)	0 (0%)	47	0	87%
28	H	[24 - 27]	n=11	UM	Sent. Struct.	Faul. Parallelism	0 (0%)	0 (0%)	9 (82%)	2 (18%)	0 (0%)	0	0	82%
		[20 - 23]	n=40				1 (3%)	3 (8%)	33 (83%)	2 (5%)	0 (0%)	1	0	85%
		[16 - 19]	n=90				6 (7%)	12 (13%)	59 (66%)	13 (14%)	0 (0%)	0	0	66%
		[1 - 15]	n=407				73 (18%)	84 (21%)	141 (35%)	54 (13%)	0 (0%)	55	0	40%
29	A	[24 - 27]	n=11	UM	No Change		11 (100%)	0 (0%)	0 (0%)	0 (0%)	0 (0%)	0	0	100%
		[20 - 23]	n=40				38 (95%)	2 (5%)	0 (0%)	0 (0%)	0 (0%)	0	0	95%
		[16 - 19]	n=90				81 (90%)	7 (8%)	0 (0%)	2 (2%)	0 (0%)	0	0	90%
		[1 - 15]	n=407				180 (44%)	88 (22%)	30 (7%)	46 (11%)	0 (0%)	63	0	52%
30	H	[24 - 27]	n=11	RH	Strategy	Main Idea	0 (0%)	1 (9%)	10 (91%)	0 (0%)	0 (0%)	0	0	91%
		[20 - 23]	n=40				1 (3%)	9 (23%)	27 (68%)	3 (8%)	0 (0%)	0	0	68%
		[16 - 19]	n=90				9 (10%)	24 (27%)	50 (56%)	7 (8%)	0 (0%)	0	0	56%
		[1 - 15]	n=407				61 (15%)	110 (27%)	123 (30%)	32 (8%)	0 (0%)	81	0	38%

Explore Error Analysis By College Readiness Standards

Item	Ans	Range	N=	Lvl 2	Lvl 3	Lvl 4	A/F	B/G	C/H	D/J	E/K	Omit	Error	% Correct (without omits and errors)
31	B	[24 - 27]	n=11	UM	Punctuation	Commas	0 (0%)	11 (100%)	0 (0%)	0 (0%)	0 (0%)	0	0	100%
		[20 - 23]	n=40				0 (0%)	40 (100%)	0 (0%)	0 (0%)	0 (0%)	0	0	100%
		[16 - 19]	n=90				1 (1%)	85 (94%)	0 (0%)	3 (3%)	0 (0%)	1	0	96%
		[1 - 15]	n=407				24 (6%)	239 (59%)	23 (6%)	23 (6%)	0 (0%)	97	1	77%
32	J	[24 - 27]	n=11	RH	Org.	Sent.-Lev. Struct.	0 (0%)	0 (0%)	0 (0%)	11 (100%)	0 (0%)	0	0	100%
		[20 - 23]	n=40				1 (3%)	0 (0%)	2 (5%)	37 (93%)	0 (0%)	0	0	93%
		[16 - 19]	n=90				2 (2%)	3 (3%)	4 (4%)	81 (90%)	0 (0%)	0	0	90%
		[1 - 15]	n=407				88 (22%)	49 (12%)	70 (17%)	90 (22%)	0 (0%)	109	1	30%
33	A	[24 - 27]	n=11	RH	Strategy	Eff. Trans. Sent.	11 (100%)	0 (0%)	0 (0%)	0 (0%)	0 (0%)	0	0	100%
		[20 - 23]	n=40				38 (95%)	0 (0%)	0 (0%)	2 (5%)	0 (0%)	0	0	95%
		[16 - 19]	n=90				75 (83%)	10 (11%)	3 (3%)	2 (2%)	0 (0%)	0	0	83%
		[1 - 15]	n=407				135 (33%)	74 (18%)	32 (8%)	36 (9%)	0 (0%)	129	1	49%
34	J	[24 - 27]	n=11	UM	Grammar & Usage	Diction	0 (0%)	0 (0%)	0 (0%)	11 (100%)	0 (0%)	0	0	100%
		[20 - 23]	n=40				0 (0%)	0 (0%)	0 (0%)	40 (100%)	0 (0%)	0	0	100%
		[16 - 19]	n=90				3 (3%)	1 (1%)	1 (1%)	85 (94%)	0 (0%)	0	0	94%
		[1 - 15]	n=407				39 (10%)	29 (7%)	25 (6%)	178 (44%)	0 (0%)	135	1	66%
35	D	[24 - 27]	n=11	UM	Grammar & Usage	Verb Tense	0 (0%)	1 (9%)	2 (18%)	8 (73%)	0 (0%)	0	0	73%
		[20 - 23]	n=40				0 (0%)	6 (15%)	15 (38%)	19 (48%)	0 (0%)	0	0	48%
		[16 - 19]	n=90				2 (2%)	12 (13%)	19 (21%)	55 (61%)	0 (0%)	1	1	63%
		[1 - 15]	n=407				22 (5%)	57 (14%)	48 (12%)	137 (34%)	0 (0%)	143	0	52%
36	G	[24 - 27]	n=11	UM	Grammar & Usage	Pronoun Usage	0 (0%)	11 (100%)	0 (0%)	0 (0%)	0 (0%)	0	0	100%
		[20 - 23]	n=40				2 (5%)	38 (95%)	0 (0%)	0 (0%)	0 (0%)	0	0	95%
		[16 - 19]	n=90				2 (2%)	83 (92%)	2 (2%)	0 (0%)	0 (0%)	3	0	95%
		[1 - 15]	n=407				56 (14%)	173 (43%)	11 (3%)	11 (3%)	0 (0%)	156	0	69%
37	C	[24 - 27]	n=11	UM	Grammar & Usage	Verb Tense	0 (0%)	0 (0%)	11 (100%)	0 (0%)	0 (0%)	0	0	100%
		[20 - 23]	n=40				0 (0%)	0 (0%)	40 (100%)	0 (0%)	0 (0%)	0	0	100%
		[16 - 19]	n=90				5 (6%)	5 (6%)	77 (86%)	1 (1%)	0 (0%)	2	0	88%
		[1 - 15]	n=407				53 (13%)	40 (10%)	129 (32%)	17 (4%)	0 (0%)	168	0	54%
38	F	[24 - 27]	n=11	RH	No Change		11 (100%)	0 (0%)	0 (0%)	0 (0%)	0 (0%)	0	0	100%
		[20 - 23]	n=40				38 (95%)	0 (0%)	1 (3%)	1 (3%)	0 (0%)	0	0	95%
		[16 - 19]	n=90				61 (68%)	13 (14%)	8 (9%)	5 (6%)	0 (0%)	3	0	70%
		[1 - 15]	n=407				84 (21%)	60 (15%)	34 (8%)	46 (11%)	0 (0%)	183	0	38%
39	C	[24 - 27]	n=11	UM	Sent. Struct.	Fragments	0 (0%)	0 (0%)	11 (100%)	0 (0%)	0 (0%)	0	0	100%
		[20 - 23]	n=40				3 (8%)	2 (5%)	31 (78%)	4 (10%)	0 (0%)	0	0	78%
		[16 - 19]	n=90				9 (10%)	16 (18%)	52 (58%)	6 (7%)	0 (0%)	7	0	63%
		[1 - 15]	n=407				38 (9%)	69 (17%)	74 (18%)	36 (9%)	0 (0%)	190	0	34%
40	F	[24 - 27]	n=11	RH	Strategy	Approp. Suppor. Mat.	11 (100%)	0 (0%)	0 (0%)	0 (0%)	0 (0%)	0	0	100%
		[20 - 23]	n=40				32 (80%)	6 (15%)	0 (0%)	0 (0%)	0 (0%)	2	0	84%
		[16 - 19]	n=90				61 (68%)	6 (7%)	11 (12%)	6 (7%)	0 (0%)	6	0	73%
		[1 - 15]	n=407				90 (22%)	47 (12%)	47 (12%)	23 (6%)	0 (0%)	200	0	43%

Explore Error Analysis By College Readiness Standards

Item	Ans	Range	N=	Lvl 2	Lvl 3	Lvl 4	A/F	B/G	C/H	D/J	E/K	Omit	Error	% Correct (without omits and errors)
------	-----	-------	----	-------	-------	-------	-----	-----	-----	-----	-----	------	-------	--------------------------------------

This score report was generated by Cambridge Educational Services, Inc. using an ACT, Inc. Sample/Practice exam. This report is not approved, endorsed, or authorized by ACT, Inc. and should not be viewed or used as such. ACT®, PLAN®, EXPLORE®, WorkKeys®, and College Readiness Standards™ are registered trademarks of ACT, Inc., which is not affiliated with Cambridge Educational Services, Inc.

Explore Error Analysis By College Readiness Standards™

Item	Ans	Range	N=	Lvl 2	Lvl 3	Lvl 4	A/F	B/G	C/H	D/J	E/K	Omit	Error	% Correct (without omits and errors)
Mathematics (Level 1) - 30 items (63%)														
1	D	[24 - 27]	n=14	EA	Simple Manip.		0 (0%)	0 (0%)	0 (0%)	14 (100%)	0 (0%)	0	0	100%
		[20 - 23]	n=38				0 (0%)	0 (0%)	1 (3%)	37 (97%)	0 (0%)	0	0	97%
		[16 - 19]	n=148				2 (1%)	1 (1%)	0 (0%)	145 (98%)	0 (0%)	0	0	98%
		[1 - 15]	n=348				3 (1%)	0 (0%)	5 (1%)	335 (96%)	2 (1%)	3	0	97%
2	H	[24 - 27]	n=14	EA	Simple Manip.		0 (0%)	0 (0%)	14 (100%)	0 (0%)	0 (0%)	0	0	100%
		[20 - 23]	n=38				0 (0%)	1 (3%)	37 (97%)	0 (0%)	0 (0%)	0	0	97%
		[16 - 19]	n=148				0 (0%)	5 (3%)	143 (97%)	0 (0%)	0 (0%)	0	0	97%
		[1 - 15]	n=348				3 (1%)	12 (3%)	322 (93%)	4 (1%)	3 (1%)	4	0	94%
3	C	[24 - 27]	n=14	EA	Data Representation	Tables (Matrices)	0 (0%)	0 (0%)	14 (100%)	0 (0%)	0 (0%)	0	0	100%
		[20 - 23]	n=38			0 (0%)	0 (0%)	37 (97%)	0 (0%)	1 (3%)	0	0	97%	
		[16 - 19]	n=148			3 (2%)	2 (1%)	137 (93%)	2 (1%)	4 (3%)	0	0	93%	
		[1 - 15]	n=348			31 (9%)	9 (3%)	233 (67%)	15 (4%)	54 (16%)	6	0	68%	
4	G	[24 - 27]	n=14	EA	Complic. Arith. App.		0 (0%)	14 (100%)	0 (0%)	0 (0%)	0 (0%)	0	0	100%
		[20 - 23]	n=38				0 (0%)	38 (100%)	0 (0%)	0 (0%)	0 (0%)	0	0	100%
		[16 - 19]	n=148				0 (0%)	147 (99%)	1 (1%)	0 (0%)	0 (0%)	0	0	99%
		[1 - 15]	n=348				2 (1%)	303 (87%)	3 (1%)	2 (1%)	34 (10%)	4	0	88%
5	D	[24 - 27]	n=14	GT	Lines & Angles		0 (0%)	0 (0%)	0 (0%)	14 (100%)	0 (0%)	0	0	100%
		[20 - 23]	n=38				0 (0%)	0 (0%)	1 (3%)	37 (97%)	0 (0%)	0	0	97%
		[16 - 19]	n=148				0 (0%)	2 (1%)	10 (7%)	133 (90%)	2 (1%)	1	0	90%
		[1 - 15]	n=348				7 (2%)	5 (1%)	29 (8%)	267 (77%)	37 (11%)	3	0	77%
6	F	[24 - 27]	n=14	EA	Solving Eq. w/1 Var.	Simple Eq.	14 (100%)	0 (0%)	0 (0%)	0 (0%)	0 (0%)	0	0	100%
		[20 - 23]	n=38			36 (95%)	0 (0%)	2 (5%)	0 (0%)	0 (0%)	0	0	95%	
		[16 - 19]	n=148			140 (95%)	2 (1%)	5 (3%)	1 (1%)	0 (0%)	0	0	95%	
		[1 - 15]	n=348			258 (74%)	33 (9%)	28 (8%)	12 (3%)	12 (3%)	4	1	75%	
7	B	[24 - 27]	n=14	EA	Solving Eq. w/1 Var.	Simple Eq.	0 (0%)	14 (100%)	0 (0%)	0 (0%)	0 (0%)	0	0	100%
		[20 - 23]	n=38			0 (0%)	38 (100%)	0 (0%)	0 (0%)	0 (0%)	0	0	100%	
		[16 - 19]	n=148			1 (1%)	145 (98%)	1 (1%)	0 (0%)	0 (0%)	1	0	99%	
		[1 - 15]	n=348			7 (2%)	298 (86%)	14 (4%)	14 (4%)	9 (3%)	6	0	87%	
8	F	[24 - 27]	n=14	GT	Tri.	Working w/Tri.	13 (93%)	0 (0%)	0 (0%)	1 (7%)	0 (0%)	0	0	93%
		[20 - 23]	n=38			37 (97%)	0 (0%)	0 (0%)	1 (3%)	0 (0%)	0	0	97%	
		[16 - 19]	n=148			133 (90%)	4 (3%)	1 (1%)	7 (5%)	2 (1%)	1	0	90%	
		[1 - 15]	n=348			242 (70%)	52 (15%)	20 (6%)	17 (5%)	12 (3%)	5	0	71%	
9	C	[24 - 27]	n=14	GT	Lines & Angles		0 (0%)	2 (14%)	12 (86%)	0 (0%)	0 (0%)	0	0	86%
		[20 - 23]	n=38				1 (3%)	5 (13%)	32 (84%)	0 (0%)	0 (0%)	0	0	84%
		[16 - 19]	n=148				7 (5%)	14 (9%)	126 (85%)	0 (0%)	1 (1%)	0	0	85%
		[1 - 15]	n=348				29 (8%)	23 (7%)	274 (79%)	12 (3%)	6 (2%)	4	0	80%
10	K	[24 - 27]	n=14	EA	Complic. Arith. App.		0 (0%)	0 (0%)	0 (0%)	0 (0%)	14 (100%)	0	0	100%
		[20 - 23]	n=38				2 (5%)	1 (3%)	1 (3%)	0 (0%)	34 (89%)	0	0	89%
		[16 - 19]	n=148				16 (11%)	7 (5%)	9 (6%)	6 (4%)	110 (74%)	0	0	74%

Explore Error Analysis By College Readiness Standards

Item	Ans	Range	N=	Lvl 2	Lvl 3	Lvl 4	A/F	B/G	C/H	D/J	E/K	Omit	Error	% Correct (without omits and errors)	
		[1 - 15]	n=348				28 (8%)	74 (21%)	40 (11%)	52 (15%)	146 (42%)	8	0	43%	
11	C	[24 - 27]	n=14	EA	Complic. Arith. App.		1 (7%)	0 (0%)	13 (93%)	0 (0%)	0 (0%)	0	0	93%	
		[20 - 23]	n=38				0 (0%)	0 (0%)	38 (100%)	0 (0%)	0 (0%)	0	0	100%	
		[16 - 19]	n=148				25 (17%)	2 (1%)	116 (78%)	1 (1%)	3 (2%)	1	0	79%	
		[1 - 15]	n=348				71 (20%)	31 (9%)	178 (51%)	36 (10%)	26 (7%)	6	0	52%	
12	G	[24 - 27]	n=14	GT	Rectangles & Squares		0 (0%)	14 (100%)	0 (0%)	0 (0%)	0 (0%)	0	0	100%	
		[20 - 23]	n=38				0 (0%)	35 (92%)	0 (0%)	0 (0%)	2 (5%)	0	1	95%	
		[16 - 19]	n=148				7 (5%)	136 (92%)	1 (1%)	1 (1%)	3 (2%)	0	0	92%	
		[1 - 15]	n=348				80 (23%)	207 (59%)	18 (5%)	15 (4%)	22 (6%)	6	0	61%	
13	E	[24 - 27]	n=14	EA	Data Representation	Tables (Matrices)	0 (0%)	1 (7%)	0 (0%)	0 (0%)	13 (93%)	0	0	93%	
		[20 - 23]	n=38				0 (0%)	2 (5%)	0 (0%)	4 (11%)	32 (84%)	0	0	84%	
		[16 - 19]	n=148				3 (2%)	9 (6%)	3 (2%)	35 (24%)	98 (66%)	0	0	66%	
		[1 - 15]	n=348				36 (10%)	60 (17%)	47 (14%)	97 (28%)	104 (30%)	4	0	30%	
14	H	[24 - 27]	n=14	EA	Complic. Arith. App.		0 (0%)	0 (0%)	14 (100%)	0 (0%)	0 (0%)	0	0	100%	
		[20 - 23]	n=38				0 (0%)	0 (0%)	35 (92%)	3 (8%)	0 (0%)	0	0	92%	
		[16 - 19]	n=148				8 (5%)	8 (5%)	114 (77%)	16 (11%)	1 (1%)	1	0	78%	
		[1 - 15]	n=348				57 (16%)	42 (12%)	128 (37%)	89 (26%)	22 (6%)	10	0	38%	
15	B	[24 - 27]	n=14	EA	Solving Eq. w/1 Var.	Simple Eq.	0 (0%)	14 (100%)	0 (0%)	0 (0%)	0 (0%)	0	0	100%	
		[20 - 23]	n=38				1 (3%)	37 (97%)	0 (0%)	0 (0%)	0 (0%)	0	0	97%	
		[16 - 19]	n=148				7 (5%)	134 (91%)	2 (1%)	4 (3%)	1 (1%)	0	0	91%	
		[1 - 15]	n=348				33 (9%)	218 (63%)	42 (12%)	20 (6%)	29 (8%)	6	0	64%	
16	G	[24 - 27]	n=14	EA	Common Arith.	Percents	0 (0%)	14 (100%)	0 (0%)	0 (0%)	0 (0%)	0	0	100%	
		[20 - 23]	n=38				4 (11%)	34 (89%)	0 (0%)	0 (0%)	0 (0%)	0	0	89%	
		[16 - 19]	n=148				27 (18%)	76 (51%)	28 (19%)	2 (1%)	15 (10%)	0	0	51%	
		[1 - 15]	n=348				96 (28%)	80 (23%)	81 (23%)	14 (4%)	69 (20%)	8	0	24%	
17	D	[24 - 27]	n=14	EA	Prob.		0 (0%)	0 (0%)	0 (0%)	14 (100%)	0 (0%)	0	0	100%	
		[20 - 23]	n=38				0 (0%)	0 (0%)	0 (0%)	38 (100%)	0 (0%)	0	0	100%	
		[16 - 19]	n=148				1 (1%)	0 (0%)	5 (3%)	141 (95%)	1 (1%)	0	0	95%	
		[1 - 15]	n=348				34 (10%)	10 (3%)	40 (11%)	244 (70%)	13 (4%)	7	0	72%	
18	G	[24 - 27]	n=14	EA	Averages		0 (0%)	14 (100%)	0 (0%)	0 (0%)	0 (0%)	0	0	100%	
		[20 - 23]	n=38				0 (0%)	37 (97%)	1 (3%)	0 (0%)	0 (0%)	0	0	97%	
		[16 - 19]	n=148				6 (4%)	119 (80%)	12 (8%)	5 (3%)	6 (4%)	0	0	80%	
		[1 - 15]	n=348				40 (11%)	121 (35%)	57 (16%)	37 (11%)	84 (24%)	8	1	36%	
19	C	[24 - 27]	n=14	GT	Complex Figures		1 (7%)	0 (0%)	13 (93%)	0 (0%)	0 (0%)	0	0	93%	
		[20 - 23]	n=38				0 (0%)	5 (13%)	33 (87%)	0 (0%)	0 (0%)	0	0	87%	
		[16 - 19]	n=148				10 (7%)	25 (17%)	104 (70%)	8 (5%)	1 (1%)	0	0	70%	
		[1 - 15]	n=348				67 (19%)	92 (26%)	111 (32%)	51 (15%)	7 (2%)	20	0	34%	
20	F	[24 - 27]	n=14	EA	Simple Manip.		11 (79%)	0 (0%)	0 (0%)	0 (0%)	3 (21%)	0	0	79%	
		[20 - 23]	n=38				23 (61%)	0 (0%)	0 (0%)	0 (0%)	15 (39%)	0	0	61%	
		[16 - 19]	n=148				57 (39%)	5 (3%)	0 (0%)	2 (1%)	84 (57%)	0	0	39%	
		[1 - 15]	n=348				56 (16%)	16 (5%)	11 (3%)	10 (3%)	243 (70%)	12	0	17%	

Explore Error Analysis By College Readiness Standards

Item	Ans	Range	N=	Lvl 2	Lvl 3	Lvl 4	A/F	B/G	C/H	D/J	E/K	Omit	Error	% Correct (without omits and errors)
21	C	[24 - 27]	n=14	EA	Common Arith.	Prop. of Numbers	2 (14%)	0 (0%)	12 (86%)	0 (0%)	0 (0%)	0	0	86%
		[20 - 23]	n=38				2 (5%)	0 (0%)	36 (95%)	0 (0%)	0 (0%)	0	0	95%
		[16 - 19]	n=148				48 (32%)	7 (5%)	80 (54%)	3 (2%)	10 (7%)	0	0	54%
		[1 - 15]	n=348				132 (38%)	55 (16%)	92 (26%)	26 (7%)	19 (5%)	21	3	28%
22	K	[24 - 27]	n=14	EA	Complic. Arith. App.		0 (0%)	0 (0%)	0 (0%)	0 (0%)	14 (100%)	0	0	100%
		[20 - 23]	n=38				1 (3%)	1 (3%)	4 (11%)	0 (0%)	32 (84%)	0	0	84%
		[16 - 19]	n=148				2 (1%)	3 (2%)	32 (22%)	5 (3%)	106 (72%)	0	0	72%
		[1 - 15]	n=348				24 (7%)	39 (11%)	89 (26%)	43 (12%)	121 (35%)	32	0	38%
23	E	[24 - 27]	n=14	GT	Lines & Angles		0 (0%)	0 (0%)	0 (0%)	0 (0%)	14 (100%)	0	0	100%
		[20 - 23]	n=38				1 (3%)	0 (0%)	0 (0%)	1 (3%)	36 (95%)	0	0	95%
		[16 - 19]	n=148				12 (8%)	5 (3%)	2 (1%)	6 (4%)	123 (83%)	0	0	83%
		[1 - 15]	n=348				44 (13%)	34 (10%)	49 (14%)	73 (21%)	107 (31%)	41	0	35%
24	F	[24 - 27]	n=14	EA	Averages		14 (100%)	0 (0%)	0 (0%)	0 (0%)	0 (0%)	0	0	100%
		[20 - 23]	n=38				32 (84%)	2 (5%)	1 (3%)	2 (5%)	1 (3%)	0	0	84%
		[16 - 19]	n=148				83 (56%)	14 (9%)	14 (9%)	14 (9%)	22 (15%)	1	0	56%
		[1 - 15]	n=348				80 (23%)	50 (14%)	50 (14%)	35 (10%)	81 (23%)	52	0	27%
25	D	[24 - 27]	n=14	EA	Common Arith.	Percents	0 (0%)	0 (0%)	0 (0%)	13 (93%)	1 (7%)	0	0	93%
		[20 - 23]	n=38				2 (5%)	2 (5%)	2 (5%)	32 (84%)	0 (0%)	0	0	84%
		[16 - 19]	n=148				8 (5%)	12 (8%)	28 (19%)	87 (59%)	7 (5%)	6	0	61%
		[1 - 15]	n=348				32 (9%)	70 (20%)	82 (24%)	57 (16%)	32 (9%)	74	1	21%
26	K	[24 - 27]	n=14	EA	Manip. Alg. Expr.	Creating Alg. Expr.	0 (0%)	1 (7%)	0 (0%)	0 (0%)	13 (93%)	0	0	93%
		[20 - 23]	n=38				1 (3%)	2 (5%)	0 (0%)	1 (3%)	34 (89%)	0	0	89%
		[16 - 19]	n=148				23 (16%)	31 (21%)	20 (14%)	9 (6%)	61 (41%)	4	0	42%
		[1 - 15]	n=348				76 (22%)	70 (20%)	56 (16%)	27 (8%)	34 (10%)	85	0	13%
27	B	[24 - 27]	n=14	GT	Geo.		0 (0%)	14 (100%)	0 (0%)	0 (0%)	0 (0%)	0	0	100%
		[20 - 23]	n=38				2 (5%)	35 (92%)	0 (0%)	1 (3%)	0 (0%)	0	0	92%
		[16 - 19]	n=148				5 (3%)	113 (76%)	10 (7%)	10 (7%)	4 (3%)	6	0	80%
		[1 - 15]	n=348				27 (8%)	103 (30%)	44 (13%)	68 (20%)	14 (4%)	92	0	40%
28	J	[24 - 27]	n=14	EA	Alg. Functions	Functions as Models	0 (0%)	0 (0%)	0 (0%)	14 (100%)	0 (0%)	0	0	100%
		[20 - 23]	n=38				0 (0%)	0 (0%)	0 (0%)	37 (97%)	0 (0%)	1	0	100%
		[16 - 19]	n=148				4 (3%)	9 (6%)	11 (7%)	109 (74%)	6 (4%)	9	0	78%
		[1 - 15]	n=348				28 (8%)	48 (14%)	34 (10%)	93 (27%)	45 (13%)	100	0	38%
29	A	[24 - 27]	n=14	EA	Solving Eq. w/1 Var.	Simple Eq.	14 (100%)	0 (0%)	0 (0%)	0 (0%)	0 (0%)	0	0	100%
		[20 - 23]	n=38				35 (92%)	1 (3%)	1 (3%)	0 (0%)	0 (0%)	1	0	95%
		[16 - 19]	n=148				85 (57%)	18 (12%)	9 (6%)	5 (3%)	20 (14%)	11	0	62%
		[1 - 15]	n=348				71 (20%)	40 (11%)	41 (12%)	44 (13%)	49 (14%)	103	0	29%
30	F	[24 - 27]	n=14	GT	Lines & Angles		13 (93%)	0 (0%)	1 (7%)	0 (0%)	0 (0%)	0	0	93%
		[20 - 23]	n=38				31 (82%)	2 (5%)	4 (11%)	0 (0%)	0 (0%)	1	0	84%
		[16 - 19]	n=148				69 (47%)	19 (13%)	22 (15%)	10 (7%)	13 (9%)	15	0	52%
		[1 - 15]	n=348				62 (18%)	35 (10%)	58 (17%)	47 (14%)	35 (10%)	110	1	26%

Explore Error Analysis By College Readiness Standards

Item	Ans	Range	N=	Lvl 2	Lvl 3	Lvl 4	A/F	B/G	C/H	D/J	E/K	Omit	Error	% Correct (without omits and errors)
------	-----	-------	----	-------	-------	-------	-----	-----	-----	-----	-----	------	-------	--------------------------------------

This score report was generated by Cambridge Educational Services, Inc. using an ACT, Inc. Sample/Practice exam. This report is not approved, endorsed, or authorized by ACT, Inc. and should not be viewed or used as such. ACT®, PLAN®, EXPLORE®, WorkKeys®, and College Readiness Standards™ are registered trademarks of ACT, Inc., which is not affiliated with Cambridge Educational Services, Inc.

Explore Error Analysis By College Readiness Standards™

Item	Ans	Range	N=	Lvl 2	Lvl 3	Lvl 4	A/F	B/G	C/H	D/J	E/K	Omit	Error	% Correct (without omits and errors)
Reading (Level 1) - 30 items (62%)														
1	C	[24 - 27]	n=18	AL	Explicit Detail		0 (0%)	0 (0%)	18 (100%)	0 (0%)	0 (0%)	0	0	100%
		[20 - 23]	n=36				0 (0%)	1 (3%)	35 (97%)	0 (0%)	0 (0%)	0	0	97%
		[16 - 19]	n=99				1 (1%)	1 (1%)	92 (93%)	5 (5%)	0 (0%)	0	0	93%
		[1 - 15]	n=395				40 (10%)	34 (9%)	278 (70%)	38 (10%)	0 (0%)	2	3	71%
2	J	[24 - 27]	n=18	AL	Explicit Detail		0 (0%)	0 (0%)	0 (0%)	18 (100%)	0 (0%)	0	0	100%
		[20 - 23]	n=36				3 (8%)	0 (0%)	0 (0%)	33 (92%)	0 (0%)	0	0	92%
		[16 - 19]	n=99				5 (5%)	2 (2%)	0 (0%)	92 (93%)	0 (0%)	0	0	93%
		[1 - 15]	n=395				65 (16%)	52 (13%)	24 (6%)	251 (64%)	0 (0%)	3	0	64%
3	B	[24 - 27]	n=18	AL	Implied Idea		0 (0%)	18 (100%)	0 (0%)	0 (0%)	0 (0%)	0	0	100%
		[20 - 23]	n=36				0 (0%)	36 (100%)	0 (0%)	0 (0%)	0 (0%)	0	0	100%
		[16 - 19]	n=99				0 (0%)	98 (99%)	1 (1%)	0 (0%)	0 (0%)	0	0	99%
		[1 - 15]	n=395				20 (5%)	289 (73%)	36 (9%)	45 (11%)	0 (0%)	4	1	74%
4	H	[24 - 27]	n=18	AL	Explicit Detail		0 (0%)	0 (0%)	18 (100%)	0 (0%)	0 (0%)	0	0	100%
		[20 - 23]	n=36				0 (0%)	2 (6%)	33 (92%)	1 (3%)	0 (0%)	0	0	92%
		[16 - 19]	n=99				1 (1%)	3 (3%)	84 (85%)	10 (10%)	0 (0%)	1	0	86%
		[1 - 15]	n=395				28 (7%)	70 (18%)	228 (58%)	63 (16%)	0 (0%)	4	2	59%
5	D	[24 - 27]	n=18	AL	Explicit Detail		0 (0%)	0 (0%)	0 (0%)	18 (100%)	0 (0%)	0	0	100%
		[20 - 23]	n=36				0 (0%)	2 (6%)	0 (0%)	34 (94%)	0 (0%)	0	0	94%
		[16 - 19]	n=99				1 (1%)	3 (3%)	3 (3%)	92 (93%)	0 (0%)	0	0	93%
		[1 - 15]	n=395				50 (13%)	77 (19%)	45 (11%)	221 (56%)	0 (0%)	2	0	56%
6	F	[24 - 27]	n=18	AL	Implied Idea		17 (94%)	0 (0%)	0 (0%)	1 (6%)	0 (0%)	0	0	94%
		[20 - 23]	n=36				33 (92%)	1 (3%)	1 (3%)	1 (3%)	0 (0%)	0	0	92%
		[16 - 19]	n=99				91 (92%)	5 (5%)	1 (1%)	2 (2%)	0 (0%)	0	0	92%
		[1 - 15]	n=395				242 (61%)	40 (10%)	69 (17%)	40 (10%)	0 (0%)	2	2	62%
7	A	[24 - 27]	n=18	AL	Explicit Detail		18 (100%)	0 (0%)	0 (0%)	0 (0%)	0 (0%)	0	0	100%
		[20 - 23]	n=36				32 (89%)	0 (0%)	3 (8%)	1 (3%)	0 (0%)	0	0	89%
		[16 - 19]	n=99				66 (67%)	10 (10%)	20 (20%)	2 (2%)	0 (0%)	1	0	67%
		[1 - 15]	n=395				176 (45%)	81 (21%)	88 (22%)	45 (11%)	0 (0%)	3	2	45%
8	F	[24 - 27]	n=18	AL	Implied Idea		18 (100%)	0 (0%)	0 (0%)	0 (0%)	0 (0%)	0	0	100%
		[20 - 23]	n=36				30 (83%)	0 (0%)	3 (8%)	3 (8%)	0 (0%)	0	0	83%
		[16 - 19]	n=99				75 (76%)	3 (3%)	10 (10%)	11 (11%)	0 (0%)	0	0	76%
		[1 - 15]	n=395				162 (41%)	44 (11%)	71 (18%)	113 (29%)	0 (0%)	4	1	42%
9	D	[24 - 27]	n=18	AL	Explicit Detail		2 (11%)	0 (0%)	0 (0%)	16 (89%)	0 (0%)	0	0	89%
		[20 - 23]	n=36				10 (28%)	0 (0%)	4 (11%)	22 (61%)	0 (0%)	0	0	61%
		[16 - 19]	n=99				29 (29%)	4 (4%)	15 (15%)	51 (52%)	0 (0%)	0	0	52%
		[1 - 15]	n=395				87 (22%)	55 (14%)	108 (27%)	142 (36%)	0 (0%)	3	0	36%
10	H	[24 - 27]	n=18	AL	Implied Idea		1 (6%)	1 (6%)	16 (89%)	0 (0%)	0 (0%)	0	0	89%
		[20 - 23]	n=36				2 (6%)	1 (3%)	33 (92%)	0 (0%)	0 (0%)	0	0	92%
		[16 - 19]	n=99				6 (6%)	11 (11%)	79 (80%)	3 (3%)	0 (0%)	0	0	80%

Explore Error Analysis By College Readiness Standards

Item	Ans	Range	N=	Lvl 2	Lvl 3	Lvl 4	A/F	B/G	C/H	D/J	E/K	Omit	Error	% Correct (without omits and errors)	
		[1 - 15]	n=395				74 (19%)	112 (28%)	178 (45%)	29 (7%)	0 (0%)	2	0	45%	
11	C	[24 - 27]	n=18	SS	Explicit Detail		0 (0%)	0 (0%)	18 (100%)	0 (0%)	0 (0%)	0	0	100%	
		[20 - 23]	n=36				0 (0%)	0 (0%)	36 (100%)	0 (0%)	0 (0%)	0	0	100%	
		[16 - 19]	n=99				2 (2%)	0 (0%)	95 (96%)	2 (2%)	0 (0%)	0	0	96%	
		[1 - 15]	n=395				52 (13%)	18 (5%)	279 (71%)	42 (11%)	0 (0%)	3	1	71%	
12	F	[24 - 27]	n=18	SS	Explicit Detail		18 (100%)	0 (0%)	0 (0%)	0 (0%)	0 (0%)	0	0	100%	
		[20 - 23]	n=36				34 (94%)	0 (0%)	2 (6%)	0 (0%)	0 (0%)	0	0	94%	
		[16 - 19]	n=99				83 (84%)	12 (12%)	3 (3%)	0 (0%)	0 (0%)	1	0	85%	
		[1 - 15]	n=395				241 (61%)	76 (19%)	51 (13%)	23 (6%)	0 (0%)	4	0	62%	
13	D	[24 - 27]	n=18	SS	Explicit Detail		0 (0%)	0 (0%)	0 (0%)	18 (100%)	0 (0%)	0	0	100%	
		[20 - 23]	n=36				2 (6%)	1 (3%)	0 (0%)	33 (92%)	0 (0%)	0	0	92%	
		[16 - 19]	n=99				10 (10%)	3 (3%)	0 (0%)	86 (87%)	0 (0%)	0	0	87%	
		[1 - 15]	n=395				93 (24%)	56 (14%)	62 (16%)	176 (45%)	0 (0%)	8	0	45%	
14	G	[24 - 27]	n=18	SS	Vocabulary		0 (0%)	18 (100%)	0 (0%)	0 (0%)	0 (0%)	0	0	100%	
		[20 - 23]	n=36				0 (0%)	33 (92%)	2 (6%)	1 (3%)	0 (0%)	0	0	92%	
		[16 - 19]	n=99				4 (4%)	68 (69%)	16 (16%)	11 (11%)	0 (0%)	0	0	69%	
		[1 - 15]	n=395				33 (8%)	184 (47%)	88 (22%)	80 (20%)	0 (0%)	10	0	48%	
15	C	[24 - 27]	n=18	SS	Main Idea		0 (0%)	0 (0%)	18 (100%)	0 (0%)	0 (0%)	0	0	100%	
		[20 - 23]	n=36				1 (3%)	0 (0%)	34 (94%)	1 (3%)	0 (0%)	0	0	94%	
		[16 - 19]	n=99				8 (8%)	0 (0%)	86 (87%)	5 (5%)	0 (0%)	0	0	87%	
		[1 - 15]	n=395				107 (27%)	56 (14%)	169 (43%)	51 (13%)	0 (0%)	12	0	44%	
16	G	[24 - 27]	n=18	SS	Explicit Detail		0 (0%)	18 (100%)	0 (0%)	0 (0%)	0 (0%)	0	0	100%	
		[20 - 23]	n=36				1 (3%)	35 (97%)	0 (0%)	0 (0%)	0 (0%)	0	0	97%	
		[16 - 19]	n=99				1 (1%)	90 (91%)	1 (1%)	7 (7%)	0 (0%)	0	0	91%	
		[1 - 15]	n=395				68 (17%)	210 (53%)	49 (12%)	56 (14%)	0 (0%)	10	2	55%	
17	A	[24 - 27]	n=18	SS	Implied Idea		17 (94%)	0 (0%)	1 (6%)	0 (0%)	0 (0%)	0	0	94%	
		[20 - 23]	n=36				33 (92%)	1 (3%)	2 (6%)	0 (0%)	0 (0%)	0	0	92%	
		[16 - 19]	n=99				89 (90%)	1 (1%)	9 (9%)	0 (0%)	0 (0%)	0	0	90%	
		[1 - 15]	n=395				175 (44%)	48 (12%)	79 (20%)	74 (19%)	0 (0%)	18	1	47%	
18	H	[24 - 27]	n=18	SS	Explicit Detail		1 (6%)	1 (6%)	16 (89%)	0 (0%)	0 (0%)	0	0	89%	
		[20 - 23]	n=36				1 (3%)	0 (0%)	29 (81%)	6 (17%)	0 (0%)	0	0	81%	
		[16 - 19]	n=99				14 (14%)	0 (0%)	72 (73%)	13 (13%)	0 (0%)	0	0	73%	
		[1 - 15]	n=395				129 (33%)	35 (9%)	123 (31%)	86 (22%)	0 (0%)	22	0	33%	
19	D	[24 - 27]	n=18	SS	Explicit Detail		0 (0%)	0 (0%)	0 (0%)	18 (100%)	0 (0%)	0	0	100%	
		[20 - 23]	n=36				6 (17%)	0 (0%)	0 (0%)	30 (83%)	0 (0%)	0	0	83%	
		[16 - 19]	n=99				34 (34%)	1 (1%)	0 (0%)	63 (64%)	0 (0%)	1	0	64%	
		[1 - 15]	n=395				156 (39%)	30 (8%)	38 (10%)	142 (36%)	0 (0%)	28	1	39%	
20	G	[24 - 27]	n=18	SS	Explicit Detail		1 (6%)	17 (94%)	0 (0%)	0 (0%)	0 (0%)	0	0	94%	
		[20 - 23]	n=36				3 (8%)	26 (72%)	2 (6%)	5 (14%)	0 (0%)	0	0	72%	
		[16 - 19]	n=99				20 (20%)	44 (44%)	10 (10%)	25 (25%)	0 (0%)	0	0	44%	
		[1 - 15]	n=395				64 (16%)	85 (22%)	68 (17%)	143 (36%)	0 (0%)	35	0	24%	

Explore Error Analysis By College Readiness Standards

Item	Ans	Range	N=	Lvl 2	Lvl 3	Lvl 4	A/F	B/G	C/H	D/J	E/K	Omit	Error	% Correct (without omits and errors)
21	D	[24 - 27]	n=18	AL	Explicit Detail		0 (0%)	0 (0%)	0 (0%)	18 (100%)	0 (0%)	0	0	100%
		[20 - 23]	n=36				1 (3%)	0 (0%)	0 (0%)	35 (97%)	0 (0%)	0	0	97%
		[16 - 19]	n=99				0 (0%)	0 (0%)	1 (1%)	98 (99%)	0 (0%)	0	0	99%
		[1 - 15]	n=395				32 (8%)	36 (9%)	43 (11%)	226 (57%)	0 (0%)	56	2	67%
22	G	[24 - 27]	n=18	AL	Explicit Detail		0 (0%)	18 (100%)	0 (0%)	0 (0%)	0 (0%)	0	0	100%
		[20 - 23]	n=36				0 (0%)	36 (100%)	0 (0%)	0 (0%)	0 (0%)	0	0	100%
		[16 - 19]	n=99				0 (0%)	96 (97%)	2 (2%)	1 (1%)	0 (0%)	0	0	97%
		[1 - 15]	n=395				30 (8%)	224 (57%)	42 (11%)	23 (6%)	0 (0%)	73	3	70%
23	A	[24 - 27]	n=18	AL	Explicit Detail		18 (100%)	0 (0%)	0 (0%)	0 (0%)	0 (0%)	0	0	100%
		[20 - 23]	n=36				36 (100%)	0 (0%)	0 (0%)	0 (0%)	0 (0%)	0	0	100%
		[16 - 19]	n=99				96 (97%)	1 (1%)	0 (0%)	1 (1%)	0 (0%)	1	0	98%
		[1 - 15]	n=395				217 (55%)	52 (13%)	24 (6%)	21 (5%)	0 (0%)	79	2	69%
24	H	[24 - 27]	n=18	AL	Explicit Detail		0 (0%)	0 (0%)	18 (100%)	0 (0%)	0 (0%)	0	0	100%
		[20 - 23]	n=36				0 (0%)	0 (0%)	36 (100%)	0 (0%)	0 (0%)	0	0	100%
		[16 - 19]	n=99				0 (0%)	0 (0%)	96 (97%)	2 (2%)	0 (0%)	1	0	98%
		[1 - 15]	n=395				32 (8%)	28 (7%)	211 (53%)	37 (9%)	0 (0%)	87	0	69%
25	C	[24 - 27]	n=18	AL	Implied Idea		0 (0%)	0 (0%)	18 (100%)	0 (0%)	0 (0%)	0	0	100%
		[20 - 23]	n=36				2 (6%)	3 (8%)	31 (86%)	0 (0%)	0 (0%)	0	0	86%
		[16 - 19]	n=99				1 (1%)	11 (11%)	80 (81%)	7 (7%)	0 (0%)	0	0	81%
		[1 - 15]	n=395				46 (12%)	74 (19%)	137 (35%)	42 (11%)	0 (0%)	94	2	46%
26	J	[24 - 27]	n=18	AL	Explicit Detail		0 (0%)	0 (0%)	0 (0%)	18 (100%)	0 (0%)	0	0	100%
		[20 - 23]	n=36				0 (0%)	0 (0%)	0 (0%)	36 (100%)	0 (0%)	0	0	100%
		[16 - 19]	n=99				5 (5%)	1 (1%)	4 (4%)	87 (88%)	0 (0%)	2	0	90%
		[1 - 15]	n=395				39 (10%)	48 (12%)	65 (16%)	136 (34%)	0 (0%)	105	2	47%
27	C	[24 - 27]	n=18	AL	Implied Idea		0 (0%)	0 (0%)	18 (100%)	0 (0%)	0 (0%)	0	0	100%
		[20 - 23]	n=36				0 (0%)	0 (0%)	33 (92%)	3 (8%)	0 (0%)	0	0	92%
		[16 - 19]	n=99				12 (12%)	6 (6%)	68 (69%)	7 (7%)	0 (0%)	6	0	73%
		[1 - 15]	n=395				61 (15%)	105 (27%)	67 (17%)	48 (12%)	0 (0%)	114	0	24%
28	H	[24 - 27]	n=18	AL	Implied Idea		0 (0%)	0 (0%)	18 (100%)	0 (0%)	0 (0%)	0	0	100%
		[20 - 23]	n=36				0 (0%)	0 (0%)	36 (100%)	0 (0%)	0 (0%)	0	0	100%
		[16 - 19]	n=99				1 (1%)	1 (1%)	73 (74%)	17 (17%)	0 (0%)	7	0	79%
		[1 - 15]	n=395				48 (12%)	27 (7%)	107 (27%)	94 (24%)	0 (0%)	119	0	39%
29	A	[24 - 27]	n=18	AL	Explicit Detail		17 (94%)	0 (0%)	1 (6%)	0 (0%)	0 (0%)	0	0	94%
		[20 - 23]	n=36				31 (86%)	3 (8%)	2 (6%)	0 (0%)	0 (0%)	0	0	86%
		[16 - 19]	n=99				63 (64%)	9 (9%)	15 (15%)	6 (6%)	0 (0%)	5	1	68%
		[1 - 15]	n=395				100 (25%)	56 (14%)	71 (18%)	44 (11%)	0 (0%)	124	0	37%
30	G	[24 - 27]	n=18	AL	Vocabulary		0 (0%)	17 (94%)	1 (6%)	0 (0%)	0 (0%)	0	0	94%
		[20 - 23]	n=36				1 (3%)	32 (89%)	2 (6%)	1 (3%)	0 (0%)	0	0	89%
		[16 - 19]	n=99				5 (5%)	51 (52%)	29 (29%)	6 (6%)	0 (0%)	7	1	56%
		[1 - 15]	n=395				36 (9%)	72 (18%)	123 (31%)	33 (8%)	0 (0%)	129	2	27%

Explore Error Analysis By College Readiness Standards

Item	Ans	Range	N=	Lvl 2	Lvl 3	Lvl 4	A/F	B/G	C/H	D/J	E/K	Omit	Error	% Correct (without omits and errors)
------	-----	-------	----	-------	-------	-------	-----	-----	-----	-----	-----	------	-------	--------------------------------------

This score report was generated by Cambridge Educational Services, Inc. using an ACT, Inc. Sample/Practice exam. This report is not approved, endorsed, or authorized by ACT, Inc. and should not be viewed or used as such. ACT®, PLAN®, EXPLORE®, WorkKeys®, and College Readiness Standards™ are registered trademarks of ACT, Inc., which is not affiliated with Cambridge Educational Services, Inc.

Explore Error Analysis By College Readiness Standards™

Item	Ans	Range	N=	Lvl 2	Lvl 3	Lvl 4	A/F	B/G	C/H	D/J	E/K	Omit	Error	% Correct (without omits and errors)
Science (Level 1) - 28 items (60%)														
1	B	[24 - 27]	n=4	DR	Comprehension		0 (0%)	4 (100%)	0 (0%)	0 (0%)	0 (0%)	0	0	100%
		[20 - 23]	n=65				1 (2%)	62 (95%)	2 (3%)	0 (0%)	0 (0%)	0	0	95%
		[16 - 19]	n=235				8 (3%)	211 (90%)	10 (4%)	3 (1%)	0 (0%)	1	2	91%
		[1 - 15]	n=244				40 (16%)	158 (65%)	32 (13%)	11 (5%)	0 (0%)	2	1	66%
2	G	[24 - 27]	n=4	DR	Comprehension		0 (0%)	4 (100%)	0 (0%)	0 (0%)	0 (0%)	0	0	100%
		[20 - 23]	n=65				1 (2%)	63 (97%)	1 (2%)	0 (0%)	0 (0%)	0	0	97%
		[16 - 19]	n=235				6 (3%)	207 (88%)	20 (9%)	1 (0%)	0 (0%)	1	0	88%
		[1 - 15]	n=244				15 (6%)	162 (66%)	50 (20%)	15 (6%)	0 (0%)	2	0	67%
3	B	[24 - 27]	n=4	DR	Comprehension		0 (0%)	4 (100%)	0 (0%)	0 (0%)	0 (0%)	0	0	100%
		[20 - 23]	n=65				2 (3%)	63 (97%)	0 (0%)	0 (0%)	0 (0%)	0	0	97%
		[16 - 19]	n=235				3 (1%)	205 (87%)	14 (6%)	13 (6%)	0 (0%)	0	0	87%
		[1 - 15]	n=244				12 (5%)	141 (58%)	42 (17%)	46 (19%)	0 (0%)	3	0	59%
4	F	[24 - 27]	n=4	DR	Analysis		4 (100%)	0 (0%)	0 (0%)	0 (0%)	0 (0%)	0	0	100%
		[20 - 23]	n=65				62 (95%)	0 (0%)	3 (5%)	0 (0%)	0 (0%)	0	0	95%
		[16 - 19]	n=235				187 (80%)	5 (2%)	32 (14%)	8 (3%)	0 (0%)	3	0	81%
		[1 - 15]	n=244				122 (50%)	24 (10%)	58 (24%)	37 (15%)	0 (0%)	3	0	51%
5	B	[24 - 27]	n=4	DR	Analysis		0 (0%)	4 (100%)	0 (0%)	0 (0%)	0 (0%)	0	0	100%
		[20 - 23]	n=65				0 (0%)	63 (97%)	2 (3%)	0 (0%)	0 (0%)	0	0	97%
		[16 - 19]	n=235				12 (5%)	203 (86%)	8 (3%)	11 (5%)	0 (0%)	1	0	87%
		[1 - 15]	n=244				54 (22%)	118 (48%)	33 (14%)	37 (15%)	0 (0%)	2	0	49%
6	H	[24 - 27]	n=4	DR	Comprehension		0 (0%)	0 (0%)	4 (100%)	0 (0%)	0 (0%)	0	0	100%
		[20 - 23]	n=65				0 (0%)	5 (8%)	59 (91%)	1 (2%)	0 (0%)	0	0	91%
		[16 - 19]	n=235				2 (1%)	37 (16%)	192 (82%)	4 (2%)	0 (0%)	0	0	82%
		[1 - 15]	n=244				15 (6%)	63 (26%)	144 (59%)	20 (8%)	0 (0%)	2	0	60%
7	C	[24 - 27]	n=4	DR	Comprehension		0 (0%)	0 (0%)	4 (100%)	0 (0%)	0 (0%)	0	0	100%
		[20 - 23]	n=65				1 (2%)	0 (0%)	64 (98%)	0 (0%)	0 (0%)	0	0	98%
		[16 - 19]	n=235				4 (2%)	2 (1%)	222 (94%)	5 (2%)	0 (0%)	1	1	95%
		[1 - 15]	n=244				34 (14%)	25 (10%)	161 (66%)	21 (9%)	0 (0%)	3	0	67%
8	J	[24 - 27]	n=4	DR	Analysis		0 (0%)	0 (0%)	0 (0%)	4 (100%)	0 (0%)	0	0	100%
		[20 - 23]	n=65				0 (0%)	0 (0%)	1 (2%)	64 (98%)	0 (0%)	0	0	98%
		[16 - 19]	n=235				1 (0%)	4 (2%)	27 (11%)	202 (86%)	0 (0%)	1	0	86%
		[1 - 15]	n=244				13 (5%)	31 (13%)	56 (23%)	141 (58%)	0 (0%)	3	0	59%
9	D	[24 - 27]	n=4	DR	Comprehension		0 (0%)	0 (0%)	0 (0%)	4 (100%)	0 (0%)	0	0	100%
		[20 - 23]	n=65				1 (2%)	0 (0%)	0 (0%)	64 (98%)	0 (0%)	0	0	98%
		[16 - 19]	n=235				9 (4%)	1 (0%)	1 (0%)	224 (95%)	0 (0%)	0	0	95%
		[1 - 15]	n=244				37 (15%)	15 (6%)	8 (3%)	181 (74%)	0 (0%)	3	0	75%
10	F	[24 - 27]	n=4	DR	Comprehension		4 (100%)	0 (0%)	0 (0%)	0 (0%)	0 (0%)	0	0	100%
		[20 - 23]	n=65				61 (94%)	3 (5%)	0 (0%)	1 (2%)	0 (0%)	0	0	94%
		[16 - 19]	n=235				177 (75%)	24 (10%)	18 (8%)	16 (7%)	0 (0%)	0	0	75%

Explore Error Analysis By College Readiness Standards

Item	Ans	Range	N=	Lvl 2	Lvl 3	Lvl 4	A/F	B/G	C/H	D/J	E/K	Omit	Error	% Correct (without omits and errors)	
		[1 - 15]	n=244				83 (34%)	85 (35%)	48 (20%)	24 (10%)	0 (0%)	3	1	35%	
11	A	[24 - 27]	n=4	DR	Analysis		4 (100%)	0 (0%)	0 (0%)	0 (0%)	0 (0%)	0	0	100%	
		[20 - 23]	n=65				60 (92%)	1 (2%)	4 (6%)	0 (0%)	0 (0%)	0	0	92%	
		[16 - 19]	n=235				168 (71%)	16 (7%)	42 (18%)	9 (4%)	0 (0%)	0	0	71%	
		[1 - 15]	n=244				78 (32%)	58 (24%)	75 (31%)	30 (12%)	0 (0%)	3	0	32%	
12	H	[24 - 27]	n=4	DR	Analysis		0 (0%)	0 (0%)	4 (100%)	0 (0%)	0 (0%)	0	0	100%	
		[20 - 23]	n=65				0 (0%)	0 (0%)	63 (97%)	2 (3%)	0 (0%)	0	0	97%	
		[16 - 19]	n=235				10 (4%)	24 (10%)	165 (70%)	33 (14%)	0 (0%)	2	1	71%	
		[1 - 15]	n=244				47 (19%)	69 (28%)	80 (33%)	44 (18%)	0 (0%)	4	0	33%	
13	A	[24 - 27]	n=4	RS	Comprehension		4 (100%)	0 (0%)	0 (0%)	0 (0%)	0 (0%)	0	0	100%	
		[20 - 23]	n=65				64 (98%)	0 (0%)	1 (2%)	0 (0%)	0 (0%)	0	0	98%	
		[16 - 19]	n=235				194 (83%)	9 (4%)	21 (9%)	8 (3%)	0 (0%)	2	1	84%	
		[1 - 15]	n=244				122 (50%)	27 (11%)	55 (23%)	33 (14%)	0 (0%)	6	1	51%	
14	F	[24 - 27]	n=4	RS	Comprehension		4 (100%)	0 (0%)	0 (0%)	0 (0%)	0 (0%)	0	0	100%	
		[20 - 23]	n=65				58 (89%)	2 (3%)	2 (3%)	3 (5%)	0 (0%)	0	0	89%	
		[16 - 19]	n=235				149 (63%)	34 (14%)	32 (14%)	19 (8%)	0 (0%)	1	0	64%	
		[1 - 15]	n=244				104 (43%)	44 (18%)	58 (24%)	30 (12%)	0 (0%)	7	1	44%	
15	C	[24 - 27]	n=4	RS	Analysis		0 (0%)	0 (0%)	4 (100%)	0 (0%)	0 (0%)	0	0	100%	
		[20 - 23]	n=65				8 (12%)	4 (6%)	44 (68%)	8 (12%)	0 (0%)	1	0	69%	
		[16 - 19]	n=235				37 (16%)	31 (13%)	101 (43%)	65 (28%)	0 (0%)	1	0	43%	
		[1 - 15]	n=244				50 (20%)	53 (22%)	78 (32%)	55 (23%)	0 (0%)	8	0	33%	
16	F	[24 - 27]	n=4	RS	Analysis		4 (100%)	0 (0%)	0 (0%)	0 (0%)	0 (0%)	0	0	100%	
		[20 - 23]	n=65				50 (77%)	3 (5%)	4 (6%)	8 (12%)	0 (0%)	0	0	77%	
		[16 - 19]	n=235				85 (36%)	68 (29%)	36 (15%)	43 (18%)	0 (0%)	3	0	37%	
		[1 - 15]	n=244				36 (15%)	89 (36%)	64 (26%)	41 (17%)	0 (0%)	13	1	16%	
17	B	[24 - 27]	n=4	RS	Analysis		0 (0%)	4 (100%)	0 (0%)	0 (0%)	0 (0%)	0	0	100%	
		[20 - 23]	n=65				9 (14%)	49 (75%)	2 (3%)	4 (6%)	0 (0%)	0	1	77%	
		[16 - 19]	n=235				71 (30%)	90 (38%)	49 (21%)	24 (10%)	0 (0%)	1	0	38%	
		[1 - 15]	n=244				60 (25%)	65 (27%)	78 (32%)	23 (9%)	0 (0%)	17	1	29%	
18	G	[24 - 27]	n=4	CV	Comprehension		0 (0%)	4 (100%)	0 (0%)	0 (0%)	0 (0%)	0	0	100%	
		[20 - 23]	n=65				0 (0%)	63 (97%)	2 (3%)	0 (0%)	0 (0%)	0	0	97%	
		[16 - 19]	n=235				16 (7%)	191 (81%)	25 (11%)	3 (1%)	0 (0%)	0	0	81%	
		[1 - 15]	n=244				40 (16%)	103 (42%)	62 (25%)	13 (5%)	0 (0%)	25	1	47%	
19	D	[24 - 27]	n=4	CV	Comprehension		0 (0%)	0 (0%)	0 (0%)	4 (100%)	0 (0%)	0	0	100%	
		[20 - 23]	n=65				0 (0%)	2 (3%)	0 (0%)	63 (97%)	0 (0%)	0	0	97%	
		[16 - 19]	n=235				6 (3%)	8 (3%)	11 (5%)	210 (89%)	0 (0%)	0	0	89%	
		[1 - 15]	n=244				28 (11%)	36 (15%)	47 (19%)	106 (43%)	0 (0%)	27	0	49%	
20	H	[24 - 27]	n=4	CV	Comprehension		0 (0%)	0 (0%)	4 (100%)	0 (0%)	0 (0%)	0	0	100%	
		[20 - 23]	n=65				5 (8%)	6 (9%)	52 (80%)	2 (3%)	0 (0%)	0	0	80%	
		[16 - 19]	n=235				35 (15%)	45 (19%)	121 (51%)	33 (14%)	0 (0%)	1	0	52%	
		[1 - 15]	n=244				62 (25%)	68 (28%)	46 (19%)	34 (14%)	0 (0%)	32	2	22%	

Explore Error Analysis By College Readiness Standards

Item	Ans	Range	N=	Lvl 2	Lvl 3	Lvl 4	A/F	B/G	C/H	D/J	E/K	Omit	Error	% Correct (without omits and errors)
21	B	[24 - 27]	n=4	CV	Analysis		0 (0%)	4 (100%)	0 (0%)	0 (0%)	0 (0%)	0	0	100%
		[20 - 23]	n=65				4 (6%)	58 (89%)	2 (3%)	1 (2%)	0 (0%)	0	0	89%
		[16 - 19]	n=235				38 (16%)	160 (68%)	27 (11%)	6 (3%)	0 (0%)	4	0	69%
		[1 - 15]	n=244				40 (16%)	81 (33%)	49 (20%)	34 (14%)	0 (0%)	39	1	40%
22	G	[24 - 27]	n=4	CV	Analysis		0 (0%)	4 (100%)	0 (0%)	0 (0%)	0 (0%)	0	0	100%
		[20 - 23]	n=65				4 (6%)	56 (86%)	2 (3%)	3 (5%)	0 (0%)	0	0	86%
		[16 - 19]	n=235				49 (21%)	102 (43%)	25 (11%)	54 (23%)	0 (0%)	5	0	44%
		[1 - 15]	n=244				70 (29%)	40 (16%)	48 (20%)	47 (19%)	0 (0%)	39	0	20%
23	B	[24 - 27]	n=4	CV	Analysis		0 (0%)	4 (100%)	0 (0%)	0 (0%)	0 (0%)	0	0	100%
		[20 - 23]	n=65				14 (22%)	45 (69%)	0 (0%)	6 (9%)	0 (0%)	0	0	69%
		[16 - 19]	n=235				84 (36%)	83 (35%)	18 (8%)	38 (16%)	0 (0%)	9	3	37%
		[1 - 15]	n=244				81 (33%)	38 (16%)	31 (13%)	54 (22%)	0 (0%)	40	0	19%
24	J	[24 - 27]	n=4	RS	Comprehension		0 (0%)	0 (0%)	0 (0%)	4 (100%)	0 (0%)	0	0	100%
		[20 - 23]	n=65				2 (3%)	4 (6%)	0 (0%)	59 (91%)	0 (0%)	0	0	91%
		[16 - 19]	n=235				42 (18%)	30 (13%)	15 (6%)	120 (51%)	0 (0%)	27	1	58%
		[1 - 15]	n=244				58 (24%)	44 (18%)	51 (21%)	29 (12%)	0 (0%)	62	0	16%
25	A	[24 - 27]	n=4	RS	Analysis		4 (100%)	0 (0%)	0 (0%)	0 (0%)	0 (0%)	0	0	100%
		[20 - 23]	n=65				63 (97%)	0 (0%)	1 (2%)	1 (2%)	0 (0%)	0	0	97%
		[16 - 19]	n=235				149 (63%)	11 (5%)	27 (11%)	22 (9%)	0 (0%)	26	0	71%
		[1 - 15]	n=244				55 (23%)	49 (20%)	41 (17%)	30 (12%)	0 (0%)	68	1	31%
26	F	[24 - 27]	n=4	RS	Analysis		4 (100%)	0 (0%)	0 (0%)	0 (0%)	0 (0%)	0	0	100%
		[20 - 23]	n=65				56 (86%)	2 (3%)	2 (3%)	4 (6%)	0 (0%)	1	0	88%
		[16 - 19]	n=235				82 (35%)	50 (21%)	33 (14%)	34 (14%)	0 (0%)	35	1	41%
		[1 - 15]	n=244				38 (16%)	54 (22%)	42 (17%)	39 (16%)	0 (0%)	71	0	22%
27	D	[24 - 27]	n=4	RS	Analysis		0 (0%)	0 (0%)	0 (0%)	4 (100%)	0 (0%)	0	0	100%
		[20 - 23]	n=65				2 (3%)	2 (3%)	3 (5%)	57 (88%)	0 (0%)	1	0	89%
		[16 - 19]	n=235				46 (20%)	33 (14%)	24 (10%)	93 (40%)	0 (0%)	38	1	47%
		[1 - 15]	n=244				53 (22%)	51 (21%)	37 (15%)	28 (11%)	0 (0%)	74	1	17%
28	J	[24 - 27]	n=4	RS	Analysis		0 (0%)	0 (0%)	0 (0%)	4 (100%)	0 (0%)	0	0	100%
		[20 - 23]	n=65				6 (9%)	5 (8%)	3 (5%)	50 (77%)	0 (0%)	1	0	78%
		[16 - 19]	n=235				38 (16%)	38 (16%)	48 (20%)	68 (29%)	0 (0%)	43	0	35%
		[1 - 15]	n=244				44 (18%)	40 (16%)	48 (20%)	30 (12%)	0 (0%)	80	2	19%

This score report was generated by Cambridge Educational Services, Inc. using an ACT, Inc. Sample/Practice exam. This report is not approved, endorsed, or authorized by ACT, Inc. and should not be viewed or used as such. ACT®, PLAN®, EXPLORE®, WorkKeys®, and College Readiness Standards™ are registered trademarks of ACT, Inc., which is not affiliated with Cambridge Educational Services, Inc.

Error Analysis By Subject

Explore Error Analysis

Item	Ans	Lvl 2	Lvl 3	Lvl 4	A/F	B/G	C/H	D/J	E/K	Omit	Error	% Correct (without omits and errors)
English - 40 items (58%)												
1	A	UM	No Change		266 (49%)	120 (22%)	155 (28%)	2 (0%)	0 (0%)	5	0	49%
2	J	UM	Grammar & Usage	Pronoun Usage	5 (1%)	3 (1%)	7 (1%)	529 (97%)	0 (0%)	4	0	97%
3	B	UM	Sent. Struct.	Comma Splices	250 (46%)	179 (33%)	48 (9%)	66 (12%)	0 (0%)	5	0	33%
4	F	UM	No Change		355 (65%)	44 (8%)	42 (8%)	102 (19%)	0 (0%)	4	1	65%
5	C	UM	Punctuation	Commas	30 (5%)	14 (3%)	476 (87%)	23 (4%)	0 (0%)	5	0	88%
6	J	UM	Grammar & Usage	Pronoun Usage	43 (8%)	8 (1%)	12 (2%)	481 (88%)	0 (0%)	4	0	88%
7	D	RH	Org.	Sent.-Lev. Struct.	103 (19%)	102 (19%)	52 (9%)	286 (52%)	0 (0%)	5	0	53%
8	G	RH	Strategy	Eff. Trans. Sent.	126 (23%)	328 (60%)	75 (14%)	15 (3%)	0 (0%)	4	0	60%
9	C	UM	Sent. Struct.	Coord. & Subord.	26 (5%)	12 (2%)	495 (90%)	11 (2%)	0 (0%)	4	0	91%
10	G	RH	Strategy	Eff. Trans. Sent.	111 (20%)	355 (65%)	34 (6%)	41 (7%)	0 (0%)	7	0	66%
11	B	UM	Grammar & Usage	Adj. vs. Adv.	56 (10%)	404 (74%)	62 (11%)	21 (4%)	0 (0%)	5	0	74%
12	H	UM	Grammar & Usage	Nouns & Noun Clauses	87 (16%)	183 (33%)	246 (45%)	28 (5%)	0 (0%)	4	0	45%
13	C	UM	Grammar & Usage	Pronoun Usage	19 (3%)	34 (6%)	465 (85%)	25 (5%)	0 (0%)	5	0	86%
14	J	RH	Style	Conciseness	84 (15%)	43 (8%)	214 (39%)	199 (36%)	0 (0%)	8	0	37%
15	B	UM	Punctuation	Commas	77 (14%)	421 (77%)	21 (4%)	22 (4%)	0 (0%)	7	0	78%
16	J	RH	Strategy	Approp. Suppor. Mat.	222 (41%)	106 (19%)	32 (6%)	180 (33%)	0 (0%)	8	0	33%
17	A	UM	No Change		465 (85%)	17 (3%)	27 (5%)	30 (5%)	0 (0%)	9	0	86%
18	G	RH	Style	Conciseness	66 (12%)	376 (69%)	26 (5%)	70 (13%)	0 (0%)	10	0	70%
19	A	RH	Org.	Sent.-Lev. Struct.	297 (54%)	103 (19%)	91 (17%)	42 (8%)	0 (0%)	15	0	56%
20	J	RH	Strategy	Approp. Suppor. Mat.	135 (25%)	61 (11%)	42 (8%)	295 (54%)	0 (0%)	15	0	55%
21	C	UM	Grammar & Usage	Seq. & Verb Tense	78 (14%)	75 (14%)	343 (63%)	34 (6%)	0 (0%)	18	0	65%
22	J	RH	Org.	Sent.-Lev. Struct.	151 (28%)	92 (17%)	118 (22%)	160 (29%)	0 (0%)	27	0	31%
23	C	RH	Style	Idiomatic Expr.	110 (20%)	36 (7%)	325 (59%)	54 (10%)	0 (0%)	23	0	62%
24	F	UM	No Change		367 (67%)	102 (19%)	26 (5%)	26 (5%)	0 (0%)	27	0	70%
25	B	UM	Grammar & Usage	Diction	120 (22%)	301 (55%)	55 (10%)	37 (7%)	0 (0%)	35	0	59%
26	J	UM	Sent. Struct.	Unintended Meanings	47 (9%)	46 (8%)	81 (15%)	336 (61%)	0 (0%)	38	0	66%
27	B	UM	Grammar & Usage	Adj. vs. Adv.	22 (4%)	453 (83%)	19 (3%)	7 (1%)	0 (0%)	47	0	90%
28	H	UM	Sent. Struct.	Faul. Parallelism	80 (15%)	99 (18%)	242 (44%)	71 (13%)	0 (0%)	56	0	49%
29	A	UM	No Change		310 (57%)	97 (18%)	30 (5%)	48 (9%)	0 (0%)	63	0	64%
30	H	RH	Strategy	Main Idea	71 (13%)	144 (26%)	210 (38%)	42 (8%)	0 (0%)	81	0	45%
31	B	UM	Punctuation	Commas	25 (5%)	375 (68%)	23 (4%)	26 (5%)	0 (0%)	98	1	84%
32	J	RH	Org.	Sent.-Lev. Struct.	91 (17%)	52 (9%)	76 (14%)	219 (40%)	0 (0%)	109	1	50%
33	A	RH	Strategy	Eff. Trans. Sent.	259 (47%)	84 (15%)	35 (6%)	40 (7%)	0 (0%)	129	1	62%
34	J	UM	Grammar & Usage	Diction	42 (8%)	30 (5%)	26 (5%)	314 (57%)	0 (0%)	135	1	76%
35	D	UM	Grammar & Usage	Verb Tense	24 (4%)	76 (14%)	84 (15%)	219 (40%)	0 (0%)	144	1	54%
36	G	UM	Grammar & Usage	Pronoun Usage	60 (11%)	305 (56%)	13 (2%)	11 (2%)	0 (0%)	159	0	78%
37	C	UM	Grammar & Usage	Verb Tense	58 (11%)	45 (8%)	257 (47%)	18 (3%)	0 (0%)	170	0	68%
38	F	RH	No Change		194 (35%)	73 (13%)	43 (8%)	52 (9%)	0 (0%)	186	0	54%
39	C	UM	Sent. Struct.	Fragments	50 (9%)	87 (16%)	168 (31%)	46 (8%)	0 (0%)	197	0	48%
40	F	RH	Strategy	Approp. Suppor. Mat.	194 (35%)	59 (11%)	58 (11%)	29 (5%)	0 (0%)	208	0	57%

Explore Error Analysis

Item	Ans	Lvl 2	Lvl 3	Lvl 4	A/F	B/G	C/H	D/J	E/K	Omit	Error	% Correct (without omits and errors)
Mathematics - 30 items (59%)												
1	D	EA	Simple Manip.		5 (1%)	1 (0%)	6 (1%)	531 (97%)	2 (0%)	3	0	97%
2	H	EA	Simple Manip.		3 (1%)	18 (3%)	516 (94%)	4 (1%)	3 (1%)	4	0	95%
3	C	EA	Data Representation	Tables (Matrices)	34 (6%)	11 (2%)	421 (77%)	17 (3%)	59 (11%)	6	0	78%
4	G	EA	Complic. Arith. App.		2 (0%)	502 (92%)	4 (1%)	2 (0%)	34 (6%)	4	0	92%
5	D	GT	Lines & Angles		7 (1%)	7 (1%)	40 (7%)	451 (82%)	39 (7%)	4	0	83%
6	F	EA	Solving Eq. w/1 Var.	Simple Eq.	448 (82%)	35 (6%)	35 (6%)	13 (2%)	12 (2%)	4	1	83%
7	B	EA	Solving Eq. w/1 Var.	Simple Eq.	8 (1%)	495 (90%)	15 (3%)	14 (3%)	9 (2%)	7	0	91%
8	F	GT	Tri.	Working w/Tri.	425 (78%)	56 (10%)	21 (4%)	26 (5%)	14 (3%)	6	0	78%
9	C	GT	Lines & Angles		37 (7%)	44 (8%)	444 (81%)	12 (2%)	7 (1%)	4	0	82%
10	K	EA	Complic. Arith. App.		46 (8%)	82 (15%)	50 (9%)	58 (11%)	304 (55%)	8	0	56%
11	C	EA	Complic. Arith. App.		97 (18%)	33 (6%)	345 (63%)	37 (7%)	29 (5%)	7	0	64%
12	G	GT	Rectangles & Squares		87 (16%)	392 (72%)	19 (3%)	16 (3%)	27 (5%)	6	1	72%
13	E	EA	Data Representation	Tables (Matrices)	39 (7%)	72 (13%)	50 (9%)	136 (25%)	247 (45%)	4	0	45%
14	H	EA	Complic. Arith. App.		65 (12%)	50 (9%)	291 (53%)	108 (20%)	23 (4%)	11	0	54%
15	B	EA	Solving Eq. w/1 Var.	Simple Eq.	41 (7%)	403 (74%)	44 (8%)	24 (4%)	30 (5%)	6	0	74%
16	G	EA	Common Arith.	Percents	127 (23%)	204 (37%)	109 (20%)	16 (3%)	84 (15%)	8	0	38%
17	D	EA	Prob.		35 (6%)	10 (2%)	45 (8%)	437 (80%)	14 (3%)	7	0	81%
18	G	EA	Averages		46 (8%)	291 (53%)	70 (13%)	42 (8%)	90 (16%)	8	1	54%
19	C	GT	Complex Figures		78 (14%)	122 (22%)	261 (48%)	59 (11%)	8 (1%)	20	0	49%
20	F	EA	Simple Manip.		147 (27%)	21 (4%)	11 (2%)	12 (2%)	345 (63%)	12	0	27%
21	C	EA	Common Arith.	Prop. of Numbers	184 (34%)	62 (11%)	220 (40%)	29 (5%)	29 (5%)	21	3	42%
22	K	EA	Complic. Arith. App.		27 (5%)	43 (8%)	125 (23%)	48 (9%)	273 (50%)	32	0	53%
23	E	GT	Lines & Angles		57 (10%)	39 (7%)	51 (9%)	80 (15%)	280 (51%)	41	0	55%
24	F	EA	Averages		209 (38%)	66 (12%)	65 (12%)	51 (9%)	104 (19%)	53	0	42%
25	D	EA	Common Arith.	Percents	42 (8%)	84 (15%)	112 (20%)	189 (34%)	40 (7%)	80	1	40%
26	K	EA	Manip. Alg. Expr.	Creating Alg. Expr.	100 (18%)	104 (19%)	76 (14%)	37 (7%)	142 (26%)	89	0	31%
27	B	GT	Geo.		34 (6%)	265 (48%)	54 (10%)	79 (14%)	18 (3%)	98	0	59%
28	J	EA	Alg. Functions	Functions as Models	32 (6%)	57 (10%)	45 (8%)	253 (46%)	51 (9%)	110	0	58%
29	A	EA	Solving Eq. w/1 Var.	Simple Eq.	205 (37%)	59 (11%)	51 (9%)	49 (9%)	69 (13%)	115	0	47%
30	F	GT	Lines & Angles		175 (32%)	56 (10%)	85 (16%)	57 (10%)	48 (9%)	126	1	42%

Reading - 30 items (57%)

1	C	AL	Explicit Detail		41 (7%)	36 (7%)	423 (77%)	43 (8%)	0 (0%)	2	3	78%
2	J	AL	Explicit Detail		73 (13%)	54 (10%)	24 (4%)	394 (72%)	0 (0%)	3	0	72%
3	B	AL	Implied Idea		20 (4%)	441 (80%)	37 (7%)	45 (8%)	0 (0%)	4	1	81%
4	H	AL	Explicit Detail		29 (5%)	75 (14%)	363 (66%)	74 (14%)	0 (0%)	5	2	67%
5	D	AL	Explicit Detail		51 (9%)	82 (15%)	48 (9%)	365 (67%)	0 (0%)	2	0	67%
6	F	AL	Implied Idea		383 (70%)	46 (8%)	71 (13%)	44 (8%)	0 (0%)	2	2	70%
7	A	AL	Explicit Detail		292 (53%)	91 (17%)	111 (20%)	48 (9%)	0 (0%)	4	2	54%
8	F	AL	Implied Idea		285 (52%)	47 (9%)	84 (15%)	127 (23%)	0 (0%)	4	1	52%

Explore Error Analysis

Item	Ans	Lvl 2	Lvl 3	Lvl 4	A/F	B/G	C/H	D/J	E/K	Omit	Error	% Correct (without omits and errors)
9	D	AL	Explicit Detail		128 (23%)	59 (11%)	127 (23%)	231 (42%)	0 (0%)	3	0	42%
10	H	AL	Implied Idea		83 (15%)	125 (23%)	306 (56%)	32 (6%)	0 (0%)	2	0	56%
11	C	SS	Explicit Detail		54 (10%)	18 (3%)	428 (78%)	44 (8%)	0 (0%)	3	1	79%
12	F	SS	Explicit Detail		376 (69%)	88 (16%)	56 (10%)	23 (4%)	0 (0%)	5	0	69%
13	D	SS	Explicit Detail		105 (19%)	60 (11%)	62 (11%)	313 (57%)	0 (0%)	8	0	58%
14	G	SS	Vocabulary		37 (7%)	303 (55%)	106 (19%)	92 (17%)	0 (0%)	10	0	56%
15	C	SS	Main Idea		116 (21%)	56 (10%)	307 (56%)	57 (10%)	0 (0%)	12	0	57%
16	G	SS	Explicit Detail		70 (13%)	353 (64%)	50 (9%)	63 (11%)	0 (0%)	10	2	66%
17	A	SS	Implied Idea		314 (57%)	50 (9%)	91 (17%)	74 (14%)	0 (0%)	18	1	59%
18	H	SS	Explicit Detail		145 (26%)	36 (7%)	240 (44%)	105 (19%)	0 (0%)	22	0	46%
19	D	SS	Explicit Detail		196 (36%)	31 (6%)	38 (7%)	253 (46%)	0 (0%)	29	1	49%
20	G	SS	Explicit Detail		88 (16%)	172 (31%)	80 (15%)	173 (32%)	0 (0%)	35	0	34%
21	D	AL	Explicit Detail		33 (6%)	36 (7%)	44 (8%)	377 (69%)	0 (0%)	56	2	77%
22	G	AL	Explicit Detail		30 (5%)	374 (68%)	44 (8%)	24 (4%)	0 (0%)	73	3	79%
23	A	AL	Explicit Detail		367 (67%)	53 (10%)	24 (4%)	22 (4%)	0 (0%)	80	2	79%
24	H	AL	Explicit Detail		32 (6%)	28 (5%)	361 (66%)	39 (7%)	0 (0%)	88	0	78%
25	C	AL	Implied Idea		49 (9%)	88 (16%)	266 (49%)	49 (9%)	0 (0%)	94	2	59%
26	J	AL	Explicit Detail		44 (8%)	49 (9%)	69 (13%)	277 (51%)	0 (0%)	107	2	63%
27	C	AL	Implied Idea		73 (13%)	111 (20%)	186 (34%)	58 (11%)	0 (0%)	120	0	43%
28	H	AL	Implied Idea		49 (9%)	28 (5%)	234 (43%)	111 (20%)	0 (0%)	126	0	55%
29	A	AL	Explicit Detail		211 (39%)	68 (12%)	89 (16%)	50 (9%)	0 (0%)	129	1	50%
30	G	AL	Vocabulary		42 (8%)	172 (31%)	155 (28%)	40 (7%)	0 (0%)	136	3	42%

Science - 28 items (57%)

1	B	DR	Comprehension		49 (9%)	435 (79%)	44 (8%)	14 (3%)	0 (0%)	3	3	80%
2	G	DR	Comprehension		22 (4%)	436 (80%)	71 (13%)	16 (3%)	0 (0%)	3	0	80%
3	B	DR	Comprehension		17 (3%)	413 (75%)	56 (10%)	59 (11%)	0 (0%)	3	0	76%
4	F	DR	Analysis		375 (68%)	29 (5%)	93 (17%)	45 (8%)	0 (0%)	6	0	69%
5	B	DR	Analysis		66 (12%)	388 (71%)	43 (8%)	48 (9%)	0 (0%)	3	0	71%
6	H	DR	Comprehension		17 (3%)	105 (19%)	399 (73%)	25 (5%)	0 (0%)	2	0	73%
7	C	DR	Comprehension		39 (7%)	27 (5%)	451 (82%)	26 (5%)	0 (0%)	4	1	83%
8	J	DR	Analysis		14 (3%)	35 (6%)	84 (15%)	411 (75%)	0 (0%)	4	0	76%
9	D	DR	Comprehension		47 (9%)	16 (3%)	9 (2%)	473 (86%)	0 (0%)	3	0	87%
10	F	DR	Comprehension		325 (59%)	112 (20%)	66 (12%)	41 (7%)	0 (0%)	3	1	60%
11	A	DR	Analysis		310 (57%)	75 (14%)	121 (22%)	39 (7%)	0 (0%)	3	0	57%
12	H	DR	Analysis		57 (10%)	93 (17%)	312 (57%)	79 (14%)	0 (0%)	6	1	58%
13	A	RS	Comprehension		384 (70%)	36 (7%)	77 (14%)	41 (7%)	0 (0%)	8	2	71%
14	F	RS	Comprehension		315 (57%)	80 (15%)	92 (17%)	52 (9%)	0 (0%)	8	1	58%
15	C	RS	Analysis		95 (17%)	88 (16%)	227 (41%)	128 (23%)	0 (0%)	10	0	42%
16	F	RS	Analysis		175 (32%)	160 (29%)	104 (19%)	92 (17%)	0 (0%)	16	1	33%
17	B	RS	Analysis		140 (26%)	208 (38%)	129 (24%)	51 (9%)	0 (0%)	18	2	39%
18	G	CV	Comprehension		56 (10%)	361 (66%)	89 (16%)	16 (3%)	0 (0%)	25	1	69%

Explore Error Analysis

Item	Ans	Lvl 2	Lvl 3	Lvl 4	A/F	B/G	C/H	D/J	E/K	Omit	Error	% Correct (without omits and errors)
19	D	CV	Comprehension		34 (6%)	46 (8%)	58 (11%)	383 (70%)	0 (0%)	27	0	74%
20	H	CV	Comprehension		102 (19%)	119 (22%)	223 (41%)	69 (13%)	0 (0%)	33	2	43%
21	B	CV	Analysis		82 (15%)	303 (55%)	78 (14%)	41 (7%)	0 (0%)	43	1	60%
22	G	CV	Analysis		123 (22%)	202 (37%)	75 (14%)	104 (19%)	0 (0%)	44	0	40%
23	B	CV	Analysis		179 (33%)	170 (31%)	49 (9%)	98 (18%)	0 (0%)	49	3	34%
24	J	RS	Comprehension		102 (19%)	78 (14%)	66 (12%)	212 (39%)	0 (0%)	89	1	46%
25	A	RS	Analysis		271 (49%)	60 (11%)	69 (13%)	53 (10%)	0 (0%)	94	1	60%
26	F	RS	Analysis		180 (33%)	106 (19%)	77 (14%)	77 (14%)	0 (0%)	107	1	41%
27	D	RS	Analysis		101 (18%)	86 (16%)	64 (12%)	182 (33%)	0 (0%)	113	2	42%
28	J	RS	Analysis		88 (16%)	83 (15%)	99 (18%)	152 (28%)	0 (0%)	124	2	36%

This score report was generated by Cambridge Educational Services, Inc. using an ACT, Inc. Sample/Practice exam. This report is not approved, endorsed, or authorized by ACT, Inc. and should not be viewed or used as such. ACT®, PLAN®, EXPLORE®, WorkKeys®, and College Readiness Standards™ are registered trademarks of ACT, Inc., which is not affiliated with Cambridge Educational Services, Inc.

Formative Connection

Explore Formative Connection Report

Item	Ans	LMH	N=	A/F	B/G	C/H	D/J	E/K	Omit	Error	% Correct (without omits and errors)
English - 40 items - Score Range 1-15 (56%)											
Usage & Mechanics (63%)											
Grammar & Usage (67%)											
Pronoun Usage (84%)											
2	J	[1 - 15]	n=407	5 (1%)	3 (1%)	7 (2%)	388 (95%)	0 (0%)	4	0	96%
6	J	[1 - 15]	n=407	41 (10%)	8 (2%)	12 (3%)	342 (84%)	0 (0%)	4	0	85%
! 13	C	[1 - 15]	n=407	19 (5%)	33 (8%)	326 (80%)	24 (6%)	0 (0%)	5	0	81%
36	G	[1 - 15]	n=407	56 (14%)	173 (43%)	11 (3%)	11 (3%)	0 (0%)	156	0	69%
Adj. vs. Adv. (77%)											
! 11	B	[1 - 15]	n=407	49 (12%)	273 (67%)	59 (14%)	21 (5%)	0 (0%)	5	0	68%
27	B	[1 - 15]	n=407	21 (5%)	314 (77%)	18 (4%)	7 (2%)	0 (0%)	47	0	87%
Nouns & Noun Clauses (33%)											
12	H	[1 - 15]	n=407	78 (19%)	164 (40%)	135 (33%)	26 (6%)	0 (0%)	4	0	33%
Verb Tense (53%)											
35	D	[1 - 15]	n=407	22 (5%)	57 (14%)	48 (12%)	137 (34%)	0 (0%)	143	0	52%
37	C	[1 - 15]	n=407	53 (13%)	40 (10%)	129 (32%)	17 (4%)	0 (0%)	168	0	54%
Seq. & Verb Tense (53%)											
21	C	[1 - 15]	n=407	78 (19%)	69 (17%)	208 (51%)	34 (8%)	0 (0%)	18	0	53%
Diction (54%)											
25	B	[1 - 15]	n=407	113 (28%)	172 (42%)	52 (13%)	36 (9%)	0 (0%)	34	0	46%
34	J	[1 - 15]	n=407	39 (10%)	29 (7%)	25 (6%)	178 (44%)	0 (0%)	135	1	66%
Sent. Struct. (51%)											
Comma Splices (26%)											
3	B	[1 - 15]	n=407	197 (48%)	103 (25%)	41 (10%)	61 (15%)	0 (0%)	5	0	26%
Fragments (34%)											
! 39	C	[1 - 15]	n=407	38 (9%)	69 (17%)	74 (18%)	36 (9%)	0 (0%)	190	0	34%
Coord. & Subord. (89%)											
9	C	[1 - 15]	n=407	24 (6%)	10 (2%)	359 (88%)	10 (2%)	0 (0%)	4	0	89%
Faul. Parallelism (40%)											
28	H	[1 - 15]	n=407	73 (18%)	84 (21%)	141 (35%)	54 (13%)	0 (0%)	55	0	40%
Unintended Meanings (58%)											
! 26	J	[1 - 15]	n=407	45 (11%)	46 (11%)	65 (16%)	213 (52%)	0 (0%)	38	0	58%
Punctuation (77%)											
Commas (77%)											
! 5	C	[1 - 15]	n=407	30 (7%)	14 (3%)	335 (82%)	23 (6%)	0 (0%)	5	0	83%
! 15	B	[1 - 15]	n=407	75 (18%)	286 (70%)	20 (5%)	19 (5%)	0 (0%)	7	0	72%
31	B	[1 - 15]	n=407	24 (6%)	239 (59%)	23 (6%)	23 (6%)	0 (0%)	97	1	77%
No Change (59%)											
1	A	[1 - 15]	n=407	160 (39%)	105 (26%)	135 (33%)	2 (0%)	0 (0%)	5	0	40%
4	F	[1 - 15]	n=407	236 (58%)	33 (8%)	37 (9%)	96 (24%)	0 (0%)	4	1	59%
! 17	A	[1 - 15]	n=407	325 (80%)	17 (4%)	27 (7%)	29 (7%)	0 (0%)	9	0	82%
! 24	F	[1 - 15]	n=407	242 (59%)	88 (22%)	26 (6%)	24 (6%)	0 (0%)	27	0	64%

Explore Formative Connection Report

Item	Ans	LMH	N=	A/F	B/G	C/H	D/J	E/K	Omit	Error	% Correct (without omits and errors)
! 29	A	[1 - 15]	n=407	180 (44%)	88 (22%)	30 (7%)	46 (11%)	0 (0%)	63	0	52%
Rhetorical Skills (43%)											
Strategy (44%)											
Approp. Suppor. Mat. (36%)											
16	J	[1 - 15]	n=407	179 (44%)	100 (25%)	28 (7%)	92 (23%)	0 (0%)	8	0	23%
20	J	[1 - 15]	n=407	118 (29%)	54 (13%)	40 (10%)	180 (44%)	0 (0%)	15	0	46%
40	F	[1 - 15]	n=407	90 (22%)	47 (12%)	47 (12%)	23 (6%)	0 (0%)	200	0	43%
Eff. Trans. Sent. (53%)											
8	G	[1 - 15]	n=407	107 (26%)	216 (53%)	72 (18%)	8 (2%)	0 (0%)	4	0	54%
10	G	[1 - 15]	n=407	106 (26%)	225 (55%)	30 (7%)	39 (10%)	0 (0%)	7	0	56%
33	A	[1 - 15]	n=407	135 (33%)	74 (18%)	32 (8%)	36 (9%)	0 (0%)	129	1	49%
Main Idea (38%)											
30	H	[1 - 15]	n=407	61 (15%)	110 (27%)	123 (30%)	32 (8%)	0 (0%)	81	0	38%
Org. (37%)											
Sent.-Lev. Struct. (37%)											
7	D	[1 - 15]	n=407	93 (23%)	78 (19%)	44 (11%)	187 (46%)	0 (0%)	5	0	47%
19	A	[1 - 15]	n=407	193 (47%)	85 (21%)	75 (18%)	39 (10%)	0 (0%)	15	0	49%
22	J	[1 - 15]	n=407	125 (31%)	82 (20%)	97 (24%)	76 (19%)	0 (0%)	27	0	20%
32	J	[1 - 15]	n=407	88 (22%)	49 (12%)	70 (17%)	90 (22%)	0 (0%)	109	1	30%
Style (47%)											
Conciseness (45%)											
14	J	[1 - 15]	n=407	82 (20%)	41 (10%)	177 (43%)	99 (24%)	0 (0%)	8	0	25%
18	G	[1 - 15]	n=407	58 (14%)	257 (63%)	26 (6%)	56 (14%)	0 (0%)	10	0	65%
Idiomatic Expr. (53%)											
23	C	[1 - 15]	n=407	95 (23%)	35 (9%)	203 (50%)	51 (13%)	0 (0%)	23	0	53%
No Change (38%)											
! 38	F	[1 - 15]	n=407	84 (21%)	60 (15%)	34 (8%)	46 (11%)	0 (0%)	183	0	38%

This score report was generated by Cambridge Educational Services, Inc. using an ACT, Inc. Sample/Practice exam. This report is not approved, endorsed, or authorized by ACT, Inc. and should not be viewed or used as such. ACT®, PLAN®, EXPLORE®, WorkKeys®, and College Readiness Standards™ are registered trademarks of ACT, Inc., which is not affiliated with Cambridge Educational Services, Inc.

Explore Formative Connection Report

Item	Ans	LMH	N=	A/F	B/G	C/H	D/J	E/K	Omit	Error	% Correct (without omits and errors)
English - 40 items - Score Range 16-23 (83%)											
Usage & Mechanics (88%)											
Grammar & Usage (91%)											
Pronoun Usage (98%)											
2	J	[16 - 23]	n=130	0 (0%)	0 (0%)	0 (0%)	130 (100%)	0 (0%)	0	0	100%
6	J	[16 - 23]	n=130	2 (2%)	0 (0%)	0 (0%)	128 (98%)	0 (0%)	0	0	98%
13	C	[16 - 23]	n=130	0 (0%)	1 (1%)	128 (98%)	1 (1%)	0 (0%)	0	0	98%
36	G	[16 - 23]	n=130	4 (3%)	121 (93%)	2 (2%)	0 (0%)	0 (0%)	3	0	95%
Adj. vs. Adv. (95%)											
11	B	[16 - 23]	n=130	7 (5%)	120 (92%)	3 (2%)	0 (0%)	0 (0%)	0	0	92%
27	B	[16 - 23]	n=130	1 (1%)	128 (98%)	1 (1%)	0 (0%)	0 (0%)	0	0	98%
Nouns & Noun Clauses (77%)											
12	H	[16 - 23]	n=130	9 (7%)	19 (15%)	100 (77%)	2 (2%)	0 (0%)	0	0	77%
Verb Tense (75%)											
35	D	[16 - 23]	n=130	2 (2%)	18 (14%)	34 (26%)	74 (57%)	0 (0%)	1	1	58%
37	C	[16 - 23]	n=130	5 (4%)	5 (4%)	117 (90%)	1 (1%)	0 (0%)	2	0	91%
Seq. & Verb Tense (95%)											
21	C	[16 - 23]	n=130	0 (0%)	6 (5%)	124 (95%)	0 (0%)	0 (0%)	0	0	95%
Diction (94%)											
25	B	[16 - 23]	n=130	7 (5%)	118 (91%)	3 (2%)	1 (1%)	0 (0%)	1	0	91%
34	J	[16 - 23]	n=130	3 (2%)	1 (1%)	1 (1%)	125 (96%)	0 (0%)	0	0	96%
Sent. Struct. (75%)											
Comma Splices (52%)											
3	B	[16 - 23]	n=130	51 (39%)	67 (52%)	7 (5%)	5 (4%)	0 (0%)	0	0	52%
Fragments (67%)											
39	C	[16 - 23]	n=130	12 (9%)	18 (14%)	83 (64%)	10 (8%)	0 (0%)	7	0	67%
Coord. & Subord. (96%)											
9	C	[16 - 23]	n=130	2 (2%)	2 (2%)	125 (96%)	1 (1%)	0 (0%)	0	0	96%
Fault. Parallelism (71%)											
28	H	[16 - 23]	n=130	7 (5%)	15 (12%)	92 (71%)	15 (12%)	0 (0%)	1	0	71%
Unintended Meanings (86%)											
26	J	[16 - 23]	n=130	2 (2%)	0 (0%)	16 (12%)	112 (86%)	0 (0%)	0	0	86%
Punctuation (97%)											
Commas (97%)											
5	C	[16 - 23]	n=130	0 (0%)	0 (0%)	130 (100%)	0 (0%)	0 (0%)	0	0	100%
15	B	[16 - 23]	n=130	2 (2%)	124 (95%)	1 (1%)	3 (2%)	0 (0%)	0	0	95%
31	B	[16 - 23]	n=130	1 (1%)	125 (96%)	0 (0%)	3 (2%)	0 (0%)	1	0	97%
No Change (87%)											
1	A	[16 - 23]	n=130	95 (73%)	15 (12%)	20 (15%)	0 (0%)	0 (0%)	0	0	73%
4	F	[16 - 23]	n=130	109 (84%)	10 (8%)	5 (4%)	6 (5%)	0 (0%)	0	0	84%
17	A	[16 - 23]	n=130	129 (99%)	0 (0%)	0 (0%)	1 (1%)	0 (0%)	0	0	99%
24	F	[16 - 23]	n=130	114 (88%)	14 (11%)	0 (0%)	2 (2%)	0 (0%)	0	0	88%

Explore Formative Connection Report

Item	Ans	LMH	N=	A/F	B/G	C/H	D/J	E/K	Omit	Error	% Correct (without omits and errors)
29	A	[16 - 23]	n=130	119 (92%)	9 (7%)	0 (0%)	2 (2%)	0 (0%)	0	0	92%
Rhetorical Skills (76%)											
Strategy (76%)											
Approp. Suppor. Mat. (72%)											
16	J	[16 - 23]	n=130	42 (32%)	6 (5%)	4 (3%)	78 (60%)	0 (0%)	0	0	60%
! 20	J	[16 - 23]	n=130	17 (13%)	7 (5%)	2 (2%)	104 (80%)	0 (0%)	0	0	80%
! 40	F	[16 - 23]	n=130	93 (72%)	12 (9%)	11 (8%)	6 (5%)	0 (0%)	8	0	76%
Eff. Trans. Sent. (85%)											
! 8	G	[16 - 23]	n=130	19 (15%)	101 (78%)	3 (2%)	7 (5%)	0 (0%)	0	0	78%
10	G	[16 - 23]	n=130	5 (4%)	119 (92%)	4 (3%)	2 (2%)	0 (0%)	0	0	92%
33	A	[16 - 23]	n=130	113 (87%)	10 (8%)	3 (2%)	4 (3%)	0 (0%)	0	0	87%
Main Idea (59%)											
30	H	[16 - 23]	n=130	10 (8%)	33 (25%)	77 (59%)	10 (8%)	0 (0%)	0	0	59%
Org. (73%)											
Sent.-Lev. Struct. (73%)											
7	D	[16 - 23]	n=130	10 (8%)	23 (18%)	7 (5%)	90 (69%)	0 (0%)	0	0	69%
! 19	A	[16 - 23]	n=130	94 (72%)	18 (14%)	15 (12%)	3 (2%)	0 (0%)	0	0	72%
22	J	[16 - 23]	n=130	26 (20%)	8 (6%)	21 (16%)	75 (58%)	0 (0%)	0	0	58%
32	J	[16 - 23]	n=130	3 (2%)	3 (2%)	6 (5%)	118 (91%)	0 (0%)	0	0	91%
Style (79%)											
Conciseness (76%)											
14	J	[16 - 23]	n=130	2 (2%)	2 (2%)	37 (28%)	89 (68%)	0 (0%)	0	0	68%
! 18	G	[16 - 23]	n=130	8 (6%)	108 (83%)	0 (0%)	14 (11%)	0 (0%)	0	0	83%
Idiomatic Expr. (85%)											
! 23	C	[16 - 23]	n=130	15 (12%)	1 (1%)	111 (85%)	3 (2%)	0 (0%)	0	0	85%
No Change (78%)											
! 38	F	[16 - 23]	n=130	99 (76%)	13 (10%)	9 (7%)	6 (5%)	0 (0%)	3	0	78%

This score report was generated by Cambridge Educational Services, Inc. using an ACT, Inc. Sample/Practice exam. This report is not approved, endorsed, or authorized by ACT, Inc. and should not be viewed or used as such. ACT®, PLAN®, EXPLORE®, WorkKeys®, and College Readiness Standards™ are registered trademarks of ACT, Inc., which is not affiliated with Cambridge Educational Services, Inc.

Explore Formative Connection Report

Item	Ans	LMH	N=	A/F	B/G	C/H	D/J	E/K	Omit	Error	% Correct (without omits and errors)
English - 40 items - Score Range 24+ (97%)											
Usage & Mechanics (97%)											
Grammar & Usage (98%)											
Pronoun Usage (100%)											
2	J	[24 - 25]	n=11	0 (0%)	0 (0%)	0 (0%)	11 (100%)	0 (0%)	0	0	100%
6	J	[24 - 25]	n=11	0 (0%)	0 (0%)	0 (0%)	11 (100%)	0 (0%)	0	0	100%
13	C	[24 - 25]	n=11	0 (0%)	0 (0%)	11 (100%)	0 (0%)	0 (0%)	0	0	100%
36	G	[24 - 25]	n=11	0 (0%)	11 (100%)	0 (0%)	0 (0%)	0 (0%)	0	0	100%
Adj. vs. Adv. (100%)											
11	B	[24 - 25]	n=11	0 (0%)	11 (100%)	0 (0%)	0 (0%)	0 (0%)	0	0	100%
27	B	[24 - 25]	n=11	0 (0%)	11 (100%)	0 (0%)	0 (0%)	0 (0%)	0	0	100%
Nouns & Noun Clauses (100%)											
12	H	[24 - 25]	n=11	0 (0%)	0 (0%)	11 (100%)	0 (0%)	0 (0%)	0	0	100%
Verb Tense (86%)											
35	D	[24 - 25]	n=11	0 (0%)	1 (9%)	2 (18%)	8 (73%)	0 (0%)	0	0	73%
37	C	[24 - 25]	n=11	0 (0%)	0 (0%)	11 (100%)	0 (0%)	0 (0%)	0	0	100%
Seq. & Verb Tense (100%)											
21	C	[24 - 25]	n=11	0 (0%)	0 (0%)	11 (100%)	0 (0%)	0 (0%)	0	0	100%
Diction (100%)											
25	B	[24 - 25]	n=11	0 (0%)	11 (100%)	0 (0%)	0 (0%)	0 (0%)	0	0	100%
34	J	[24 - 25]	n=11	0 (0%)	0 (0%)	0 (0%)	11 (100%)	0 (0%)	0	0	100%
Sent. Struct. (93%)											
Comma Splices (82%)											
3	B	[24 - 25]	n=11	2 (18%)	9 (82%)	0 (0%)	0 (0%)	0 (0%)	0	0	82%
Fragments (100%)											
39	C	[24 - 25]	n=11	0 (0%)	0 (0%)	11 (100%)	0 (0%)	0 (0%)	0	0	100%
Coord. & Subord. (100%)											
9	C	[24 - 25]	n=11	0 (0%)	0 (0%)	11 (100%)	0 (0%)	0 (0%)	0	0	100%
Fault. Parallelism (82%)											
28	H	[24 - 25]	n=11	0 (0%)	0 (0%)	9 (82%)	2 (18%)	0 (0%)	0	0	82%
Unintended Meanings (100%)											
26	J	[24 - 25]	n=11	0 (0%)	0 (0%)	0 (0%)	11 (100%)	0 (0%)	0	0	100%
Punctuation (100%)											
Commas (100%)											
5	C	[24 - 25]	n=11	0 (0%)	0 (0%)	11 (100%)	0 (0%)	0 (0%)	0	0	100%
15	B	[24 - 25]	n=11	0 (0%)	11 (100%)	0 (0%)	0 (0%)	0 (0%)	0	0	100%
31	B	[24 - 25]	n=11	0 (0%)	11 (100%)	0 (0%)	0 (0%)	0 (0%)	0	0	100%
No Change (98%)											
1	A	[24 - 25]	n=11	11 (100%)	0 (0%)	0 (0%)	0 (0%)	0 (0%)	0	0	100%
4	F	[24 - 25]	n=11	10 (91%)	1 (9%)	0 (0%)	0 (0%)	0 (0%)	0	0	91%
17	A	[24 - 25]	n=11	11 (100%)	0 (0%)	0 (0%)	0 (0%)	0 (0%)	0	0	100%
24	F	[24 - 25]	n=11	11 (100%)	0 (0%)	0 (0%)	0 (0%)	0 (0%)	0	0	100%
29	A	[24 - 25]	n=11	11 (100%)	0 (0%)	0 (0%)	0 (0%)	0 (0%)	0	0	100%
Rhetorical Skills (96%)											
Strategy (97%)											

Explore Formative Connection Report

Item	Ans	LMH	N=	A/F	B/G	C/H	D/J	E/K	Omit	Error	% Correct (without omits and errors)
Approp. Suppor. Mat. (97%)											
16	J	[24 - 25]	n=11	1 (9%)	0 (0%)	0 (0%)	10 (91%)	0 (0%)	0	0	91%
20	J	[24 - 25]	n=11	0 (0%)	0 (0%)	0 (0%)	11 (100%)	0 (0%)	0	0	100%
40	F	[24 - 25]	n=11	11 (100%)	0 (0%)	0 (0%)	0 (0%)	0 (0%)	0	0	100%
Eff. Trans. Sent. (100%)											
8	G	[24 - 25]	n=11	0 (0%)	11 (100%)	0 (0%)	0 (0%)	0 (0%)	0	0	100%
10	G	[24 - 25]	n=11	0 (0%)	11 (100%)	0 (0%)	0 (0%)	0 (0%)	0	0	100%
33	A	[24 - 25]	n=11	11 (100%)	0 (0%)	0 (0%)	0 (0%)	0 (0%)	0	0	100%
Main Idea (91%)											
30	H	[24 - 25]	n=11	0 (0%)	1 (9%)	10 (91%)	0 (0%)	0 (0%)	0	0	91%
Org. (89%)											
Sent.-Lev. Struct. (89%)											
7	D	[24 - 25]	n=11	0 (0%)	1 (9%)	1 (9%)	9 (82%)	0 (0%)	0	0	82%
19	A	[24 - 25]	n=11	10 (91%)	0 (0%)	1 (9%)	0 (0%)	0 (0%)	0	0	91%
22	J	[24 - 25]	n=11	0 (0%)	2 (18%)	0 (0%)	9 (82%)	0 (0%)	0	0	82%
32	J	[24 - 25]	n=11	0 (0%)	0 (0%)	0 (0%)	11 (100%)	0 (0%)	0	0	100%
Style (100%)											
Conciseness (100%)											
14	J	[24 - 25]	n=11	0 (0%)	0 (0%)	0 (0%)	11 (100%)	0 (0%)	0	0	100%
18	G	[24 - 25]	n=11	0 (0%)	11 (100%)	0 (0%)	0 (0%)	0 (0%)	0	0	100%
Idiomatic Expr. (100%)											
23	C	[24 - 25]	n=11	0 (0%)	0 (0%)	11 (100%)	0 (0%)	0 (0%)	0	0	100%
No Change (100%)											
38	F	[24 - 25]	n=11	11 (100%)	0 (0%)	0 (0%)	0 (0%)	0 (0%)	0	0	100%

This score report was generated by Cambridge Educational Services, Inc. using an ACT, Inc. Sample/Practice exam. This report is not approved, endorsed, or authorized by ACT, Inc. and should not be viewed or used as such. ACT®, PLAN®, EXPLORE®, WorkKeys®, and College Readiness Standards™ are registered trademarks of ACT, Inc., which is not affiliated with Cambridge Educational Services, Inc.

Explore Formative Connection Report

Item	Ans	LMH	N=	A/F	B/G	C/H	D/J	E/K	Omit	Error	% Correct (without omits and errors)
Mathematics - 30 items - Score Range 1-15 (52%)											
Arith. (50%)											
Simple Manip. (70%)											
1	D	[1 - 15]	n=348	3 (1%)	0 (0%)	5 (1%)	335 (96%)	2 (1%)	3	0	97%
2	H	[1 - 15]	n=348	3 (1%)	12 (3%)	322 (93%)	4 (1%)	3 (1%)	4	0	94%
20	F	[1 - 15]	n=348	56 (16%)	16 (5%)	11 (3%)	10 (3%)	243 (70%)	12	0	17%
Complic. Arith. App. (52%)											
4	G	[1 - 15]	n=348	2 (1%)	303 (87%)	3 (1%)	2 (1%)	34 (10%)	4	0	88%
10	K	[1 - 15]	n=348	28 (8%)	74 (21%)	40 (11%)	52 (15%)	146 (42%)	8	0	43%
11	C	[1 - 15]	n=348	71 (20%)	31 (9%)	178 (51%)	36 (10%)	26 (7%)	6	0	52%
14	H	[1 - 15]	n=348	57 (16%)	42 (12%)	128 (37%)	89 (26%)	22 (6%)	10	0	38%
22	K	[1 - 15]	n=348	24 (7%)	39 (11%)	89 (26%)	43 (12%)	121 (35%)	32	0	38%
Common Arith. (24%)											
Prop. of Numbers (28%)											
21	C	[1 - 15]	n=348	132 (38%)	55 (16%)	92 (26%)	26 (7%)	19 (5%)	21	3	28%
Percents (22%)											
16	G	[1 - 15]	n=348	96 (28%)	80 (23%)	81 (23%)	14 (4%)	69 (20%)	8	0	24%
25	D	[1 - 15]	n=348	32 (9%)	70 (20%)	82 (24%)	57 (16%)	32 (9%)	74	1	21%
Alg. (55%)											
Manip. Alg. Expr. (13%)											
Creating Alg. Expr. (13%)											
26	K	[1 - 15]	n=348	76 (22%)	70 (20%)	56 (16%)	27 (8%)	34 (10%)	85	0	13%
Solving Eq. w/1 Var. (66%)											
Simple Eq. (66%)											
6	F	[1 - 15]	n=348	258 (74%)	33 (9%)	28 (8%)	12 (3%)	12 (3%)	4	1	75%
7	B	[1 - 15]	n=348	7 (2%)	298 (86%)	14 (4%)	14 (4%)	9 (3%)	6	0	87%
15	B	[1 - 15]	n=348	33 (9%)	218 (63%)	42 (12%)	20 (6%)	29 (8%)	6	0	64%
29	A	[1 - 15]	n=348	71 (20%)	40 (11%)	41 (12%)	44 (13%)	49 (14%)	103	0	29%
Alg. Functions (38%)											
Functions as Models (38%)											
28	J	[1 - 15]	n=348	28 (8%)	48 (14%)	34 (10%)	93 (27%)	45 (13%)	100	0	38%
Geo. (55%)											
Lines & Angles (58%)											
5	D	[1 - 15]	n=348	7 (2%)	5 (1%)	29 (8%)	267 (77%)	37 (11%)	3	0	77%
9	C	[1 - 15]	n=348	29 (8%)	23 (7%)	274 (79%)	12 (3%)	6 (2%)	4	0	80%
23	E	[1 - 15]	n=348	44 (13%)	34 (10%)	49 (14%)	73 (21%)	107 (31%)	41	0	35%
30	F	[1 - 15]	n=348	62 (18%)	35 (10%)	58 (17%)	47 (14%)	35 (10%)	110	1	26%
Tri. (71%)											
Working w/Tri. (71%)											
8	F	[1 - 15]	n=348	242 (70%)	52 (15%)	20 (6%)	17 (5%)	12 (3%)	5	0	71%
Rectangles & Squares (61%)											
12	G	[1 - 15]	n=348	80 (23%)	207 (59%)	18 (5%)	15 (4%)	22 (6%)	6	0	61%
Complex Figures (34%)											

Explore Formative Connection Report

Item	Ans	LMH	N=	A/F	B/G	C/H	D/J	E/K	Omit	Error	% Correct (without omits and errors)
19	C	[1 - 15]	n=348	67 (19%)	92 (26%)	111 (32%)	51 (15%)	7 (2%)	20	0	34%
Geo. (40%)											
! 27	B	[1 - 15]	n=348	27 (8%)	103 (30%)	44 (13%)	68 (20%)	14 (4%)	92	0	40%
Stats. & Prob. (47%)											
Averages (32%)											
18	G	[1 - 15]	n=348	40 (11%)	121 (35%)	57 (16%)	37 (11%)	84 (24%)	8	1	36%
24	F	[1 - 15]	n=348	80 (23%)	50 (14%)	50 (14%)	35 (10%)	81 (23%)	52	0	27%
Prob. (72%)											
! 17	D	[1 - 15]	n=348	34 (10%)	10 (3%)	40 (11%)	244 (70%)	13 (4%)	7	0	72%
Data Representation (49%)											
Tables (Matrices) (49%)											
! 3	C	[1 - 15]	n=348	31 (9%)	9 (3%)	233 (67%)	15 (4%)	54 (16%)	6	0	68%
13	E	[1 - 15]	n=348	36 (10%)	60 (17%)	47 (14%)	97 (28%)	104 (30%)	4	0	30%

This score report was generated by Cambridge Educational Services, Inc. using an ACT, Inc. Sample/Practice exam. This report is not approved, endorsed, or authorized by ACT, Inc. and should not be viewed or used as such. ACT®, PLAN®, EXPLORE®, WorkKeys®, and College Readiness Standards™ are registered trademarks of ACT, Inc., which is not affiliated with Cambridge Educational Services, Inc.

Explore Formative Connection Report

Item	Ans	LMH	N=	A/F	B/G	C/H	D/J	E/K	Omit	Error	% Correct (without omits and errors)
Mathematics - 30 items - Score Range 16-23 (80%)											
Arith. (76%)											
Simple Manip. (79%)											
1	D	[16 - 23]	n=186	2 (1%)	1 (1%)	1 (1%)	182 (98%)	0 (0%)	0	0	98%
2	H	[16 - 23]	n=186	0 (0%)	6 (3%)	180 (97%)	0 (0%)	0 (0%)	0	0	97%
20	F	[16 - 23]	n=186	80 (43%)	5 (3%)	0 (0%)	2 (1%)	99 (53%)	0	0	43%
Complic. Arith. App. (83%)											
4	G	[16 - 23]	n=186	0 (0%)	185 (99%)	1 (1%)	0 (0%)	0 (0%)	0	0	99%
10	K	[16 - 23]	n=186	18 (10%)	8 (4%)	10 (5%)	6 (3%)	144 (77%)	0	0	77%
11	C	[16 - 23]	n=186	25 (13%)	2 (1%)	154 (83%)	1 (1%)	3 (2%)	1	0	83%
14	H	[16 - 23]	n=186	8 (4%)	8 (4%)	149 (80%)	19 (10%)	1 (1%)	1	0	81%
22	K	[16 - 23]	n=186	3 (2%)	4 (2%)	36 (19%)	5 (3%)	138 (74%)	0	0	74%
Common Arith. (63%)											
Prop. of Numbers (62%)											
21	C	[16 - 23]	n=186	50 (27%)	7 (4%)	116 (62%)	3 (2%)	10 (5%)	0	0	62%
Percents (63%)											
16	G	[16 - 23]	n=186	31 (17%)	110 (59%)	28 (15%)	2 (1%)	15 (8%)	0	0	59%
25	D	[16 - 23]	n=186	10 (5%)	14 (8%)	30 (16%)	119 (64%)	7 (4%)	6	0	66%
Alg. (82%)											
Manip. Alg. Expr. (52%)											
Creating Alg. Expr. (52%)											
26	K	[16 - 23]	n=186	24 (13%)	33 (18%)	20 (11%)	10 (5%)	95 (51%)	4	0	52%
Solving Eq. w/1 Var. (89%)											
Simple Eq. (89%)											
6	F	[16 - 23]	n=186	176 (95%)	2 (1%)	7 (4%)	1 (1%)	0 (0%)	0	0	95%
7	B	[16 - 23]	n=186	1 (1%)	183 (98%)	1 (1%)	0 (0%)	0 (0%)	1	0	99%
15	B	[16 - 23]	n=186	8 (4%)	171 (92%)	2 (1%)	4 (2%)	1 (1%)	0	0	92%
29	A	[16 - 23]	n=186	120 (65%)	19 (10%)	10 (5%)	5 (3%)	20 (11%)	12	0	69%
Alg. Functions (83%)											
Functions as Models (83%)											
28	J	[16 - 23]	n=186	4 (2%)	9 (5%)	11 (6%)	146 (78%)	6 (3%)	10	0	83%
Geo. (83%)											
Lines & Angles (81%)											
5	D	[16 - 23]	n=186	0 (0%)	2 (1%)	11 (6%)	170 (91%)	2 (1%)	1	0	92%
9	C	[16 - 23]	n=186	8 (4%)	19 (10%)	158 (85%)	0 (0%)	1 (1%)	0	0	85%
23	E	[16 - 23]	n=186	13 (7%)	5 (3%)	2 (1%)	7 (4%)	159 (85%)	0	0	85%
30	F	[16 - 23]	n=186	100 (54%)	21 (11%)	26 (14%)	10 (5%)	13 (7%)	16	0	59%
Tri. (92%)											
Working w/Tri. (92%)											
8	F	[16 - 23]	n=186	170 (91%)	4 (2%)	1 (1%)	8 (4%)	2 (1%)	1	0	92%
Rectangles & Squares (92%)											
12	G	[16 - 23]	n=186	7 (4%)	171 (92%)	1 (1%)	1 (1%)	5 (3%)	0	1	92%
Complex Figures (74%)											

Explore Formative Connection Report

Item	Ans	LMH	N=	A/F	B/G	C/H	D/J	E/K	Omit	Error	% Correct (without omits and errors)
! 19	C	[16 - 23]	n=186	10 (5%)	30 (16%)	137 (74%)	8 (4%)	1 (1%)	0	0	74%
Geo. (82%)											
! 27	B	[16 - 23]	n=186	7 (4%)	148 (80%)	10 (5%)	11 (6%)	4 (2%)	6	0	82%
Stats. & Prob. (81%)											
Averages (73%)											
! 18	G	[16 - 23]	n=186	6 (3%)	156 (84%)	13 (7%)	5 (3%)	6 (3%)	0	0	84%
24	F	[16 - 23]	n=186	115 (62%)	16 (9%)	15 (8%)	16 (9%)	23 (12%)	1	0	62%
Prob. (96%)											
17	D	[16 - 23]	n=186	1 (1%)	0 (0%)	5 (3%)	179 (96%)	1 (1%)	0	0	96%
Data Representation (82%)											
Tables (Matrices) (82%)											
3	C	[16 - 23]	n=186	3 (2%)	2 (1%)	174 (94%)	2 (1%)	5 (3%)	0	0	94%
! 13	E	[16 - 23]	n=186	3 (2%)	11 (6%)	3 (2%)	39 (21%)	130 (70%)	0	0	70%

This score report was generated by Cambridge Educational Services, Inc. using an ACT, Inc. Sample/Practice exam. This report is not approved, endorsed, or authorized by ACT, Inc. and should not be viewed or used as such. ACT®, PLAN®, EXPLORE®, WorkKeys®, and College Readiness Standards™ are registered trademarks of ACT, Inc., which is not affiliated with Cambridge Educational Services, Inc.

Explore Formative Connection Report

Item	Ans	LMH	N=	A/F	B/G	C/H	D/J	E/K	Omit	Error	% Correct (without omits and errors)
Mathematics - 30 items - Score Range 24+ (97%)											
Arith. (95%)											
Simple Manip. (93%)											
1	D	[24 - 25]	n=14	0 (0%)	0 (0%)	0 (0%)	14 (100%)	0 (0%)	0	0	100%
2	H	[24 - 25]	n=14	0 (0%)	0 (0%)	14 (100%)	0 (0%)	0 (0%)	0	0	100%
! 20	F	[24 - 25]	n=14	11 (79%)	0 (0%)	0 (0%)	0 (0%)	3 (21%)	0	0	79%
Complic. Arith. App. (99%)											
4	G	[24 - 25]	n=14	0 (0%)	14 (100%)	0 (0%)	0 (0%)	0 (0%)	0	0	100%
10	K	[24 - 25]	n=14	0 (0%)	0 (0%)	0 (0%)	0 (0%)	14 (100%)	0	0	100%
! 11	C	[24 - 25]	n=14	1 (7%)	0 (0%)	13 (93%)	0 (0%)	0 (0%)	0	0	93%
14	H	[24 - 25]	n=14	0 (0%)	0 (0%)	14 (100%)	0 (0%)	0 (0%)	0	0	100%
22	K	[24 - 25]	n=14	0 (0%)	0 (0%)	0 (0%)	0 (0%)	14 (100%)	0	0	100%
Common Arith. (93%)											
Prop. of Numbers (86%)											
! 21	C	[24 - 25]	n=14	2 (14%)	0 (0%)	12 (86%)	0 (0%)	0 (0%)	0	0	86%
Percents (96%)											
16	G	[24 - 25]	n=14	0 (0%)	14 (100%)	0 (0%)	0 (0%)	0 (0%)	0	0	100%
! 25	D	[24 - 25]	n=14	0 (0%)	0 (0%)	0 (0%)	13 (93%)	1 (7%)	0	0	93%
Alg. (99%)											
Manip. Alg. Expr. (93%)											
Creating Alg. Expr. (93%)											
! 26	K	[24 - 25]	n=14	0 (0%)	1 (7%)	0 (0%)	0 (0%)	13 (93%)	0	0	93%
Solving Eq. w/1 Var. (100%)											
Simple Eq. (100%)											
6	F	[24 - 25]	n=14	14 (100%)	0 (0%)	0 (0%)	0 (0%)	0 (0%)	0	0	100%
7	B	[24 - 25]	n=14	0 (0%)	14 (100%)	0 (0%)	0 (0%)	0 (0%)	0	0	100%
15	B	[24 - 25]	n=14	0 (0%)	14 (100%)	0 (0%)	0 (0%)	0 (0%)	0	0	100%
29	A	[24 - 25]	n=14	14 (100%)	0 (0%)	0 (0%)	0 (0%)	0 (0%)	0	0	100%
Alg. Functions (100%)											
Functions as Models (100%)											
28	J	[24 - 25]	n=14	0 (0%)	0 (0%)	0 (0%)	14 (100%)	0 (0%)	0	0	100%
Geo. (96%)											
Lines & Angles (95%)											
5	D	[24 - 25]	n=14	0 (0%)	0 (0%)	0 (0%)	14 (100%)	0 (0%)	0	0	100%
! 9	C	[24 - 25]	n=14	0 (0%)	2 (14%)	12 (86%)	0 (0%)	0 (0%)	0	0	86%
23	E	[24 - 25]	n=14	0 (0%)	0 (0%)	0 (0%)	0 (0%)	14 (100%)	0	0	100%
! 30	F	[24 - 25]	n=14	13 (93%)	0 (0%)	1 (7%)	0 (0%)	0 (0%)	0	0	93%
Tri. (93%)											
Working w/Tri. (93%)											
! 8	F	[24 - 25]	n=14	13 (93%)	0 (0%)	0 (0%)	1 (7%)	0 (0%)	0	0	93%
Rectangles & Squares (100%)											
12	G	[24 - 25]	n=14	0 (0%)	14 (100%)	0 (0%)	0 (0%)	0 (0%)	0	0	100%
Complex Figures (93%)											

Explore Formative Connection Report

Item	Ans	LMH	N=	A/F	B/G	C/H	D/J	E/K	Omit	Error	% Correct (without omits and errors)
! 19	C	[24 - 25]	n=14	1 (7%)	0 (0%)	13 (93%)	0 (0%)	0 (0%)	0	0	93%
Geo. (100%)											
27	B	[24 - 25]	n=14	0 (0%)	14 (100%)	0 (0%)	0 (0%)	0 (0%)	0	0	100%
Stats. & Prob. (99%)											
Averages (100%)											
18	G	[24 - 25]	n=14	0 (0%)	14 (100%)	0 (0%)	0 (0%)	0 (0%)	0	0	100%
24	F	[24 - 25]	n=14	14 (100%)	0 (0%)	0 (0%)	0 (0%)	0 (0%)	0	0	100%
Prob. (100%)											
17	D	[24 - 25]	n=14	0 (0%)	0 (0%)	0 (0%)	14 (100%)	0 (0%)	0	0	100%
Data Representation (96%)											
Tables (Matrices) (96%)											
3	C	[24 - 25]	n=14	0 (0%)	0 (0%)	14 (100%)	0 (0%)	0 (0%)	0	0	100%
! 13	E	[24 - 25]	n=14	0 (0%)	1 (7%)	0 (0%)	0 (0%)	13 (93%)	0	0	93%

This score report was generated by Cambridge Educational Services, Inc. using an ACT, Inc. Sample/Practice exam. This report is not approved, endorsed, or authorized by ACT, Inc. and should not be viewed or used as such. ACT®, PLAN®, EXPLORE®, WorkKeys®, and College Readiness Standards™ are registered trademarks of ACT, Inc., which is not affiliated with Cambridge Educational Services, Inc.

Explore Formative Connection Report

Item	Ans	LMH	N=	A/F	B/G	C/H	D/J	E/K	Omit	Error	% Correct (without omits and errors)
Reading - 30 items - Score Range 1-15 (51%)											
Prose Fiction (55%)											
Explicit Detail (55%)											
1	C	[1 - 15]	n=395	40 (10%)	34 (9%)	278 (70%)	38 (10%)	0 (0%)	2	3	71%
2	J	[1 - 15]	n=395	65 (16%)	52 (13%)	24 (6%)	251 (64%)	0 (0%)	3	0	64%
4	H	[1 - 15]	n=395	28 (7%)	70 (18%)	228 (58%)	63 (16%)	0 (0%)	4	2	59%
5	D	[1 - 15]	n=395	50 (13%)	77 (19%)	45 (11%)	221 (56%)	0 (0%)	2	0	56%
7	A	[1 - 15]	n=395	176 (45%)	81 (21%)	88 (22%)	45 (11%)	0 (0%)	3	2	45%
9	D	[1 - 15]	n=395	87 (22%)	55 (14%)	108 (27%)	142 (36%)	0 (0%)	3	0	36%
Implied Idea (56%)											
3	B	[1 - 15]	n=395	20 (5%)	289 (73%)	36 (9%)	45 (11%)	0 (0%)	4	1	74%
6	F	[1 - 15]	n=395	242 (61%)	40 (10%)	69 (17%)	40 (10%)	0 (0%)	2	2	62%
8	F	[1 - 15]	n=395	162 (41%)	44 (11%)	71 (18%)	113 (29%)	0 (0%)	4	1	42%
10	H	[1 - 15]	n=395	74 (19%)	112 (28%)	178 (45%)	29 (7%)	0 (0%)	2	0	45%
Social Studies (47%)											
Main Idea (44%)											
15	C	[1 - 15]	n=395	107 (27%)	56 (14%)	169 (43%)	51 (13%)	0 (0%)	12	0	44%
Explicit Detail (47%)											
11	C	[1 - 15]	n=395	52 (13%)	18 (5%)	279 (71%)	42 (11%)	0 (0%)	3	1	71%
12	F	[1 - 15]	n=395	241 (61%)	76 (19%)	51 (13%)	23 (6%)	0 (0%)	4	0	62%
13	D	[1 - 15]	n=395	93 (24%)	56 (14%)	62 (16%)	176 (45%)	0 (0%)	8	0	45%
16	G	[1 - 15]	n=395	68 (17%)	210 (53%)	49 (12%)	56 (14%)	0 (0%)	10	2	55%
18	H	[1 - 15]	n=395	129 (33%)	35 (9%)	123 (31%)	86 (22%)	0 (0%)	22	0	33%
19	D	[1 - 15]	n=395	156 (39%)	30 (8%)	38 (10%)	142 (36%)	0 (0%)	28	1	39%
20	G	[1 - 15]	n=395	64 (16%)	85 (22%)	68 (17%)	143 (36%)	0 (0%)	35	0	24%
Vocabulary (48%)											
14	G	[1 - 15]	n=395	33 (8%)	184 (47%)	88 (22%)	80 (20%)	0 (0%)	10	0	48%
Implied Idea (47%)											
17	A	[1 - 15]	n=395	175 (44%)	48 (12%)	79 (20%)	74 (19%)	0 (0%)	18	1	47%
Humanities (51%)											
Explicit Detail (61%)											
21	D	[1 - 15]	n=395	32 (8%)	36 (9%)	43 (11%)	226 (57%)	0 (0%)	56	2	67%
22	G	[1 - 15]	n=395	30 (8%)	224 (57%)	42 (11%)	23 (6%)	0 (0%)	73	3	70%
23	A	[1 - 15]	n=395	217 (55%)	52 (13%)	24 (6%)	21 (5%)	0 (0%)	79	2	69%
24	H	[1 - 15]	n=395	32 (8%)	28 (7%)	211 (53%)	37 (9%)	0 (0%)	87	0	69%
26	J	[1 - 15]	n=395	39 (10%)	48 (12%)	65 (16%)	136 (34%)	0 (0%)	105	2	47%
29	A	[1 - 15]	n=395	100 (25%)	56 (14%)	71 (18%)	44 (11%)	0 (0%)	124	0	37%
Vocabulary (27%)											
30	G	[1 - 15]	n=395	36 (9%)	72 (18%)	123 (31%)	33 (8%)	0 (0%)	129	2	27%
Implied Idea (36%)											

Explore Formative Connection Report

Item	Ans	LMH	N=	A/F	B/G	C/H	D/J	E/K	Omit	Error	% Correct (without omits and errors)
↓ 25	C	[1 - 15]	n=395	46 (12%)	74 (19%)	137 (35%)	42 (11%)	0 (0%)	94	2	46%
27	C	[1 - 15]	n=395	61 (15%)	105 (27%)	67 (17%)	48 (12%)	0 (0%)	114	0	24%
↓ 28	H	[1 - 15]	n=395	48 (12%)	27 (7%)	107 (27%)	94 (24%)	0 (0%)	119	0	39%

This score report was generated by Cambridge Educational Services, Inc. using an ACT, Inc. Sample/Practice exam. This report is not approved, endorsed, or authorized by ACT, Inc. and should not be viewed or used as such. ACT®, PLAN®, EXPLORE®, WorkKeys®, and College Readiness Standards® are registered trademarks of ACT, Inc., which is not affiliated with Cambridge Educational Services, Inc.

Explore Formative Connection Report

Item	Ans	LMH	N=	A/F	B/G	C/H	D/J	E/K	Omit	Error	% Correct (without omits and errors)
Reading - 30 items - Score Range 16-23 (84%)											
Prose Fiction (85%)											
Explicit Detail (82%)											
1	C	[16 - 23]	n=135	1 (1%)	2 (1%)	127 (94%)	5 (4%)	0 (0%)	0	0	94%
2	J	[16 - 23]	n=135	8 (6%)	2 (1%)	0 (0%)	125 (93%)	0 (0%)	0	0	93%
4	H	[16 - 23]	n=135	1 (1%)	5 (4%)	117 (87%)	11 (8%)	0 (0%)	1	0	87%
5	D	[16 - 23]	n=135	1 (1%)	5 (4%)	3 (2%)	126 (93%)	0 (0%)	0	0	93%
7	A	[16 - 23]	n=135	98 (73%)	10 (7%)	23 (17%)	3 (2%)	0 (0%)	1	0	73%
9	D	[16 - 23]	n=135	39 (29%)	4 (3%)	19 (14%)	73 (54%)	0 (0%)	0	0	54%
Implied Idea (88%)											
3	B	[16 - 23]	n=135	0 (0%)	134 (99%)	1 (1%)	0 (0%)	0 (0%)	0	0	99%
6	F	[16 - 23]	n=135	124 (92%)	6 (4%)	2 (1%)	3 (2%)	0 (0%)	0	0	92%
8	F	[16 - 23]	n=135	105 (78%)	3 (2%)	13 (10%)	14 (10%)	0 (0%)	0	0	78%
10	H	[16 - 23]	n=135	8 (6%)	12 (9%)	112 (83%)	3 (2%)	0 (0%)	0	0	83%
Social Studies (82%)											
Main Idea (89%)											
15	C	[16 - 23]	n=135	9 (7%)	0 (0%)	120 (89%)	6 (4%)	0 (0%)	0	0	89%
Explicit Detail (80%)											
11	C	[16 - 23]	n=135	2 (1%)	0 (0%)	131 (97%)	2 (1%)	0 (0%)	0	0	97%
12	F	[16 - 23]	n=135	117 (87%)	12 (9%)	5 (4%)	0 (0%)	0 (0%)	1	0	87%
13	D	[16 - 23]	n=135	12 (9%)	4 (3%)	0 (0%)	119 (88%)	0 (0%)	0	0	88%
16	G	[16 - 23]	n=135	2 (1%)	125 (93%)	1 (1%)	7 (5%)	0 (0%)	0	0	93%
18	H	[16 - 23]	n=135	15 (11%)	0 (0%)	101 (75%)	19 (14%)	0 (0%)	0	0	75%
19	D	[16 - 23]	n=135	40 (30%)	1 (1%)	0 (0%)	93 (69%)	0 (0%)	1	0	69%
20	G	[16 - 23]	n=135	23 (17%)	70 (52%)	12 (9%)	30 (22%)	0 (0%)	0	0	52%
Vocabulary (75%)											
14	G	[16 - 23]	n=135	4 (3%)	101 (75%)	18 (13%)	12 (9%)	0 (0%)	0	0	75%
Implied Idea (90%)											
17	A	[16 - 23]	n=135	122 (90%)	2 (1%)	11 (8%)	0 (0%)	0 (0%)	0	0	90%
Humanities (87%)											
Explicit Detail (93%)											
21	D	[16 - 23]	n=135	1 (1%)	0 (0%)	1 (1%)	133 (99%)	0 (0%)	0	0	99%
22	G	[16 - 23]	n=135	0 (0%)	132 (98%)	2 (1%)	1 (1%)	0 (0%)	0	0	98%
23	A	[16 - 23]	n=135	132 (98%)	1 (1%)	0 (0%)	1 (1%)	0 (0%)	1	0	99%
24	H	[16 - 23]	n=135	0 (0%)	0 (0%)	132 (98%)	2 (1%)	0 (0%)	1	0	99%
26	J	[16 - 23]	n=135	5 (4%)	1 (1%)	4 (3%)	123 (91%)	0 (0%)	2	0	92%
29	A	[16 - 23]	n=135	94 (70%)	12 (9%)	17 (13%)	6 (4%)	0 (0%)	5	1	73%
Vocabulary (65%)											
30	G	[16 - 23]	n=135	6 (4%)	83 (61%)	31 (23%)	7 (5%)	0 (0%)	7	1	65%
Implied Idea (82%)											

Explore Formative Connection Report

Item	Ans	LMH	N=	A/F	B/G	C/H	D/J	E/K	Omit	Error	% Correct (without omits and errors)
! 25	C	[16 - 23]	n=135	3 (2%)	14 (10%)	111 (82%)	7 (5%)	0 (0%)	0	0	82%
! 27	C	[16 - 23]	n=135	12 (9%)	6 (4%)	101 (75%)	10 (7%)	0 (0%)	6	0	78%
! 28	H	[16 - 23]	n=135	1 (1%)	1 (1%)	109 (81%)	17 (13%)	0 (0%)	7	0	85%

This score report was generated by Cambridge Educational Services, Inc. using an ACT, Inc. Sample/Practice exam. This report is not approved, endorsed, or authorized by ACT, Inc. and should not be viewed or used as such. ACT®, PLAN®, EXPLORE®, WorkKeys®, and College Readiness Standards™ are registered trademarks of ACT, Inc., which is not affiliated with Cambridge Educational Services, Inc.

Explore Formative Connection Report

Item	Ans	LMH	N=	A/F	B/G	C/H	D/J	E/K	Omit	Error	% Correct (without omits and errors)
Reading - 30 items - Score Range 24+ (98%)											
Prose Fiction (97%)											
Explicit Detail (98%)											
1	C	[24 - 25]	n=18	0 (0%)	0 (0%)	18 (100%)	0 (0%)	0 (0%)	0	0	100%
2	J	[24 - 25]	n=18	0 (0%)	0 (0%)	0 (0%)	18 (100%)	0 (0%)	0	0	100%
4	H	[24 - 25]	n=18	0 (0%)	0 (0%)	18 (100%)	0 (0%)	0 (0%)	0	0	100%
5	D	[24 - 25]	n=18	0 (0%)	0 (0%)	0 (0%)	18 (100%)	0 (0%)	0	0	100%
7	A	[24 - 25]	n=18	18 (100%)	0 (0%)	0 (0%)	0 (0%)	0 (0%)	0	0	100%
9	D	[24 - 25]	n=18	2 (11%)	0 (0%)	0 (0%)	16 (89%)	0 (0%)	0	0	89%
Implied Idea (96%)											
3	B	[24 - 25]	n=18	0 (0%)	18 (100%)	0 (0%)	0 (0%)	0 (0%)	0	0	100%
6	F	[24 - 25]	n=18	17 (94%)	0 (0%)	0 (0%)	1 (6%)	0 (0%)	0	0	94%
8	F	[24 - 25]	n=18	18 (100%)	0 (0%)	0 (0%)	0 (0%)	0 (0%)	0	0	100%
10	H	[24 - 25]	n=18	1 (6%)	1 (6%)	16 (89%)	0 (0%)	0 (0%)	0	0	89%
Social Studies (98%)											
Main Idea (100%)											
15	C	[24 - 25]	n=18	0 (0%)	0 (0%)	18 (100%)	0 (0%)	0 (0%)	0	0	100%
Explicit Detail (98%)											
11	C	[24 - 25]	n=18	0 (0%)	0 (0%)	18 (100%)	0 (0%)	0 (0%)	0	0	100%
12	F	[24 - 25]	n=18	18 (100%)	0 (0%)	0 (0%)	0 (0%)	0 (0%)	0	0	100%
13	D	[24 - 25]	n=18	0 (0%)	0 (0%)	0 (0%)	18 (100%)	0 (0%)	0	0	100%
16	G	[24 - 25]	n=18	0 (0%)	18 (100%)	0 (0%)	0 (0%)	0 (0%)	0	0	100%
18	H	[24 - 25]	n=18	1 (6%)	1 (6%)	16 (89%)	0 (0%)	0 (0%)	0	0	89%
19	D	[24 - 25]	n=18	0 (0%)	0 (0%)	0 (0%)	18 (100%)	0 (0%)	0	0	100%
20	G	[24 - 25]	n=18	1 (6%)	17 (94%)	0 (0%)	0 (0%)	0 (0%)	0	0	94%
Vocabulary (100%)											
14	G	[24 - 25]	n=18	0 (0%)	18 (100%)	0 (0%)	0 (0%)	0 (0%)	0	0	100%
Implied Idea (94%)											
17	A	[24 - 25]	n=18	17 (94%)	0 (0%)	1 (6%)	0 (0%)	0 (0%)	0	0	94%
Humanities (99%)											
Explicit Detail (99%)											
21	D	[24 - 25]	n=18	0 (0%)	0 (0%)	0 (0%)	18 (100%)	0 (0%)	0	0	100%
22	G	[24 - 25]	n=18	0 (0%)	18 (100%)	0 (0%)	0 (0%)	0 (0%)	0	0	100%
23	A	[24 - 25]	n=18	18 (100%)	0 (0%)	0 (0%)	0 (0%)	0 (0%)	0	0	100%
24	H	[24 - 25]	n=18	0 (0%)	0 (0%)	18 (100%)	0 (0%)	0 (0%)	0	0	100%
26	J	[24 - 25]	n=18	0 (0%)	0 (0%)	0 (0%)	18 (100%)	0 (0%)	0	0	100%
29	A	[24 - 25]	n=18	17 (94%)	0 (0%)	1 (6%)	0 (0%)	0 (0%)	0	0	94%
Vocabulary (94%)											
30	G	[24 - 25]	n=18	0 (0%)	17 (94%)	1 (6%)	0 (0%)	0 (0%)	0	0	94%
Implied Idea (100%)											
25	C	[24 - 25]	n=18	0 (0%)	0 (0%)	18 (100%)	0 (0%)	0 (0%)	0	0	100%

Explore Formative Connection Report

Item	Ans	LMH	N=	A/F	B/G	C/H	D/J	E/K	Omit	Error	% Correct (without omits and errors)
27	C	[24 - 25]	n=18	0 (0%)	0 (0%)	18 (100%)	0 (0%)	0 (0%)	0	0	100%
28	H	[24 - 25]	n=18	0 (0%)	0 (0%)	18 (100%)	0 (0%)	0 (0%)	0	0	100%

This score report was generated by Cambridge Educational Services, Inc. using an ACT, Inc. Sample/Practice exam. This report is not approved, endorsed, or authorized by ACT, Inc. and should not be viewed or used as such. ACT®, PLAN®, EXPLORE®, WorkKeys®, and College Readiness Standards® are registered trademarks of ACT, Inc., which is not affiliated with Cambridge Educational Services, Inc.

Explore Formative Connection Report

Item	Ans	LMH	N=	A/F	B/G	C/H	D/J	E/K	Omit	Error	% Correct (without omits and errors)
Science - 28 items - Score Range 1-15 (42%)											
Data Representation (54%)											
Comprehension (61%)											
1	B	[1 - 15]	n=244	40 (16%)	158 (65%)	32 (13%)	11 (5%)	0 (0%)	2	1	66%
2	G	[1 - 15]	n=244	15 (6%)	162 (66%)	50 (20%)	15 (6%)	0 (0%)	2	0	67%
3	B	[1 - 15]	n=244	12 (5%)	141 (58%)	42 (17%)	46 (19%)	0 (0%)	3	0	59%
6	H	[1 - 15]	n=244	15 (6%)	63 (26%)	144 (59%)	20 (8%)	0 (0%)	2	0	60%
7	C	[1 - 15]	n=244	34 (14%)	25 (10%)	161 (66%)	21 (9%)	0 (0%)	3	0	67%
9	D	[1 - 15]	n=244	37 (15%)	15 (6%)	8 (3%)	181 (74%)	0 (0%)	3	0	75%
10	F	[1 - 15]	n=244	83 (34%)	85 (35%)	48 (20%)	24 (10%)	0 (0%)	3	1	35%
Analysis (45%)											
4	F	[1 - 15]	n=244	122 (50%)	24 (10%)	58 (24%)	37 (15%)	0 (0%)	3	0	51%
5	B	[1 - 15]	n=244	54 (22%)	118 (48%)	33 (14%)	37 (15%)	0 (0%)	2	0	49%
8	J	[1 - 15]	n=244	13 (5%)	31 (13%)	56 (23%)	141 (58%)	0 (0%)	3	0	59%
11	A	[1 - 15]	n=244	78 (32%)	58 (24%)	75 (31%)	30 (12%)	0 (0%)	3	0	32%
12	H	[1 - 15]	n=244	47 (19%)	69 (28%)	80 (33%)	44 (18%)	0 (0%)	4	0	33%
Research Summary (29%)											
Comprehension (39%)											
13	A	[1 - 15]	n=244	122 (50%)	27 (11%)	55 (23%)	33 (14%)	0 (0%)	6	1	51%
14	F	[1 - 15]	n=244	104 (43%)	44 (18%)	58 (24%)	30 (12%)	0 (0%)	7	1	44%
24	J	[1 - 15]	n=244	58 (24%)	44 (18%)	51 (21%)	29 (12%)	0 (0%)	62	0	16%
Analysis (24%)											
15	C	[1 - 15]	n=244	50 (20%)	53 (22%)	78 (32%)	55 (23%)	0 (0%)	8	0	33%
16	F	[1 - 15]	n=244	36 (15%)	89 (36%)	64 (26%)	41 (17%)	0 (0%)	13	1	16%
17	B	[1 - 15]	n=244	60 (25%)	65 (27%)	78 (32%)	23 (9%)	0 (0%)	17	1	29%
25	A	[1 - 15]	n=244	55 (23%)	49 (20%)	41 (17%)	30 (12%)	0 (0%)	68	1	31%
26	F	[1 - 15]	n=244	38 (16%)	54 (22%)	42 (17%)	39 (16%)	0 (0%)	71	0	22%
27	D	[1 - 15]	n=244	53 (22%)	51 (21%)	37 (15%)	28 (11%)	0 (0%)	74	1	17%
28	J	[1 - 15]	n=244	44 (18%)	40 (16%)	48 (20%)	30 (12%)	0 (0%)	80	2	19%
Conflicting Viewpts. (33%)											
Comprehension (40%)											
18	G	[1 - 15]	n=244	40 (16%)	103 (42%)	62 (25%)	13 (5%)	0 (0%)	25	1	47%
19	D	[1 - 15]	n=244	28 (11%)	36 (15%)	47 (19%)	106 (43%)	0 (0%)	27	0	49%
20	H	[1 - 15]	n=244	62 (25%)	68 (28%)	46 (19%)	34 (14%)	0 (0%)	32	2	22%
Analysis (26%)											
21	B	[1 - 15]	n=244	40 (16%)	81 (33%)	49 (20%)	34 (14%)	0 (0%)	39	1	40%
22	G	[1 - 15]	n=244	70 (29%)	40 (16%)	48 (20%)	47 (19%)	0 (0%)	39	0	20%
23	B	[1 - 15]	n=244	81 (33%)	38 (16%)	31 (13%)	54 (22%)	0 (0%)	40	0	19%

This score report was generated by Cambridge Educational Services, Inc. using an ACT, Inc. Sample/Practice exam. This report is not approved, endorsed, or authorized by ACT, Inc. and should not be viewed or used as such. ACT®, PLAN®, EXPLORE®, WorkKeys®, and College Readiness Standards™ are registered trademarks of ACT, Inc., which is not affiliated with Cambridge Educational Services, Inc.

Explore Formative Connection Report

Item	Ans	LMH	N=	A/F	B/G	C/H	D/J	E/K	Omit	Error	% Correct (without omits and errors)
Science - 28 items - Score Range 16-23 (73%)											
Data Representation (87%)											
Comprehension (89%)											
1	B	[16 - 23]	n=300	9 (3%)	273 (91%)	12 (4%)	3 (1%)	0 (0%)	1	2	92%
2	G	[16 - 23]	n=300	7 (2%)	270 (90%)	21 (7%)	1 (0%)	0 (0%)	1	0	90%
3	B	[16 - 23]	n=300	5 (2%)	268 (89%)	14 (5%)	13 (4%)	0 (0%)	0	0	89%
6	H	[16 - 23]	n=300	2 (1%)	42 (14%)	251 (84%)	5 (2%)	0 (0%)	0	0	84%
7	C	[16 - 23]	n=300	5 (2%)	2 (1%)	286 (95%)	5 (2%)	0 (0%)	1	1	96%
9	D	[16 - 23]	n=300	10 (3%)	1 (0%)	1 (0%)	288 (96%)	0 (0%)	0	0	96%
10	F	[16 - 23]	n=300	238 (79%)	27 (9%)	18 (6%)	17 (6%)	0 (0%)	0	0	79%
Analysis (83%)											
4	F	[16 - 23]	n=300	249 (83%)	5 (2%)	35 (12%)	8 (3%)	0 (0%)	3	0	84%
5	B	[16 - 23]	n=300	12 (4%)	266 (89%)	10 (3%)	11 (4%)	0 (0%)	1	0	89%
8	J	[16 - 23]	n=300	1 (0%)	4 (1%)	28 (9%)	266 (89%)	0 (0%)	1	0	89%
11	A	[16 - 23]	n=300	228 (76%)	17 (6%)	46 (15%)	9 (3%)	0 (0%)	0	0	76%
12	H	[16 - 23]	n=300	10 (3%)	24 (8%)	228 (76%)	35 (12%)	0 (0%)	2	1	77%
Research Summary (60%)											
Comprehension (74%)											
13	A	[16 - 23]	n=300	258 (86%)	9 (3%)	22 (7%)	8 (3%)	0 (0%)	2	1	87%
14	F	[16 - 23]	n=300	207 (69%)	36 (12%)	34 (11%)	22 (7%)	0 (0%)	1	0	69%
24	J	[16 - 23]	n=300	44 (15%)	34 (11%)	15 (5%)	179 (60%)	0 (0%)	27	1	66%
Analysis (53%)											
15	C	[16 - 23]	n=300	45 (15%)	35 (12%)	145 (48%)	73 (24%)	0 (0%)	2	0	49%
16	F	[16 - 23]	n=300	135 (45%)	71 (24%)	40 (13%)	51 (17%)	0 (0%)	3	0	45%
17	B	[16 - 23]	n=300	80 (27%)	139 (46%)	51 (17%)	28 (9%)	0 (0%)	1	1	47%
25	A	[16 - 23]	n=300	212 (71%)	11 (4%)	28 (9%)	23 (8%)	0 (0%)	26	0	77%
26	F	[16 - 23]	n=300	138 (46%)	52 (17%)	35 (12%)	38 (13%)	0 (0%)	36	1	52%
27	D	[16 - 23]	n=300	48 (16%)	35 (12%)	27 (9%)	150 (50%)	0 (0%)	39	1	58%
28	J	[16 - 23]	n=300	44 (15%)	43 (14%)	51 (17%)	118 (39%)	0 (0%)	44	0	46%
Conflicting Viewpts. (68%)											
Comprehension (78%)											
18	G	[16 - 23]	n=300	16 (5%)	254 (85%)	27 (9%)	3 (1%)	0 (0%)	0	0	85%
19	D	[16 - 23]	n=300	6 (2%)	10 (3%)	11 (4%)	273 (91%)	0 (0%)	0	0	91%
20	H	[16 - 23]	n=300	40 (13%)	51 (17%)	173 (58%)	35 (12%)	0 (0%)	1	0	58%
Analysis (57%)											
21	B	[16 - 23]	n=300	42 (14%)	218 (73%)	29 (10%)	7 (2%)	0 (0%)	4	0	74%
22	G	[16 - 23]	n=300	53 (18%)	158 (53%)	27 (9%)	57 (19%)	0 (0%)	5	0	54%
23	B	[16 - 23]	n=300	98 (33%)	128 (43%)	18 (6%)	44 (15%)	0 (0%)	9	3	44%

This score report was generated by Cambridge Educational Services, Inc. using an ACT, Inc. Sample/Practice exam. This report is not approved, endorsed, or authorized by ACT, Inc. and should not be viewed or used as such. ACT®, PLAN®, EXPLORE®, WorkKeys®, and College Readiness Standards™ are registered trademarks of ACT, Inc., which is not affiliated with Cambridge Educational Services, Inc.

Explore Formative Connection Report

Item	Ans	LMH	N=	A/F	B/G	C/H	D/J	E/K	Omit	Error	% Correct (without omits and errors)
Science - 28 items - Score Range 24+ (100%)											
Data Representation (100%)											
Comprehension (100%)											
1	B	[24 - 25]	n=4	0 (0%)	4 (100%)	0 (0%)	0 (0%)	0 (0%)	0	0	100%
2	G	[24 - 25]	n=4	0 (0%)	4 (100%)	0 (0%)	0 (0%)	0 (0%)	0	0	100%
3	B	[24 - 25]	n=4	0 (0%)	4 (100%)	0 (0%)	0 (0%)	0 (0%)	0	0	100%
6	H	[24 - 25]	n=4	0 (0%)	0 (0%)	4 (100%)	0 (0%)	0 (0%)	0	0	100%
7	C	[24 - 25]	n=4	0 (0%)	0 (0%)	4 (100%)	0 (0%)	0 (0%)	0	0	100%
9	D	[24 - 25]	n=4	0 (0%)	0 (0%)	0 (0%)	4 (100%)	0 (0%)	0	0	100%
10	F	[24 - 25]	n=4	4 (100%)	0 (0%)	0 (0%)	0 (0%)	0 (0%)	0	0	100%
Analysis (100%)											
4	F	[24 - 25]	n=4	4 (100%)	0 (0%)	0 (0%)	0 (0%)	0 (0%)	0	0	100%
5	B	[24 - 25]	n=4	0 (0%)	4 (100%)	0 (0%)	0 (0%)	0 (0%)	0	0	100%
8	J	[24 - 25]	n=4	0 (0%)	0 (0%)	0 (0%)	4 (100%)	0 (0%)	0	0	100%
11	A	[24 - 25]	n=4	4 (100%)	0 (0%)	0 (0%)	0 (0%)	0 (0%)	0	0	100%
12	H	[24 - 25]	n=4	0 (0%)	0 (0%)	4 (100%)	0 (0%)	0 (0%)	0	0	100%
Research Summary (100%)											
Comprehension (100%)											
13	A	[24 - 25]	n=4	4 (100%)	0 (0%)	0 (0%)	0 (0%)	0 (0%)	0	0	100%
14	F	[24 - 25]	n=4	4 (100%)	0 (0%)	0 (0%)	0 (0%)	0 (0%)	0	0	100%
24	J	[24 - 25]	n=4	0 (0%)	0 (0%)	0 (0%)	4 (100%)	0 (0%)	0	0	100%
Analysis (100%)											
15	C	[24 - 25]	n=4	0 (0%)	0 (0%)	4 (100%)	0 (0%)	0 (0%)	0	0	100%
16	F	[24 - 25]	n=4	4 (100%)	0 (0%)	0 (0%)	0 (0%)	0 (0%)	0	0	100%
17	B	[24 - 25]	n=4	0 (0%)	4 (100%)	0 (0%)	0 (0%)	0 (0%)	0	0	100%
25	A	[24 - 25]	n=4	4 (100%)	0 (0%)	0 (0%)	0 (0%)	0 (0%)	0	0	100%
26	F	[24 - 25]	n=4	4 (100%)	0 (0%)	0 (0%)	0 (0%)	0 (0%)	0	0	100%
27	D	[24 - 25]	n=4	0 (0%)	0 (0%)	0 (0%)	4 (100%)	0 (0%)	0	0	100%
28	J	[24 - 25]	n=4	0 (0%)	0 (0%)	0 (0%)	4 (100%)	0 (0%)	0	0	100%
Conflicting Viewpts. (100%)											
Comprehension (100%)											
18	G	[24 - 25]	n=4	0 (0%)	4 (100%)	0 (0%)	0 (0%)	0 (0%)	0	0	100%
19	D	[24 - 25]	n=4	0 (0%)	0 (0%)	0 (0%)	4 (100%)	0 (0%)	0	0	100%
20	H	[24 - 25]	n=4	0 (0%)	0 (0%)	4 (100%)	0 (0%)	0 (0%)	0	0	100%
Analysis (100%)											
21	B	[24 - 25]	n=4	0 (0%)	4 (100%)	0 (0%)	0 (0%)	0 (0%)	0	0	100%
22	G	[24 - 25]	n=4	0 (0%)	4 (100%)	0 (0%)	0 (0%)	0 (0%)	0	0	100%
23	B	[24 - 25]	n=4	0 (0%)	4 (100%)	0 (0%)	0 (0%)	0 (0%)	0	0	100%

This score report was generated by Cambridge Educational Services, Inc. using an ACT, Inc. Sample/Practice exam. This report is not approved, endorsed, or authorized by ACT, Inc. and should not be viewed or used as such. ACT®, PLAN®, EXPLORE®, WorkKeys®, and College Readiness Standards® are registered trademarks of ACT, Inc., which is not affiliated with Cambridge Educational Services, Inc.

Explore Formative Connection Report

Item	Ans	LMH	N=	A/F	B/G	C/H	D/J	E/K	Omit	Error	% Correct (without omits and errors)
English - Score Range 1-15 (56%)											
! 13	Pronoun Usage										
! 11	Adj. vs. Adv.										
! 39	Fragments										
! 26	Unintended Meanings										
! 5	Commas										
! 15	Commas										
! 17	No Change										
! 24	No Change										
! 29	No Change										
! 38	No Change										

This score report was generated by Cambridge Educational Services, Inc. using an ACT, Inc. Sample/Practice exam. This report is not approved, endorsed, or authorized by ACT, Inc. and should not be viewed or used as such. ACT®, PLAN®, EXPLORE®, WorkKeys®, and College Readiness Standards™ are registered trademarks of ACT, Inc., which is not affiliated with Cambridge Educational Services, Inc.

Explore Formative Connection Report

Item	Ans	LMH	N=	A/F	B/G	C/H	D/J	E/K	Omit	Error	% Correct (without omits and errors)
English - Score Range 16-23 (83%)											
! 12											
! 1											
! 4											
! 20											
! 40											
! 8											
! 19											
! 18											
! 23											
! 38											

This score report was generated by Cambridge Educational Services, Inc. using an ACT, Inc. Sample/Practice exam. This report is not approved, endorsed, or authorized by ACT, Inc. and should not be viewed or used as such. ACT®, PLAN®, EXPLORE®, WorkKeys®, and College Readiness Standards™ are registered trademarks of ACT, Inc., which is not affiliated with Cambridge Educational Services, Inc.

Explore Formative Connection Report

Item	Ans	LMH	N=	A/F	B/G	C/H	D/J	E/K	Omit	Error	% Correct (without omits and errors)
English - Score Range 24+ (97%)											
35											Verb Tense
3											Comma Splices
28											Fault. Parallelism
4											No Change
16											Approp. Suppor. Mat.
30											Main Idea
7											Sent.-Lev. Struct.
19											Sent.-Lev. Struct.
22											Sent.-Lev. Struct.

This score report was generated by Cambridge Educational Services, Inc. using an ACT, Inc. Sample/Practice exam. This report is not approved, endorsed, or authorized by ACT, Inc. and should not be viewed or used as such. ACT®, PLAN®, EXPLORE®, WorkKeys®, and College Readiness Standards™ are registered trademarks of ACT, Inc., which is not affiliated with Cambridge Educational Services, Inc.

Explore Formative Connection Report

Item	Ans	LMH	N=	A/F	B/G	C/H	D/J	E/K	Omit	Error	% Correct (without omits and errors)
Mathematics - Score Range 1-15 (52%)											
! 10											
! 11											
! 6											
! 15											
! 28											
! 8											
! 12											
! 27											
! 17											
! 3											

This score report was generated by Cambridge Educational Services, Inc. using an ACT, Inc. Sample/Practice exam. This report is not approved, endorsed, or authorized by ACT, Inc. and should not be viewed or used as such. ACT®, PLAN®, EXPLORE®, WorkKeys®, and College Readiness Standards™ are registered trademarks of ACT, Inc., which is not affiliated with Cambridge Educational Services, Inc.

Explore Formative Connection Report

Item	Ans	LMH	N=	A/F	B/G	C/H	D/J	E/K	Omit	Error	% Correct (without omits and errors)
Mathematics - Score Range 16-23 (80%)											
! 10											
! 11											
! 14											
! 22											
! 29											
! 9											
! 19											
! 27											
! 18											
! 13											

This score report was generated by Cambridge Educational Services, Inc. using an ACT, Inc. Sample/Practice exam. This report is not approved, endorsed, or authorized by ACT, Inc. and should not be viewed or used as such. ACT®, PLAN®, EXPLORE®, WorkKeys®, and College Readiness Standards™ are registered trademarks of ACT, Inc., which is not affiliated with Cambridge Educational Services, Inc.

Explore Formative Connection Report

Item	Ans	LMH	N=	A/F	B/G	C/H	D/J	E/K	Omit	Error	% Correct (without omits and errors)
------	-----	-----	----	-----	-----	-----	-----	-----	------	-------	--------------------------------------

Mathematics - Score Range 24+ (97%)

- ! 20 Simple Manip.
- ! 11 Complic. Arith. App.
- ! 21 Prop. of Numbers
- ! 25 Percents
- ! 26 Creating Alg. Expr.
- ! 9 Lines & Angles
- ! 30 Lines & Angles
- ! 8 Working w/Tri.
- ! 19 Complex Figures
- ! 13 Tables (Matrices)

This score report was generated by Cambridge Educational Services, Inc. using an ACT, Inc. Sample/Practice exam. This report is not approved, endorsed, or authorized by ACT, Inc. and should not be viewed or used as such. ACT®, PLAN®, EXPLORE®, WorkKeys®, and College Readiness Standards™ are registered trademarks of ACT, Inc., which is not affiliated with Cambridge Educational Services, Inc.

Explore Formative Connection Report

Item	Ans	LMH	N=	A/F	B/G	C/H	D/J	E/K	Omit	Error	% Correct (without omits and errors)
Reading - Score Range 1-15 (51%)											
↓ 1											
↓ 2											
↓ 4											
↓ 6											
↓ 11											
↓ 12											
↓ 16											
↓ 29											
↓ 25											
↓ 28											

This score report was generated by Cambridge Educational Services, Inc. using an ACT, Inc. Sample/Practice exam. This report is not approved, endorsed, or authorized by ACT, Inc. and should not be viewed or used as such. ACT®, PLAN®, EXPLORE®, WorkKeys®, and College Readiness Standards™ are registered trademarks of ACT, Inc., which is not affiliated with Cambridge Educational Services, Inc.

Explore Formative Connection Report

Item	Ans	LMH	N=	A/F	B/G	C/H	D/J	E/K	Omit	Error	% Correct (without omits and errors)
Reading - Score Range 16-23 (84%)											
↓ 4											
↓ 8											
↓ 10											
↓ 15											
↓ 12											
↓ 13											
↓ 14											
↓ 25											
↓ 27											
↓ 28											

This score report was generated by Cambridge Educational Services, Inc. using an ACT, Inc. Sample/Practice exam. This report is not approved, endorsed, or authorized by ACT, Inc. and should not be viewed or used as such. ACT®, PLAN®, EXPLORE®, WorkKeys®, and College Readiness Standards™ are registered trademarks of ACT, Inc., which is not affiliated with Cambridge Educational Services, Inc.

Explore Formative Connection Report

Item	Ans	LMH	N=	A/F	B/G	C/H	D/J	E/K	Omit	Error	% Correct (without omits and errors)
------	-----	-----	----	-----	-----	-----	-----	-----	------	-------	--------------------------------------

Reading - Score Range 24+ (98%)

- ↓ 9 Explicit Detail
- ↓ 6 Implied Idea
- ↓ 10 Implied Idea
- ↓ 18 Explicit Detail
- ↓ 20 Explicit Detail
- ↓ 17 Implied Idea
- ↓ 29 Explicit Detail
- ↓ 30 Vocabulary

This score report was generated by Cambridge Educational Services, Inc. using an ACT, Inc. Sample/Practice exam. This report is not approved, endorsed, or authorized by ACT, Inc. and should not be viewed or used as such. ACT®, PLAN®, EXPLORE®, WorkKeys®, and College Readiness Standards™ are registered trademarks of ACT, Inc., which is not affiliated with Cambridge Educational Services, Inc.

Explore Formative Connection Report

Item	Ans	LMH	N=	A/F	B/G	C/H	D/J	E/K	Omit	Error	% Correct (without omits and errors)
------	-----	-----	----	-----	-----	-----	-----	-----	------	-------	--------------------------------------

Science - Score Range 1-15 (42%)

- ↓ 3 Comprehension
- ↓ 4 Analysis
- ↓ 5 Analysis
- ↓ 8 Analysis
- ↓ 13 Comprehension
- ↓ 14 Comprehension
- ↓ 25 Analysis
- ↓ 18 Comprehension
- ↓ 19 Comprehension
- ↓ 21 Analysis

This score report was generated by Cambridge Educational Services, Inc. using an ACT, Inc. Sample/Practice exam. This report is not approved, endorsed, or authorized by ACT, Inc. and should not be viewed or used as such. ACT®, PLAN®, EXPLORE®, WorkKeys®, and College Readiness Standards™ are registered trademarks of ACT, Inc., which is not affiliated with Cambridge Educational Services, Inc.

Explore Formative Connection Report

Item	Ans	LMH	N=	A/F	B/G	C/H	D/J	E/K	Omit	Error	% Correct (without omits and errors)
Science - Score Range 16-23 (73%)											
↓ 6											
↓ 10											
↓ 11											
↓ 12											
↓ 14											
↓ 24											
↓ 26											
↓ 27											
↓ 20											
↓ 21											

This score report was generated by Cambridge Educational Services, Inc. using an ACT, Inc. Sample/Practice exam. This report is not approved, endorsed, or authorized by ACT, Inc. and should not be viewed or used as such. ACT®, PLAN®, EXPLORE®, WorkKeys®, and College Readiness Standards™ are registered trademarks of ACT, Inc., which is not affiliated with Cambridge Educational Services, Inc.

Explore Formative Connection Report

Item	Ans	LMH	N=	A/F	B/G	C/H	D/J	E/K	Omit	Error	% Correct (without omits and errors)
------	-----	-----	----	-----	-----	-----	-----	-----	------	-------	--------------------------------------

Science - Score Range 24+ (100%)

This score report was generated by Cambridge Educational Services, Inc. using an ACT, Inc. Sample/Practice exam. This report is not approved, endorsed, or authorized by ACT, Inc. and should not be viewed or used as such. ACT®, PLAN®, EXPLORE®, WorkKeys®, and College Readiness Standards™ are registered trademarks of ACT, Inc., which is not affiliated with Cambridge Educational Services, Inc.