

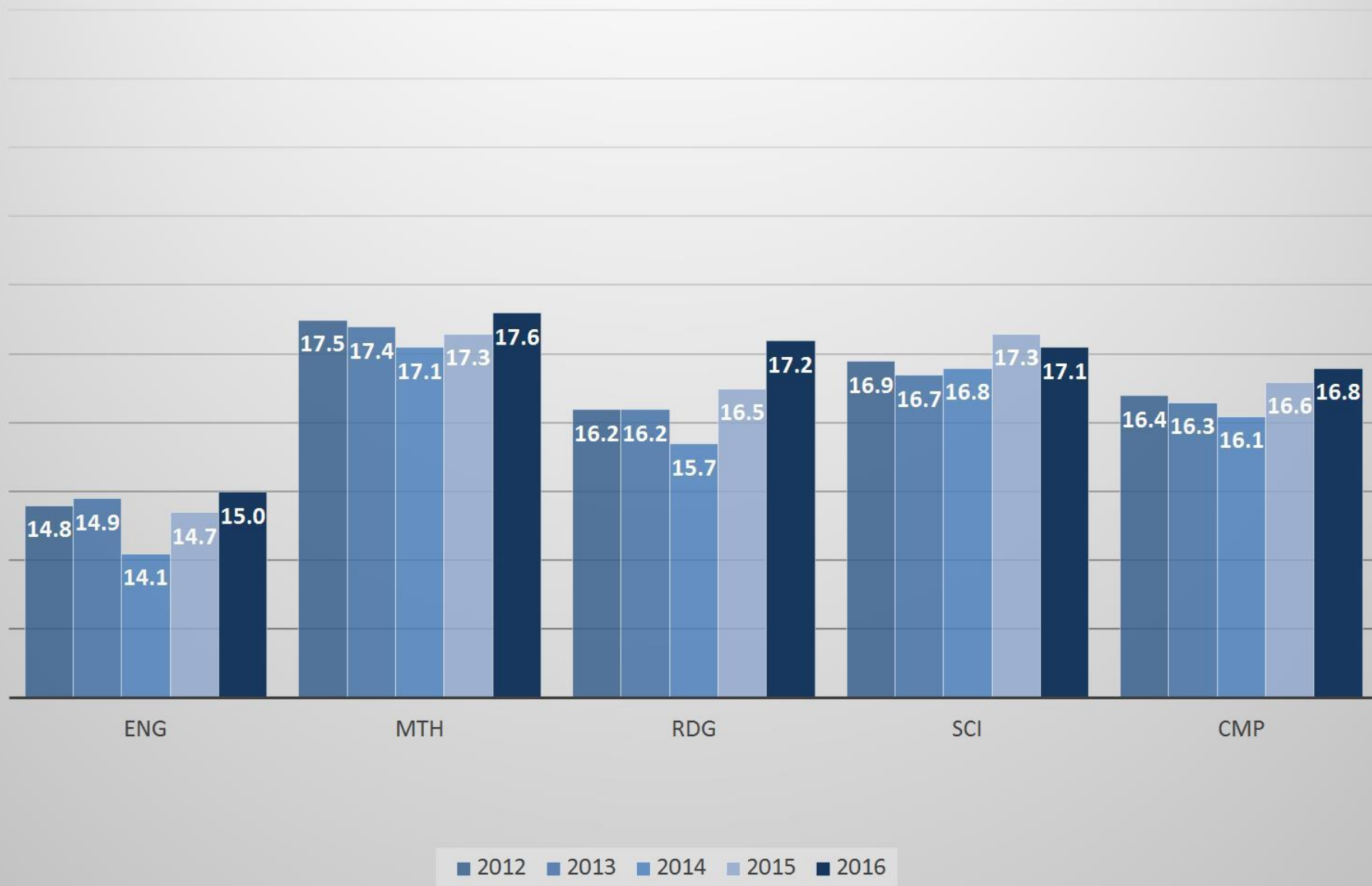
Retired ACT Results 2016 School Year



This test is administered annually to the Sophomore class in preparation for PARCC State and ACT testing.

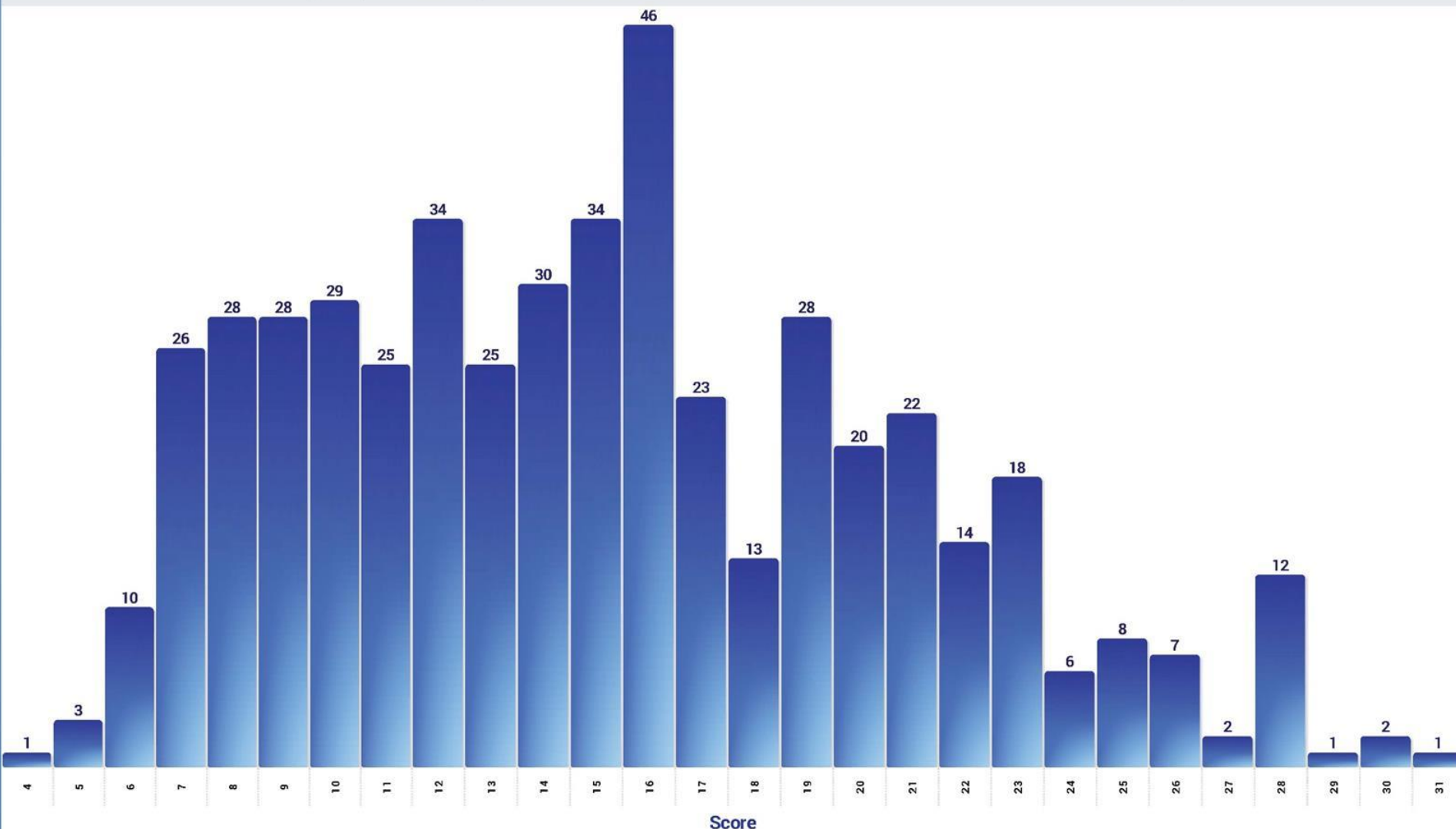
Junior ACT Test Results

Mean Scores by Subject and Year



ACT® Scaled Score Distribution

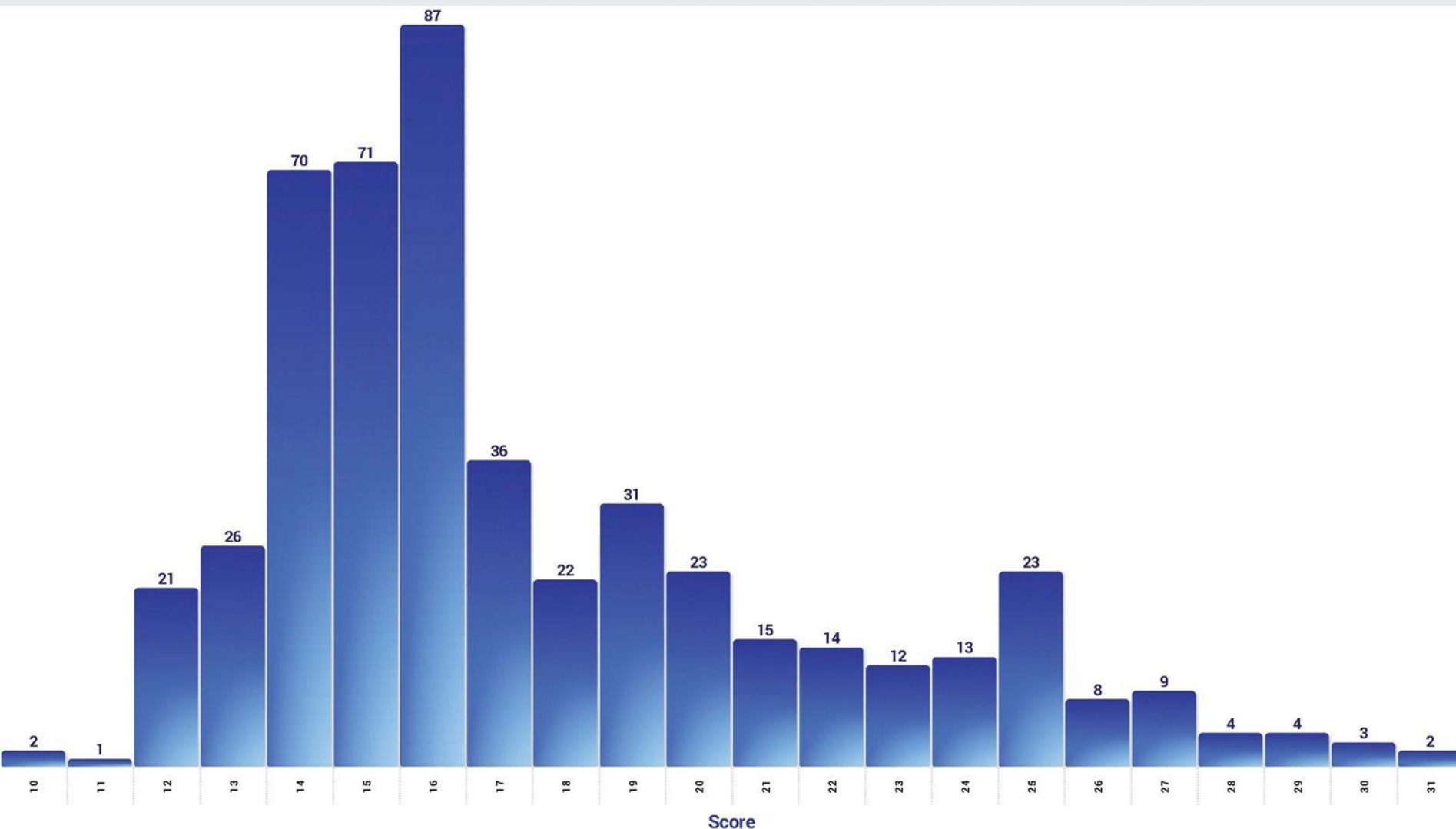
English (Each bar represents the total number of students who received the indicated score)



This score report was generated by Cambridge Educational Services, Inc. using an ACT, Inc. Sample/Practice exam. This report is not approved, endorsed, or authorized by ACT, Inc. and should not be viewed or used as such. ACT®, PLAN®, EXPLORE®, and WORKKEYS® are registered trademarks of ACT, Inc., which is not affiliated with Cambridge Educational Services, Inc.

ACT® Scaled Score Distribution

Mathematics (Each bar represents the total number of students who received the indicated score)

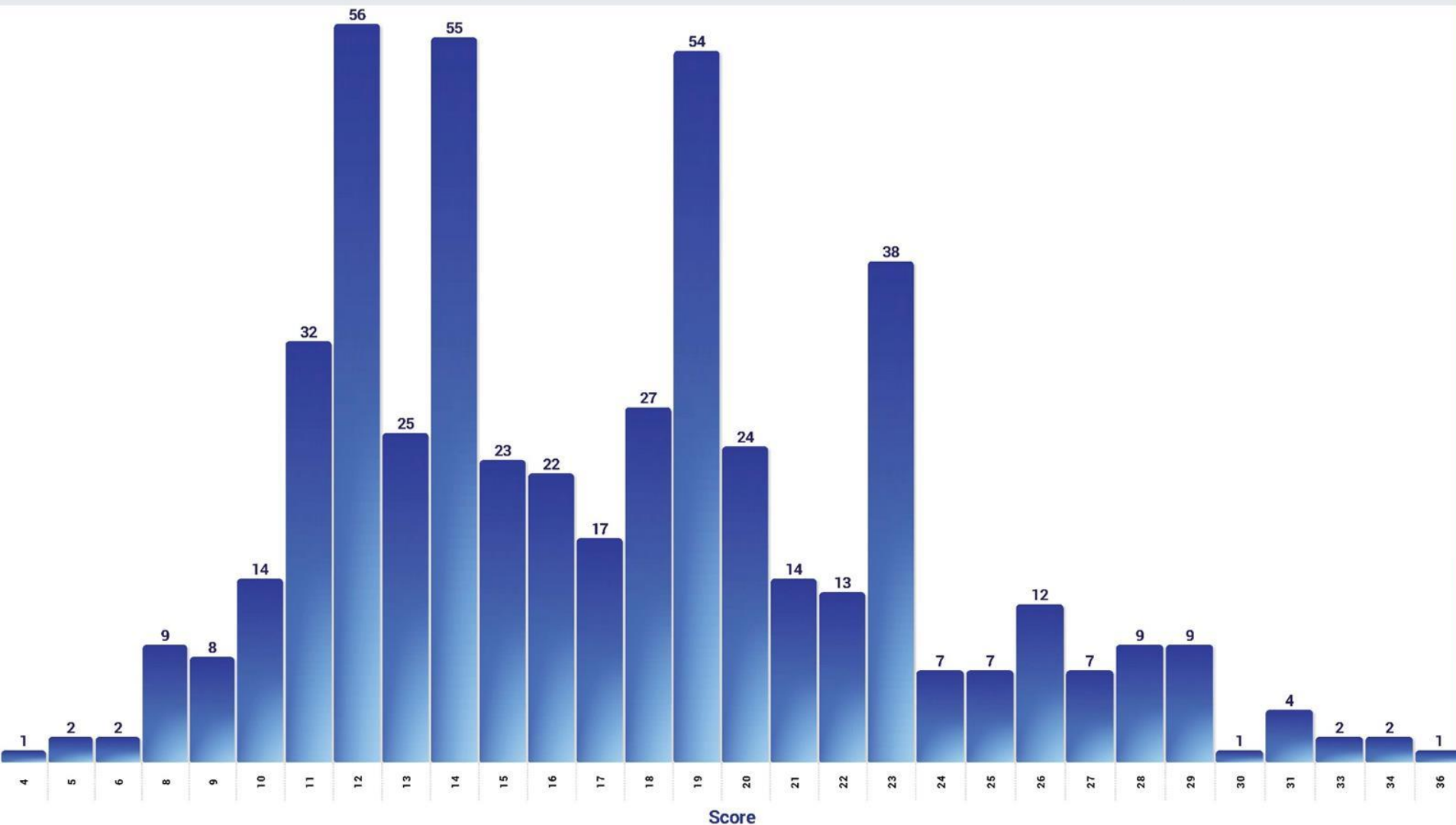


Score

This score report was generated by Cambridge Educational Services, Inc. using an ACT, Inc. Sample/Practice exam. This report is not approved, endorsed, or authorized by ACT, Inc. and should not be viewed or used as such. ACT®, PLAN®, EXPLORE®, and WORKKEYS® are registered trademarks of ACT, Inc., which is not affiliated with Cambridge Educational Services, Inc.

ACT® Scaled Score Distribution

Reading (Each bar represents the total number of students who received the indicated score)

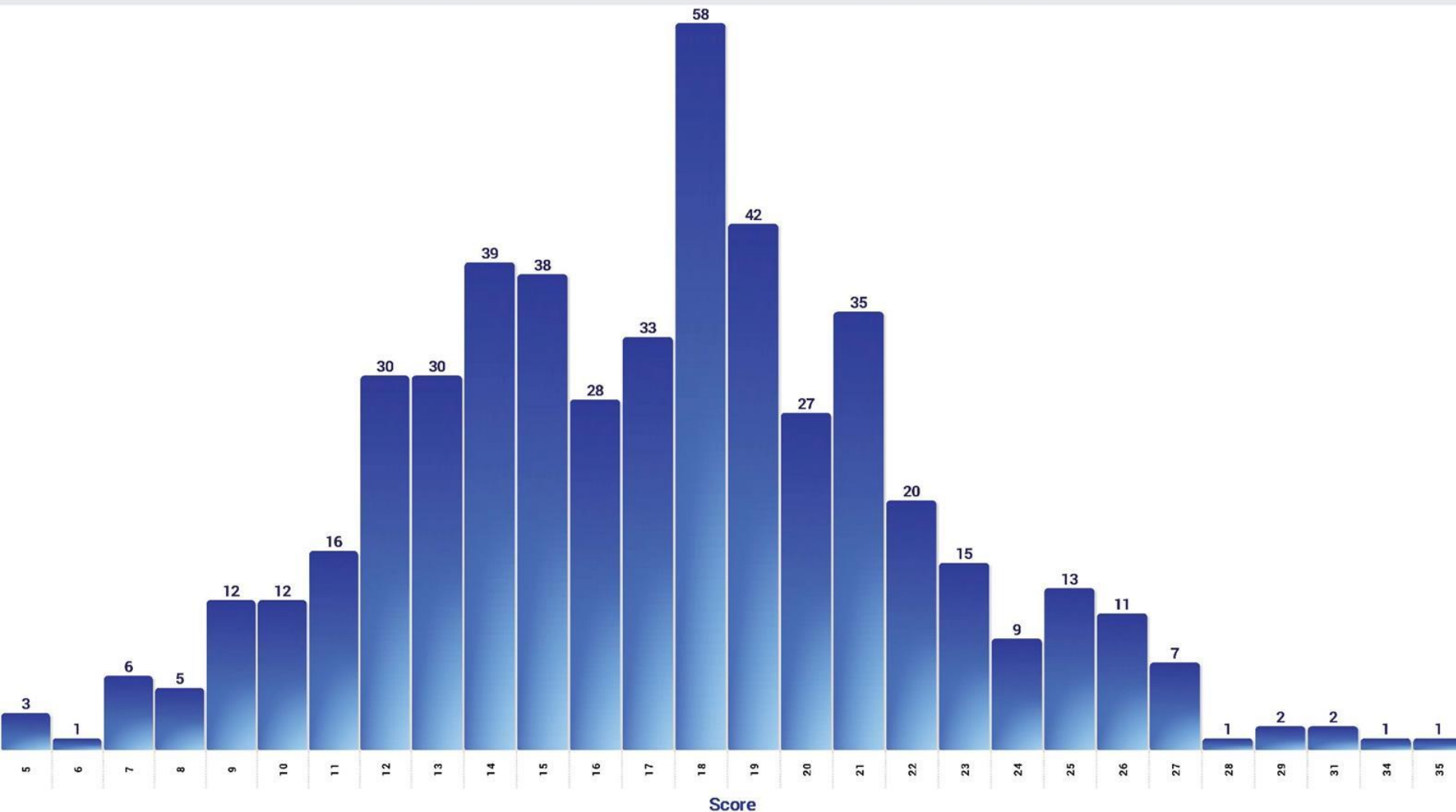


Score

This score report was generated by Cambridge Educational Services, Inc. using an ACT, Inc. Sample/Practice exam. This report is not approved, endorsed, or authorized by ACT, Inc. and should not be viewed or used as such. ACT®, PLAN®, EXPLORE®, and WORKKEYS® are registered trademarks of ACT, Inc., which is not affiliated with Cambridge Educational Services, Inc.

ACT® Scaled Score Distribution

Science (Each bar represents the total number of students who received the indicated score)

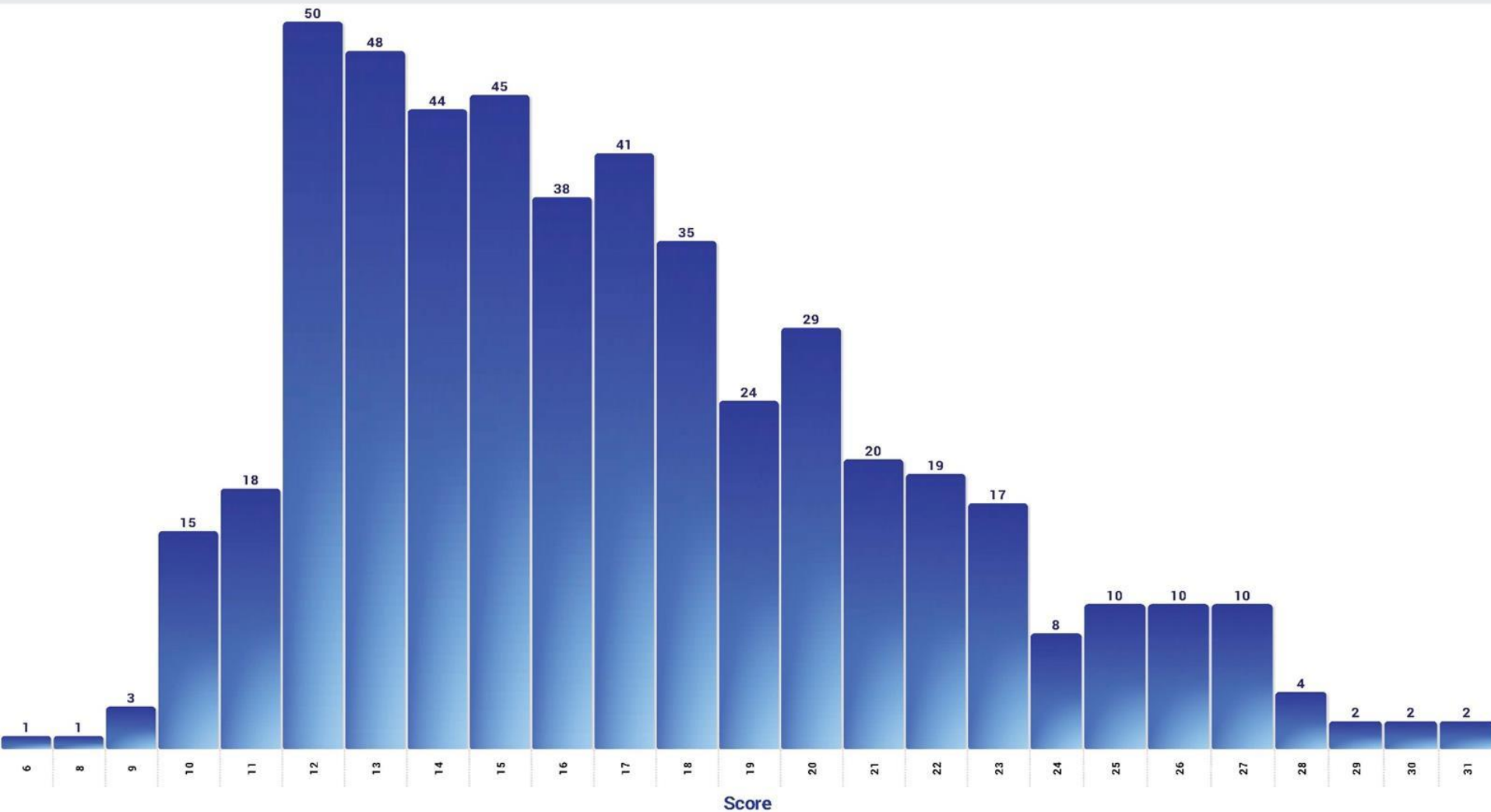


Score

This score report was generated by Cambridge Educational Services, Inc. using an ACT, Inc. Sample/Practice exam. This report is not approved, endorsed, or authorized by ACT, Inc. and should not be viewed or used as such. ACT®, PLAN®, EXPLORE®, and WORKKEYS® are registered trademarks of ACT, Inc., which is not affiliated with Cambridge Educational Services, Inc.

ACT® Scaled Score Distribution

Test Summary (Each bar represents the total number of students who received the indicated composite/aggregate score)








Score

This score report was generated by Cambridge Educational Services, Inc. using an ACT, Inc. Sample/Practice exam. This report is not approved, endorsed, or authorized by ACT, Inc. and should not be viewed or used as such. ACT®, PLAN®, EXPLORE®, and WORKKEYS® are registered trademarks of ACT, Inc., which is not affiliated with Cambridge Educational Services, Inc.

ACT®Formative Connection Report

Item	Ans	LMH	N=	A/F	B/G	C/H	D/J	E/K	Omit	Error	% Correct (without omits and errors)
English - 75 items - Score Range 1-15 (37%)											
Usage & Mechanics (38%)											
Grammar & Usage (31%)											
Sub-Verb Agreement (20%)											
70	G	[1 - 15]	n=274	77 (28%)	39 (14%)	52 (19%)	28 (10%)	0 (0%)	77	1	20%
Pronoun Usage (21%)											
72	F	[1 - 15]	n=274	40 (15%)	85 (31%)	40 (15%)	26 (9%)	0 (0%)	83	0	21%
Adj. vs. Adv. (44%)											
43	C	[1 - 15]	n=274	78 (28%)	52 (19%)	113 (41%)	11 (4%)	0 (0%)	20	0	44%
Nouns & Noun Clauses (13%)											
17	C	[1 - 15]	n=274	101 (37%)	108 (39%)	36 (13%)	27 (10%)	0 (0%)	2	0	13%
Verb Tense (35%)											
27	D	[1 - 15]	n=274	18 (7%)	106 (39%)	15 (5%)	132 (48%)	0 (0%)	3	0	49%
59	D	[1 - 15]	n=274	61 (22%)	79 (29%)	32 (12%)	50 (18%)	0 (0%)	51	1	23%
66	J	[1 - 15]	n=274	52 (19%)	47 (17%)	48 (18%)	62 (23%)	0 (0%)	65	0	30%
Seq. & Verb Tense (19%)											
53	B	[1 - 15]	n=274	55 (20%)	43 (16%)	28 (10%)	105 (38%)	0 (0%)	42	1	19%
Diction (34%)											
20	H	[1 - 15]	n=274	45 (16%)	52 (19%)	105 (38%)	68 (25%)	0 (0%)	3	1	39%
21	D	[1 - 15]	n=274	27 (10%)	76 (28%)	22 (8%)	148 (54%)	0 (0%)	1	0	54%
25	D	[1 - 15]	n=274	95 (35%)	16 (6%)	64 (23%)	92 (34%)	0 (0%)	5	2	34%
32	H	[1 - 15]	n=274	88 (32%)	46 (17%)	95 (35%)	41 (15%)	0 (0%)	4	0	35%
46	F	[1 - 15]	n=274	47 (17%)	91 (33%)	61 (22%)	49 (18%)	0 (0%)	26	0	19%
56	H	[1 - 15]	n=274	52 (19%)	44 (16%)	48 (18%)	87 (32%)	0 (0%)	43	0	21%
62	J	[1 - 15]	n=274	72 (26%)	56 (20%)	28 (10%)	61 (22%)	0 (0%)	56	1	28%
Sent. Struct. (39%)											
Run-on Sent. (25%)											
73	B	[1 - 15]	n=274	61 (22%)	48 (18%)	43 (16%)	37 (14%)	0 (0%)	85	0	25%
Comma Splices (35%)											
1	C	[1 - 15]	n=274	80 (29%)	12 (4%)	106 (39%)	72 (26%)	0 (0%)	1	3	39%
38	J	[1 - 15]	n=274	47 (17%)	43 (16%)	75 (27%)	97 (35%)	0 (0%)	12	0	37%
69	C	[1 - 15]	n=274	64 (23%)	45 (16%)	53 (19%)	36 (13%)	0 (0%)	75	1	27%
Fragments (48%)											
37	D	[1 - 15]	n=274	52 (19%)	36 (13%)	49 (18%)	127 (46%)	0 (0%)	10	0	48%
61	C	[1 - 15]	n=274	59 (22%)	33 (12%)	104 (38%)	22 (8%)	0 (0%)	56	0	48%
Coord. & Subord. (41%)											
65	B	[1 - 15]	n=274	58 (21%)	86 (31%)	37 (14%)	27 (10%)	0 (0%)	66	0	41%
Faul. Parallelism (46%)											
10	G	[1 - 15]	n=274	41 (15%)	102 (37%)	113 (41%)	15 (5%)	0 (0%)	3	0	38%
19	D	[1 - 15]	n=274	58 (21%)	56 (20%)	9 (3%)	149 (54%)	0 (0%)	1	1	55%
Misplaced Modifiers (35%)											
35	B	[1 - 15]	n=274	94 (34%)	109 (40%)	40 (15%)	23 (8%)	0 (0%)	8	0	41%
39	B	[1 - 15]	n=274	63 (23%)	73 (27%)	89 (32%)	36 (13%)	0 (0%)	12	1	28%
Punctuation (45%)											

ACT Formative Connection Report

Item	Ans	LMH	N=	A/F	B/G	C/H	D/J	E/K	Omit	Error	% Correct (without omits and errors)
 Commas (51%)											
3	B	[1 - 15]	n=274	17 (6%)	155 (57%)	26 (9%)	74 (27%)	0 (0%)	2	0	57%
23	C	[1 - 15]	n=274	100 (36%)	38 (14%)	123 (45%)	9 (3%)	0 (0%)	4	0	46%
58	H	[1 - 15]	n=274	29 (11%)	67 (24%)	114 (42%)	18 (7%)	0 (0%)	46	0	50%
 Colons (39%)											
6	H	[1 - 15]	n=274	34 (12%)	31 (11%)	144 (53%)	64 (23%)	0 (0%)	1	0	53%
74	G	[1 - 15]	n=274	68 (25%)	35 (13%)	55 (20%)	27 (10%)	0 (0%)	87	2	19%
Dashes (20%)											
13	C	[1 - 15]	n=274	72 (26%)	121 (44%)	55 (20%)	25 (9%)	0 (0%)	1	0	20%
 Apostrophes (52%)											
8	H	[1 - 15]	n=274	14 (5%)	34 (12%)	150 (55%)	72 (26%)	0 (0%)	4	0	56%
16	F	[1 - 15]	n=274	152 (55%)	39 (14%)	56 (20%)	26 (9%)	0 (0%)	1	0	56%
52	G	[1 - 15]	n=274	34 (12%)	100 (36%)	82 (30%)	20 (7%)	0 (0%)	38	0	42%
No Change (46%)											
28	F	[1 - 15]	n=274	100 (36%)	104 (38%)	30 (11%)	36 (13%)	0 (0%)	4	0	37%
42	F	[1 - 15]	n=274	90 (33%)	59 (22%)	92 (34%)	17 (6%)	0 (0%)	16	0	35%
48	F	[1 - 15]	n=274	158 (58%)	39 (14%)	25 (9%)	21 (8%)	0 (0%)	31	0	65%
49	A	[1 - 15]	n=274	144 (53%)	64 (23%)	18 (7%)	15 (5%)	0 (0%)	33	0	60%
54	F	[1 - 15]	n=274	83 (30%)	37 (14%)	44 (16%)	70 (26%)	0 (0%)	40	0	35%
Rhetorical Skills (36%)											
Strategy (35%)											
Approp. Suppor. Mat. (36%)											
2	H	[1 - 15]	n=274	103 (38%)	40 (15%)	101 (37%)	26 (9%)	0 (0%)	3	1	37%
12	F	[1 - 15]	n=274	138 (50%)	47 (17%)	46 (17%)	42 (15%)	0 (0%)	1	0	51%
18	F	[1 - 15]	n=274	114 (42%)	80 (29%)	32 (12%)	44 (16%)	0 (0%)	3	1	42%
24	F	[1 - 15]	n=274	93 (34%)	85 (31%)	34 (12%)	60 (22%)	0 (0%)	2	0	34%
36	H	[1 - 15]	n=274	39 (14%)	57 (21%)	119 (43%)	49 (18%)	0 (0%)	9	1	45%
40	F	[1 - 15]	n=274	82 (30%)	64 (23%)	54 (20%)	57 (21%)	0 (0%)	17	0	32%
64	H	[1 - 15]	n=274	67 (24%)	76 (28%)	33 (12%)	32 (12%)	0 (0%)	65	1	16%
68	H	[1 - 15]	n=274	64 (23%)	44 (16%)	56 (20%)	39 (14%)	0 (0%)	70	1	28%
 Eff. Opening Sent. (32%)											
51	B	[1 - 15]	n=274	88 (32%)	76 (28%)	47 (17%)	26 (9%)	0 (0%)	37	0	32%
Eff. Trans. Sent. (30%)											
4	G	[1 - 15]	n=274	131 (48%)	44 (16%)	46 (17%)	49 (18%)	0 (0%)	3	1	16%
7	A	[1 - 15]	n=274	135 (49%)	24 (9%)	41 (15%)	71 (26%)	0 (0%)	3	0	50%
11	D	[1 - 15]	n=274	157 (57%)	24 (9%)	69 (25%)	21 (8%)	0 (0%)	3	0	8%
26	J	[1 - 15]	n=274	70 (26%)	29 (11%)	11 (4%)	161 (59%)	0 (0%)	3	0	59%
57	D	[1 - 15]	n=274	75 (27%)	98 (36%)	22 (8%)	36 (13%)	0 (0%)	42	1	16%
Eff. Concl. Sent. (51%)											
14	G	[1 - 15]	n=274	52 (19%)	138 (50%)	30 (11%)	50 (18%)	0 (0%)	4	0	51%
 Main Idea (37%)											

This score report was generated by Cambridge Educational Services, Inc. using an ACT, Inc. Sample/Practice exam. This report is not approved, endorsed, or authorized by ACT, Inc. and should not be viewed or used as such. ACT, PLAN, EXPLORE, and WORKKEYS are registered trademarks of ACT, Inc., which is not affiliated with Cambridge Educational Services, Inc.

ACT Formative Connection Report

Item	Ans	LMH	N=	A/F	B/G	C/H	D/J	E/K	Omit	Error	% Correct (without omits and errors)
15	B	[1 - 15]	n=274	42 (15%)	144 (53%)	72 (26%)	14 (5%)	0 (0%)	2	0	53%
45	D	[1 - 15]	n=274	81 (30%)	69 (25%)	34 (12%)	67 (24%)	0 (0%)	23	0	27%
60	H	[1 - 15]	n=274	75 (27%)	58 (21%)	68 (25%)	23 (8%)	0 (0%)	50	0	30%
Org. (39%)											
Passage-Lev. Struct. (48%)											
30	F	[1 - 15]	n=274	130 (47%)	67 (24%)	39 (14%)	33 (12%)	0 (0%)	5	0	48%
Par-Lev. Struct. (35%)											
29	B	[1 - 15]	n=274	88 (32%)	101 (37%)	42 (15%)	40 (15%)	0 (0%)	3	0	37%
!44	H	[1 - 15]	n=274	70 (26%)	71 (26%)	93 (34%)	20 (7%)	0 (0%)	20	0	37%
!75	C	[1 - 15]	n=274	45 (16%)	46 (17%)	56 (20%)	37 (14%)	0 (0%)	89	1	30%
Style (31%)											
Conciseness (22%)											
5	D	[1 - 15]	n=274	76 (28%)	43 (16%)	74 (27%)	76 (28%)	0 (0%)	5	0	28%
31	D	[1 - 15]	n=274	55 (20%)	36 (13%)	144 (53%)	36 (13%)	0 (0%)	3	0	13%
33	C	[1 - 15]	n=274	106 (39%)	71 (26%)	61 (22%)	29 (11%)	0 (0%)	6	1	23%
47	D	[1 - 15]	n=274	67 (24%)	90 (33%)	29 (11%)	59 (22%)	0 (0%)	29	0	24%
Clar. of Meaning (38%)											
9	A	[1 - 15]	n=274	121 (44%)	53 (19%)	42 (15%)	57 (21%)	0 (0%)	1	0	44%
!22	G	[1 - 15]	n=274	97 (35%)	112 (41%)	17 (6%)	47 (17%)	0 (0%)	1	0	41%
41	A	[1 - 15]	n=274	92 (34%)	52 (19%)	52 (19%)	62 (23%)	0 (0%)	16	0	36%
50	J	[1 - 15]	n=274	40 (15%)	57 (21%)	62 (23%)	81 (30%)	0 (0%)	33	1	34%
71	B	[1 - 15]	n=274	52 (19%)	65 (24%)	46 (17%)	29 (11%)	0 (0%)	81	1	34%
No Change (45%)											
34	F	[1 - 15]	n=274	149 (54%)	63 (23%)	15 (5%)	40 (15%)	0 (0%)	7	0	56%
!55	A	[1 - 15]	n=274	82 (30%)	83 (30%)	37 (14%)	31 (11%)	0 (0%)	41	0	35%
63	A	[1 - 15]	n=274	105 (38%)	35 (13%)	30 (11%)	41 (15%)	0 (0%)	63	0	50%
67	A	[1 - 15]	n=274	73 (27%)	62 (23%)	47 (17%)	24 (9%)	0 (0%)	68	0	35%

This score report was generated by Cambridge Educational Services, Inc. using an ACT, Inc. Sample/Practice exam. This report is not approved, endorsed, or authorized by ACT, Inc. and should not be viewed or used as such. ACT®, PLAN®, EXPLORE®, and WORKKEYS® are registered trademarks of ACT, Inc., which is not affiliated with Cambridge Educational Services, Inc.

ACT®Formative Connection Report

Item	Ans	LMH	N=	A/F	B/G	C/H	D/J	E/K	Omit	Error	% Correct (without omits and errors)
English - 75 items - Score Range 16-23 (61%)											
Usage & Mechanics (60%)											
Grammar & Usage (52%)											
Sub.-Verb Agreement (32%)											
70	G	[16 - 23]	n=184	82 (45%)	56 (30%)	29 (16%)	8 (4%)	0 (0%)	8	1	32%
Pronoun Usage (28%)											
72	F	[16 - 23]	n=184	49 (27%)	71 (39%)	24 (13%)	30 (16%)	0 (0%)	10	0	28%
Adj. vs. Adv. (78%)											
43	C	[16 - 23]	n=184	36 (20%)	1 (1%)	143 (78%)	3 (2%)	0 (0%)	1	0	78%
Nouns & Noun Clauses (40%)											
17	C	[16 - 23]	n=184	31 (17%)	64 (35%)	74 (40%)	15 (8%)	0 (0%)	0	0	40%
Verb Tense (64%)											
27	D	[16 - 23]	n=184	8 (4%)	43 (23%)	1 (1%)	131 (71%)	0 (0%)	1	0	72%
59	D	[16 - 23]	n=184	19 (10%)	45 (24%)	8 (4%)	109 (59%)	0 (0%)	2	1	60%
66	J	[16 - 23]	n=184	28 (15%)	9 (5%)	34 (18%)	109 (59%)	0 (0%)	3	1	61%
Seq. & Verb Tense (17%)											
53	B	[16 - 23]	n=184	24 (13%)	32 (17%)	9 (5%)	118 (64%)	0 (0%)	1	0	17%
Diction (56%)											
20	H	[16 - 23]	n=184	11 (6%)	20 (11%)	125 (68%)	27 (15%)	0 (0%)	0	1	68%
21	D	[16 - 23]	n=184	7 (4%)	20 (11%)	10 (5%)	147 (80%)	0 (0%)	0	0	80%
25	D	[16 - 23]	n=184	52 (28%)	0 (0%)	10 (5%)	121 (66%)	0 (0%)	0	1	66%
32	H	[16 - 23]	n=184	50 (27%)	7 (4%)	101 (55%)	24 (13%)	0 (0%)	1	1	55%
46	F	[16 - 23]	n=184	44 (24%)	58 (32%)	54 (29%)	28 (15%)	0 (0%)	0	0	24%
56	H	[16 - 23]	n=184	35 (19%)	14 (8%)	74 (40%)	57 (31%)	0 (0%)	4	0	41%
62	J	[16 - 23]	n=184	43 (23%)	27 (15%)	3 (2%)	110 (60%)	0 (0%)	1	0	60%
Sent. Struct. (64%)											
Run-on Sent. (34%)											
73	B	[16 - 23]	n=184	48 (26%)	58 (32%)	37 (20%)	28 (15%)	0 (0%)	13	0	34%
Comma Splices (59%)											
1	C	[16 - 23]	n=184	26 (14%)	2 (1%)	133 (72%)	22 (12%)	0 (0%)	0	1	73%
38	J	[16 - 23]	n=184	15 (8%)	7 (4%)	13 (7%)	148 (80%)	0 (0%)	1	0	81%
69	C	[16 - 23]	n=184	63 (34%)	39 (21%)	37 (20%)	36 (20%)	0 (0%)	9	0	21%
Fragments (73%)											
37	D	[16 - 23]	n=184	12 (7%)	17 (9%)	25 (14%)	130 (71%)	0 (0%)	0	0	71%
61	C	[16 - 23]	n=184	26 (14%)	6 (3%)	137 (74%)	13 (7%)	0 (0%)	2	0	75%
Coord. & Subord. (71%)											
65	B	[16 - 23]	n=184	35 (19%)	129 (70%)	14 (8%)	4 (2%)	0 (0%)	2	0	71%
Faul. Parallelism (75%)											
10	G	[16 - 23]	n=184	6 (3%)	149 (81%)	26 (14%)	3 (2%)	0 (0%)	0	0	81%
19	D	[16 - 23]	n=184	15 (8%)	40 (22%)	2 (1%)	127 (69%)	0 (0%)	0	0	69%
Misplaced Modifiers (61%)											
35	B	[16 - 23]	n=184	30 (16%)	135 (73%)	16 (9%)	3 (2%)	0 (0%)	0	0	73%

This score report was generated by Cambridge Educational Services, Inc. using an ACT, Inc. Sample/Practice exam. This report is not approved, endorsed, or authorized by ACT, Inc. and should not be viewed or used as such. ACT , PLAN , EXPLORE , and WORKKEYS are registered trademarks of ACT, Inc., which is not affiliated with Cambridge Educational Services, Inc.

ACT Formative Connection Report

Item	Ans	LMH	N=	A/F	B/G	C/H	D/J	E/K	Omit	Error	% Correct (without omits and errors)
39	B	[16 - 23]	n=184	41 (22%)	88 (48%)	40 (22%)	15 (8%)	0 (0%)	0	0	48%
Punctuation (61%)											
Commas (65%)											
3	B	[16 - 23]	n=184	2 (1%)	140 (76%)	13 (7%)	29 (16%)	0 (0%)	0	0	76%
23	C	[16 - 23]	n=184	43 (23%)	26 (14%)	114 (62%)	1 (1%)	0 (0%)	0	0	62%
58	H	[16 - 23]	n=184	17 (9%)	57 (31%)	105 (57%)	4 (2%)	0 (0%)	1	0	57%
Colons (52%)											
6	H	[16 - 23]	n=184	13 (7%)	4 (2%)	145 (79%)	22 (12%)	0 (0%)	0	0	79%
74	G	[16 - 23]	n=184	50 (27%)	39 (21%)	49 (27%)	34 (18%)	0 (0%)	12	0	23%
Dashes (48%)											
13	C	[16 - 23]	n=184	35 (19%)	56 (30%)	88 (48%)	5 (3%)	0 (0%)	0	0	48%
Apostrophes (67%)											
8	H	[16 - 23]	n=184	4 (2%)	13 (7%)	155 (84%)	12 (7%)	0 (0%)	0	0	84%
16	F	[16 - 23]	n=184	130 (71%)	24 (13%)	29 (16%)	1 (1%)	0 (0%)	0	0	71%
52	G	[16 - 23]	n=184	10 (5%)	81 (44%)	82 (45%)	9 (5%)	0 (0%)	1	1	45%
No Change (71%)											
28	F	[16 - 23]	n=184	139 (76%)	21 (11%)	8 (4%)	15 (8%)	0 (0%)	0	1	76%
42	F	[16 - 23]	n=184	106 (58%)	7 (4%)	71 (39%)	0 (0%)	0 (0%)	0	0	58%
48	F	[16 - 23]	n=184	147 (80%)	6 (3%)	19 (10%)	12 (7%)	0 (0%)	0	0	80%
49	A	[16 - 23]	n=184	154 (84%)	21 (11%)	7 (4%)	2 (1%)	0 (0%)	0	0	84%
54	F	[16 - 23]	n=184	108 (59%)	4 (2%)	8 (4%)	63 (34%)	0 (0%)	1	0	59%
Rhetorical Skills (62%)											
Strategy (63%)											
Approp. Suppor. Mat. (62%)											
2	H	[16 - 23]	n=184	33 (18%)	11 (6%)	128 (70%)	11 (6%)	0 (0%)	1	0	70%
12	F	[16 - 23]	n=184	154 (84%)	6 (3%)	9 (5%)	15 (8%)	0 (0%)	0	0	84%
18	F	[16 - 23]	n=184	133 (72%)	31 (17%)	2 (1%)	17 (9%)	0 (0%)	1	0	73%
24	F	[16 - 23]	n=184	83 (45%)	42 (23%)	12 (7%)	47 (26%)	0 (0%)	0	0	45%
36	H	[16 - 23]	n=184	0 (0%)	11 (6%)	158 (86%)	15 (8%)	0 (0%)	0	0	86%
40	F	[16 - 23]	n=184	100 (54%)	9 (5%)	30 (16%)	45 (24%)	0 (0%)	0	0	54%
64	H	[16 - 23]	n=184	49 (27%)	38 (21%)	55 (30%)	39 (21%)	0 (0%)	3	0	30%
68	H	[16 - 23]	n=184	41 (22%)	13 (7%)	90 (49%)	34 (18%)	0 (0%)	5	1	51%
Eff. Opening Sent. (62%)											
51	B	[16 - 23]	n=184	46 (25%)	114 (62%)	12 (7%)	11 (6%)	0 (0%)	1	0	62%
Eff. Trans. Sent. (59%)											
4	G	[16 - 23]	n=184	79 (43%)	88 (48%)	8 (4%)	8 (4%)	0 (0%)	1	0	48%
7	A	[16 - 23]	n=184	154 (84%)	7 (4%)	8 (4%)	15 (8%)	0 (0%)	0	0	84%
11	D	[16 - 23]	n=184	98 (53%)	27 (15%)	18 (10%)	41 (22%)	0 (0%)	0	0	22%
26	J	[16 - 23]	n=184	29 (16%)	13 (7%)	2 (1%)	140 (76%)	0 (0%)	0	0	76%
57	D	[16 - 23]	n=184	26 (14%)	31 (17%)	5 (3%)	121 (66%)	0 (0%)	1	0	66%
Eff. Concl. Sent. (78%)											
14	G	[16 - 23]	n=184	23 (13%)	144 (78%)	6 (3%)	11 (6%)	0 (0%)	0	0	78%
Main Idea (68%)											

This score report was generated by Cambridge Educational Services, Inc. using an ACT, Inc. Sample/Practice exam. This report is not approved, endorsed, or authorized by ACT, Inc. and should not be viewed or used as such. ACT, PLAN, EXPLORE, and WORKKEYS are registered trademarks of ACT, Inc., which is not affiliated with Cambridge Educational Services, Inc.

ACT Formative Connection Report

Item	Ans	LMH	N=	A/F	B/G	C/H	D/J	E/K	Omit	Error	% Correct (without omits and errors)
15	B	[16 - 23]	n=184	2 (1%)	138 (75%)	40 (22%)	4 (2%)	0 (0%)	0	0	75%
45	D	[16 - 23]	n=184	21 (11%)	21 (11%)	12 (7%)	130 (71%)	0 (0%)	0	0	71%
!60	H	[16 - 23]	n=184	47 (26%)	20 (11%)	106 (58%)	10 (5%)	0 (0%)	1	0	58%
Org. (63%)											
Passage-Lev. Struct. (85%)											
30	F	[16 - 23]	n=184	155 (84%)	11 (6%)	13 (7%)	4 (2%)	0 (0%)	0	1	85%
Par-Lev. Struct. (56%)											
29	B	[16 - 23]	n=184	60 (33%)	111 (60%)	5 (3%)	8 (4%)	0 (0%)	0	0	60%
44	H	[16 - 23]	n=184	34 (18%)	26 (14%)	113 (61%)	11 (6%)	0 (0%)	0	0	61%
75	C	[16 - 23]	n=184	45 (24%)	26 (14%)	75 (41%)	24 (13%)	0 (0%)	14	0	44%
Style (57%)											
Conciseness (51%)											
5	D	[16 - 23]	n=184	19 (10%)	12 (7%)	35 (19%)	118 (64%)	0 (0%)	0	0	64%
!31	D	[16 - 23]	n=184	2 (1%)	18 (10%)	70 (38%)	94 (51%)	0 (0%)	0	0	51%
33	C	[16 - 23]	n=184	82 (45%)	23 (13%)	73 (40%)	6 (3%)	0 (0%)	0	0	40%
!47	D	[16 - 23]	n=184	47 (26%)	34 (18%)	14 (8%)	89 (48%)	0 (0%)	0	0	48%
Clar. of Meaning (63%)											
9	A	[16 - 23]	n=184	146 (79%)	14 (8%)	15 (8%)	9 (5%)	0 (0%)	0	0	79%
!22	G	[16 - 23]	n=184	72 (39%)	98 (53%)	0 (0%)	13 (7%)	0 (0%)	0	1	54%
41	A	[16 - 23]	n=184	127 (69%)	24 (13%)	13 (7%)	20 (11%)	0 (0%)	0	0	69%
50	J	[16 - 23]	n=184	10 (5%)	22 (12%)	19 (10%)	132 (72%)	0 (0%)	1	0	72%
71	B	[16 - 23]	n=184	37 (20%)	67 (36%)	44 (24%)	25 (14%)	0 (0%)	11	0	39%
No Change (70%)											
34	F	[16 - 23]	n=184	148 (80%)	23 (13%)	6 (3%)	6 (3%)	0 (0%)	0	1	81%
55	A	[16 - 23]	n=184	115 (63%)	38 (21%)	20 (11%)	9 (5%)	0 (0%)	2	0	63%
63	A	[16 - 23]	n=184	140 (76%)	13 (7%)	10 (5%)	19 (10%)	0 (0%)	1	1	77%
67	A	[16 - 23]	n=184	106 (58%)	32 (17%)	28 (15%)	12 (7%)	0 (0%)	4	2	60%

This score report was generated by Cambridge Educational Services, Inc. using an ACT, Inc. Sample/Practice exam. This report is not approved, endorsed, or authorized by ACT, Inc. and should not be viewed or used as such. ACT®, PLAN®, EXPLORE®, and WORKKEYS® are registered trademarks of ACT, Inc., which is not affiliated with Cambridge Educational Services, Inc.

ACT®Formative Connection Report

Item	Ans	LMH	N=	A/F	B/G	C/H	D/J	E/K	Omit	Error	% Correct (without omits and errors)
English - 75 items - Score Range 24+ (84%)											
Usage & Mechanics (84%)											
Grammar & Usage (81%)											
Sub-Verb Agreement (72%)											
70	G	[24 - 36]	n=39	10 (26%)	28 (72%)	1 (3%)	0 (0%)	0 (0%)	0	0	72%
Pronoun Usage (74%)											
72	F	[24 - 36]	n=39	28 (72%)	10 (26%)	0 (0%)	0 (0%)	0 (0%)	0	1	74%
Adj. vs. Adv. (92%)											
43	C	[24 - 36]	n=39	3 (8%)	0 (0%)	36 (92%)	0 (0%)	0 (0%)	0	0	92%
Nouns & Noun Clauses (72%)											
17	C	[24 - 36]	n=39	2 (5%)	7 (18%)	28 (72%)	2 (5%)	0 (0%)	0	0	72%
Verb Tense (93%)											
27	D	[24 - 36]	n=39	1 (3%)	1 (3%)	0 (0%)	37 (95%)	0 (0%)	0	0	95%
59	D	[24 - 36]	n=39	1 (3%)	0 (0%)	2 (5%)	36 (92%)	0 (0%)	0	0	92%
66	J	[24 - 36]	n=39	0 (0%)	0 (0%)	3 (8%)	36 (92%)	0 (0%)	0	0	92%
Seq. & Verb Tense (44%)											
53	B	[24 - 36]	n=39	1 (3%)	17 (44%)	0 (0%)	21 (54%)	0 (0%)	0	0	44%
Diction (84%)											
20	H	[24 - 36]	n=39	2 (5%)	3 (8%)	31 (79%)	2 (5%)	0 (0%)	0	1	82%
21	D	[24 - 36]	n=39	0 (0%)	0 (0%)	0 (0%)	39 (100%)	0 (0%)	0	0	100%
25	D	[24 - 36]	n=39	3 (8%)	0 (0%)	0 (0%)	36 (92%)	0 (0%)	0	0	92%
32	H	[24 - 36]	n=39	2 (5%)	0 (0%)	34 (87%)	3 (8%)	0 (0%)	0	0	87%
46	F	[24 - 36]	n=39	18 (46%)	6 (15%)	9 (23%)	5 (13%)	0 (0%)	0	1	47%
56	H	[24 - 36]	n=39	1 (3%)	2 (5%)	34 (87%)	2 (5%)	0 (0%)	0	0	87%
62	J	[24 - 36]	n=39	4 (10%)	0 (0%)	0 (0%)	35 (90%)	0 (0%)	0	0	90%
Sent. Struct. (85%)											
Run-on Sent. (62%)											
73	B	[24 - 36]	n=39	6 (15%)	24 (62%)	6 (15%)	3 (8%)	0 (0%)	0	0	62%
Comma Splices (77%)											
1	C	[24 - 36]	n=39	1 (3%)	1 (3%)	36 (92%)	1 (3%)	0 (0%)	0	0	92%
38	J	[24 - 36]	n=39	0 (0%)	0 (0%)	0 (0%)	38 (97%)	0 (0%)	0	1	100%
69	C	[24 - 36]	n=39	5 (13%)	9 (23%)	15 (38%)	10 (26%)	0 (0%)	0	0	38%
Fragments (94%)											
37	D	[24 - 36]	n=39	0 (0%)	5 (13%)	0 (0%)	34 (87%)	0 (0%)	0	0	87%
61	C	[24 - 36]	n=39	0 (0%)	0 (0%)	39 (100%)	0 (0%)	0 (0%)	0	0	100%
Coord. & Subord. (95%)											
65	B	[24 - 36]	n=39	2 (5%)	37 (95%)	0 (0%)	0 (0%)	0 (0%)	0	0	95%
Faul. Parallelism (95%)											
10	G	[24 - 36]	n=39	0 (0%)	39 (100%)	0 (0%)	0 (0%)	0 (0%)	0	0	100%
19	D	[24 - 36]	n=39	1 (3%)	3 (8%)	0 (0%)	35 (90%)	0 (0%)	0	0	90%
Misplaced Modifiers (86%)											
35	B	[24 - 36]	n=39	0 (0%)	37 (95%)	1 (3%)	1 (3%)	0 (0%)	0	0	95%
39	B	[24 - 36]	n=39	7 (18%)	30 (77%)	2 (5%)	0 (0%)	0 (0%)	0	0	77%
Punctuation (85%)											

ACT Formative Connection Report

Item	Ans	LMH	N=	A/F	B/G	C/H	D/J	E/K	Omit	Error	% Correct (without omits and errors)
Commas (84%)											
3	B	[24 - 36]	n=39	2 (5%)	37 (95%)	0 (0%)	0 (0%)	0 (0%)	0	0	95%
23	C	[24 - 36]	n=39	4 (10%)	1 (3%)	34 (87%)	0 (0%)	0 (0%)	0	0	87%
58	H	[24 - 36]	n=39	0 (0%)	12 (31%)	27 (69%)	0 (0%)	0 (0%)	0	0	69%
Colons (79%)											
6	H	[24 - 36]	n=39	0 (0%)	0 (0%)	38 (97%)	1 (3%)	0 (0%)	0	0	97%
74	G	[24 - 36]	n=39	5 (13%)	24 (62%)	2 (5%)	8 (21%)	0 (0%)	0	0	62%
Dashes (74%)											
13	C	[24 - 36]	n=39	0 (0%)	10 (26%)	29 (74%)	0 (0%)	0 (0%)	0	0	74%
Apostrophes (93%)											
8	H	[24 - 36]	n=39	0 (0%)	1 (3%)	38 (97%)	0 (0%)	0 (0%)	0	0	97%
16	F	[24 - 36]	n=39	36 (92%)	1 (3%)	2 (5%)	0 (0%)	0 (0%)	0	0	92%
52	G	[24 - 36]	n=39	0 (0%)	35 (90%)	4 (10%)	0 (0%)	0 (0%)	0	0	90%
No Change (86%)											
28	F	[24 - 36]	n=39	37 (95%)	0 (0%)	1 (3%)	0 (0%)	0 (0%)	0	1	97%
42	F	[24 - 36]	n=39	28 (72%)	0 (0%)	11 (28%)	0 (0%)	0 (0%)	0	0	72%
48	F	[24 - 36]	n=39	32 (82%)	2 (5%)	4 (10%)	1 (3%)	0 (0%)	0	0	82%
49	A	[24 - 36]	n=39	39 (100%)	0 (0%)	0 (0%)	0 (0%)	0 (0%)	0	0	100%
54	F	[24 - 36]	n=39	30 (77%)	0 (0%)	1 (3%)	8 (21%)	0 (0%)	0	0	77%
Rhetorical Skills (85%)											
Strategy (86%)											
Approp. Suppor. Mat. (83%)											
2	H	[24 - 36]	n=39	4 (10%)	0 (0%)	34 (87%)	1 (3%)	0 (0%)	0	0	87%
12	F	[24 - 36]	n=39	36 (92%)	0 (0%)	1 (3%)	2 (5%)	0 (0%)	0	0	92%
18	F	[24 - 36]	n=39	37 (95%)	2 (5%)	0 (0%)	0 (0%)	0 (0%)	0	0	95%
24	F	[24 - 36]	n=39	17 (44%)	7 (18%)	6 (15%)	9 (23%)	0 (0%)	0	0	44%
36	H	[24 - 36]	n=39	0 (0%)	1 (3%)	38 (97%)	0 (0%)	0 (0%)	0	0	97%
40	F	[24 - 36]	n=39	35 (90%)	0 (0%)	2 (5%)	2 (5%)	0 (0%)	0	0	90%
64	H	[24 - 36]	n=39	4 (10%)	2 (5%)	32 (82%)	1 (3%)	0 (0%)	0	0	82%
68	H	[24 - 36]	n=39	0 (0%)	2 (5%)	30 (77%)	6 (15%)	0 (0%)	0	1	79%
Eff. Opening Sent. (97%)											
51	B	[24 - 36]	n=39	1 (3%)	38 (97%)	0 (0%)	0 (0%)	0 (0%)	0	0	97%
Eff. Trans. Sent. (86%)											
4	G	[24 - 36]	n=39	5 (13%)	33 (85%)	1 (3%)	0 (0%)	0 (0%)	0	0	85%
7	A	[24 - 36]	n=39	39 (100%)	0 (0%)	0 (0%)	0 (0%)	0 (0%)	0	0	100%
11	D	[24 - 36]	n=39	11 (28%)	3 (8%)	1 (3%)	24 (62%)	0 (0%)	0	0	62%
26	J	[24 - 36]	n=39	2 (5%)	1 (3%)	0 (0%)	36 (92%)	0 (0%)	0	0	92%
57	D	[24 - 36]	n=39	0 (0%)	4 (10%)	0 (0%)	35 (90%)	0 (0%)	0	0	90%
Eff. Concl. Sent. (97%)											
14	G	[24 - 36]	n=39	1 (3%)	38 (97%)	0 (0%)	0 (0%)	0 (0%)	0	0	97%
Main Idea (85%)											
15	B	[24 - 36]	n=39	0 (0%)	32 (82%)	6 (15%)	1 (3%)	0 (0%)	0	0	82%

This score report was generated by Cambridge Educational Services, Inc. using an ACT, Inc. Sample/Practice exam. This report is not approved, endorsed, or authorized by ACT, Inc. and should not be viewed or used as such. ACT, PLAN, EXPLORE, and WORKKEYS are registered trademarks of ACT, Inc., which is not affiliated with Cambridge Educational Services, Inc.

ACT Formative Connection Report

Item	Ans	LMH	N=	A/F	B/G	C/H	D/J	E/K	Omit	Error	% Correct (without omits and errors)	
45	D	[24 - 36]	n=39	0 (0%)	1 (3%)	1 (3%)	37 (95%)	0 (0%)	0	0	95%	
60	H	[24 - 36]	n=39	6 (15%)	3 (8%)	30 (77%)	0 (0%)	0 (0%)	0	0	77%	
Org. (81%)												
Passage-Lev. Struct. (90%)												
30	F	[24 - 36]	n=39	35 (90%)	1 (3%)	2 (5%)	1 (3%)	0 (0%)	0	0	90%	
Par-Lev. Struct. (78%)												
!29	B	[24 - 36]	n=39	11 (28%)	25 (64%)	0 (0%)	2 (5%)	0 (0%)	0	1	66%	
44	H	[24 - 36]	n=39	1 (3%)	0 (0%)	38 (97%)	0 (0%)	0 (0%)	0	0	97%	
75	C	[24 - 36]	n=39	4 (10%)	4 (10%)	27 (69%)	4 (10%)	0 (0%)	0	0	69%	
Style (84%)												
Conciseness (76%)												
5	D	[24 - 36]	n=39	0 (0%)	2 (5%)	0 (0%)	37 (95%)	0 (0%)	0	0	95%	
31	D	[24 - 36]	n=39	4 (10%)	2 (5%)	5 (13%)	28 (72%)	0 (0%)	0	0	72%	
!33	C	[24 - 36]	n=39	13 (33%)	1 (3%)	22 (56%)	3 (8%)	0 (0%)	0	0	56%	
47	D	[24 - 36]	n=39	4 (10%)	1 (3%)	3 (8%)	31 (79%)	0 (0%)	0	0	79%	
Clar. of Meaning (90%)												
9	A	[24 - 36]	n=39	36 (92%)	0 (0%)	3 (8%)	0 (0%)	0 (0%)	0	0	92%	
22	G	[24 - 36]	n=39	8 (21%)	31 (79%)	0 (0%)	0 (0%)	0 (0%)	0	0	79%	
41	A	[24 - 36]	n=39	37 (95%)	0 (0%)	0 (0%)	2 (5%)	0 (0%)	0	0	95%	
50	J	[24 - 36]	n=39	0 (0%)	0 (0%)	0 (0%)	39 (100%)	0 (0%)	0	0	100%	
71	B	[24 - 36]	n=39	3 (8%)	33 (85%)	1 (3%)	2 (5%)	0 (0%)	0	0	85%	
No Change (88%)												
34	F	[24 - 36]	n=39	38 (97%)	1 (3%)	0 (0%)	0 (0%)	0 (0%)	0	0	97%	
55	A	[24 - 36]	n=39	32 (82%)	5 (13%)	1 (3%)	1 (3%)	0 (0%)	0	0	82%	
63	A	[24 - 36]	n=39	38 (97%)	0 (0%)	1 (3%)	0 (0%)	0 (0%)	0	0	97%	
67	A	[24 - 36]	n=39	29 (74%)	3 (8%)	6 (15%)	1 (3%)	0 (0%)	0	0	74%	

This score report was generated by Cambridge Educational Services, Inc. using an ACT, Inc. Sample/Practice exam. This report is not approved, endorsed, or authorized by ACT, Inc. and should not be viewed or used as such. ACT®, PLAN®, EXPLORE®, and WORKKEYS® are registered trademarks of ACT, Inc., which is not affiliated with Cambridge Educational Services, Inc.

ACT®Formative Connection Report

Item	Ans	LMH	N=	A/F	B/G	C/H	D/J	E/K	Omit	Error	% Correct (without omits and errors)
Mathematics - 60 items - Score Range 1-15 (23%)											
Pre-Algebra/Elem. Algebra (23%)											
Arith. (20%)											
Simple Manip. (10%)											
51	D	[1 - 15]	n=191	50 (26%)	59 (31%)	40 (21%)	17 (9%)	2 (1%)	23	0	10%
Complic. Manip. (34%)											
Factoring (34%)											
5	D	[1 - 15]	n=191	6 (3%)	42 (22%)	27 (14%)	63 (33%)	49 (26%)	3	1	34%
Complic. Arith. App. (23%)											
16	H	[1 - 15]	n=191	22 (12%)	50 (26%)	53 (28%)	31 (16%)	32 (17%)	3	0	28%
24	J	[1 - 15]	n=191	39 (20%)	67 (35%)	30 (16%)	33 (17%)	19 (10%)	3	0	18%
Common Arith. (18%)											
Prop. of Numbers (16%)											
43	B	[1 - 15]	n=191	32 (17%)	27 (14%)	53 (28%)	43 (23%)	16 (8%)	20	0	16%
Sets (11%)											
48	K	[1 - 15]	n=191	55 (29%)	32 (17%)	34 (18%)	28 (15%)	19 (10%)	21	2	11%
Proportions (18%)											
12	F	[1 - 15]	n=191	34 (18%)	57 (30%)	51 (27%)	28 (15%)	16 (8%)	4	1	18%
Percents (20%)											
13	E	[1 - 15]	n=191	52 (27%)	31 (16%)	38 (20%)	37 (19%)	28 (15%)	5	0	15%
17	B	[1 - 15]	n=191	24 (13%)	49 (26%)	36 (19%)	32 (17%)	48 (25%)	2	0	26%
25	E	[1 - 15]	n=191	54 (28%)	40 (21%)	35 (18%)	29 (15%)	25 (13%)	6	2	14%
26	H	[1 - 15]	n=191	45 (24%)	75 (39%)	33 (17%)	22 (12%)	11 (6%)	5	0	18%
27	B	[1 - 15]	n=191	22 (12%)	46 (24%)	23 (12%)	60 (31%)	31 (16%)	7	2	25%
Elem. Alg. (23%)											
Manip. Alg. Expr. (23%)											
Basic Alg. Manip. (17%)											
15	A	[1 - 15]	n=191	48 (25%)	40 (21%)	32 (17%)	44 (23%)	21 (11%)	6	0	26%
19	A	[1 - 15]	n=191	16 (8%)	21 (11%)	44 (23%)	37 (19%)	68 (36%)	4	1	9%
Evaluating Expr. (28%)											
4	J	[1 - 15]	n=191	21 (11%)	17 (9%)	44 (23%)	82 (43%)	27 (14%)	0	0	43%
31	E	[1 - 15]	n=191	31 (16%)	52 (27%)	50 (26%)	31 (16%)	16 (8%)	9	2	9%
39	C	[1 - 15]	n=191	33 (17%)	37 (19%)	58 (30%)	27 (14%)	22 (12%)	13	1	33%
Factoring Expr. (12%)											
35	E	[1 - 15]	n=191	53 (28%)	43 (23%)	43 (23%)	16 (8%)	22 (12%)	14	0	12%
Creating Alg. Expr. (25%)											
7	B	[1 - 15]	n=191	37 (19%)	67 (35%)	39 (20%)	28 (15%)	16 (8%)	4	0	36%
46	F	[1 - 15]	n=191	33 (17%)	36 (19%)	54 (28%)	29 (15%)	19 (10%)	19	1	19%
57	A	[1 - 15]	n=191	27 (14%)	40 (21%)	40 (21%)	38 (20%)	13 (7%)	33	0	17%
Solving Eq. w/1 Var. (24%)											
Simple Eq. (24%)											
21	C	[1 - 15]	n=191	38 (20%)	26 (14%)	45 (24%)	50 (26%)	29 (15%)	2	1	24%
Stats. & Prob. (31%)											
Averages (48%)											
1	C	[1 - 15]	n=191	32 (17%)	34 (18%)	90 (47%)	24 (13%)	6 (3%)	5	0	48%
Prob. (36%)											

This score report was generated by Cambridge Educational Services, Inc. using an ACT, Inc. Sample/Practice exam. This report is not approved, endorsed, or authorized by ACT, Inc. and should not be viewed or used as such. ACT, PLAN, EXPLORE, and WORKKEYS are registered trademarks of ACT, Inc., which is not affiliated with Cambridge Educational Services, Inc.

ACT Formative Connection Report

Item	Ans	LMH	N=	A/F	B/G	C/H	D/J	E/K	Omit	Error	% Correct (without omits and errors)
9	E	[1 - 15]	n=191	71 (37%)	14 (7%)	13 (7%)	23 (12%)	69 (36%)	1	0	36%
Data Representation (24%)											
Bar & Line Graphs (24%)											
32	F	[1 - 15]	n=191	58 (30%)	40 (21%)	44 (23%)	22 (12%)	19 (10%)	8	0	32%
33	D	[1 - 15]	n=191	25 (13%)	50 (26%)	57 (30%)	31 (16%)	17 (9%)	11	0	17%
34	H	[1 - 15]	n=191	16 (8%)	29 (15%)	42 (22%)	34 (18%)	61 (32%)	8	1	23%
Inter. Alg./Coord. Geo. (23%)											
Inter. Alg. (23%)											
Manip. Alg. Expr. (30%)											
Evaluating Expr. (18%)											
54	G	[1 - 15]	n=191	35 (18%)	29 (15%)	33 (17%)	45 (24%)	18 (9%)	31	0	18%
Creating Alg. Expr. (38%)											
3	B	[1 - 15]	n=191	17 (9%)	117 (61%)	12 (6%)	9 (5%)	32 (17%)	4	0	63%
29	A	[1 - 15]	n=191	22 (12%)	55 (29%)	57 (30%)	28 (15%)	15 (8%)	13	1	12%
Log. Expr. (25%)											
53	B	[1 - 15]	n=191	26 (14%)	41 (21%)	41 (21%)	34 (18%)	22 (12%)	26	1	25%
Evaluating Seq. (17%)											
18	F	[1 - 15]	n=191	33 (17%)	53 (28%)	38 (20%)	49 (26%)	16 (8%)	2	0	17%
Solving Eq. w/1 Var. (19%)											
Eq. w/Expo. (22%)											
44	H	[1 - 15]	n=191	28 (15%)	43 (23%)	38 (20%)	41 (21%)	20 (10%)	19	2	22%
Simple Ineq. (16%)											
47	D	[1 - 15]	n=191	22 (12%)	38 (20%)	41 (21%)	27 (14%)	41 (21%)	22	0	16%
Alg. Functions (18%)											
Function Notation (18%)											
23	D	[1 - 15]	n=191	22 (12%)	43 (23%)	74 (39%)	34 (18%)	15 (8%)	3	0	18%
Solving Simul. Eq. (17%)											
38	G	[1 - 15]	n=191	14 (7%)	30 (16%)	32 (17%)	21 (11%)	81 (42%)	13	0	17%
Coord. Geo. (22%)											
Coord. System (21%)											
50	J	[1 - 15]	n=191	24 (13%)	34 (18%)	49 (26%)	29 (15%)	30 (16%)	24	1	17%
52	H	[1 - 15]	n=191	30 (16%)	44 (23%)	41 (21%)	30 (16%)	21 (11%)	25	0	25%
Slope of a Line (13%)											
49	C	[1 - 15]	n=191	60 (31%)	29 (15%)	22 (12%)	36 (19%)	22 (12%)	21	1	13%
Slope-Intercept Form (26%)											
36	G	[1 - 15]	n=191	22 (12%)	47 (25%)	39 (20%)	51 (27%)	19 (10%)	13	0	26%
Distance Formula (20%)											
45	D	[1 - 15]	n=191	16 (8%)	40 (21%)	61 (32%)	35 (18%)	20 (10%)	19	0	20%
Qualitative Behavior (31%)											
10	K	[1 - 15]	n=191	32 (17%)	41 (21%)	21 (11%)	36 (19%)	59 (31%)	2	0	31%
Plane Geo./Trig. (23%)											
Geo. (25%)											
Lines & Angles (35%)											
8	G	[1 - 15]	n=191	11 (6%)	88 (46%)	46 (24%)	17 (9%)	21 (11%)	8	0	48%
58	G	[1 - 15]	n=191	55 (29%)	33 (17%)	34 (18%)	22 (12%)	18 (9%)	29	0	20%

This score report was generated by Cambridge Educational Services, Inc. using an ACT, Inc. Sample/Practice exam. This report is not approved, endorsed, or authorized by ACT, Inc. and should not be viewed or used as such. ACT, PLAN, EXPLORE, and WORKKEYS are registered trademarks of ACT, Inc., which is not affiliated with Cambridge Educational Services, Inc.

ACT Formative Connection Report

Item	Ans	LMH	N=	A/F	B/G	C/H	D/J	E/K	Omit	Error	% Correct (without omits and errors)
Tri. (21%)											
Pythagorean Theorem (19%)											
40	J	[1 - 15]	n=191	59 (31%)	45 (24%)	29 (15%)	34 (18%)	10 (5%)	13	1	19%
Prop. of Triangles (21%)											
20	J	[1 - 15]	n=191	10 (5%)	33 (17%)	62 (32%)	38 (20%)	43 (23%)	4	1	20%
22	G	[1 - 15]	n=191	46 (24%)	46 (24%)	31 (16%)	57 (30%)	6 (3%)	4	1	25%
30	H	[1 - 15]	n=191	29 (15%)	68 (36%)	33 (17%)	33 (17%)	16 (8%)	11	1	18%
Rectangles & Squares (24%)											
2	H	[1 - 15]	n=191	86 (45%)	25 (13%)	64 (34%)	9 (5%)	5 (3%)	2	0	34%
11	E	[1 - 15]	n=191	30 (16%)	35 (18%)	38 (20%)	48 (25%)	37 (19%)	3	0	20%
28	K	[1 - 15]	n=191	24 (13%)	28 (15%)	58 (30%)	25 (13%)	47 (25%)	9	0	26%
37	B	[1 - 15]	n=191	59 (31%)	31 (16%)	47 (25%)	29 (15%)	14 (7%)	11	0	17%
Circles (30%)											
14	H	[1 - 15]	n=191	50 (26%)	31 (16%)	69 (36%)	24 (13%)	12 (6%)	4	1	37%
41	A	[1 - 15]	n=191	38 (20%)	36 (19%)	43 (23%)	19 (10%)	40 (21%)	14	1	22%
Complex Figures (15%)											
55	D	[1 - 15]	n=191	43 (23%)	39 (20%)	43 (23%)	24 (13%)	10 (5%)	30	2	15%
Solids (20%)											
6	J	[1 - 15]	n=191	18 (9%)	99 (52%)	26 (14%)	38 (20%)	7 (4%)	2	1	20%
Coord. Geo. (15%)											
Coord. System (15%)											
60	K	[1 - 15]	n=191	28 (15%)	45 (24%)	38 (20%)	23 (12%)	24 (13%)	33	0	15%
Trig. (15%)											
Trig. Functions (23%)											
42	J	[1 - 15]	n=191	41 (21%)	32 (17%)	41 (21%)	40 (21%)	20 (10%)	17	0	23%
Trig. Relations (11%)											
56	F	[1 - 15]	n=191	20 (10%)	39 (20%)	47 (25%)	35 (18%)	20 (10%)	30	0	12%
59	E	[1 - 15]	n=191	28 (15%)	32 (17%)	60 (31%)	27 (14%)	15 (8%)	29	0	9%

This score report was generated by Cambridge Educational Services, Inc. using an ACT, Inc. Sample/Practice exam. This report is not approved, endorsed, or authorized by ACT, Inc. and should not be viewed or used as such. ACT®, PLAN®, EXPLORE®, and WORKKEYS® are registered trademarks of ACT, Inc., which is not affiliated with Cambridge Educational Services, Inc.

ACT®Formative Connection Report

Item	Ans	LMH	N=	A/F	B/G	C/H	D/J	E/K	Omit	Error	% Correct (without omits and errors)
Mathematics - 60 items - Score Range 16-23 (44%)											
Pre-Algebra/Elem. Algebra (48%)											
Arith. (45%)											
Simple Manip. (18%)											
51	D	[16 - 23]	n=240	29 (12%)	61 (25%)	73 (30%)	41 (17%)	18 (8%)	15	3	18%
Complic. Manip. (73%)											
Factoring (73%)											
5	D	[16 - 23]	n=240	2 (1%)	12 (5%)	9 (4%)	174 (73%)	43 (18%)	0	0	73%
Complic. Arith. App. (50%)											
16	H	[16 - 23]	n=240	10 (4%)	39 (16%)	143 (60%)	23 (10%)	25 (10%)	0	0	60%
24	J	[16 - 23]	n=240	22 (9%)	55 (23%)	50 (21%)	96 (40%)	17 (7%)	0	0	40%
Common Arith. (44%)											
Prop. of Numbers (29%)											
43	B	[16 - 23]	n=240	55 (23%)	68 (28%)	55 (23%)	37 (15%)	21 (9%)	4	0	29%
Sets (26%)											
48	K	[16 - 23]	n=240	68 (28%)	30 (13%)	42 (18%)	31 (13%)	60 (25%)	9	0	26%
Proportions (54%)											
12	F	[16 - 23]	n=240	128 (53%)	26 (11%)	30 (13%)	29 (12%)	26 (11%)	1	0	54%
Percents (48%)											
13	E	[16 - 23]	n=240	12 (5%)	20 (8%)	27 (11%)	27 (11%)	152 (63%)	1	1	64%
17	B	[16 - 23]	n=240	7 (3%)	125 (52%)	38 (16%)	35 (15%)	34 (14%)	1	0	52%
25	E	[16 - 23]	n=240	37 (15%)	26 (11%)	19 (8%)	43 (18%)	113 (47%)	2	0	47%
26	H	[16 - 23]	n=240	45 (19%)	80 (33%)	70 (29%)	31 (13%)	9 (4%)	4	1	30%
27	B	[16 - 23]	n=240	7 (3%)	113 (47%)	19 (8%)	90 (38%)	10 (4%)	1	0	47%
Elem. Alg. (48%)											
Manip. Alg. Expr. (47%)											
Basic Alg. Manip. (43%)											
15	A	[16 - 23]	n=240	117 (49%)	39 (16%)	22 (9%)	46 (19%)	16 (7%)	0	0	49%
19	A	[16 - 23]	n=240	89 (37%)	13 (5%)	50 (21%)	36 (15%)	52 (22%)	0	0	37%
Evaluating Expr. (60%)											
4	J	[16 - 23]	n=240	12 (5%)	11 (5%)	23 (10%)	185 (77%)	8 (3%)	1	0	77%
31	E	[16 - 23]	n=240	10 (4%)	48 (20%)	43 (18%)	29 (12%)	107 (45%)	3	0	45%
39	C	[16 - 23]	n=240	18 (8%)	35 (15%)	137 (57%)	23 (10%)	24 (10%)	3	0	58%
Factoring Expr. (27%)											
35	E	[16 - 23]	n=240	71 (30%)	45 (19%)	27 (11%)	32 (13%)	64 (27%)	1	0	27%
Creating Alg. Expr. (44%)											
7	B	[16 - 23]	n=240	11 (5%)	185 (77%)	23 (10%)	12 (5%)	7 (3%)	1	1	78%
46	F	[16 - 23]	n=240	78 (33%)	53 (22%)	51 (21%)	23 (10%)	27 (11%)	8	0	34%
57	A	[16 - 23]	n=240	39 (16%)	64 (27%)	54 (23%)	52 (22%)	13 (5%)	18	0	18%
Solving Eq. w/1 Var. (54%)											
Simple Eq. (54%)											
21	C	[16 - 23]	n=240	23 (10%)	18 (8%)	128 (53%)	48 (20%)	21 (9%)	1	1	54%
Stats. & Prob. (57%)											
Averages (74%)											

This score report was generated by Cambridge Educational Services, Inc. using an ACT, Inc. Sample/Practice exam. This report is not approved, endorsed, or authorized by ACT, Inc. and should not be viewed or used as such. ACT, PLAN, EXPLORE, and WORKKEYS are registered trademarks of ACT, Inc., which is not affiliated with Cambridge Educational Services, Inc.

ACT Formative Connection Report

Item	Ans	LMH	N=	A/F	B/G	C/H	D/J	E/K	Omit	Error	% Correct (without omits and errors)
1	C	[16 - 23]	n=240	13 (5%)	28 (12%)	176 (73%)	15 (6%)	7 (3%)	0	1	74%
Prob. (70%)											
9	E	[16 - 23]	n=240	52 (22%)	4 (2%)	5 (2%)	9 (4%)	167 (70%)	0	3	70%
Data Representation (46%)											
Bar & Line Graphs (46%)											
32	F	[16 - 23]	n=240	141 (59%)	31 (13%)	41 (17%)	13 (5%)	14 (6%)	0	0	59%
33	D	[16 - 23]	n=240	19 (8%)	45 (19%)	55 (23%)	91 (38%)	27 (11%)	2	1	38%
34	H	[16 - 23]	n=240	16 (7%)	28 (12%)	100 (42%)	25 (10%)	71 (30%)	0	0	42%
Inter. Alg./Coord. Geo. (39%)											
Inter. Alg. (41%)											
Manip. Alg. Expr. (46%)											
Evaluating Expr. (29%)											
54	G	[16 - 23]	n=240	24 (10%)	66 (28%)	56 (23%)	52 (22%)	26 (11%)	16	0	29%
Creating Alg. Expr. (62%)											
3	B	[16 - 23]	n=240	4 (2%)	197 (82%)	6 (3%)	7 (3%)	25 (10%)	1	0	82%
29	A	[16 - 23]	n=240	97 (40%)	41 (17%)	67 (28%)	24 (10%)	9 (4%)	2	0	41%
Log. Expr. (27%)											
53	B	[16 - 23]	n=240	30 (13%)	61 (25%)	61 (25%)	44 (18%)	27 (11%)	15	2	27%
Evaluating Seq. (55%)											
18	F	[16 - 23]	n=240	132 (55%)	39 (16%)	14 (6%)	26 (11%)	29 (12%)	0	0	55%
Solving Eq. w/1 Var. (32%)											
Eq. w/Expo. (36%)											
44	H	[16 - 23]	n=240	38 (16%)	49 (20%)	84 (35%)	43 (18%)	18 (8%)	8	0	36%
Simple Ineq. (28%)											
47	D	[16 - 23]	n=240	30 (13%)	56 (23%)	49 (20%)	65 (27%)	31 (13%)	7	2	28%
Alg. Functions (41%)											
Function Notation (41%)											
23	D	[16 - 23]	n=240	12 (5%)	47 (20%)	61 (25%)	97 (40%)	17 (7%)	6	0	41%
Solving Simul. Eq. (29%)											
38	G	[16 - 23]	n=240	13 (5%)	68 (28%)	40 (17%)	11 (5%)	105 (44%)	3	0	29%
Coord. Geo. (36%)											
Coord. System (24%)											
50	J	[16 - 23]	n=240	14 (6%)	42 (18%)	83 (35%)	45 (19%)	40 (17%)	13	3	20%
52	H	[16 - 23]	n=240	28 (12%)	64 (27%)	61 (25%)	33 (14%)	35 (15%)	17	2	28%
Slope of a Line (30%)											
49	C	[16 - 23]	n=240	71 (30%)	28 (12%)	70 (29%)	33 (14%)	28 (12%)	10	0	30%
Slope-Intercept Form (39%)											
36	G	[16 - 23]	n=240	22 (9%)	92 (38%)	55 (23%)	48 (20%)	21 (9%)	2	0	39%
Distance Formula (31%)											
45	D	[16 - 23]	n=240	21 (9%)	40 (17%)	69 (29%)	72 (30%)	29 (12%)	9	0	31%
Qualitative Behavior (66%)											
10	K	[16 - 23]	n=240	28 (12%)	19 (8%)	11 (5%)	24 (10%)	158 (66%)	0	0	66%
Plane Geo./Trig. (40%)											
Geo. (44%)											
Lines & Angles (51%)											
8	G	[16 - 23]	n=240	5 (2%)	189 (79%)	14 (6%)	8 (3%)	24 (10%)	0	0	79%

This score report was generated by Cambridge Educational Services, Inc. using an ACT, Inc. Sample/Practice exam. This report is not approved, endorsed, or authorized by ACT, Inc. and should not be viewed or used as such. ACT, PLAN, EXPLORE, and WORKKEYS are registered trademarks of ACT, Inc., which is not affiliated with Cambridge Educational Services, Inc.

ACT Formative Connection Report

Item	Ans	LMH	N=	A/F	B/G	C/H	D/J	E/K	Omit	Error	% Correct (without omits and errors)
58	G	[16 - 23]	n=240	56 (23%)	45 (19%)	63 (26%)	29 (12%)	29 (12%)	17	1	20%
Tri. (35%)											
Pythagorean Theorem (19%)											
40	J	[16 - 23]	n=240	92 (38%)	38 (16%)	43 (18%)	46 (19%)	18 (8%)	3	0	19%
Prop. of Triangles (41%)											
20	J	[16 - 23]	n=240	6 (3%)	18 (8%)	76 (32%)	109 (45%)	28 (12%)	2	1	46%
22	G	[16 - 23]	n=240	56 (23%)	79 (33%)	35 (15%)	61 (25%)	5 (2%)	4	0	33%
30	H	[16 - 23]	n=240	34 (14%)	62 (26%)	101 (42%)	29 (12%)	11 (5%)	1	2	43%
Rectangles & Squares (49%)											
2	H	[16 - 23]	n=240	27 (11%)	20 (8%)	184 (77%)	5 (2%)	2 (1%)	1	1	77%
11	E	[16 - 23]	n=240	19 (8%)	20 (8%)	17 (7%)	67 (28%)	116 (48%)	1	0	49%
28	K	[16 - 23]	n=240	19 (8%)	42 (18%)	53 (22%)	27 (11%)	96 (40%)	1	2	41%
37	B	[16 - 23]	n=240	52 (22%)	71 (30%)	48 (20%)	55 (23%)	8 (3%)	5	1	30%
Circles (51%)											
14	H	[16 - 23]	n=240	32 (13%)	21 (9%)	167 (70%)	16 (7%)	3 (1%)	1	0	70%
41	A	[16 - 23]	n=240	73 (30%)	55 (23%)	46 (19%)	31 (13%)	30 (13%)	2	3	31%
Complex Figures (18%)											
55	D	[16 - 23]	n=240	66 (28%)	49 (20%)	44 (18%)	41 (17%)	22 (9%)	17	1	18%
Solids (58%)											
6	J	[16 - 23]	n=240	5 (2%)	70 (29%)	16 (7%)	140 (58%)	9 (4%)	0	0	58%
Coord. Geo. (14%)											
Coord. System (14%)											
60	K	[16 - 23]	n=240	19 (8%)	64 (27%)	63 (26%)	44 (18%)	30 (13%)	18	2	14%
Trig. (30%)											
Trig. Functions (53%)											
42	J	[16 - 23]	n=240	23 (10%)	34 (14%)	30 (13%)	127 (53%)	24 (10%)	2	0	53%
Trig. Relations (18%)											
56	F	[16 - 23]	n=240	43 (18%)	50 (21%)	61 (25%)	46 (19%)	20 (8%)	18	2	20%
59	E	[16 - 23]	n=240	28 (12%)	36 (15%)	106 (44%)	17 (7%)	36 (15%)	17	0	16%




This score report was generated by Cambridge Educational Services, Inc. using an ACT, Inc. Sample/Practice exam. This report is not approved, endorsed, or authorized by ACT, Inc. and should not be viewed or used as such. ACT®, PLAN®, EXPLORE®, and WORKKEYS® are registered trademarks of ACT, Inc., which is not affiliated with Cambridge Educational Services, Inc.

ACT® Formative Connection Report

Item	Ans	LMH	N=	A/F	B/G	C/H	D/J	E/K	Omit	Error	% Correct (without omits and errors)
Mathematics - 60 items - Score Range 24+ (74%)											
Pre-Algebra/Elem. Algebra (80%)											
Arith. (79%)											
Simple Manip. (34%)											
51	D	[24 - 36]	n=66	6 (9%)	4 (6%)	21 (32%)	22 (33%)	12 (18%)	1	0	34%
Complic. Manip. (100%)											
Factoring (100%)											
5	D	[24 - 36]	n=66	0 (0%)	0 (0%)	0 (0%)	66 (100%)	0 (0%)	0	0	100%
Complic. Arith. App. (86%)											
16	H	[24 - 36]	n=66	0 (0%)	5 (8%)	56 (85%)	1 (2%)	4 (6%)	0	0	85%
24	J	[24 - 36]	n=66	2 (3%)	2 (3%)	3 (5%)	58 (88%)	1 (2%)	0	0	88%
Common Arith. (80%)											
Prop. of Numbers (64%)											
43	B	[24 - 36]	n=66	10 (15%)	42 (64%)	8 (12%)	1 (2%)	5 (8%)	0	0	64%
Sets (62%)											
48	K	[24 - 36]	n=66	10 (15%)	3 (5%)	7 (11%)	5 (8%)	41 (62%)	0	0	62%
Proportions (86%)											
12	F	[24 - 36]	n=66	57 (86%)	2 (3%)	0 (0%)	5 (8%)	2 (3%)	0	0	86%
Percents (85%)											
13	E	[24 - 36]	n=66	1 (2%)	0 (0%)	0 (0%)	1 (2%)	64 (97%)	0	0	97%
17	B	[24 - 36]	n=66	0 (0%)	64 (97%)	2 (3%)	0 (0%)	0 (0%)	0	0	97%
25	E	[24 - 36]	n=66	0 (0%)	1 (2%)	0 (0%)	4 (6%)	61 (92%)	0	0	92%
26	H	[24 - 36]	n=66	7 (11%)	4 (6%)	51 (77%)	0 (0%)	4 (6%)	0	0	77%
27	B	[24 - 36]	n=66	0 (0%)	40 (61%)	0 (0%)	26 (39%)	0 (0%)	0	0	61%
Elem. Alg. (81%)											
Manip. Alg. Expr. (82%)											
Basic Alg. Manip. (95%)											
15	A	[24 - 36]	n=66	63 (95%)	1 (2%)	0 (0%)	1 (2%)	1 (2%)	0	0	95%
19	A	[24 - 36]	n=66	62 (94%)	0 (0%)	0 (0%)	4 (6%)	0 (0%)	0	0	94%
Evaluating Expr. (92%)											
4	J	[24 - 36]	n=66	0 (0%)	1 (2%)	0 (0%)	65 (98%)	0 (0%)	0	0	98%
31	E	[24 - 36]	n=66	1 (2%)	1 (2%)	2 (3%)	3 (5%)	58 (88%)	1	0	89%
39	C	[24 - 36]	n=66	0 (0%)	3 (5%)	58 (88%)	1 (2%)	3 (5%)	1	0	89%
Factoring Expr. (67%)											
35	E	[24 - 36]	n=66	17 (26%)	2 (3%)	3 (5%)	0 (0%)	44 (67%)	0	0	67%
Creating Alg. Expr. (68%)											
7	B	[24 - 36]	n=66	0 (0%)	63 (95%)	0 (0%)	0 (0%)	1 (2%)	1	1	98%
46	F	[24 - 36]	n=66	49 (74%)	10 (15%)	2 (3%)	0 (0%)	5 (8%)	0	0	74%
57	A	[24 - 36]	n=66	21 (32%)	11 (17%)	13 (20%)	10 (15%)	10 (15%)	1	0	32%
Solving Eq. w/1 Var. (77%)											
Simple Eq. (77%)											
21	C	[24 - 36]	n=66	4 (6%)	0 (0%)	50 (76%)	10 (15%)	1 (2%)	0	1	77%
Stats. & Prob. (81%)											
Averages (94%)											

This score report was generated by Cambridge Educational Services, Inc. using an ACT, Inc. Sample/Practice exam. This report is not approved, endorsed, or authorized by ACT, Inc. and should not be viewed or used as such. ACT, PLAN, EXPLORE, and WORKKEYS are registered trademarks of ACT, Inc., which is not affiliated with Cambridge Educational Services, Inc.

ACT Formative Connection Report

Item	Ans	LMH	N=	A/F	B/G	C/H	D/J	E/K	Omit	Error	% Correct (without omits and errors)
1	C	[24 - 36]	n=66	0 (0%)	1 (2%)	62 (94%)	1 (2%)	2 (3%)	0	0	94%
Prob. (88%)											
9	E	[24 - 36]	n=66	6 (9%)	0 (0%)	1 (2%)	1 (2%)	58 (88%)	0	0	88%
Data Representation (75%)											
 Bar & Line Graphs (75%)											
32	F	[24 - 36]	n=66	63 (95%)	0 (0%)	1 (2%)	1 (2%)	1 (2%)	0	0	95%
33	D	[24 - 36]	n=66	6 (9%)	7 (11%)	7 (11%)	42 (64%)	4 (6%)	0	0	64%
34	H	[24 - 36]	n=66	2 (3%)	4 (6%)	43 (65%)	0 (0%)	17 (26%)	0	0	65%
Inter. Alg./Coord. Geo. (68%)											
Inter. Alg. (70%)											
Manip. Alg. Expr. (69%)											
Evaluating Expr. (53%)											
54	G	[24 - 36]	n=66	1 (2%)	34 (52%)	19 (29%)	3 (5%)	7 (11%)	2	0	53%
Creating Alg. Expr. (92%)											
3	B	[24 - 36]	n=66	0 (0%)	66 (100%)	0 (0%)	0 (0%)	0 (0%)	0	0	100%
29	A	[24 - 36]	n=66	56 (85%)	4 (6%)	2 (3%)	4 (6%)	0 (0%)	0	0	85%
 Log. Expr. (38%)											
53	B	[24 - 36]	n=66	10 (15%)	25 (38%)	14 (21%)	9 (14%)	7 (11%)	1	0	38%
Evaluating Seq. (88%)											
18	F	[24 - 36]	n=66	58 (88%)	3 (5%)	3 (5%)	0 (0%)	2 (3%)	0	0	88%
Solving Eq. w/1 Var. (61%)											
Eq. w/Expo. (56%)											
44	H	[24 - 36]	n=66	4 (6%)	15 (23%)	37 (56%)	7 (11%)	3 (5%)	0	0	56%
Simple Ineq. (67%)											
47	D	[24 - 36]	n=66	3 (5%)	2 (3%)	6 (9%)	44 (67%)	11 (17%)	0	0	67%
Alg. Functions (66%)											
Function Notation (66%)											
23	D	[24 - 36]	n=66	2 (3%)	6 (9%)	12 (18%)	43 (65%)	2 (3%)	1	0	66%
Solving Simul. Eq. (78%)											
38	G	[24 - 36]	n=66	4 (6%)	51 (77%)	5 (8%)	1 (2%)	4 (6%)	1	0	78%
Coord. Geo. (65%)											
 Coord. System (43%)											
50	J	[24 - 36]	n=66	1 (2%)	10 (15%)	16 (24%)	30 (45%)	9 (14%)	0	0	45%
52	H	[24 - 36]	n=66	13 (20%)	6 (9%)	26 (39%)	6 (9%)	14 (21%)	1	0	40%
Slope of a Line (64%)											
49	C	[24 - 36]	n=66	12 (18%)	1 (2%)	42 (64%)	6 (9%)	5 (8%)	0	0	64%
Slope-Intercept Form (73%)											
36	G	[24 - 36]	n=66	3 (5%)	48 (73%)	8 (12%)	2 (3%)	5 (8%)	0	0	73%
Distance Formula (73%)											
45	D	[24 - 36]	n=66	5 (8%)	3 (5%)	4 (6%)	48 (73%)	6 (9%)	0	0	73%
Qualitative Behavior (95%)											
10	K	[24 - 36]	n=66	1 (2%)	2 (3%)	0 (0%)	0 (0%)	63 (95%)	0	0	95%
Plane Geo./Trig. (71%)											
Geo. (75%)											
Lines & Angles (62%)											
8	G	[24 - 36]	n=66	0 (0%)	61 (92%)	1 (2%)	0 (0%)	4 (6%)	0	0	92%

This score report was generated by Cambridge Educational Services, Inc. using an ACT, Inc. Sample/Practice exam. This report is not approved, endorsed, or authorized by ACT, Inc. and should not be viewed or used as such. ACT, PLAN, EXPLORE, and WORKKEYS are registered trademarks of ACT, Inc., which is not affiliated with Cambridge Educational Services, Inc.

ACT Formative Connection Report

Item	Ans	LMH	N=	A/F	B/G	C/H	D/J	E/K	Omit	Error	% Correct (without omits and errors)
58	G	[24 - 36]	n=66	11 (17%)	20 (30%)	17 (26%)	8 (12%)	9 (14%)	1	0	31%
Tri. (73%)											
Pythagorean Theorem (64%)											
40	J	[24 - 36]	n=66	10 (15%)	2 (3%)	7 (11%)	41 (62%)	4 (6%)	1	1	64%
Prop. of Triangles (76%)											
20	J	[24 - 36]	n=66	0 (0%)	3 (5%)	9 (14%)	47 (71%)	7 (11%)	0	0	71%
22	G	[24 - 36]	n=66	3 (5%)	52 (79%)	3 (5%)	5 (8%)	2 (3%)	1	0	80%
30	H	[24 - 36]	n=66	5 (8%)	6 (9%)	51 (77%)	0 (0%)	4 (6%)	0	0	77%
Rectangles & Squares (87%)											
2	H	[24 - 36]	n=66	1 (2%)	0 (0%)	65 (98%)	0 (0%)	0 (0%)	0	0	98%
11	E	[24 - 36]	n=66	0 (0%)	0 (0%)	0 (0%)	2 (3%)	64 (97%)	0	0	97%
28	K	[24 - 36]	n=66	3 (5%)	1 (2%)	4 (6%)	0 (0%)	58 (88%)	0	0	88%
37	B	[24 - 36]	n=66	4 (6%)	43 (65%)	5 (8%)	12 (18%)	1 (2%)	0	1	66%
Circles (75%)											
14	H	[24 - 36]	n=66	1 (2%)	0 (0%)	64 (97%)	0 (0%)	1 (2%)	0	0	97%
41	A	[24 - 36]	n=66	34 (52%)	8 (12%)	7 (11%)	3 (5%)	13 (20%)	0	1	52%
Complex Figures (42%)											
55	D	[24 - 36]	n=66	16 (24%)	3 (5%)	10 (15%)	27 (41%)	9 (14%)	1	0	42%
Solids (97%)											
6	J	[24 - 36]	n=66	0 (0%)	1 (2%)	0 (0%)	64 (97%)	1 (2%)	0	0	97%
Coord. Geo. (52%)											
Coord. System (52%)											
60	K	[24 - 36]	n=66	6 (9%)	7 (11%)	11 (17%)	7 (11%)	33 (50%)	2	0	52%
Trig. (56%)											
Trig. Functions (82%)											
42	J	[24 - 36]	n=66	0 (0%)	3 (5%)	3 (5%)	54 (82%)	6 (9%)	0	0	82%
Trig. Relations (43%)											
56	F	[24 - 36]	n=66	35 (53%)	4 (6%)	13 (20%)	8 (12%)	4 (6%)	1	1	55%
59	E	[24 - 36]	n=66	2 (3%)	3 (5%)	36 (55%)	3 (5%)	19 (29%)	2	1	30%

This score report was generated by Cambridge Educational Services, Inc. using an ACT, Inc. Sample/Practice exam. This report is not approved, endorsed, or authorized by ACT, Inc. and should not be viewed or used as such. ACT®, PLAN®, EXPLORE®, and WORKKEYS® are registered trademarks of ACT, Inc., which is not affiliated with Cambridge Educational Services, Inc.

ACT®Formative Connection Report

Item	Ans	LMH	N=	A/F	B/G	C/H	D/J	E/K	Omit	Error	% Correct (without omits and errors)
Reading - 40 items - Score Range 1-15 (30%)											
Humanities (28%)											
Develop. (25%)											
22	F	[1 - 15]	n=227	53 (23%)	74 (33%)	47 (21%)	40 (18%)	0 (0%)	13	0	25%
Explicit Detail (30%)											
24	G	[1 - 15]	n=227	49 (22%)	52 (23%)	50 (22%)	56 (25%)	0 (0%)	20	0	25%
25	B	[1 - 15]	n=227	46 (20%)	88 (39%)	40 (18%)	30 (13%)	0 (0%)	22	1	43%
26	J	[1 - 15]	n=227	36 (16%)	39 (17%)	73 (32%)	53 (23%)	0 (0%)	26	0	26%
27	C	[1 - 15]	n=227	42 (19%)	47 (21%)	59 (26%)	49 (22%)	0 (0%)	29	1	30%
29	A	[1 - 15]	n=227	45 (20%)	56 (25%)	43 (19%)	50 (22%)	0 (0%)	33	0	23%
Implied Idea (27%)											
28	H	[1 - 15]	n=227	52 (23%)	56 (25%)	54 (24%)	36 (16%)	0 (0%)	29	0	27%
Main Idea (25%)											
21	D	[1 - 15]	n=227	60 (26%)	61 (27%)	42 (19%)	53 (23%)	0 (0%)	10	1	25%
Vocabulary (30%)											
23	A	[1 - 15]	n=227	65 (29%)	47 (21%)	66 (29%)	33 (15%)	0 (0%)	16	0	31%
30	F	[1 - 15]	n=227	56 (25%)	57 (25%)	40 (18%)	37 (16%)	0 (0%)	37	0	29%
Social Science (29%)											
App. (34%)											
12	F	[1 - 15]	n=227	55 (24%)	98 (43%)	41 (18%)	29 (13%)	0 (0%)	4	0	25%
14	H	[1 - 15]	n=227	29 (13%)	61 (27%)	95 (42%)	37 (16%)	0 (0%)	5	0	43%
Develop. (14%)											
13	D	[1 - 15]	n=227	33 (15%)	134 (59%)	24 (11%)	30 (13%)	0 (0%)	6	0	14%
Explicit Detail (32%)											
20	F	[1 - 15]	n=227	72 (32%)	76 (33%)	36 (16%)	38 (17%)	0 (0%)	5	0	32%
Implied Idea (34%)											
11	A	[1 - 15]	n=227	93 (41%)	39 (17%)	47 (21%)	43 (19%)	0 (0%)	5	0	42%
15	B	[1 - 15]	n=227	62 (27%)	59 (26%)	36 (16%)	67 (30%)	0 (0%)	3	0	26%
Main Idea (27%)											
16	H	[1 - 15]	n=227	49 (22%)	67 (30%)	62 (27%)	42 (19%)	0 (0%)	7	0	28%
17	A	[1 - 15]	n=227	56 (25%)	70 (31%)	48 (21%)	47 (21%)	0 (0%)	5	1	25%
Vocabulary (32%)											
18	G	[1 - 15]	n=227	51 (22%)	71 (31%)	49 (22%)	48 (21%)	0 (0%)	7	1	32%
Voice (25%)											
19	B	[1 - 15]	n=227	54 (24%)	54 (24%)	58 (26%)	53 (23%)	0 (0%)	6	2	25%
Prose Fiction (37%)											
Develop. (30%)											
3	B	[1 - 15]	n=227	61 (27%)	67 (30%)	28 (12%)	66 (29%)	0 (0%)	3	2	30%
Explicit Detail (30%)											
5	D	[1 - 15]	n=227	44 (19%)	51 (22%)	62 (27%)	68 (30%)	0 (0%)	2	0	30%
Implied Idea (38%)											

ACT Formative Connection Report

Item	Ans	LMH	N=	A/F	B/G	C/H	D/J	E/K	Omit	Error	% Correct (without omits and errors)
1	D	[1 - 15]	n=227	53 (23%)	33 (15%)	61 (27%)	76 (33%)	0 (0%)	2	2	34%
2	H	[1 - 15]	n=227	22 (10%)	53 (23%)	113 (50%)	37 (16%)	0 (0%)	2	0	50%
4	J	[1 - 15]	n=227	25 (11%)	52 (23%)	50 (22%)	97 (43%)	0 (0%)	3	0	43%
6	G	[1 - 15]	n=227	59 (26%)	98 (43%)	35 (15%)	31 (14%)	0 (0%)	3	1	44%
7	D	[1 - 15]	n=227	87 (38%)	39 (17%)	34 (15%)	65 (29%)	0 (0%)	1	1	29%
8	H	[1 - 15]	n=227	36 (16%)	90 (40%)	58 (26%)	39 (17%)	0 (0%)	3	1	26%
9	B	[1 - 15]	n=227	59 (26%)	91 (40%)	25 (11%)	49 (22%)	0 (0%)	3	0	41%
10	F	[1 - 15]	n=227	88 (39%)	39 (17%)	61 (27%)	38 (17%)	0 (0%)	1	0	39%
Natural Science (23%)											
App. (15%)											
39	D	[1 - 15]	n=227	37 (16%)	59 (26%)	53 (23%)	27 (12%)	0 (0%)	51	0	15%
Develop. (28%)											
35	C	[1 - 15]	n=227	40 (18%)	57 (25%)	50 (22%)	30 (13%)	0 (0%)	49	1	28%
Explicit Detail (23%)											
32	J	[1 - 15]	n=227	39 (17%)	48 (21%)	49 (22%)	45 (20%)	0 (0%)	45	1	25%
33	C	[1 - 15]	n=227	47 (21%)	59 (26%)	41 (18%)	35 (15%)	0 (0%)	45	0	23%
34	G	[1 - 15]	n=227	41 (18%)	34 (15%)	55 (24%)	50 (22%)	0 (0%)	47	0	19%
36	H	[1 - 15]	n=227	46 (20%)	55 (24%)	44 (19%)	32 (14%)	0 (0%)	50	0	25%
Implied Idea (33%)											
40	G	[1 - 15]	n=227	44 (19%)	57 (25%)	38 (17%)	36 (16%)	0 (0%)	52	0	33%
Main Idea (26%)											
31	D	[1 - 15]	n=227	35 (15%)	73 (32%)	28 (12%)	45 (20%)	0 (0%)	44	2	25%
37	A	[1 - 15]	n=227	49 (22%)	51 (22%)	48 (21%)	27 (12%)	0 (0%)	51	1	28%
Vocabulary (11%)											
38	J	[1 - 15]	n=227	44 (19%)	62 (27%)	48 (21%)	19 (8%)	0 (0%)	54	0	11%

This score report was generated by Cambridge Educational Services, Inc. using an ACT, Inc. Sample/Practice exam. This report is not approved, endorsed, or authorized by ACT, Inc. and should not be viewed or used as such. ACT®, PLAN®, EXPLORE®, and WORKKEYS® are registered trademarks of ACT, Inc., which is not affiliated with Cambridge Educational Services, Inc.

ACT®Formative Connection Report

Item	Ans	LMH	N=	A/F	B/G	C/H	D/J	E/K	Omit	Error	% Correct (without omits and errors)
Reading - 40 items - Score Range 16-23 (52%)											
Humanities (53%)											
Develop. (45%)											
!22	F	[16 - 23]	n=209	94 (45%)	51 (24%)	28 (13%)	34 (16%)	0 (0%)	1	1	45%
Explicit Detail (54%)											
24	G	[16 - 23]	n=209	38 (18%)	78 (37%)	41 (20%)	52 (25%)	0 (0%)	0	0	37%
25	B	[16 - 23]	n=209	30 (14%)	133 (64%)	28 (13%)	18 (9%)	0 (0%)	0	0	64%
26	J	[16 - 23]	n=209	22 (11%)	27 (13%)	33 (16%)	124 (59%)	0 (0%)	2	1	60%
27	C	[16 - 23]	n=209	30 (14%)	21 (10%)	121 (58%)	35 (17%)	0 (0%)	0	2	58%
29	A	[16 - 23]	n=209	103 (49%)	54 (26%)	25 (12%)	24 (11%)	0 (0%)	3	0	50%
Implied Idea (43%)											
!28	H	[16 - 23]	n=209	31 (15%)	54 (26%)	88 (42%)	33 (16%)	0 (0%)	3	0	43%
Main Idea (50%)											
21	D	[16 - 23]	n=209	33 (16%)	45 (22%)	25 (12%)	104 (50%)	0 (0%)	2	0	50%
Vocabulary (59%)											
23	A	[16 - 23]	n=209	127 (61%)	17 (8%)	40 (19%)	25 (12%)	0 (0%)	0	0	61%
30	F	[16 - 23]	n=209	116 (56%)	57 (27%)	22 (11%)	11 (5%)	0 (0%)	3	0	56%
Social Science (51%)											
App. (51%)											
12	F	[16 - 23]	n=209	74 (35%)	97 (46%)	27 (13%)	11 (5%)	0 (0%)	0	0	35%
14	H	[16 - 23]	n=209	15 (7%)	22 (11%)	137 (66%)	34 (16%)	0 (0%)	1	0	66%
Develop. (23%)											
13	D	[16 - 23]	n=209	34 (16%)	115 (55%)	11 (5%)	47 (22%)	0 (0%)	1	1	23%
Explicit Detail (54%)											
20	F	[16 - 23]	n=209	112 (54%)	55 (26%)	21 (10%)	19 (9%)	0 (0%)	0	2	54%
Implied Idea (65%)											
11	A	[16 - 23]	n=209	172 (82%)	7 (3%)	17 (8%)	12 (6%)	0 (0%)	1	0	83%
!15	B	[16 - 23]	n=209	37 (18%)	99 (47%)	28 (13%)	43 (21%)	0 (0%)	1	1	48%
Main Idea (49%)											
!16	H	[16 - 23]	n=209	42 (20%)	42 (20%)	102 (49%)	22 (11%)	0 (0%)	1	0	49%
!17	A	[16 - 23]	n=209	103 (49%)	38 (18%)	25 (12%)	43 (21%)	0 (0%)	0	0	49%
Vocabulary (63%)											
18	G	[16 - 23]	n=209	45 (22%)	130 (62%)	10 (5%)	23 (11%)	0 (0%)	0	1	63%
Voice (43%)											
!19	B	[16 - 23]	n=209	30 (14%)	89 (43%)	57 (27%)	30 (14%)	0 (0%)	2	1	43%
Prose Fiction (67%)											
Develop. (63%)											
3	B	[16 - 23]	n=209	26 (12%)	132 (63%)	5 (2%)	46 (22%)	0 (0%)	0	0	63%
Explicit Detail (62%)											
5	D	[16 - 23]	n=209	11 (5%)	32 (15%)	36 (17%)	130 (62%)	0 (0%)	0	0	62%
Implied Idea (68%)											

This score report was generated by Cambridge Educational Services, Inc. using an ACT, Inc. Sample/Practice exam. This report is not approved, endorsed, or authorized by ACT, Inc. and should not be viewed or used as such. ACT , PLAN , EXPLORE , and WORKKEYS are registered trademarks of ACT, Inc., which is not affiliated with Cambridge Educational Services, Inc.

ACT Formative Connection Report

Item	Ans	LMH	N=	A/F	B/G	C/H	D/J	E/K	Omit	Error	% Correct (without omits and errors)
1	D	[16 - 23]	n=209	34 (16%)	3 (1%)	44 (21%)	128 (61%)	0 (0%)	0	0	61%
2	H	[16 - 23]	n=209	9 (4%)	34 (16%)	148 (71%)	18 (9%)	0 (0%)	0	0	71%
4	J	[16 - 23]	n=209	6 (3%)	24 (11%)	12 (6%)	167 (80%)	0 (0%)	0	0	80%
6	G	[16 - 23]	n=209	24 (11%)	168 (80%)	10 (5%)	6 (3%)	0 (0%)	0	1	81%
7	D	[16 - 23]	n=209	48 (23%)	5 (2%)	9 (4%)	146 (70%)	0 (0%)	1	0	70%
8	H	[16 - 23]	n=209	34 (16%)	48 (23%)	104 (50%)	21 (10%)	0 (0%)	0	2	50%
9	B	[16 - 23]	n=209	45 (22%)	123 (59%)	12 (6%)	28 (13%)	0 (0%)	0	1	59%
10	F	[16 - 23]	n=209	147 (70%)	10 (5%)	38 (18%)	13 (6%)	0 (0%)	1	0	71%
Natural Science (35%)											
App. (20%)											
39	D	[16 - 23]	n=209	30 (14%)	75 (36%)	45 (22%)	37 (18%)	0 (0%)	21	1	20%
Develop. (42%)											
35	C	[16 - 23]	n=209	38 (18%)	58 (28%)	80 (38%)	16 (8%)	0 (0%)	17	0	42%
Explicit Detail (36%)											
32	J	[16 - 23]	n=209	35 (17%)	32 (15%)	36 (17%)	93 (44%)	0 (0%)	12	1	47%
33	C	[16 - 23]	n=209	63 (30%)	34 (16%)	52 (25%)	45 (22%)	0 (0%)	15	0	27%
34	G	[16 - 23]	n=209	25 (12%)	55 (26%)	38 (18%)	78 (37%)	0 (0%)	13	0	28%
36	H	[16 - 23]	n=209	46 (22%)	37 (18%)	79 (38%)	30 (14%)	0 (0%)	17	0	41%
Implied Idea (39%)											
40	G	[16 - 23]	n=209	39 (19%)	74 (35%)	32 (15%)	43 (21%)	0 (0%)	21	0	39%
Main Idea (41%)											
31	D	[16 - 23]	n=209	14 (7%)	79 (38%)	35 (17%)	73 (35%)	0 (0%)	8	0	36%
37	A	[16 - 23]	n=209	87 (42%)	51 (24%)	38 (18%)	14 (7%)	0 (0%)	19	0	46%
Vocabulary (20%)											
38	J	[16 - 23]	n=209	48 (23%)	69 (33%)	34 (16%)	37 (18%)	0 (0%)	21	0	20%

This score report was generated by Cambridge Educational Services, Inc. using an ACT, Inc. Sample/Practice exam. This report is not approved, endorsed, or authorized by ACT, Inc. and should not be viewed or used as such. ACT®, PLAN®, EXPLORE®, and WORKKEYS® are registered trademarks of ACT, Inc., which is not affiliated with Cambridge Educational Services, Inc.

ACT®Formative Connection Report

Item	Ans	LMH	N=	A/F	B/G	C/H	D/J	E/K	Omit	Error	% Correct (without omits and errors)
Reading - 40 items - Score Range 24+ (76%)											
Humanities (78%)											
Develop. (70%)											
22	F	[24 - 36]	n=61	43 (70%)	2 (3%)	7 (11%)	9 (15%)	0 (0%)	0	0	70%
Explicit Detail (84%)											
24	G	[24 - 36]	n=61	5 (8%)	45 (74%)	4 (7%)	7 (11%)	0 (0%)	0	0	74%
25	B	[24 - 36]	n=61	2 (3%)	50 (82%)	2 (3%)	7 (11%)	0 (0%)	0	0	82%
26	J	[24 - 36]	n=61	1 (2%)	1 (2%)	5 (8%)	54 (89%)	0 (0%)	0	0	89%
27	C	[24 - 36]	n=61	0 (0%)	0 (0%)	55 (90%)	5 (8%)	0 (0%)	0	1	92%
29	A	[24 - 36]	n=61	50 (82%)	5 (8%)	5 (8%)	1 (2%)	0 (0%)	0	0	82%
Implied Idea (56%)											
28	H	[24 - 36]	n=61	1 (2%)	16 (26%)	34 (56%)	10 (16%)	0 (0%)	0	0	56%
Main Idea (70%)											
21	D	[24 - 36]	n=61	6 (10%)	10 (16%)	2 (3%)	43 (70%)	0 (0%)	0	0	70%
Vocabulary (82%)											
23	A	[24 - 36]	n=61	54 (89%)	2 (3%)	3 (5%)	2 (3%)	0 (0%)	0	0	89%
30	F	[24 - 36]	n=61	46 (75%)	11 (18%)	4 (7%)	0 (0%)	0 (0%)	0	0	75%
Social Science (80%)											
App. (77%)											
12	F	[24 - 36]	n=61	43 (70%)	14 (23%)	3 (5%)	0 (0%)	0 (0%)	0	1	72%
14	H	[24 - 36]	n=61	1 (2%)	0 (0%)	49 (80%)	10 (16%)	0 (0%)	1	0	82%
Develop. (64%)											
13	D	[24 - 36]	n=61	2 (3%)	20 (33%)	0 (0%)	39 (64%)	0 (0%)	0	0	64%
Explicit Detail (87%)											
20	F	[24 - 36]	n=61	53 (87%)	4 (7%)	1 (2%)	3 (5%)	0 (0%)	0	0	87%
Implied Idea (93%)											
11	A	[24 - 36]	n=61	60 (98%)	0 (0%)	1 (2%)	0 (0%)	0 (0%)	0	0	98%
15	B	[24 - 36]	n=61	3 (5%)	53 (87%)	1 (2%)	4 (7%)	0 (0%)	0	0	87%
Main Idea (77%)											
16	H	[24 - 36]	n=61	6 (10%)	3 (5%)	52 (85%)	0 (0%)	0 (0%)	0	0	85%
17	A	[24 - 36]	n=61	42 (69%)	5 (8%)	6 (10%)	8 (13%)	0 (0%)	0	0	69%
Vocabulary (82%)											
18	G	[24 - 36]	n=61	8 (13%)	49 (80%)	0 (0%)	3 (5%)	0 (0%)	0	1	82%
Voice (75%)											
19	B	[24 - 36]	n=61	3 (5%)	46 (75%)	3 (5%)	9 (15%)	0 (0%)	0	0	75%
Prose Fiction (84%)											
Develop. (95%)											
3	B	[24 - 36]	n=61	1 (2%)	58 (95%)	0 (0%)	2 (3%)	0 (0%)	0	0	95%
Explicit Detail (87%)											
5	D	[24 - 36]	n=61	3 (5%)	0 (0%)	5 (8%)	53 (87%)	0 (0%)	0	0	87%
Implied Idea (82%)											
1	D	[24 - 36]	n=61	7 (11%)	1 (2%)	7 (11%)	45 (74%)	0 (0%)	1	0	75%

This score report was generated by Cambridge Educational Services, Inc. using an ACT, Inc. Sample/Practice exam. This report is not approved, endorsed, or authorized by ACT, Inc. and should not be viewed or used as such. ACT, PLAN, EXPLORE, and WORKKEYS are registered trademarks of ACT, Inc., which is not affiliated with Cambridge Educational Services, Inc.

ACT Formative Connection Report

Item	Ans	LMH	N=	A/F	B/G	C/H	D/J	E/K	Omit	Error	% Correct (without omits and errors)
2	H	[24 - 36]	n=61	1 (2%)	5 (8%)	49 (80%)	6 (10%)	0 (0%)	0	0	80%
4	J	[24 - 36]	n=61	0 (0%)	3 (5%)	2 (3%)	56 (92%)	0 (0%)	0	0	92%
6	G	[24 - 36]	n=61	1 (2%)	57 (93%)	3 (5%)	0 (0%)	0 (0%)	0	0	93%
7	D	[24 - 36]	n=61	12 (20%)	2 (3%)	0 (0%)	47 (77%)	0 (0%)	0	0	77%
8	H	[24 - 36]	n=61	10 (16%)	2 (3%)	44 (72%)	5 (8%)	0 (0%)	0	0	72%
9	B	[24 - 36]	n=61	3 (5%)	44 (72%)	2 (3%)	12 (20%)	0 (0%)	0	0	72%
10	F	[24 - 36]	n=61	56 (92%)	1 (2%)	3 (5%)	1 (2%)	0 (0%)	0	0	92%
Natural Science (61%)											
!39	D	[24 - 36]	n=61	3 (5%)	10 (16%)	16 (26%)	27 (44%)	0 (0%)	4	1	48%
Develop. (63%)											
!35	C	[24 - 36]	n=61	12 (20%)	10 (16%)	37 (61%)	0 (0%)	0 (0%)	1	1	63%
Explicit Detail (69%)											
32	J	[24 - 36]	n=61	5 (8%)	4 (7%)	3 (5%)	48 (79%)	0 (0%)	1	0	80%
!33	C	[24 - 36]	n=61	15 (25%)	2 (3%)	35 (57%)	9 (15%)	0 (0%)	0	0	57%
!34	G	[24 - 36]	n=61	4 (7%)	39 (64%)	3 (5%)	15 (25%)	0 (0%)	0	0	64%
36	H	[24 - 36]	n=61	6 (10%)	4 (7%)	44 (72%)	4 (7%)	0 (0%)	2	1	76%
Implied Idea (71%)											
40	G	[24 - 36]	n=61	4 (7%)	42 (69%)	11 (18%)	2 (3%)	0 (0%)	2	0	71%
Main Idea (58%)											
!31	D	[24 - 36]	n=61	1 (2%)	21 (34%)	10 (16%)	28 (46%)	0 (0%)	1	0	47%
!37	A	[24 - 36]	n=61	41 (67%)	7 (11%)	8 (13%)	3 (5%)	0 (0%)	2	0	69%
Vocabulary (36%)											
!38	J	[24 - 36]	n=61	18 (30%)	12 (20%)	7 (11%)	21 (34%)	0 (0%)	2	1	36%





This score report was generated by Cambridge Educational Services, Inc. using an ACT, Inc. Sample/Practice exam. This report is not approved, endorsed, or authorized by ACT, Inc. and should not be viewed or used as such. ACT®, PLAN®, EXPLORE®, and WORKKEYS® are registered trademarks of ACT, Inc., which is not affiliated with Cambridge Educational Services, Inc.

ACT® Formative Connection Report

Item	Ans	LMH	N=	A/F	B/G	C/H	D/J	E/K	Omit	Error	% Correct (without omits and errors)
Science - 40 items - Score Range 1-15 (25%)											
Data Representation (26%)											
Comprehension (27%)											
2	G	[1 - 15]	n=192	47 (24%)	72 (38%)	35 (18%)	34 (18%)	0 (0%)	2	2	38%
5	D	[1 - 15]	n=192	57 (30%)	51 (27%)	43 (22%)	38 (20%)	0 (0%)	1	2	20%
!31	D	[1 - 15]	n=192	25 (13%)	55 (29%)	42 (22%)	46 (24%)	0 (0%)	23	1	27%
!36	G	[1 - 15]	n=192	31 (16%)	37 (19%)	58 (30%)	35 (18%)	0 (0%)	31	0	23%
Analysis (24%)											
1	D	[1 - 15]	n=192	60 (31%)	49 (26%)	16 (8%)	62 (32%)	0 (0%)	2	3	33%
!3	C	[1 - 15]	n=192	29 (15%)	66 (34%)	49 (26%)	45 (23%)	0 (0%)	3	0	26%
33	B	[1 - 15]	n=192	55 (29%)	47 (24%)	41 (21%)	22 (11%)	0 (0%)	25	2	28%
34	F	[1 - 15]	n=192	33 (17%)	53 (28%)	55 (29%)	22 (11%)	0 (0%)	28	1	20%
!37	C	[1 - 15]	n=192	47 (24%)	43 (22%)	45 (23%)	28 (15%)	0 (0%)	28	1	28%
38	J	[1 - 15]	n=192	32 (17%)	51 (27%)	56 (29%)	21 (11%)	0 (0%)	29	3	13%
39	A	[1 - 15]	n=192	25 (13%)	57 (30%)	57 (30%)	24 (13%)	0 (0%)	29	0	15%
40	F	[1 - 15]	n=192	36 (19%)	44 (23%)	41 (21%)	40 (21%)	0 (0%)	29	2	22%
App. (29%)											
4	F	[1 - 15]	n=192	84 (44%)	23 (12%)	60 (31%)	21 (11%)	0 (0%)	4	0	45%
32	H	[1 - 15]	n=192	49 (26%)	45 (23%)	34 (18%)	41 (21%)	0 (0%)	23	0	20%
35	A	[1 - 15]	n=192	34 (18%)	61 (32%)	40 (21%)	30 (16%)	0 (0%)	27	0	21%
Research Summary (25%)											
Comprehension (25%)											
7	B	[1 - 15]	n=192	47 (24%)	61 (32%)	52 (27%)	30 (16%)	0 (0%)	2	0	32%
23	A	[1 - 15]	n=192	37 (19%)	52 (27%)	57 (30%)	38 (20%)	0 (0%)	8	0	20%
!26	G	[1 - 15]	n=192	33 (17%)	50 (26%)	66 (34%)	27 (14%)	0 (0%)	13	3	28%
29	A	[1 - 15]	n=192	33 (17%)	61 (32%)	59 (31%)	22 (11%)	0 (0%)	17	0	19%
Analysis (25%)											
6	G	[1 - 15]	n=192	23 (12%)	81 (42%)	53 (28%)	28 (15%)	0 (0%)	5	2	44%
8	H	[1 - 15]	n=192	34 (18%)	54 (28%)	61 (32%)	40 (21%)	0 (0%)	3	0	32%
9	D	[1 - 15]	n=192	46 (24%)	61 (32%)	54 (28%)	28 (15%)	0 (0%)	3	0	15%
10	J	[1 - 15]	n=192	35 (18%)	62 (32%)	71 (37%)	20 (10%)	0 (0%)	3	1	11%
19	B	[1 - 15]	n=192	48 (25%)	57 (30%)	54 (28%)	25 (13%)	0 (0%)	8	0	31%
21	D	[1 - 15]	n=192	39 (20%)	56 (29%)	61 (32%)	31 (16%)	0 (0%)	4	1	17%
22	H	[1 - 15]	n=192	45 (23%)	60 (31%)	44 (23%)	36 (19%)	0 (0%)	6	1	24%
!25	B	[1 - 15]	n=192	60 (31%)	47 (24%)	54 (28%)	19 (10%)	0 (0%)	10	2	26%
27	C	[1 - 15]	n=192	40 (21%)	52 (27%)	53 (28%)	32 (17%)	0 (0%)	15	0	30%
!28	H	[1 - 15]	n=192	42 (22%)	54 (28%)	48 (25%)	32 (17%)	0 (0%)	16	0	27%
30	F	[1 - 15]	n=192	36 (19%)	45 (23%)	59 (31%)	30 (16%)	0 (0%)	21	1	21%

This score report was generated by Cambridge Educational Services, Inc. using an ACT, Inc. Sample/Practice exam. This report is not approved, endorsed, or authorized by ACT, Inc. and should not be viewed or used as such. ACT, PLAN, EXPLORE, and WORKKEYS are registered trademarks of ACT, Inc., which is not affiliated with Cambridge Educational Services, Inc.

ACT Formative Connection Report

Item	Ans	LMH	N=	A/F	B/G	C/H	D/J	E/K	Omit	Error	% Correct (without omits and errors)
 App. (25%)											
11	A	[1 - 15]	n=192	35 (18%)	62 (32%)	56 (29%)	33 (17%)	0 (0%)	5	1	19%
!20	G	[1 - 15]	n=192	43 (22%)	55 (29%)	65 (34%)	25 (13%)	0 (0%)	4	0	29%
!24	H	[1 - 15]	n=192	37 (19%)	53 (28%)	47 (24%)	45 (23%)	0 (0%)	9	1	26%
 Conflicting View. (24%)											
 Comprehension (27%)											
12	H	[1 - 15]	n=192	26 (14%)	66 (34%)	67 (35%)	30 (16%)	0 (0%)	2	1	35%
13	B	[1 - 15]	n=192	46 (24%)	63 (33%)	46 (24%)	34 (18%)	0 (0%)	3	0	33%
17	D	[1 - 15]	n=192	56 (29%)	48 (25%)	59 (31%)	25 (13%)	0 (0%)	4	0	13%
 Analysis (21%)											
14	F	[1 - 15]	n=192	33 (17%)	51 (27%)	64 (33%)	37 (19%)	0 (0%)	6	1	18%
!15	B	[1 - 15]	n=192	38 (20%)	53 (28%)	61 (32%)	33 (17%)	0 (0%)	5	2	29%
16	F	[1 - 15]	n=192	34 (18%)	67 (35%)	45 (23%)	43 (22%)	0 (0%)	3	0	18%
18	J	[1 - 15]	n=192	30 (16%)	66 (34%)	57 (30%)	35 (18%)	0 (0%)	4	0	19%

This score report was generated by Cambridge Educational Services, Inc. using an ACT, Inc. Sample/Practice exam. This report is not approved, endorsed, or authorized by ACT, Inc. and should not be viewed or used as such. ACT®, PLAN®, EXPLORE®, and WORKKEYS® are registered trademarks of ACT, Inc., which is not affiliated with Cambridge Educational Services, Inc.

ACT®Formative Connection Report

Item	Ans	LMH	N=	A/F	B/G	C/H	D/J	E/K	Omit	Error	% Correct (without omits and errors)
Science - 40 items - Score Range 16-23 (45%)											
Data Representation (42%)											
Comprehension (50%)											
2	G	[16 - 23]	n=258	56 (22%)	148 (57%)	27 (10%)	26 (10%)	0 (0%)	1	0	58%
5	D	[16 - 23]	n=258	53 (21%)	42 (16%)	43 (17%)	117 (45%)	0 (0%)	2	1	46%
31	D	[16 - 23]	n=258	25 (10%)	60 (23%)	24 (9%)	138 (53%)	0 (0%)	8	3	56%
36	G	[16 - 23]	n=258	57 (22%)	94 (36%)	74 (29%)	19 (7%)	0 (0%)	13	1	39%
Analysis (38%)											
1	D	[16 - 23]	n=258	40 (16%)	23 (9%)	3 (1%)	189 (73%)	0 (0%)	1	2	74%
3	C	[16 - 23]	n=258	18 (7%)	59 (23%)	146 (57%)	31 (12%)	0 (0%)	3	1	57%
33	B	[16 - 23]	n=258	50 (19%)	98 (38%)	82 (32%)	19 (7%)	0 (0%)	9	0	39%
34	F	[16 - 23]	n=258	58 (22%)	67 (26%)	67 (26%)	55 (21%)	0 (0%)	11	0	23%
37	C	[16 - 23]	n=258	29 (11%)	80 (31%)	102 (40%)	35 (14%)	0 (0%)	12	0	41%
38	J	[16 - 23]	n=258	56 (22%)	77 (30%)	64 (25%)	46 (18%)	0 (0%)	14	1	19%
39	A	[16 - 23]	n=258	59 (23%)	81 (31%)	79 (31%)	27 (10%)	0 (0%)	12	0	24%
40	F	[16 - 23]	n=258	58 (22%)	64 (25%)	71 (28%)	51 (20%)	0 (0%)	13	1	24%
App. (44%)											
4	F	[16 - 23]	n=258	179 (69%)	10 (4%)	57 (22%)	9 (3%)	0 (0%)	3	0	70%
32	H	[16 - 23]	n=258	65 (25%)	55 (21%)	99 (38%)	30 (12%)	0 (0%)	9	0	40%
35	A	[16 - 23]	n=258	52 (20%)	79 (31%)	70 (27%)	45 (17%)	0 (0%)	11	1	21%
Research Summary (48%)											
Comprehension (48%)											
7	B	[16 - 23]	n=258	60 (23%)	152 (59%)	29 (11%)	12 (5%)	0 (0%)	2	3	60%
23	A	[16 - 23]	n=258	93 (36%)	64 (25%)	61 (24%)	39 (15%)	0 (0%)	1	0	36%
26	G	[16 - 23]	n=258	30 (12%)	134 (52%)	63 (24%)	28 (11%)	0 (0%)	3	0	53%
29	A	[16 - 23]	n=258	104 (40%)	55 (21%)	51 (20%)	39 (15%)	0 (0%)	8	1	42%
Analysis (50%)											
6	G	[16 - 23]	n=258	21 (8%)	190 (74%)	24 (9%)	18 (7%)	0 (0%)	1	4	75%
8	H	[16 - 23]	n=258	23 (9%)	25 (10%)	176 (68%)	32 (12%)	0 (0%)	0	2	69%
9	D	[16 - 23]	n=258	54 (21%)	34 (13%)	30 (12%)	138 (53%)	0 (0%)	0	2	54%
10	J	[16 - 23]	n=258	21 (8%)	83 (32%)	47 (18%)	105 (41%)	0 (0%)	1	1	41%
19	B	[16 - 23]	n=258	31 (12%)	174 (67%)	32 (12%)	18 (7%)	0 (0%)	1	2	68%
21	D	[16 - 23]	n=258	28 (11%)	39 (15%)	96 (37%)	94 (36%)	0 (0%)	1	0	37%
22	H	[16 - 23]	n=258	46 (18%)	59 (23%)	122 (47%)	28 (11%)	0 (0%)	3	0	48%
25	B	[16 - 23]	n=258	44 (17%)	141 (55%)	51 (20%)	20 (8%)	0 (0%)	2	0	55%
27	C	[16 - 23]	n=258	43 (17%)	63 (24%)	106 (41%)	41 (16%)	0 (0%)	4	1	42%
28	H	[16 - 23]	n=258	76 (29%)	49 (19%)	106 (41%)	19 (7%)	0 (0%)	7	1	42%
30	F	[16 - 23]	n=258	52 (20%)	56 (22%)	73 (28%)	66 (26%)	0 (0%)	10	1	21%

This score report was generated by Cambridge Educational Services, Inc. using an ACT, Inc. Sample/Practice exam. This report is not approved, endorsed, or authorized by ACT, Inc. and should not be viewed or used as such. ACT , PLAN , EXPLORE , and WORKKEYS are registered trademarks of ACT, Inc., which is not affiliated with Cambridge Educational Services, Inc.

ACT Formative Connection Report

Item	Ans	LMH	N=	A/F	B/G	C/H	D/J	E/K	Omit	Error	% Correct (without omits and errors)
App. (39%)											
11	A	[16 - 23]	n=258	70 (27%)	76 (29%)	90 (35%)	18 (7%)	0 (0%)	4	0	28%
20	G	[16 - 23]	n=258	32 (12%)	148 (57%)	55 (21%)	21 (8%)	0 (0%)	2	0	58%
! 24	H	[16 - 23]	n=258	49 (19%)	76 (29%)	83 (32%)	45 (17%)	0 (0%)	4	1	33%
Conflicting View. (45%)											
Comprehension (50%)											
12	H	[16 - 23]	n=258	35 (14%)	38 (15%)	163 (63%)	20 (8%)	0 (0%)	1	1	64%
13	B	[16 - 23]	n=258	49 (19%)	152 (59%)	26 (10%)	30 (12%)	0 (0%)	1	0	59%
17	D	[16 - 23]	n=258	44 (17%)	59 (23%)	83 (32%)	66 (26%)	0 (0%)	1	5	26%
Analysis (42%)											
14	F	[16 - 23]	n=258	115 (45%)	45 (17%)	59 (23%)	38 (15%)	0 (0%)	1	0	45%
15	B	[16 - 23]	n=258	20 (8%)	129 (50%)	69 (27%)	38 (15%)	0 (0%)	2	0	50%
16	F	[16 - 23]	n=258	111 (43%)	49 (19%)	56 (22%)	40 (16%)	0 (0%)	2	0	43%
18	J	[16 - 23]	n=258	39 (15%)	71 (28%)	74 (29%)	72 (28%)	0 (0%)	2	0	28%





This score report was generated by Cambridge Educational Services, Inc. using an ACT, Inc. Sample/Practice exam. This report is not approved, endorsed, or authorized by ACT, Inc. and should not be viewed or used as such. ACT®, PLAN®, EXPLORE®, and WORKKEYS® are registered trademarks of ACT, Inc., which is not affiliated with Cambridge Educational Services, Inc.

ACT® Formative Connection Report

Item	Ans	LMH	N=	A/F	B/G	C/H	D/J	E/K	Omit	Error	% Correct (without omits and errors)
Science - 40 items - Score Range 24+ (76%)											
Data Representation (67%)											
Comprehension (76%)											
2	G	[24 - 36]	n=47	12 (26%)	33 (70%)	1 (2%)	1 (2%)	0 (0%)	0	0	70%
5	D	[24 - 36]	n=47	2 (4%)	1 (2%)	3 (6%)	40 (85%)	0 (0%)	1	0	87%
31	D	[24 - 36]	n=47	2 (4%)	4 (9%)	1 (2%)	40 (85%)	0 (0%)	0	0	85%
36	G	[24 - 36]	n=47	7 (15%)	30 (64%)	7 (15%)	3 (6%)	0 (0%)	0	0	64%
Analysis (62%)											
1	D	[24 - 36]	n=47	5 (11%)	0 (0%)	0 (0%)	42 (89%)	0 (0%)	0	0	89%
3	C	[24 - 36]	n=47	0 (0%)	1 (2%)	46 (98%)	0 (0%)	0 (0%)	0	0	98%
!33	B	[24 - 36]	n=47	9 (19%)	24 (51%)	14 (30%)	0 (0%)	0 (0%)	0	0	51%
!34	F	[24 - 36]	n=47	22 (47%)	5 (11%)	2 (4%)	18 (38%)	0 (0%)	0	0	47%
37	C	[24 - 36]	n=47	8 (17%)	4 (9%)	32 (68%)	3 (6%)	0 (0%)	0	0	68%
!38	J	[24 - 36]	n=47	13 (28%)	5 (11%)	8 (17%)	21 (45%)	0 (0%)	0	0	45%
!39	A	[24 - 36]	n=47	25 (53%)	8 (17%)	10 (21%)	4 (9%)	0 (0%)	0	0	53%
!40	F	[24 - 36]	n=47	21 (45%)	8 (17%)	11 (23%)	7 (15%)	0 (0%)	0	0	45%
App. (66%)											
4	F	[24 - 36]	n=47	42 (89%)	0 (0%)	5 (11%)	0 (0%)	0 (0%)	0	0	89%
!32	H	[24 - 36]	n=47	4 (9%)	10 (21%)	26 (55%)	7 (15%)	0 (0%)	0	0	55%
!35	A	[24 - 36]	n=47	25 (53%)	7 (15%)	10 (21%)	5 (11%)	0 (0%)	0	0	53%
Research Summary (82%)											
Comprehension (90%)											
7	B	[24 - 36]	n=47	0 (0%)	46 (98%)	1 (2%)	0 (0%)	0 (0%)	0	0	98%
23	A	[24 - 36]	n=47	44 (94%)	2 (4%)	1 (2%)	0 (0%)	0 (0%)	0	0	94%
26	G	[24 - 36]	n=47	1 (2%)	43 (91%)	2 (4%)	1 (2%)	0 (0%)	0	0	91%
29	A	[24 - 36]	n=47	36 (77%)	7 (15%)	4 (9%)	0 (0%)	0 (0%)	0	0	77%
Analysis (81%)											
6	G	[24 - 36]	n=47	1 (2%)	46 (98%)	0 (0%)	0 (0%)	0 (0%)	0	0	98%
8	H	[24 - 36]	n=47	0 (0%)	0 (0%)	46 (98%)	1 (2%)	0 (0%)	0	0	98%
9	D	[24 - 36]	n=47	4 (9%)	1 (2%)	0 (0%)	42 (89%)	0 (0%)	0	0	89%
10	J	[24 - 36]	n=47	1 (2%)	5 (11%)	2 (4%)	39 (83%)	0 (0%)	0	0	83%
19	B	[24 - 36]	n=47	1 (2%)	46 (98%)	0 (0%)	0 (0%)	0 (0%)	0	0	98%
21	D	[24 - 36]	n=47	2 (4%)	1 (2%)	13 (28%)	31 (66%)	0 (0%)	0	0	66%
22	H	[24 - 36]	n=47	3 (6%)	4 (9%)	39 (83%)	1 (2%)	0 (0%)	0	0	83%
25	B	[24 - 36]	n=47	3 (6%)	42 (89%)	2 (4%)	0 (0%)	0 (0%)	0	0	89%
27	C	[24 - 36]	n=47	2 (4%)	10 (21%)	33 (70%)	2 (4%)	0 (0%)	0	0	70%
28	H	[24 - 36]	n=47	11 (23%)	1 (2%)	34 (72%)	1 (2%)	0 (0%)	0	0	72%
!30	F	[24 - 36]	n=47	21 (45%)	3 (6%)	17 (36%)	5 (11%)	0 (0%)	0	1	46%

This score report was generated by Cambridge Educational Services, Inc. using an ACT, Inc. Sample/Practice exam. This report is not approved, endorsed, or authorized by ACT, Inc. and should not be viewed or used as such. ACT, PLAN, EXPLORE, and WORKKEYS are registered trademarks of ACT, Inc., which is not affiliated with Cambridge Educational Services, Inc.

ACT Formative Connection Report

Item	Ans	LMH	N=	A/F	B/G	C/H	D/J	E/K	Omit	Error	% Correct (without omits and errors)
 App. (75%)											
11	A	[24 - 36]	n=47	32 (68%)	5 (11%)	8 (17%)	2 (4%)	0 (0%)	0	0	68%
20	G	[24 - 36]	n=47	1 (2%)	45 (96%)	0 (0%)	1 (2%)	0 (0%)	0	0	96%
!24	H	[24 - 36]	n=47	3 (6%)	6 (13%)	28 (60%)	9 (19%)	0 (0%)	1	0	61%
 Conflicting View. (79%)											
 Comprehension (84%)											
12	H	[24 - 36]	n=47	2 (4%)	3 (6%)	40 (85%)	2 (4%)	0 (0%)	0	0	85%
13	B	[24 - 36]	n=47	1 (2%)	44 (94%)	1 (2%)	1 (2%)	0 (0%)	0	0	94%
17	D	[24 - 36]	n=47	0 (0%)	8 (17%)	4 (9%)	35 (74%)	0 (0%)	0	0	74%
 Analysis (74%)											
14	F	[24 - 36]	n=47	43 (91%)	1 (2%)	2 (4%)	1 (2%)	0 (0%)	0	0	91%
15	B	[24 - 36]	n=47	3 (6%)	39 (83%)	4 (9%)	1 (2%)	0 (0%)	0	0	83%
16	F	[24 - 36]	n=47	33 (70%)	4 (9%)	9 (19%)	1 (2%)	0 (0%)	0	0	70%
!18	J	[24 - 36]	n=47	6 (13%)	8 (17%)	8 (17%)	25 (53%)	0 (0%)	0	0	53%

This score report was generated by Cambridge Educational Services, Inc. using an ACT, Inc. Sample/Practice exam. This report is not approved, endorsed, or authorized by ACT, Inc. and should not be viewed or used as such. ACT®, PLAN®, EXPLORE®, and WORKKEYS® are registered trademarks of ACT, Inc., which is not affiliated with Cambridge Educational Services, Inc.

ACT®Formative Connection Report

Item	Ans	LMH	N=	A/F	B/G	C/H	D/J	E/K	Omit	Error	% Correct (without omits and errors)
English - Score Range 1-15 (37%)											
!20	Diction										
!1	Comma Splices										
!38	Comma Splices										
!35	Misplaced Modifiers										
!54	No Change										
!18	Approp. Suppor. Mat.										
!44	Par.-Lev. Struct.										
!75	Par.-Lev. Struct.										
!22	Clar. of Meaning										
!55	No Change										

This score report was generated by Cambridge Educational Services, Inc. using an ACT, Inc. Sample/Practice exam. This report is not approved, endorsed, or authorized by ACT, Inc. and should not be viewed or used as such. ACT®, PLAN®, EXPLORE®, and WORKKEYS® are registered trademarks of ACT, Inc., which is not affiliated with Cambridge Educational Services, Inc.

ACT®Formative Connection Report

Item	Ans	LMH	N=	A/F	B/G	C/H	D/J	E/K	Omit	Error	% Correct (without omits and errors)
English - Score Range 16-23 (61%)											
!32	Diction										
!58	Commas										
!42	No Change										
!40	Approp. Suppor. Mat.										
!68	Approp. Suppor. Mat.										
!4	Eff. Trans. Sent.										
!60	Main Idea										
!31	Conciseness										
!47	Conciseness										
!22	Clar. of Meaning										

This score report was generated by Cambridge Educational Services, Inc. using an ACT, Inc. Sample/Practice exam. This report is not approved, endorsed, or authorized by ACT, Inc. and should not be viewed or used as such. ACT®, PLAN®, EXPLORE®, and WORKKEYS® are registered trademarks of ACT, Inc., which is not affiliated with Cambridge Educational Services, Inc.

ACT®Formative Connection Report

Item	Ans	LMH	N=	A/F	B/G	C/H	D/J	E/K	Omit	Error	% Correct (without omits and errors)
English - Score Range 24+ (84%)											
!53	Seq. & Verb Tense										
!46	Diction										
!73	Run-on Sent.										
!69	Comma Splices										
!58	Commas										
!74	Colons										
!24	Approp. Suppor. Mat.										
!11	Eff. Trans. Sent.										
!29	Par.-Lev. Struct.										
!33	Conciseness										

This score report was generated by Cambridge Educational Services, Inc. using an ACT, Inc. Sample/Practice exam. This report is not approved, endorsed, or authorized by ACT, Inc. and should not be viewed or used as such. ACT®, PLAN®, EXPLORE®, and WORKKEYS® are registered trademarks of ACT, Inc., which is not affiliated with Cambridge Educational Services, Inc.

ACT®Formative Connection Report

Item	Ans	LMH	N=	A/F	B/G	C/H	D/J	E/K	Omit	Error	% Correct (without omits and errors)
Mathematics - Score Range 1-15 (23%)											
↓ 46	Creating Alg. Expr.										
↓ 21	Simple Eq.										
↓ 34	Bar & Line Graphs										
↓ 44	Eq. w/Expo.										
↓ 45	Distance Formula										
↓ 58	Lines & Angles										
↓ 20	Prop. of Triangles										
↓ 41	Circles										
↓ 6	Solids										
↓ 42	Trig. Functions										

This score report was generated by Cambridge Educational Services, Inc. using an ACT, Inc. Sample/Practice exam. This report is not approved, endorsed, or authorized by ACT, Inc. and should not be viewed or used as such. ACT®, PLAN®, EXPLORE®, and WORKKEYS® are registered trademarks of ACT, Inc., which is not affiliated with Cambridge Educational Services, Inc.

ACT®Formative Connection Report

Item	Ans	LMH	N=	A/F	B/G	C/H	D/J	E/K	Omit	Error	% Correct (without omits and errors)
Mathematics - Score Range 16-23 (44%)											
↓ 43	Prop. of Numbers										
↓ 26	Percents										
↓ 46	Creating Alg. Expr.										
↓ 54	Evaluating Expr.										
↓ 52	Coord. System										
↓ 49	Slope of a Line										
↓ 45	Distance Formula										
↓ 22	Prop. of Triangles										
↓ 37	Rectangles & Squares										
↓ 41	Circles										

This score report was generated by Cambridge Educational Services, Inc. using an ACT, Inc. Sample/Practice exam. This report is not approved, endorsed, or authorized by ACT, Inc. and should not be viewed or used as such. ACT®, PLAN®, EXPLORE®, and WORKKEYS® are registered trademarks of ACT, Inc., which is not affiliated with Cambridge Educational Services, Inc.

ACT®Formative Connection Report

Item	Ans	LMH	N=	A/F	B/G	C/H	D/J	E/K	Omit	Error	% Correct (without omits and errors)
Mathematics - Score Range 24+ (74%)											
51											
57											
53											
50											
52											
58											
41											
55											
60											
59											

This score report was generated by Cambridge Educational Services, Inc. using an ACT, Inc. Sample/Practice exam. This report is not approved, endorsed, or authorized by ACT, Inc. and should not be viewed or used as such. ACT®, PLAN®, EXPLORE®, and WORKKEYS® are registered trademarks of ACT, Inc., which is not affiliated with Cambridge Educational Services, Inc.

ACT®Formative Connection Report

Item	Ans	LMH	N=	A/F	B/G	C/H	D/J	E/K	Omit	Error	% Correct (without omits and errors)
Reading - Score Range 1-15 (30%)											
!27		Explicit Detail									
!28		Implied Idea									
!23		Vocabulary									
!20		Explicit Detail									
!18		Vocabulary									
!3		Develop.									
!5		Explicit Detail									
!35		Develop.									
!36		Explicit Detail									
!37		Main Idea									

This score report was generated by Cambridge Educational Services, Inc. using an ACT, Inc. Sample/Practice exam. This report is not approved, endorsed, or authorized by ACT, Inc. and should not be viewed or used as such. ACT®, PLAN®, EXPLORE®, and WORKKEYS® are registered trademarks of ACT, Inc., which is not affiliated with Cambridge Educational Services, Inc.

ACT®Formative Connection Report

Item	Ans	LMH	N=	A/F	B/G	C/H	D/J	E/K	Omit	Error	% Correct (without omits and errors)
Reading - Score Range 16-23 (52%)											
!22	Develop.										
!28	Implied Idea										
!15	Implied Idea										
!16	Main Idea										
!17	Main Idea										
!19	Voice										
!35	Develop.										
!32	Explicit Detail										
!36	Explicit Detail										
!37	Main Idea										

This score report was generated by Cambridge Educational Services, Inc. using an ACT, Inc. Sample/Practice exam. This report is not approved, endorsed, or authorized by ACT, Inc. and should not be viewed or used as such. ACT®, PLAN®, EXPLORE®, and WORKKEYS® are registered trademarks of ACT, Inc., which is not affiliated with Cambridge Educational Services, Inc.

ACT®Formative Connection Report

Item	Ans	LMH	N=	A/F	B/G	C/H	D/J	E/K	Omit	Error	% Correct (without omits and errors)
Reading - Score Range 24+ (76%)											
!28	Implied Idea										
!13	Develop.										
!17	Main Idea										
!39	App.										
!35	Develop.										
!33	Explicit Detail										
!34	Explicit Detail										
!31	Main Idea										
!37	Main Idea										
!38	Vocabulary										

This score report was generated by Cambridge Educational Services, Inc. using an ACT, Inc. Sample/Practice exam. This report is not approved, endorsed, or authorized by ACT, Inc. and should not be viewed or used as such. ACT®, PLAN®, EXPLORE®, and WORKKEYS® are registered trademarks of ACT, Inc., which is not affiliated with Cambridge Educational Services, Inc.

ACT®Formative Connection Report

Item	Ans	LMH	N=	A/F	B/G	C/H	D/J	E/K	Omit	Error	% Correct (without omits and errors)
Science - Score Range 1-15 (25%)											
!31											
!36											
!3											
!37											
!26											
!25											
!28											
!20											
!24											
!15											

This score report was generated by Cambridge Educational Services, Inc. using an ACT, Inc. Sample/Practice exam. This report is not approved, endorsed, or authorized by ACT, Inc. and should not be viewed or used as such. ACT®, PLAN®, EXPLORE®, and WORKKEYS® are registered trademarks of ACT, Inc., which is not affiliated with Cambridge Educational Services, Inc.

ACT®Formative Connection Report

Item	Ans	LMH	N=	A/F	B/G	C/H	D/J	E/K	Omit	Error	% Correct (without omits and errors)
Science - Score Range 16-23 (45%)											
!36	Comprehension										
!33	Analysis										
!37	Analysis										
!32	App.										
!23	Comprehension										
!29	Comprehension										
!10	Analysis										
!21	Analysis										
!27	Analysis										
!24	App.										

This score report was generated by Cambridge Educational Services, Inc. using an ACT, Inc. Sample/Practice exam. This report is not approved, endorsed, or authorized by ACT, Inc. and should not be viewed or used as such. ACT®, PLAN®, EXPLORE®, and WORKKEYS® are registered trademarks of ACT, Inc., which is not affiliated with Cambridge Educational Services, Inc.

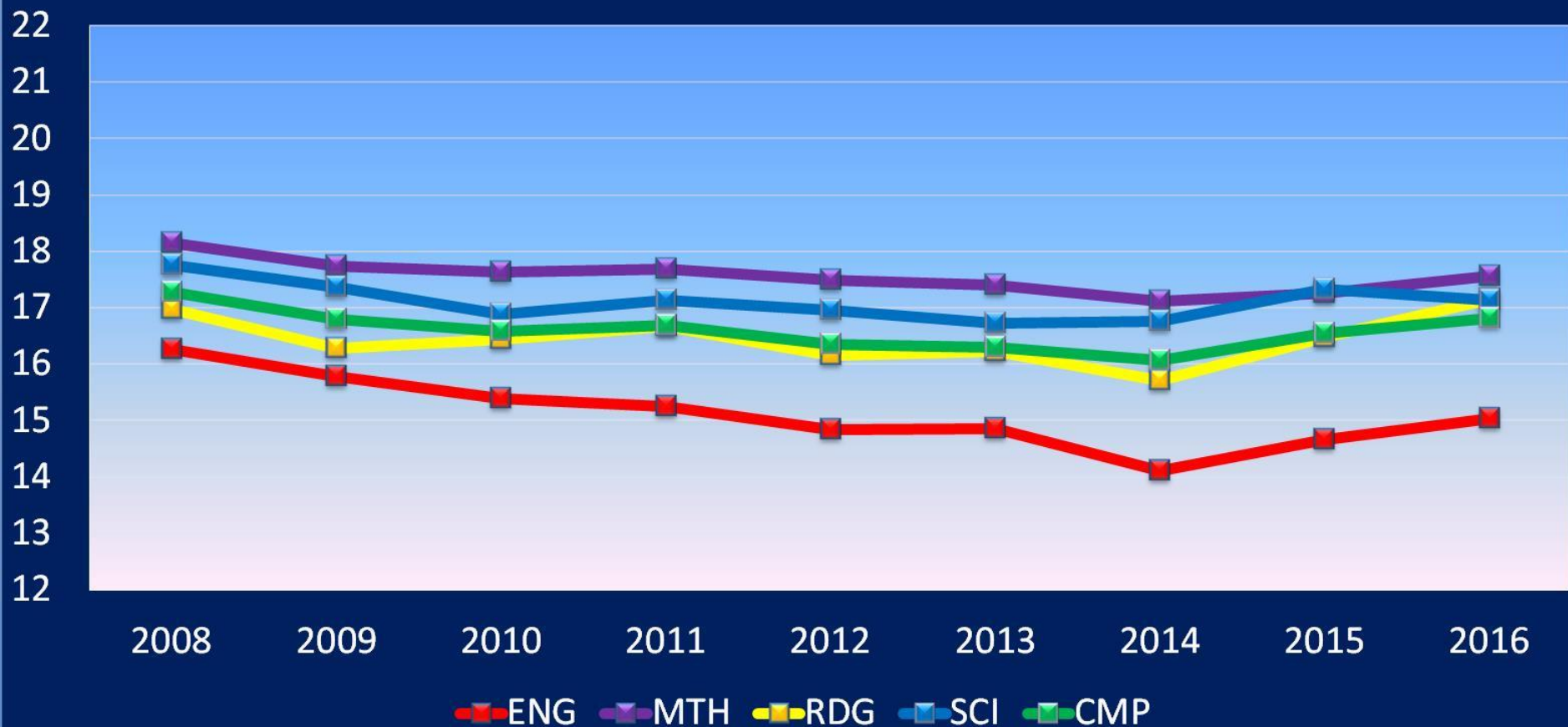
ACT®Formative Connection Report

Item	Ans	LMH	N=	A/F	B/G	C/H	D/J	E/K	Omit	Error	% Correct (without omits and errors)
Science - Score Range 24+ (76%)											
!33	Analysis										
!34	Analysis										
!38	Analysis										
!39	Analysis										
!40	Analysis										
!32	App.										
!35	App.										
!30	Analysis										
!24	App.										
!18	Analysis										

This score report was generated by Cambridge Educational Services, Inc. using an ACT, Inc. Sample/Practice exam. This report is not approved, endorsed, or authorized by ACT, Inc. and should not be viewed or used as such. ACT®, PLAN®, EXPLORE®, and WORKKEYS® are registered trademarks of ACT, Inc., which is not affiliated with Cambridge Educational Services, Inc.

Retired ACT Test Results

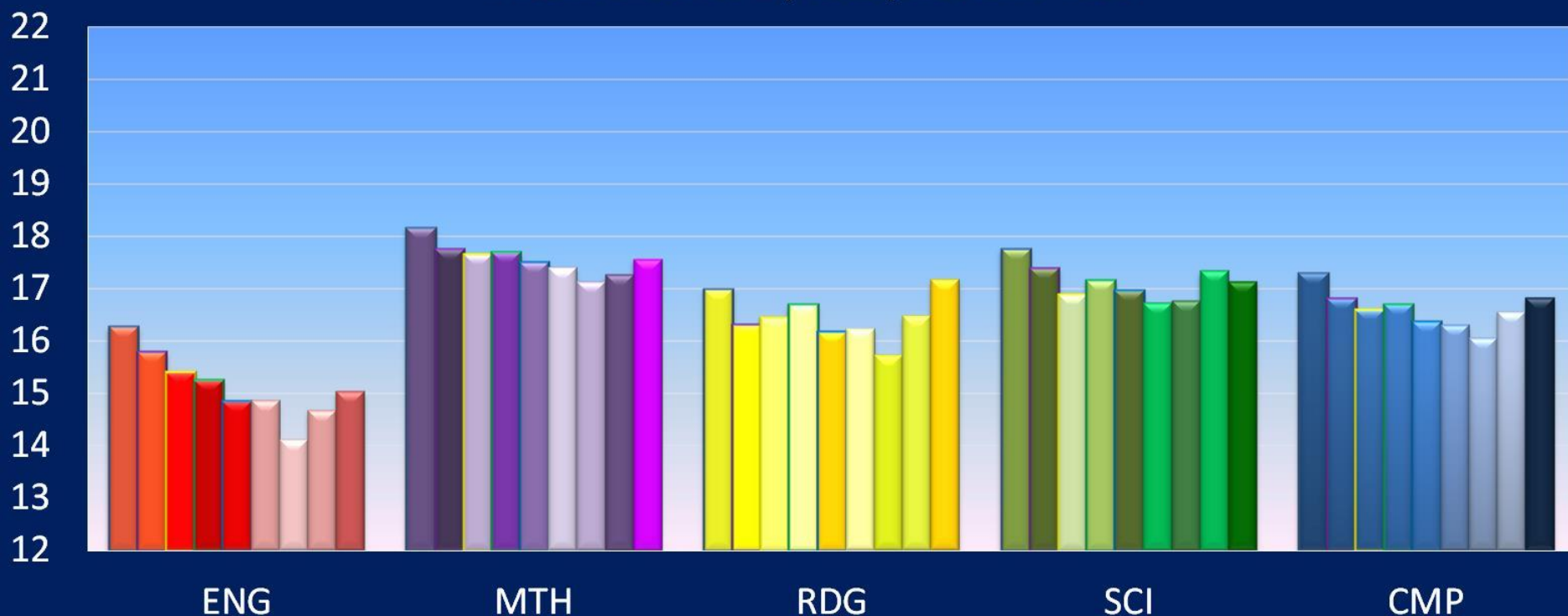
Mean Scores by Subject and Year



YEAR	ENG	MTH	RDG	SCI	CMP
2008	16.27	18.16	16.99	17.76	17.29
2009	15.79	17.75	16.3	17.38	16.81
2010	15.41	17.65	16.45	16.89	16.59
2011	15.26	17.69	16.69	17.15	16.7
2012	14.85	17.51	16.17	16.96	16.37
2013	14.86	17.41	16.24	16.74	16.31
2014	14.12	17.13	15.73	16.78	16.07
2015	14.68	17.27	16.48	17.35	16.56
2016	15.04	17.57	17.17	17.14	16.83

Junior ACT Test Results

Mean Scores by Subject and Year



YEAR	2008	2009	2010	2011	2012	2013	2014	2015	2016
ENG	16.27	15.79	15.41	15.26	14.85	14.86	14.12	14.68	15.04
MTH	18.16	17.75	17.65	17.69	17.51	17.41	17.13	17.27	17.57
RDG	16.99	16.3	16.45	16.69	16.17	16.24	15.73	16.48	17.17
SCI	17.76	17.38	16.89	17.15	16.96	16.74	16.78	17.35	17.14
CMP	17.29	16.81	16.59	16.7	16.37	16.31	16.07	16.56	16.83

ACT® Content Distribution

Item	Ans	A/F	B/G	C/H	D/J	E/K	Omit	Error	% Correct (without omits and errors)
English - 75 items (47%)									
Usage & Mechanics (47%)									
Grammar & Usage (40%)									
Sub-Verb Agreement (25%)									
70	G	169 (34%)	123 (25%)	82 (16%)	36 (7%)	0 (0%)	85	2	30%
Pronoun Usage (24%)									
72	F	117 (24%)	166 (33%)	64 (13%)	56 (11%)	0 (0%)	93	1	29%
Adj. vs. Adv. (59%)									
43	C	117 (24%)	53 (11%)	292 (59%)	14 (3%)	0 (0%)	21	0	61%
Nouns & Noun Clauses (28%)									
17	C	134 (27%)	179 (36%)	138 (28%)	44 (9%)	0 (0%)	2	0	28%
Verb Tense (47%)									
27	D	27 (5%)	150 (30%)	16 (3%)	300 (60%)	0 (0%)	4	0	61%
59	D	81 (16%)	124 (25%)	42 (8%)	195 (39%)	0 (0%)	53	2	44%
66	J	80 (16%)	56 (11%)	85 (17%)	207 (42%)	0 (0%)	68	1	48%
Seq. & Verb Tense (19%)									
53	B	80 (16%)	92 (19%)	37 (7%)	244 (49%)	0 (0%)	43	1	20%
Diction (44%)									
20	H	58 (12%)	75 (15%)	261 (53%)	97 (20%)	0 (0%)	3	3	53%
21	D	34 (7%)	96 (19%)	32 (6%)	334 (67%)	0 (0%)	1	0	67%
25	D	150 (30%)	16 (3%)	74 (15%)	249 (50%)	0 (0%)	5	3	51%
32	H	140 (28%)	53 (11%)	230 (46%)	68 (14%)	0 (0%)	5	1	47%
46	F	109 (22%)	155 (31%)	124 (25%)	82 (16%)	0 (0%)	26	1	23%
56	H	88 (18%)	60 (12%)	156 (31%)	146 (29%)	0 (0%)	47	0	35%
62	J	119 (24%)	83 (17%)	31 (6%)	206 (41%)	0 (0%)	57	1	47%
Sent. Struct. (49%)									
Run-on Sent. (26%)									
73	B	115 (23%)	130 (26%)	86 (17%)	68 (14%)	0 (0%)	98	0	33%
Comma Splices (44%)									
1	C	107 (22%)	15 (3%)	275 (55%)	95 (19%)	0 (0%)	1	4	56%
38	J	62 (12%)	50 (10%)	88 (18%)	283 (57%)	0 (0%)	13	1	59%
69	C	132 (27%)	93 (19%)	105 (21%)	82 (16%)	0 (0%)	84	1	25%
Fragments (57%)									
37	D	64 (13%)	58 (12%)	74 (15%)	291 (59%)	0 (0%)	10	0	60%
61	C	85 (17%)	39 (8%)	280 (56%)	35 (7%)	0 (0%)	58	0	64%
Coord. & Subord. (51%)									
65	B	95 (19%)	252 (51%)	51 (10%)	31 (6%)	0 (0%)	68	0	59%
Faul. Parallelism (60%)									
10	G	47 (9%)	290 (58%)	139 (28%)	18 (4%)	0 (0%)	3	0	59%
19	D	74 (15%)	99 (20%)	11 (2%)	311 (63%)	0 (0%)	1	1	63%
Misplaced Modifiers (47%)									
35	B	124 (25%)	281 (57%)	57 (11%)	27 (5%)	0 (0%)	8	0	57%
39	B	111 (22%)	191 (38%)	131 (26%)	51 (10%)	0 (0%)	12	1	39%
Punctuation (52%)									
Commas (57%)									

This score report was generated by Cambridge Educational Services, Inc. using an ACT, Inc. Sample/Practice exam. This report is not approved, endorsed, or authorized by ACT, Inc. and should not be viewed or used as such. ACT , PLAN , EXPLORE , and WORKKEYS are registered trademarks of ACT, Inc., which is not affiliated with Cambridge Educational Services, Inc.

ACT Content Distribution

Item	Ans	A/F	B/G	C/H	D/J	E/K	Omit	Error	% Correct (without omits and errors)
3	B	21 (4%)	332 (67%)	39 (8%)	103 (21%)	0 (0%)	2	0	67%
23	C	147 (30%)	65 (13%)	271 (55%)	10 (2%)	0 (0%)	4	0	55%
58 Colons (43%)	H	46 (9%)	136 (27%)	246 (49%)	22 (4%)	0 (0%)	47	0	55%
6	H	47 (9%)	35 (7%)	327 (66%)	87 (18%)	0 (0%)	1	0	66%
74	G	123 (25%)	98 (20%)	106 (21%)	69 (14%)	0 (0%)	99	2	25%
Dashes (35%)									
13	C	107 (22%)	187 (38%)	172 (35%)	30 (6%)	0 (0%)	1	0	35%
Apostrophes (59%)									
8	H	18 (4%)	48 (10%)	343 (69%)	84 (17%)	0 (0%)	4	0	70%
16	F	318 (64%)	64 (13%)	87 (18%)	27 (5%)	0 (0%)	1	0	64%
52	G	44 (9%)	216 (43%)	168 (34%)	29 (6%)	0 (0%)	39	1	47%
No Change (56%)									
28	F	276 (56%)	125 (25%)	39 (8%)	51 (10%)	0 (0%)	4	2	56%
42	F	224 (45%)	66 (13%)	174 (35%)	17 (3%)	0 (0%)	16	0	47%
48	F	337 (68%)	47 (9%)	48 (10%)	34 (7%)	0 (0%)	31	0	72%
49	A	337 (68%)	85 (17%)	25 (5%)	17 (3%)	0 (0%)	33	0	73%
54	F	221 (44%)	41 (8%)	53 (11%)	141 (28%)	0 (0%)	41	0	48%
Rhetorical Skills (47%)									
Strategy (48%)									
Approp. Suppor. Mat. (48%)									
2	H	140 (28%)	51 (10%)	263 (53%)	38 (8%)	0 (0%)	4	1	53%
12	F	328 (66%)	53 (11%)	56 (11%)	59 (12%)	0 (0%)	1	0	66%
18	F	284 (57%)	113 (23%)	34 (7%)	61 (12%)	0 (0%)	4	1	58%
24	F	193 (39%)	134 (27%)	52 (10%)	116 (23%)	0 (0%)	2	0	39%
36	H	39 (8%)	69 (14%)	315 (63%)	64 (13%)	0 (0%)	9	1	65%
40	F	217 (44%)	73 (15%)	86 (17%)	104 (21%)	0 (0%)	17	0	45%
64	H	120 (24%)	116 (23%)	120 (24%)	72 (14%)	0 (0%)	68	1	28%
68	H	105 (21%)	59 (12%)	176 (35%)	79 (16%)	0 (0%)	75	3	42%
Eff. Opening Sent. (46%)									
51	B	135 (27%)	228 (46%)	59 (12%)	37 (7%)	0 (0%)	38	0	50%
Eff. Trans. Sent. (45%)									
4	G	215 (43%)	165 (33%)	55 (11%)	57 (11%)	0 (0%)	4	1	34%
7	A	328 (66%)	31 (6%)	49 (10%)	86 (17%)	0 (0%)	3	0	66%
11	D	266 (54%)	54 (11%)	88 (18%)	86 (17%)	0 (0%)	3	0	17%
26	J	101 (20%)	43 (9%)	13 (3%)	337 (68%)	0 (0%)	3	0	68%
57	D	101 (20%)	133 (27%)	27 (5%)	192 (39%)	0 (0%)	43	1	42%
Eff. Concl. Sent. (64%)									
14	G	76 (15%)	320 (64%)	36 (7%)	61 (12%)	0 (0%)	4	0	65%
Main Idea (50%)									
15	B	44 (9%)	314 (63%)	118 (24%)	19 (4%)	0 (0%)	2	0	63%
45	D	102 (21%)	91 (18%)	47 (9%)	234 (47%)	0 (0%)	23	0	49%
60	H	128 (26%)	81 (16%)	204 (41%)	33 (7%)	0 (0%)	51	0	46%

This score report was generated by Cambridge Educational Services, Inc. using an ACT, Inc. Sample/Practice exam. This report is not approved, endorsed, or authorized by ACT, Inc. and should not be viewed or used as such. ACT, PLAN, EXPLORE, and WORKKEYS are registered trademarks of ACT, Inc., which is not affiliated with Cambridge Educational Services, Inc.

ACT Content Distribution

Item	Ans	A/F	B/G	C/H	D/J	E/K	Omit	Error	% Correct (without omits and errors)
Org. (48%)									
Passage-Lev. Struct. (64%)									
30	F	320 (64%)	79 (16%)	54 (11%)	38 (8%)	0 (0%)	5	1	65%
Par-Lev. Struct. (43%)									
29	B	159 (32%)	237 (48%)	47 (9%)	50 (10%)	0 (0%)	3	1	48%
44	H	105 (21%)	97 (20%)	244 (49%)	31 (6%)	0 (0%)	20	0	51%
75	C	94 (19%)	76 (15%)	158 (32%)	65 (13%)	0 (0%)	103	1	40%
Style (43%)									
Conciseness (36%)									
5	D	95 (19%)	57 (11%)	109 (22%)	231 (46%)	0 (0%)	5	0	47%
31	D	61 (12%)	56 (11%)	219 (44%)	158 (32%)	0 (0%)	3	0	32%
33	C	201 (40%)	95 (19%)	156 (31%)	38 (8%)	0 (0%)	6	1	32%
47	D	118 (24%)	125 (25%)	46 (9%)	179 (36%)	0 (0%)	29	0	38%
Clar. of Meaning (49%)									
9	A	303 (61%)	67 (13%)	60 (12%)	66 (13%)	0 (0%)	1	0	61%
22	G	177 (36%)	241 (48%)	17 (3%)	60 (12%)	0 (0%)	1	1	49%
41	A	256 (52%)	76 (15%)	65 (13%)	84 (17%)	0 (0%)	16	0	53%
50	J	50 (10%)	79 (16%)	81 (16%)	252 (51%)	0 (0%)	34	1	55%
71	B	92 (19%)	165 (33%)	91 (18%)	56 (11%)	0 (0%)	92	1	41%
No Change (53%)									
34	F	335 (67%)	87 (18%)	21 (4%)	46 (9%)	0 (0%)	7	1	69%
55	A	229 (46%)	126 (25%)	58 (12%)	41 (8%)	0 (0%)	43	0	50%
63	A	283 (57%)	48 (10%)	41 (8%)	60 (12%)	0 (0%)	64	1	66%
67	A	208 (42%)	97 (20%)	81 (16%)	37 (7%)	0 (0%)	72	2	49%

Mathematics - 60 items (39%)

Pre-Algebra/Elem. Algebra (42%)									
Arith. (39%)									
Simple Manip. (16%)									
51	D	85 (17%)	124 (25%)	134 (27%)	80 (16%)	32 (6%)	39	3	18%
Complic. Manip. (61%)									
Factoring (61%)									
5	D	8 (2%)	54 (11%)	36 (7%)	303 (61%)	92 (19%)	3	1	61%
Complic. Arith. App. (44%)									
16	H	32 (6%)	94 (19%)	252 (51%)	55 (11%)	61 (12%)	3	0	51%
24	J	63 (13%)	124 (25%)	83 (17%)	187 (38%)	37 (7%)	3	0	38%
Common Arith. (38%)									
Prop. of Numbers (28%)									
43	B	97 (20%)	137 (28%)	116 (23%)	81 (16%)	42 (8%)	24	0	29%
Sets (24%)									
48	K	133 (27%)	65 (13%)	83 (17%)	64 (13%)	120 (24%)	30	2	26%
Proportions (44%)									
12	F	219 (44%)	85 (17%)	81 (16%)	62 (12%)	44 (9%)	5	1	45%
Percents (42%)									
13	E	65 (13%)	51 (10%)	65 (13%)	65 (13%)	244 (49%)	6	1	50%
17	B	31 (6%)	238 (48%)	76 (15%)	67 (13%)	82 (16%)	3	0	48%

This score report was generated by Cambridge Educational Services, Inc. using an ACT, Inc. Sample/Practice exam. This report is not approved, endorsed, or authorized by ACT, Inc. and should not be viewed or used as such. ACT, PLAN, EXPLORE, and WORKKEYS are registered trademarks of ACT, Inc., which is not affiliated with Cambridge Educational Services, Inc.

ACT Content Distribution

Item	Ans	A/F	B/G	C/H	D/J	E/K	Omit	Error	% Correct (without omits and errors)
25	E	91 (18%)	67 (13%)	54 (11%)	76 (15%)	199 (40%)	8	2	41%
26	H	97 (20%)	159 (32%)	154 (31%)	53 (11%)	24 (5%)	9	1	32%
27	B	29 (6%)	199 (40%)	42 (8%)	176 (35%)	41 (8%)	8	2	41%
Elem. Alg. (42%)									
Manip. Alg. Expr. (41%)									
Basic Alg. Manip. (40%)									
15	A	228 (46%)	80 (16%)	54 (11%)	91 (18%)	38 (8%)	6	0	46%
19	A	167 (34%)	34 (7%)	94 (19%)	77 (15%)	120 (24%)	4	1	34%
Evaluating Expr. (51%)									
4	J	33 (7%)	29 (6%)	67 (13%)	332 (67%)	35 (7%)	1	0	67%
31	E	42 (8%)	101 (20%)	95 (19%)	63 (13%)	181 (36%)	13	2	38%
39	C	51 (10%)	75 (15%)	253 (51%)	51 (10%)	49 (10%)	17	1	53%
Factoring Expr. (26%)									
35	E	141 (28%)	90 (18%)	73 (15%)	48 (10%)	130 (26%)	15	0	27%
Creating Alg. Expr. (38%)									
7	B	48 (10%)	315 (63%)	62 (12%)	40 (8%)	24 (5%)	6	2	64%
46	F	160 (32%)	99 (20%)	107 (22%)	52 (10%)	51 (10%)	27	1	34%
57	A	87 (18%)	115 (23%)	107 (22%)	100 (20%)	36 (7%)	52	0	20%
Solving Eq. w/1 Var. (45%)									
Simple Eq. (45%)									
21	C	65 (13%)	44 (9%)	223 (45%)	108 (22%)	51 (10%)	3	3	45%
Stats. & Prob. (50%)									
Averages (66%)									
1	C	45 (9%)	63 (13%)	328 (66%)	40 (8%)	15 (3%)	5	1	67%
Prob. (59%)									
9	E	129 (26%)	18 (4%)	19 (4%)	33 (7%)	294 (59%)	1	3	60%
Data Representation (41%)									
Bar & Line Graphs (41%)									
32	F	262 (53%)	71 (14%)	86 (17%)	36 (7%)	34 (7%)	8	0	54%
33	D	50 (10%)	102 (21%)	119 (24%)	164 (33%)	48 (10%)	13	1	34%
34	H	34 (7%)	61 (12%)	185 (37%)	59 (12%)	149 (30%)	8	1	38%
Inter. Alg./Coord. Geo. (35%)									
Inter. Alg. (37%)									
Manip. Alg. Expr. (41%)									
Evaluating Expr. (26%)									
54	G	60 (12%)	129 (26%)	108 (22%)	100 (20%)	51 (10%)	49	0	29%
Creating Alg. Expr. (56%)									
3	B	21 (4%)	380 (76%)	18 (4%)	16 (3%)	57 (11%)	5	0	77%
29	A	175 (35%)	100 (20%)	126 (25%)	56 (11%)	24 (5%)	15	1	36%
Log. Expr. (26%)									
53	B	66 (13%)	127 (26%)	116 (23%)	87 (18%)	56 (11%)	42	3	28%
Evaluating Seq. (45%)									
18	F	223 (45%)	95 (19%)	55 (11%)	75 (15%)	47 (9%)	2	0	45%
Solving Eq. w/1 Var. (30%)									
Eq. w/Expo. (32%)									
44	H	70 (14%)	107 (22%)	159 (32%)	91 (18%)	41 (8%)	27	2	34%
Simple Ineq. (27%)									

This score report was generated by Cambridge Educational Services, Inc. using an ACT, Inc. Sample/Practice exam. This report is not approved, endorsed, or authorized by ACT, Inc. and should not be viewed or used as such. ACT, PLAN, EXPLORE, and WORKKEYS are registered trademarks of ACT, Inc., which is not affiliated with Cambridge Educational Services, Inc.

ACT Content Distribution

Item	Ans	A/F	B/G	C/H	D/J	E/K	Omit	Error	% Correct (without omits and errors)
47	D	55 (11%)	96 (19%)	96 (19%)	136 (27%)	83 (17%)	29	2	29%
Alg. Functions (35%)									
Function Notation (35%)									
23	D	36 (7%)	96 (19%)	147 (30%)	174 (35%)	34 (7%)	10	0	36%
Solving Simul. Eq. (30%)									
38	G	31 (6%)	149 (30%)	77 (15%)	33 (7%)	190 (38%)	17	0	31%
Coord. Geo. (33%)									
Coord. System (23%)									
50	J	39 (8%)	86 (17%)	148 (30%)	104 (21%)	79 (16%)	37	4	23%
52	H	71 (14%)	114 (23%)	128 (26%)	69 (14%)	70 (14%)	43	2	28%
Slope of a Line (27%)									
49	C	143 (29%)	58 (12%)	134 (27%)	75 (15%)	55 (11%)	31	1	29%
Slope-Intercept Form (38%)									
36	G	47 (9%)	187 (38%)	102 (21%)	101 (20%)	45 (9%)	15	0	39%
Distance Formula (31%)									
45	D	42 (8%)	83 (17%)	134 (27%)	155 (31%)	55 (11%)	28	0	33%
Qualitative Behavior (56%)									
10	K	61 (12%)	62 (12%)	32 (6%)	60 (12%)	280 (56%)	2	0	57%
Plane Geo./Trig. (36%)									
Geo. (40%)									
Lines & Angles (44%)									
8	G	16 (3%)	338 (68%)	61 (12%)	25 (5%)	49 (10%)	8	0	69%
58	G	122 (25%)	98 (20%)	114 (23%)	59 (12%)	56 (11%)	47	1	22%
Tri. (34%)									
Pythagorean Theorem (24%)									
40	J	161 (32%)	85 (17%)	79 (16%)	121 (24%)	32 (6%)	17	2	25%
Prop. of Triangles (37%)									
20	J	16 (3%)	54 (11%)	147 (30%)	194 (39%)	78 (16%)	6	2	40%
22	G	105 (21%)	177 (36%)	69 (14%)	123 (25%)	13 (3%)	9	1	36%
30	H	68 (14%)	136 (27%)	185 (37%)	62 (12%)	31 (6%)	12	3	38%
Rectangles & Squares (44%)									
2	H	114 (23%)	45 (9%)	313 (63%)	14 (3%)	7 (1%)	3	1	63%
11	E	49 (10%)	55 (11%)	55 (11%)	117 (24%)	217 (44%)	4	0	44%
28	K	46 (9%)	71 (14%)	115 (23%)	52 (10%)	201 (40%)	10	2	41%
37	B	115 (23%)	145 (29%)	100 (20%)	96 (19%)	23 (5%)	16	2	30%
Circles (45%)									
14	H	83 (17%)	52 (10%)	300 (60%)	40 (8%)	16 (3%)	5	1	61%
41	A	145 (29%)	99 (20%)	96 (19%)	53 (11%)	83 (17%)	16	5	30%
Complex Figures (19%)									
55	D	125 (25%)	91 (18%)	97 (20%)	92 (19%)	41 (8%)	48	3	21%
Solids (49%)									
6	J	23 (5%)	170 (34%)	42 (8%)	242 (49%)	17 (3%)	2	1	49%
Coord. Geo. (18%)									
Coord. System (18%)									
60	K	53 (11%)	116 (23%)	112 (23%)	74 (15%)	87 (18%)	53	2	20%
Trig. (26%)									
Trig. Functions (44%)									

This score report was generated by Cambridge Educational Services, Inc. using an ACT, Inc. Sample/Practice exam. This report is not approved, endorsed, or authorized by ACT, Inc. and should not be viewed or used as such. ACT, PLAN, EXPLORE, and WORKKEYS are registered trademarks of ACT, Inc., which is not affiliated with Cambridge Educational Services, Inc.

ACT Content Distribution

Item	Ans	A/F	B/G	C/H	D/J	E/K	Omit	Error	% Correct (without omits and errors)
42	J	64 (13%)	69 (14%)	74 (15%)	221 (44%)	50 (10%)	19	0	46%
Trig. Relations (17%)									
56	F	98 (20%)	93 (19%)	121 (24%)	89 (18%)	44 (9%)	49	3	22%
59	E	58 (12%)	71 (14%)	202 (41%)	47 (9%)	70 (14%)	48	1	16%
Reading - 40 items (43%)									
Humanities (43%)									
Develop. (38%)									
22	F	190 (38%)	127 (26%)	82 (16%)	83 (17%)	0 (0%)	14	1	39%
Explicit Detail (45%)									
24	G	92 (19%)	175 (35%)	95 (19%)	115 (23%)	0 (0%)	20	0	37%
25	B	78 (16%)	271 (55%)	70 (14%)	55 (11%)	0 (0%)	22	1	57%
26	J	59 (12%)	67 (13%)	111 (22%)	231 (46%)	0 (0%)	28	1	49%
27	C	72 (14%)	68 (14%)	235 (47%)	89 (18%)	0 (0%)	29	4	51%
29	A	198 (40%)	115 (23%)	73 (15%)	75 (15%)	0 (0%)	36	0	43%
Implied Idea (35%)									
28	H	84 (17%)	126 (25%)	176 (35%)	79 (16%)	0 (0%)	32	0	38%
Main Idea (40%)									
21	D	99 (20%)	116 (23%)	69 (14%)	200 (40%)	0 (0%)	12	1	41%
Vocabulary (47%)									
23	A	246 (49%)	66 (13%)	109 (22%)	60 (12%)	0 (0%)	16	0	51%
30	F	218 (44%)	125 (25%)	66 (13%)	48 (10%)	0 (0%)	40	0	48%
Social Science (44%)									
App. (46%)									
12	F	172 (35%)	209 (42%)	71 (14%)	40 (8%)	0 (0%)	4	1	35%
14	H	45 (9%)	83 (17%)	281 (57%)	81 (16%)	0 (0%)	7	0	57%
Develop. (23%)									
13	D	69 (14%)	269 (54%)	35 (7%)	116 (23%)	0 (0%)	7	1	24%
Explicit Detail (48%)									
20	F	237 (48%)	135 (27%)	58 (12%)	60 (12%)	0 (0%)	5	2	48%
Implied Idea (54%)									
11	A	325 (65%)	46 (9%)	65 (13%)	55 (11%)	0 (0%)	6	0	66%
15	B	102 (21%)	211 (42%)	65 (13%)	114 (23%)	0 (0%)	4	1	43%
Main Idea (42%)									
16	H	97 (20%)	112 (23%)	216 (43%)	64 (13%)	0 (0%)	8	0	44%
17	A	201 (40%)	113 (23%)	79 (16%)	98 (20%)	0 (0%)	5	1	41%
Vocabulary (50%)									
18	G	104 (21%)	250 (50%)	59 (12%)	74 (15%)	0 (0%)	7	3	51%
Voice (38%)									
19	B	87 (18%)	189 (38%)	118 (24%)	92 (19%)	0 (0%)	8	3	39%
Prose Fiction (55%)									
Develop. (52%)									
3	B	88 (18%)	257 (52%)	33 (7%)	114 (23%)	0 (0%)	3	2	52%
Explicit Detail (51%)									
5	D	58 (12%)	83 (17%)	103 (21%)	251 (51%)	0 (0%)	2	0	51%
Implied Idea (56%)									
1	D	94 (19%)	37 (7%)	112 (23%)	249 (50%)	0 (0%)	3	2	51%

This score report was generated by Cambridge Educational Services, Inc. using an ACT, Inc. Sample/Practice exam. This report is not approved, endorsed, or authorized by ACT Inc. and should not be viewed or used as such. ACT, PLAN, EXPLORE, and WORKKEYS are registered trademarks of ACT, Inc., which is not affiliated with Cambridge Educational Services, Inc.

ACT Content Distribution

Item	Ans	A/F	B/G	C/H	D/J	E/K	Omit	Error	% Correct (without omits and errors)
2	H	32 (6%)	92 (19%)	310 (62%)	61 (12%)	0 (0%)	2	0	63%
4	J	31 (6%)	79 (16%)	64 (13%)	320 (64%)	0 (0%)	3	0	65%
6	G	84 (17%)	323 (65%)	48 (10%)	37 (7%)	0 (0%)	3	2	66%
7	D	147 (30%)	46 (9%)	43 (9%)	258 (52%)	0 (0%)	2	1	52%
8	H	80 (16%)	140 (28%)	206 (41%)	65 (13%)	0 (0%)	3	3	42%
9	B	107 (22%)	258 (52%)	39 (8%)	89 (18%)	0 (0%)	3	1	52%
10	F	291 (59%)	50 (10%)	102 (21%)	52 (10%)	0 (0%)	2	0	59%
Natural Science (29%)									
App. (18%)									
39	D	70 (14%)	144 (29%)	114 (23%)	91 (18%)	0 (0%)	76	2	22%
Develop. (34%)									
35	C	90 (18%)	125 (25%)	167 (34%)	46 (9%)	0 (0%)	67	2	39%
Explicit Detail (31%)									
32	J	79 (16%)	84 (17%)	88 (18%)	186 (37%)	0 (0%)	58	2	43%
33	C	125 (25%)	95 (19%)	128 (26%)	89 (18%)	0 (0%)	60	0	29%
34	G	70 (14%)	128 (26%)	96 (19%)	143 (29%)	0 (0%)	60	0	29%
36	H	98 (20%)	96 (19%)	167 (34%)	66 (13%)	0 (0%)	69	1	39%
Implied Idea (35%)									
40	G	87 (18%)	173 (35%)	81 (16%)	81 (16%)	0 (0%)	75	0	41%
Main Idea (32%)									
31	D	50 (10%)	173 (35%)	73 (15%)	146 (29%)	0 (0%)	53	2	33%
37	A	177 (36%)	109 (22%)	94 (19%)	44 (9%)	0 (0%)	72	1	42%
Vocabulary (15%)									
38	J	110 (22%)	143 (29%)	89 (18%)	77 (15%)	0 (0%)	77	1	18%
Science - 40 items (39%)									
Data Representation (36%)									
Comprehension (42%)									
2	G	115 (23%)	253 (51%)	63 (13%)	61 (12%)	0 (0%)	3	2	51%
5	D	112 (23%)	94 (19%)	89 (18%)	195 (39%)	0 (0%)	4	3	40%
31	D	52 (10%)	119 (24%)	67 (13%)	224 (45%)	0 (0%)	31	4	48%
36	G	95 (19%)	161 (32%)	139 (28%)	57 (11%)	0 (0%)	44	1	36%
Analysis (33%)									
1	D	105 (21%)	72 (14%)	19 (4%)	293 (59%)	0 (0%)	3	5	60%
3	C	47 (9%)	126 (25%)	241 (48%)	76 (15%)	0 (0%)	6	1	49%
33	B	114 (23%)	169 (34%)	137 (28%)	41 (8%)	0 (0%)	34	2	37%
34	F	113 (23%)	125 (25%)	124 (25%)	95 (19%)	0 (0%)	39	1	25%
37	C	84 (17%)	127 (26%)	179 (36%)	66 (13%)	0 (0%)	40	1	39%
38	J	101 (20%)	133 (27%)	128 (26%)	88 (18%)	0 (0%)	43	4	20%
39	A	109 (22%)	146 (29%)	146 (29%)	55 (11%)	0 (0%)	41	0	24%
40	F	115 (23%)	116 (23%)	123 (25%)	98 (20%)	0 (0%)	42	3	25%
App. (39%)									
4	F	305 (61%)	33 (7%)	122 (25%)	30 (6%)	0 (0%)	7	0	62%
32	H	118 (24%)	110 (22%)	159 (32%)	78 (16%)	0 (0%)	32	0	34%

This score report was generated by Cambridge Educational Services, Inc. using an ACT, Inc. Sample/Practice exam. This report is not approved, endorsed, or authorized by ACT, Inc. and should not be viewed or used as such. ACT, PLAN, EXPLORE, and WORKKEYS are registered trademarks of ACT, Inc., which is not affiliated with Cambridge Educational Services, Inc.

ACT Content Distribution

Item	Ans	A/F	B/G	C/H	D/J	E/K	Omit	Error	% Correct (without omits and errors)
35	A	111 (22%)	147 (30%)	120 (24%)	80 (16%)	0 (0%)	38	1	24%
Research Summary (41%) Comprehension (42%)									
7	B	107 (22%)	259 (52%)	82 (16%)	42 (8%)	0 (0%)	4	3	53%
23	A	174 (35%)	118 (24%)	119 (24%)	77 (15%)	0 (0%)	9	0	36%
26	G	64 (13%)	227 (46%)	131 (26%)	56 (11%)	0 (0%)	16	3	47%
29	A	173 (35%)	123 (25%)	114 (23%)	61 (12%)	0 (0%)	25	1	37%
Analysis (43%)									
6	G	45 (9%)	317 (64%)	77 (15%)	46 (9%)	0 (0%)	6	6	65%
8	H	57 (11%)	79 (16%)	283 (57%)	73 (15%)	0 (0%)	3	2	58%
9	D	104 (21%)	96 (19%)	84 (17%)	208 (42%)	0 (0%)	3	2	42%
10	J	57 (11%)	150 (30%)	120 (24%)	164 (33%)	0 (0%)	4	2	33%
19	B	80 (16%)	277 (56%)	86 (17%)	43 (9%)	0 (0%)	9	2	57%
21	D	69 (14%)	96 (19%)	170 (34%)	156 (31%)	0 (0%)	5	1	32%
22	H	94 (19%)	123 (25%)	205 (41%)	65 (13%)	0 (0%)	9	1	42%
25	B	107 (22%)	230 (46%)	107 (22%)	39 (8%)	0 (0%)	12	2	48%
27	C	85 (17%)	125 (25%)	192 (39%)	75 (15%)	0 (0%)	19	1	40%
28	H	129 (26%)	104 (21%)	188 (38%)	52 (10%)	0 (0%)	23	1	40%
30	F	109 (22%)	104 (21%)	149 (30%)	101 (20%)	0 (0%)	31	3	24%
App. (36%)									
11	A	137 (28%)	143 (29%)	154 (31%)	53 (11%)	0 (0%)	9	1	28%
20	G	76 (15%)	248 (50%)	120 (24%)	47 (9%)	0 (0%)	6	0	51%
24	H	89 (18%)	135 (27%)	158 (32%)	99 (20%)	0 (0%)	14	2	33%
Conflicting View. (40%) Comprehension (44%)									
12	H	63 (13%)	107 (22%)	270 (54%)	52 (10%)	0 (0%)	3	2	55%
13	B	96 (19%)	259 (52%)	73 (15%)	65 (13%)	0 (0%)	4	0	53%
17	D	100 (20%)	115 (23%)	146 (29%)	126 (25%)	0 (0%)	5	5	26%
Analysis (36%)									
14	F	191 (38%)	97 (20%)	125 (25%)	76 (15%)	0 (0%)	7	1	39%
15	B	61 (12%)	221 (44%)	134 (27%)	72 (14%)	0 (0%)	7	2	45%
16	F	178 (36%)	120 (24%)	110 (22%)	84 (17%)	0 (0%)	5	0	36%
18	J	75 (15%)	145 (29%)	139 (28%)	132 (27%)	0 (0%)	6	0	27%

This score report was generated by Cambridge Educational Services, Inc. using an ACT, Inc. Sample/Practice exam. This report is not approved, endorsed, or authorized by ACT, Inc. and should not be viewed or used as such. ACT®, PLAN®, EXPLORE®, and WORKKEYS® are registered trademarks of ACT, Inc., which is not affiliated with Cambridge Educational Services, Inc.

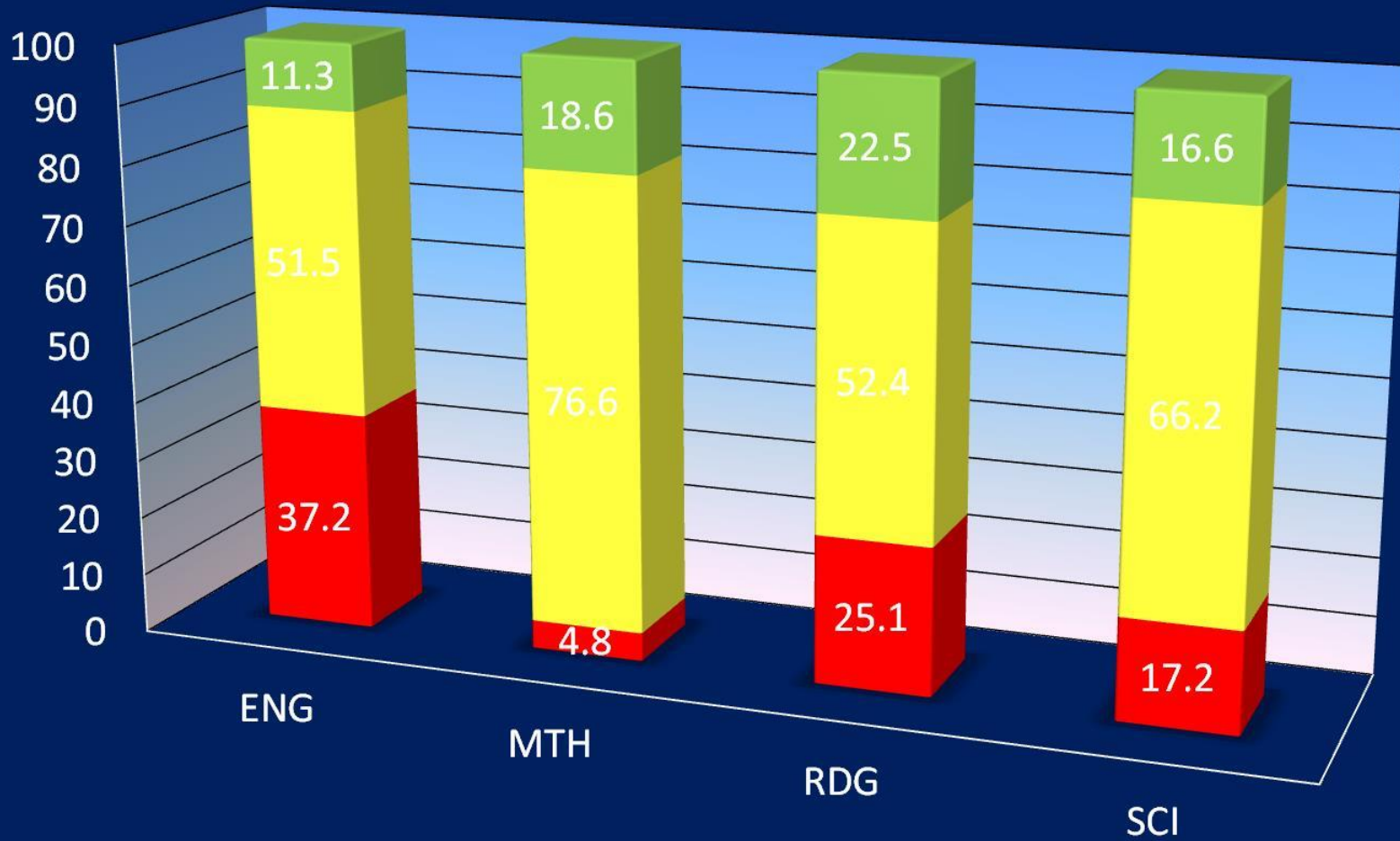
ACT Error Analysis

Item	Ans	Lvl 2	Lvl 3	Lvl 4	A/F	B/G	C/H	D/J	E/K	Omit	Error	% Correct (without omits and errors)
21	D	RS	Analysis		69 (14%)	96 (19%)	170 (34%)	156 (31%)	0 (0%)	5	1	32%
22	H	RS	Analysis		94 (19%)	123 (25%)	205 (41%)	65 (13%)	0 (0%)	9	1	42%
23	A	RS	Comprehension		174 (35%)	118 (24%)	119 (24%)	77 (15%)	0 (0%)	9	0	36%
24	H	RS	App.		89 (18%)	135 (27%)	158 (32%)	99 (20%)	0 (0%)	14	2	33%
25	B	RS	Analysis		107 (22%)	230 (46%)	107 (22%)	39 (8%)	0 (0%)	12	2	48%
26	G	RS	Comprehension		64 (13%)	227 (46%)	131 (26%)	56 (11%)	0 (0%)	16	3	47%
27	C	RS	Analysis		85 (17%)	125 (25%)	192 (39%)	75 (15%)	0 (0%)	19	1	40%
28	H	RS	Analysis		129 (26%)	104 (21%)	188 (38%)	52 (10%)	0 (0%)	23	1	40%
29	A	RS	Comprehension		173 (35%)	123 (25%)	114 (23%)	61 (12%)	0 (0%)	25	1	37%
30	F	RS	Analysis		109 (22%)	104 (21%)	149 (30%)	101 (20%)	0 (0%)	31	3	24%
31	D	DR	Comprehension		52 (10%)	119 (24%)	67 (13%)	224 (45%)	0 (0%)	31	4	48%
32	H	DR	App.		118 (24%)	110 (22%)	159 (32%)	78 (16%)	0 (0%)	32	0	34%
33	B	DR	Analysis		114 (23%)	169 (34%)	137 (28%)	41 (8%)	0 (0%)	34	2	37%
34	F	DR	Analysis		113 (23%)	125 (25%)	124 (25%)	95 (19%)	0 (0%)	39	1	25%
35	A	DR	App.		111 (22%)	147 (30%)	120 (24%)	80 (16%)	0 (0%)	38	1	24%
36	G	DR	Comprehension		95 (19%)	161 (32%)	139 (28%)	57 (11%)	0 (0%)	44	1	36%
37	C	DR	Analysis		84 (17%)	127 (26%)	179 (36%)	66 (13%)	0 (0%)	40	1	39%
38	J	DR	Analysis		101 (20%)	133 (27%)	128 (26%)	88 (18%)	0 (0%)	43	4	20%
39	A	DR	Analysis		109 (22%)	146 (29%)	146 (29%)	55 (11%)	0 (0%)	41	0	24%
40	F	DR	Analysis		115 (23%)	116 (23%)	123 (25%)	98 (20%)	0 (0%)	42	3	25%

This score report was generated by Cambridge Educational Services, Inc. using an ACT, Inc. Sample/Practice exam. This report is not approved, endorsed, or authorized by ACT, Inc. and should not be viewed or used as such. ACT®, PLAN®, EXPLORE®, and WORKKEYS® are registered trademarks of ACT, Inc., which is not affiliated with Cambridge Educational Services, Inc.

Junior ACT Test Results

Mean Scores by Subject and Year



ACT® Error Analysis By College Readiness Standards TM

Item	Ans	Range	N=	Lvl 2	Lvl 3	Lvl 4	A/F	B/G	C/H	D/J	E/K	Omit	Error	% Correct (without omits and errors)
English (Level 1) - 75 items (50%)														
1	C	[28 - 36]	n=16	UM	Sent. Struct.	Comma Splices	0 (0%)	1 (6%)	15 (94%)	0 (0%)	0 (0%)	0	0	94%
		[24 - 27]	n=23				1 (4%)	0 (0%)	21 (91%)	1 (4%)	0 (0%)	0	0	91%
		[20 - 23]	n=74				7 (9%)	1 (1%)	60 (81%)	5 (7%)	0 (0%)	0	1	82%
		[16 - 19]	n=110				19 (17%)	1 (1%)	73 (66%)	17 (15%)	0 (0%)	0	0	66%
		[1 - 15]	n=274				80 (29%)	12 (4%)	106 (39%)	72 (26%)	0 (0%)	1	3	39%
2	H	[28 - 36]	n=16	RH	Strategy	Approp. Suppor. Mat.	1 (6%)	0 (0%)	15 (94%)	0 (0%)	0 (0%)	0	0	94%
		[24 - 27]	n=23				3 (13%)	0 (0%)	19 (83%)	1 (4%)	0 (0%)	0	0	83%
		[20 - 23]	n=74				8 (11%)	4 (5%)	61 (82%)	1 (1%)	0 (0%)	0	0	82%
		[16 - 19]	n=110				25 (23%)	7 (6%)	67 (61%)	10 (9%)	0 (0%)	1	0	61%
		[1 - 15]	n=274				103 (38%)	40 (15%)	101 (37%)	26 (9%)	0 (0%)	3	1	37%
3	B	[28 - 36]	n=16	UM	Punctuation	Commas	1 (6%)	15 (94%)	0 (0%)	0 (0%)	0 (0%)	0	0	94%
		[24 - 27]	n=23				1 (4%)	22 (96%)	0 (0%)	0 (0%)	0 (0%)	0	0	96%
		[20 - 23]	n=74				0 (0%)	66 (89%)	3 (4%)	5 (7%)	0 (0%)	0	0	89%
		[16 - 19]	n=110				2 (2%)	74 (67%)	10 (9%)	24 (22%)	0 (0%)	0	0	67%
		[1 - 15]	n=274				17 (6%)	155 (57%)	26 (9%)	74 (27%)	0 (0%)	2	0	57%
4	G	[28 - 36]	n=16	RH	Strategy	Eff. Trans. Sent.	1 (6%)	15 (94%)	0 (0%)	0 (0%)	0 (0%)	0	0	94%
		[24 - 27]	n=23				4 (17%)	18 (78%)	1 (4%)	0 (0%)	0 (0%)	0	0	78%
		[20 - 23]	n=74				24 (32%)	45 (61%)	3 (4%)	2 (3%)	0 (0%)	0	0	61%
		[16 - 19]	n=110				55 (50%)	43 (39%)	5 (5%)	6 (5%)	0 (0%)	1	0	39%
		[1 - 15]	n=274				131 (48%)	44 (16%)	46 (17%)	49 (18%)	0 (0%)	3	1	16%
5	D	[28 - 36]	n=16	RH	Style	Conciseness	0 (0%)	1 (6%)	0 (0%)	15 (94%)	0 (0%)	0	0	94%
		[24 - 27]	n=23				0 (0%)	1 (4%)	0 (0%)	22 (96%)	0 (0%)	0	0	96%
		[20 - 23]	n=74				2 (3%)	2 (3%)	13 (18%)	57 (77%)	0 (0%)	0	0	77%
		[16 - 19]	n=110				17 (15%)	10 (9%)	22 (20%)	61 (55%)	0 (0%)	0	0	55%
		[1 - 15]	n=274				76 (28%)	43 (16%)	74 (27%)	76 (28%)	0 (0%)	5	0	28%
6	H	[28 - 36]	n=16	UM	Punctuation	Colons	0 (0%)	0 (0%)	16 (100%)	0 (0%)	0 (0%)	0	0	100%
		[24 - 27]	n=23				0 (0%)	0 (0%)	22 (96%)	1 (4%)	0 (0%)	0	0	96%
		[20 - 23]	n=74				3 (4%)	1 (1%)	65 (88%)	5 (7%)	0 (0%)	0	0	88%
		[16 - 19]	n=110				10 (9%)	3 (3%)	80 (73%)	17 (15%)	0 (0%)	0	0	73%
		[1 - 15]	n=274				34 (12%)	31 (11%)	144 (53%)	64 (23%)	0 (0%)	1	0	53%
7	A	[28 - 36]	n=16	RH	Strategy	Eff. Trans. Sent.	16 (100%)	0 (0%)	0 (0%)	0 (0%)	0 (0%)	0	0	100%
		[24 - 27]	n=23				23 (100%)	0 (0%)	0 (0%)	0 (0%)	0 (0%)	0	0	100%
		[20 - 23]	n=74				67 (91%)	1 (1%)	2 (3%)	4 (5%)	0 (0%)	0	0	91%
		[16 - 19]	n=110				87 (79%)	6 (5%)	6 (5%)	11 (10%)	0 (0%)	0	0	79%
		[1 - 15]	n=274				135 (49%)	24 (9%)	41 (15%)	71 (26%)	0 (0%)	3	0	50%
8	H	[28 - 36]	n=16	UM	Punctuation	Apostrophes	0 (0%)	0 (0%)	16 (100%)	0 (0%)	0 (0%)	0	0	100%
		[24 - 27]	n=23				0 (0%)	1 (4%)	22 (96%)	0 (0%)	0 (0%)	0	0	96%

This score report was generated by Cambridge Educational Services, Inc. using an ACT, Inc. Sample/Practice exam. This report is not approved, endorsed, or authorized by ACT, Inc. and should not be viewed or used as such. ACT, PLAN, EXPLORE, and WORKKEYS are registered trademarks of ACT, Inc., which is not affiliated with Cambridge Educational Services, Inc.

ACT Error Analysis By College Readiness Standards TM

Item	Ans	Range	N=	Lvl 2	Lvl 3	Lvl 4	A/F	B/G	C/H	D/J	E/K	Omit	Error	% Correct (without omits and errors)
		[20 - 23]	n=74				0 (0%)	3 (4%)	70 (95%)	1 (1%)	0 (0%)	0	0	95%
		[16 - 19]	n=110				4 (4%)	10 (9%)	85 (77%)	11 (10%)	0 (0%)	0	0	77%
		[1 - 15]	n=274				14 (5%)	34 (12%)	150 (55%)	72 (26%)	0 (0%)	4	0	56%
9	A	[28 - 36]	n=16	RH	Style	Clar. of Meaning	15 (94%)	0 (0%)	1 (6%)	0 (0%)	0 (0%)	0	0	94%
		[24 - 27]	n=23				21 (91%)	0 (0%)	2 (9%)	0 (0%)	0 (0%)	0	0	91%
		[20 - 23]	n=74				66 (89%)	3 (4%)	4 (5%)	1 (1%)	0 (0%)	0	0	89%
		[16 - 19]	n=110				80 (73%)	11 (10%)	11 (10%)	8 (7%)	0 (0%)	0	0	73%
		[1 - 15]	n=274				121 (44%)	53 (19%)	42 (15%)	57 (21%)	0 (0%)	1	0	44%
10	G	[28 - 36]	n=16	UM	Sent. Struct.	Faul. Parallelism	0 (0%)	16 (100%)	0 (0%)	0 (0%)	0 (0%)	0	0	100%
		[24 - 27]	n=23				0 (0%)	23 (100%)	0 (0%)	0 (0%)	0 (0%)	0	0	100%
		[20 - 23]	n=74				1 (1%)	66 (89%)	6 (8%)	1 (1%)	0 (0%)	0	0	89%
		[16 - 19]	n=110				5 (5%)	83 (75%)	20 (18%)	2 (2%)	0 (0%)	0	0	75%
		[1 - 15]	n=274				41 (15%)	102 (37%)	113 (41%)	15 (5%)	0 (0%)	3	0	38%
11	D	[28 - 36]	n=16	RH	Strategy	Eff. Trans. Sent.	4 (25%)	1 (6%)	0 (0%)	11 (69%)	0 (0%)	0	0	69%
		[24 - 27]	n=23				7 (30%)	2 (9%)	1 (4%)	13 (57%)	0 (0%)	0	0	57%
		[20 - 23]	n=74				37 (50%)	12 (16%)	4 (5%)	21 (28%)	0 (0%)	0	0	28%
		[16 - 19]	n=110				61 (55%)	15 (14%)	14 (13%)	20 (18%)	0 (0%)	0	0	18%
		[1 - 15]	n=274				157 (57%)	24 (9%)	69 (25%)	21 (8%)	0 (0%)	3	0	8%
12	F	[28 - 36]	n=16	RH	Strategy	Approp. Suppor. Mat.	15 (94%)	0 (0%)	0 (0%)	1 (6%)	0 (0%)	0	0	94%
		[24 - 27]	n=23				21 (91%)	0 (0%)	1 (4%)	1 (4%)	0 (0%)	0	0	91%
		[20 - 23]	n=74				66 (89%)	2 (3%)	3 (4%)	3 (4%)	0 (0%)	0	0	89%
		[16 - 19]	n=110				88 (80%)	4 (4%)	6 (5%)	12 (11%)	0 (0%)	0	0	80%
		[1 - 15]	n=274				138 (50%)	47 (17%)	46 (17%)	42 (15%)	0 (0%)	1	0	51%
13	C	[28 - 36]	n=16	UM	Punctuation	Dashes	0 (0%)	2 (13%)	14 (88%)	0 (0%)	0 (0%)	0	0	88%
		[24 - 27]	n=23				0 (0%)	8 (35%)	15 (65%)	0 (0%)	0 (0%)	0	0	65%
		[20 - 23]	n=74				12 (16%)	21 (28%)	41 (55%)	0 (0%)	0 (0%)	0	0	55%
		[16 - 19]	n=110				23 (21%)	35 (32%)	47 (43%)	5 (5%)	0 (0%)	0	0	43%
		[1 - 15]	n=274				72 (26%)	121 (44%)	55 (20%)	25 (9%)	0 (0%)	1	0	20%
14	G	[28 - 36]	n=16	RH	Strategy	Eff. Concl. Sent.	0 (0%)	16 (100%)	0 (0%)	0 (0%)	0 (0%)	0	0	100%
		[24 - 27]	n=23				1 (4%)	22 (96%)	0 (0%)	0 (0%)	0 (0%)	0	0	96%
		[20 - 23]	n=74				5 (7%)	66 (89%)	1 (1%)	2 (3%)	0 (0%)	0	0	89%
		[16 - 19]	n=110				18 (16%)	78 (71%)	5 (5%)	9 (8%)	0 (0%)	0	0	71%
		[1 - 15]	n=274				52 (19%)	138 (50%)	30 (11%)	50 (18%)	0 (0%)	4	0	61%
15	B	[28 - 36]	n=16	RH	Strategy	Main Idea	0 (0%)	12 (75%)	3 (19%)	1 (6%)	0 (0%)	0	0	75%
		[24 - 27]	n=23				0 (0%)	20 (87%)	3 (13%)	0 (0%)	0 (0%)	0	0	87%
		[20 - 23]	n=74				1 (1%)	61 (82%)	11 (15%)	1 (1%)	0 (0%)	0	0	82%
		[16 - 19]	n=110				1 (1%)	77 (70%)	29 (26%)	3 (3%)	0 (0%)	0	0	70%
		[1 - 15]	n=274				42 (15%)	144 (53%)	72 (26%)	14 (5%)	0 (0%)	2	0	53%
16	F	[28 - 36]	n=16	UM	Punctuation	Apostrophes	15 (94%)	0 (0%)	1 (6%)	0 (0%)	0 (0%)	0	0	94%

This score report was generated by Cambridge Educational Services, Inc. using an ACT, Inc. Sample/Practice exam. This report is not approved, endorsed, or authorized by ACT, Inc. and should not be viewed or used as such. ACT, PLAN, EXPLORE, and WORKKEYS are registered trademarks of ACT, Inc., which is not affiliated with Cambridge Educational Services, Inc.

ACT Error Analysis By College Readiness Standards TM

Item	Ans	Range	N=	Lvl 2	Lvl 3	Lvl 4	A/F	B/G	C/H	D/J	E/K	Omit	Error	% Correct (without omits and errors)	
		[24 - 27]	n=23				21 (91%)	1 (4%)	1 (4%)	0 (0%)	0 (0%)	0	0	91%	
		[20 - 23]	n=74				61 (82%)	7 (9%)	5 (7%)	1 (1%)	0 (0%)	0	0	82%	
		[16 - 19]	n=110				69 (63%)	17 (15%)	24 (22%)	0 (0%)	0 (0%)	0	0	63%	
		[1 - 15]	n=274				152 (55%)	39 (14%)	56 (20%)	26 (9%)	0 (0%)	1	0	56%	
17	C	[28 - 36]	n=16	UM	Grammar & Usage	Nouns & Noun Clauses	1 (6%)	3 (19%)	12 (75%)	0 (0%)	0 (0%)	0	0	75%	
		[24 - 27]	n=23				1 (4%)	4 (17%)	16 (70%)	2 (9%)	0 (0%)	0	0	70%	
		[20 - 23]	n=74				9 (12%)	19 (26%)	40 (54%)	6 (8%)	0 (0%)	0	0	54%	
		[16 - 19]	n=110				22 (20%)	45 (41%)	34 (31%)	9 (8%)	0 (0%)	0	0	31%	
		[1 - 15]	n=274				101 (37%)	108 (39%)	36 (13%)	27 (10%)	0 (0%)	2	0	13%	
18	F	[28 - 36]	n=16	RH	Strategy	Approp. Suppor. Mat.	15 (94%)	1 (6%)	0 (0%)	0 (0%)	0 (0%)	0	0	94%	
		[24 - 27]	n=23				22 (96%)	1 (4%)	0 (0%)	0 (0%)	0 (0%)	0	0	96%	
		[20 - 23]	n=74				62 (84%)	6 (8%)	0 (0%)	6 (8%)	0 (0%)	0	0	84%	
		[16 - 19]	n=110				71 (65%)	25 (23%)	2 (2%)	11 (10%)	0 (0%)	1	0	65%	
		[1 - 15]	n=274				114 (42%)	80 (29%)	32 (12%)	44 (16%)	0 (0%)	3	1	42%	
19	D	[28 - 36]	n=16	UM	Sent. Struct.	Faul. Parallelism	0 (0%)	0 (0%)	0 (0%)	16 (100%)	0 (0%)	0	0	100%	
		[24 - 27]	n=23				1 (4%)	3 (13%)	0 (0%)	19 (83%)	0 (0%)	0	0	83%	
		[20 - 23]	n=74				6 (8%)	12 (16%)	1 (1%)	55 (74%)	0 (0%)	0	0	74%	
		[16 - 19]	n=110				9 (8%)	28 (25%)	1 (1%)	72 (65%)	0 (0%)	0	0	65%	
		[1 - 15]	n=274				58 (21%)	56 (20%)	9 (3%)	149 (54%)	0 (0%)	1	1	55%	
20	H	[28 - 36]	n=16	UM	Grammar & Usage	Diction	1 (6%)	1 (6%)	12 (75%)	1 (6%)	0 (0%)	0	1	80%	
		[24 - 27]	n=23				1 (4%)	2 (9%)	19 (83%)	1 (4%)	0 (0%)	0	0	83%	
		[20 - 23]	n=74				0 (0%)	10 (14%)	53 (72%)	11 (15%)	0 (0%)	0	0	72%	
		[16 - 19]	n=110				11 (10%)	10 (9%)	72 (65%)	16 (15%)	0 (0%)	0	1	66%	
		[1 - 15]	n=274				45 (16%)	52 (19%)	105 (38%)	68 (25%)	0 (0%)	3	1	39%	
21	D	[28 - 36]	n=16	UM	Grammar & Usage	Diction	0 (0%)	0 (0%)	0 (0%)	16 (100%)	0 (0%)	0	0	100%	
		[24 - 27]	n=23				0 (0%)	0 (0%)	0 (0%)	23 (100%)	0 (0%)	0	0	100%	
		[20 - 23]	n=74				3 (4%)	8 (11%)	3 (4%)	60 (81%)	0 (0%)	0	0	81%	
		[16 - 19]	n=110				4 (4%)	12 (11%)	7 (6%)	87 (79%)	0 (0%)	0	0	79%	
		[1 - 15]	n=274				27 (10%)	76 (28%)	22 (8%)	148 (54%)	0 (0%)	1	0	54%	
22	G	[28 - 36]	n=16	RH	Style	Clar. of Meaning	4 (25%)	12 (75%)	0 (0%)	0 (0%)	0 (0%)	0	0	75%	
		[24 - 27]	n=23				4 (17%)	19 (83%)	0 (0%)	0 (0%)	0 (0%)	0	0	83%	
		[20 - 23]	n=74				30 (41%)	40 (54%)	0 (0%)	3 (4%)	0 (0%)	0	1	55%	
		[16 - 19]	n=110				42 (38%)	58 (53%)	0 (0%)	10 (9%)	0 (0%)	0	0	53%	
		[1 - 15]	n=274				97 (35%)	112 (41%)	17 (6%)	47 (17%)	0 (0%)	1	0	41%	
23	C	[28 - 36]	n=16	UM	Punctuation	Commas	2 (13%)	0 (0%)	14 (88%)	0 (0%)	0 (0%)	0	0	88%	
		[24 - 27]	n=23				2 (9%)	1 (4%)	20 (87%)	0 (0%)	0 (0%)	0	0	87%	
		[20 - 23]	n=74				17 (23%)	6 (8%)	51 (69%)	0 (0%)	0 (0%)	0	0	69%	
		[16 - 19]	n=110				26 (24%)	20 (18%)	63 (57%)	1 (1%)	0 (0%)	0	0	57%	
		[1 - 15]	n=274				100 (36%)	38 (14%)	123 (45%)	9 (3%)	0 (0%)	4	0	46%	
24	F	[28 - 36]	n=16	RH	Strategy	Approp. Suppor. Mat.	10 (63%)	1 (6%)	3 (19%)	2 (13%)	0 (0%)	0	0	63%	

This score report was generated by Cambridge Educational Services, Inc. using an ACT, Inc. Sample/Practice exam. This report is not approved, endorsed, or authorized by ACT, Inc. and should not be viewed or used as such. ACT, PLAN, EXPLORE, and WORKKEYS are registered trademarks of ACT, Inc., which is not affiliated with Cambridge Educational Services, Inc.

ACT Error Analysis By College Readiness Standards TM

Item	Ans	Range	N=	Lvl 2	Lvl 3	Lvl 4	A/F	B/G	C/H	D/J	E/K	Omit	Error	% Correct (without omits and errors)
		[24 - 27]	n=23				7 (30%)	6 (26%)	3 (13%)	7 (30%)	0 (0%)	0	0	30%
		[20 - 23]	n=74				34 (46%)	15 (20%)	4 (5%)	21 (28%)	0 (0%)	0	0	46%
		[16 - 19]	n=110				49 (45%)	27 (25%)	8 (7%)	26 (24%)	0 (0%)	0	0	45%
		[1 - 15]	n=274				93 (34%)	85 (31%)	34 (12%)	60 (22%)	0 (0%)	2	0	34%
25	D	[28 - 36]	n=16	UM	Grammar & Usage	Diction	0 (0%)	0 (0%)	0 (0%)	16 (100%)	0 (0%)	0	0	100%
		[24 - 27]	n=23				3 (13%)	0 (0%)	0 (0%)	20 (87%)	0 (0%)	0	0	87%
		[20 - 23]	n=74				15 (20%)	0 (0%)	3 (4%)	55 (74%)	0 (0%)	0	1	75%
		[16 - 19]	n=110				37 (34%)	0 (0%)	7 (6%)	66 (60%)	0 (0%)	0	0	60%
		[1 - 15]	n=274				95 (35%)	16 (6%)	64 (23%)	92 (34%)	0 (0%)	5	2	34%
26	J	[28 - 36]	n=16	RH	Strategy	Eff. Trans. Sent.	2 (13%)	0 (0%)	0 (0%)	14 (88%)	0 (0%)	0	0	88%
		[24 - 27]	n=23				0 (0%)	1 (4%)	0 (0%)	22 (96%)	0 (0%)	0	0	96%
		[20 - 23]	n=74				9 (12%)	4 (5%)	1 (1%)	60 (81%)	0 (0%)	0	0	81%
		[16 - 19]	n=110				20 (18%)	9 (8%)	1 (1%)	80 (73%)	0 (0%)	0	0	73%
		[1 - 15]	n=274				70 (26%)	29 (11%)	11 (4%)	161 (59%)	0 (0%)	3	0	59%
27	D	[28 - 36]	n=16	UM	Grammar & Usage	Verb Tense	0 (0%)	0 (0%)	0 (0%)	16 (100%)	0 (0%)	0	0	100%
		[24 - 27]	n=23				1 (4%)	1 (4%)	0 (0%)	21 (91%)	0 (0%)	0	0	91%
		[20 - 23]	n=74				1 (1%)	9 (12%)	0 (0%)	63 (85%)	0 (0%)	1	0	86%
		[16 - 19]	n=110				7 (6%)	34 (31%)	1 (1%)	68 (62%)	0 (0%)	0	0	62%
		[1 - 15]	n=274				18 (7%)	106 (39%)	15 (5%)	132 (48%)	0 (0%)	3	0	49%
28	F	[28 - 36]	n=16	UM	No Change		16 (100%)	0 (0%)	0 (0%)	0 (0%)	0 (0%)	0	0	100%
		[24 - 27]	n=23				21 (91%)	0 (0%)	1 (4%)	0 (0%)	0 (0%)	0	1	95%
		[20 - 23]	n=74				65 (88%)	3 (4%)	2 (3%)	4 (5%)	0 (0%)	0	0	88%
		[16 - 19]	n=110				74 (67%)	18 (16%)	6 (5%)	11 (10%)	0 (0%)	0	1	68%
		[1 - 15]	n=274				100 (36%)	104 (38%)	30 (11%)	36 (13%)	0 (0%)	4	0	37%
29	B	[28 - 36]	n=16	RH	Org.	Par-Lev. Struct.	1 (6%)	14 (88%)	0 (0%)	0 (0%)	0 (0%)	0	1	93%
		[24 - 27]	n=23				10 (43%)	11 (48%)	0 (0%)	2 (9%)	0 (0%)	0	0	48%
		[20 - 23]	n=74				23 (31%)	46 (62%)	2 (3%)	3 (4%)	0 (0%)	0	0	62%
		[16 - 19]	n=110				37 (34%)	65 (59%)	3 (3%)	5 (5%)	0 (0%)	0	0	59%
		[1 - 15]	n=274				88 (32%)	101 (37%)	42 (15%)	40 (15%)	0 (0%)	3	0	37%
30	F	[28 - 36]	n=16	RH	Org.	Passage-Lev. Struct.	15 (94%)	1 (6%)	0 (0%)	0 (0%)	0 (0%)	0	0	94%
		[24 - 27]	n=23				20 (87%)	0 (0%)	2 (9%)	1 (4%)	0 (0%)	0	0	87%
		[20 - 23]	n=74				64 (86%)	3 (4%)	5 (7%)	2 (3%)	0 (0%)	0	0	86%
		[16 - 19]	n=110				91 (83%)	8 (7%)	8 (7%)	2 (2%)	0 (0%)	0	1	83%
		[1 - 15]	n=274				130 (47%)	67 (24%)	39 (14%)	33 (12%)	0 (0%)	5	0	48%
31	D	[28 - 36]	n=16	RH	Style	Conciseness	2 (13%)	1 (6%)	0 (0%)	13 (81%)	0 (0%)	0	0	81%
		[24 - 27]	n=23				2 (9%)	1 (4%)	5 (22%)	15 (65%)	0 (0%)	0	0	65%
		[20 - 23]	n=74				1 (1%)	4 (5%)	19 (26%)	50 (68%)	0 (0%)	0	0	68%
		[16 - 19]	n=110				1 (1%)	14 (13%)	51 (46%)	44 (40%)	0 (0%)	0	0	40%
		[1 - 15]	n=274				55 (20%)	35 (13%)	144 (53%)	36 (13%)	0 (0%)	3	0	13%
32	H	[28 - 36]	n=16	UM	Grammar & Usage	Diction	0 (0%)	0 (0%)	16 (100%)	0 (0%)	0 (0%)	0	0	100%

This score report was generated by Cambridge Educational Services, Inc. using an ACT, Inc. Sample/Practice exam. This report is not approved, endorsed, or authorized by ACT, Inc. and should not be viewed or used as such. ACT, PLAN, EXPLORE, and WORKKEYS are registered trademarks of ACT, Inc., which is not affiliated with Cambridge Educational Services, Inc.

ACT Error Analysis By College Readiness Standards TM

Item	Ans	Range	N=	Lvl 2	Lvl 3	Lvl 4	A/F	B/G	C/H	D/J	E/K	Omit	Error	% Correct (without omits and errors)
		[24 - 27]	n=23				2 (9%)	0 (0%)	18 (78%)	3 (13%)	0 (0%)	0	0	78%
		[20 - 23]	n=74				15 (20%)	3 (4%)	47 (64%)	8 (11%)	0 (0%)	1	0	64%
		[16 - 19]	n=110				35 (32%)	4 (4%)	54 (49%)	16 (15%)	0 (0%)	0	1	50%
		[1 - 15]	n=274				88 (32%)	46 (17%)	95 (35%)	41 (15%)	0 (0%)	4	0	35%
33	C	[28 - 36]	n=16	RH	Style	Conciseness	5 (31%)	0 (0%)	9 (56%)	2 (13%)	0 (0%)	0	0	56%
		[24 - 27]	n=23				8 (35%)	1 (4%)	13 (57%)	1 (4%)	0 (0%)	0	0	57%
		[20 - 23]	n=74				29 (39%)	11 (15%)	31 (42%)	3 (4%)	0 (0%)	0	0	42%
		[16 - 19]	n=110				53 (48%)	12 (11%)	42 (38%)	3 (3%)	0 (0%)	0	0	38%
		[1 - 15]	n=274				106 (39%)	71 (26%)	61 (22%)	29 (11%)	0 (0%)	6	1	23%
34	F	[28 - 36]	n=16	RH	No Change		16 (100%)	0 (0%)	0 (0%)	0 (0%)	0 (0%)	0	0	100%
		[24 - 27]	n=23				22 (96%)	1 (4%)	0 (0%)	0 (0%)	0 (0%)	0	0	96%
		[20 - 23]	n=74				68 (92%)	3 (4%)	1 (1%)	1 (1%)	0 (0%)	0	1	93%
		[16 - 19]	n=110				80 (73%)	20 (18%)	5 (5%)	5 (5%)	0 (0%)	0	0	73%
		[1 - 15]	n=274				149 (54%)	63 (23%)	15 (5%)	40 (15%)	0 (0%)	7	0	56%
35	B	[28 - 36]	n=16	UM	Sent. Struct.	Misplaced Modifiers	0 (0%)	14 (88%)	1 (6%)	1 (6%)	0 (0%)	0	0	88%
		[24 - 27]	n=23				0 (0%)	23 (100%)	0 (0%)	0 (0%)	0 (0%)	0	0	100%
		[20 - 23]	n=74				8 (11%)	63 (85%)	2 (3%)	1 (1%)	0 (0%)	0	0	85%
		[16 - 19]	n=110				22 (20%)	72 (65%)	14 (13%)	2 (2%)	0 (0%)	0	0	65%
		[1 - 15]	n=274				94 (34%)	109 (40%)	40 (15%)	23 (8%)	0 (0%)	8	0	41%
36	H	[28 - 36]	n=16	RH	Strategy	Approp. Suppor. Mat.	0 (0%)	0 (0%)	16 (100%)	0 (0%)	0 (0%)	0	0	100%
		[24 - 27]	n=23				0 (0%)	1 (4%)	22 (96%)	0 (0%)	0 (0%)	0	0	96%
		[20 - 23]	n=74				0 (0%)	1 (1%)	69 (93%)	4 (5%)	0 (0%)	0	0	93%
		[16 - 19]	n=110				0 (0%)	10 (9%)	89 (81%)	11 (10%)	0 (0%)	0	0	81%
		[1 - 15]	n=274				39 (14%)	57 (21%)	119 (43%)	49 (18%)	0 (0%)	9	1	45%
37	D	[28 - 36]	n=16	UM	Sent. Struct.	Fragments	0 (0%)	2 (13%)	0 (0%)	14 (88%)	0 (0%)	0	0	88%
		[24 - 27]	n=23				0 (0%)	3 (13%)	0 (0%)	20 (87%)	0 (0%)	0	0	87%
		[20 - 23]	n=74				3 (4%)	8 (11%)	9 (12%)	54 (73%)	0 (0%)	0	0	73%
		[16 - 19]	n=110				9 (8%)	9 (8%)	16 (15%)	76 (69%)	0 (0%)	0	0	69%
		[1 - 15]	n=274				52 (19%)	36 (13%)	49 (18%)	127 (46%)	0 (0%)	10	0	48%
38	J	[28 - 36]	n=16	UM	Sent. Struct.	Comma Splices	0 (0%)	0 (0%)	0 (0%)	16 (100%)	0 (0%)	0	0	100%
		[24 - 27]	n=23				0 (0%)	0 (0%)	0 (0%)	22 (96%)	0 (0%)	0	1	100%
		[20 - 23]	n=74				4 (5%)	0 (0%)	2 (3%)	68 (92%)	0 (0%)	0	0	92%
		[16 - 19]	n=110				11 (10%)	7 (6%)	11 (10%)	80 (73%)	0 (0%)	1	0	73%
		[1 - 15]	n=274				47 (17%)	43 (16%)	75 (27%)	97 (35%)	0 (0%)	12	0	37%
39	B	[28 - 36]	n=16	UM	Sent. Struct.	Misplaced Modifiers	0 (0%)	15 (94%)	1 (6%)	0 (0%)	0 (0%)	0	0	94%
		[24 - 27]	n=23				7 (30%)	15 (65%)	1 (4%)	0 (0%)	0 (0%)	0	0	65%
		[20 - 23]	n=74				18 (24%)	40 (54%)	10 (14%)	6 (8%)	0 (0%)	0	0	54%
		[16 - 19]	n=110				23 (21%)	48 (44%)	30 (27%)	9 (8%)	0 (0%)	0	0	44%
		[1 - 15]	n=274				63 (23%)	73 (27%)	89 (32%)	36 (13%)	0 (0%)	12	1	28%
40	F	[28 - 36]	n=16	RH	Strategy	Approp. Suppor. Mat.	15 (94%)	0 (0%)	1 (6%)	0 (0%)	0 (0%)	0	0	94%

This score report was generated by Cambridge Educational Services, Inc. using an ACT, Inc. Sample/Practice exam. This report is not approved, endorsed, or authorized by ACT, Inc. and should not be viewed or used as such. ACT, PLAN, EXPLORE, and WORKKEYS are registered trademarks of ACT, Inc., which is not affiliated with Cambridge Educational Services, Inc.

ACT Error Analysis By College Readiness Standards™

Item	Ans	Range	N=	Lvl 2	Lvl 3	Lvl 4	A/F	B/G	C/H	D/J	E/K	Omit	Error	% Correct (without omits and errors)
		[24 - 27]	n=23				20 (87%)	0 (0%)	1 (4%)	2 (9%)	0 (0%)	0	0	87%
		[20 - 23]	n=74				47 (64%)	2 (3%)	10 (14%)	15 (20%)	0 (0%)	0	0	64%
		[16 - 19]	n=110				53 (48%)	7 (6%)	20 (18%)	30 (27%)	0 (0%)	0	0	48%
		[1 - 15]	n=274				82 (30%)	64 (23%)	54 (20%)	57 (21%)	0 (0%)	17	0	32%
41	A	[28 - 36]	n=16	RH	Style	Clar. of Meaning	16 (100%)	0 (0%)	0 (0%)	0 (0%)	0 (0%)	0	0	100%
		[24 - 27]	n=23				21 (91%)	0 (0%)	0 (0%)	2 (9%)	0 (0%)	0	0	91%
		[20 - 23]	n=74				56 (76%)	7 (9%)	3 (4%)	8 (11%)	0 (0%)	0	0	76%
		[16 - 19]	n=110				71 (65%)	17 (15%)	10 (9%)	12 (11%)	0 (0%)	0	0	65%
		[1 - 15]	n=274				92 (34%)	52 (19%)	52 (19%)	62 (23%)	0 (0%)	16	0	36%
42	F	[28 - 36]	n=16	UM	No Change		11 (69%)	0 (0%)	5 (31%)	0 (0%)	0 (0%)	0	0	69%
		[24 - 27]	n=23				17 (74%)	0 (0%)	6 (26%)	0 (0%)	0 (0%)	0	0	74%
		[20 - 23]	n=74				47 (64%)	0 (0%)	27 (36%)	0 (0%)	0 (0%)	0	0	64%
		[16 - 19]	n=110				59 (54%)	7 (6%)	44 (40%)	0 (0%)	0 (0%)	0	0	54%
		[1 - 15]	n=274				90 (33%)	59 (22%)	92 (34%)	17 (6%)	0 (0%)	16	0	35%
43	C	[28 - 36]	n=16	UM	Grammar & Usage	Adj. vs. Adv.	0 (0%)	0 (0%)	16 (100%)	0 (0%)	0 (0%)	0	0	100%
		[24 - 27]	n=23				3 (13%)	0 (0%)	20 (87%)	0 (0%)	0 (0%)	0	0	87%
		[20 - 23]	n=74				9 (12%)	0 (0%)	65 (88%)	0 (0%)	0 (0%)	0	0	88%
		[16 - 19]	n=110				27 (25%)	1 (1%)	78 (71%)	3 (3%)	0 (0%)	1	0	72%
		[1 - 15]	n=274				78 (28%)	52 (19%)	113 (41%)	11 (4%)	0 (0%)	20	0	44%
44	H	[28 - 36]	n=16	RH	Org.	Par.-Lev. Struct.	1 (6%)	0 (0%)	15 (94%)	0 (0%)	0 (0%)	0	0	94%
		[24 - 27]	n=23				0 (0%)	0 (0%)	23 (100%)	0 (0%)	0 (0%)	0	0	100%
		[20 - 23]	n=74				9 (12%)	6 (8%)	55 (74%)	4 (5%)	0 (0%)	0	0	74%
		[16 - 19]	n=110				25 (23%)	20 (18%)	58 (53%)	7 (6%)	0 (0%)	0	0	53%
		[1 - 15]	n=274				70 (26%)	71 (26%)	93 (34%)	20 (7%)	0 (0%)	20	0	37%
45	D	[28 - 36]	n=16	RH	Strategy	Main Idea	0 (0%)	0 (0%)	0 (0%)	16 (100%)	0 (0%)	0	0	100%
		[24 - 27]	n=23				0 (0%)	1 (4%)	1 (4%)	21 (91%)	0 (0%)	0	0	91%
		[20 - 23]	n=74				5 (7%)	7 (9%)	2 (3%)	60 (81%)	0 (0%)	0	0	81%
		[16 - 19]	n=110				16 (15%)	14 (13%)	10 (9%)	70 (64%)	0 (0%)	0	0	64%
		[1 - 15]	n=274				81 (30%)	69 (25%)	34 (12%)	67 (24%)	0 (0%)	23	0	27%
46	F	[28 - 36]	n=16	UM	Grammar & Usage	Diction	9 (56%)	1 (6%)	2 (13%)	3 (19%)	0 (0%)	0	1	60%
		[24 - 27]	n=23				9 (39%)	5 (22%)	7 (30%)	2 (9%)	0 (0%)	0	0	39%
		[20 - 23]	n=74				18 (24%)	23 (31%)	22 (30%)	11 (15%)	0 (0%)	0	0	24%
		[16 - 19]	n=110				26 (24%)	35 (32%)	32 (29%)	17 (15%)	0 (0%)	0	0	24%
		[1 - 15]	n=274				47 (17%)	91 (33%)	61 (22%)	49 (18%)	0 (0%)	26	0	19%
47	D	[28 - 36]	n=16	RH	Style	Conciseness	1 (6%)	1 (6%)	1 (6%)	13 (81%)	0 (0%)	0	0	81%
		[24 - 27]	n=23				3 (13%)	0 (0%)	2 (9%)	18 (78%)	0 (0%)	0	0	78%
		[20 - 23]	n=74				13 (18%)	10 (14%)	6 (8%)	45 (61%)	0 (0%)	0	0	61%
		[16 - 19]	n=110				34 (31%)	24 (22%)	8 (7%)	44 (40%)	0 (0%)	0	0	40%

This score report was generated by Cambridge Educational Services, Inc. using an ACT, Inc. Sample/Practice exam. This report is not approved, endorsed, or authorized by ACT Inc. and should not be viewed or used as such. ACT, PLAN, EXPLORE, and WORKKEYS are registered trademarks of ACT, Inc., which is not affiliated with Cambridge Educational Services, Inc.

ACT Error Analysis By College Readiness Standards TM

Item	Ans	Range	N=	Lvl 2	Lvl 3	Lvl 4	A/F	B/G	C/H	D/J	E/K	Omit	Error	% Correct (without omits and errors)
		[1 - 15]	n=274				67 (24%)	90 (33%)	29 (11%)	59 (22%)	0 (0%)	29	0	24%
48	F	[28 - 36]	n=16	UM	No Change		12 (75%)	1 (6%)	3 (19%)	0 (0%)	0 (0%)	0	0	75%
		[24 - 27]	n=23				20 (87%)	1 (4%)	1 (4%)	1 (4%)	0 (0%)	0	0	87%
		[20 - 23]	n=74				63 (85%)	3 (4%)	4 (5%)	0 (0%)	0 (0%)	0	0	85%
		[16 - 19]	n=110				84 (76%)	3 (3%)	15 (14%)	8 (7%)	0 (0%)	0	0	76%
		[1 - 15]	n=274				158 (58%)	39 (14%)	25 (9%)	21 (8%)	0 (0%)	31	0	65%
49	A	[28 - 36]	n=16	UM	No Change		16 (100%)	0 (0%)	0 (0%)	0 (0%)	0 (0%)	0	0	100%
		[24 - 27]	n=23				23 (100%)	0 (0%)	0 (0%)	0 (0%)	0 (0%)	0	0	100%
		[20 - 23]	n=74				69 (93%)	4 (5%)	1 (1%)	0 (0%)	0 (0%)	0	0	93%
		[16 - 19]	n=110				85 (77%)	17 (15%)	6 (5%)	2 (2%)	0 (0%)	0	0	77%
		[1 - 15]	n=274				144 (53%)	64 (23%)	18 (7%)	15 (5%)	0 (0%)	33	0	60%
50	J	[28 - 36]	n=16	RH	Style	Clar. of Meaning	0 (0%)	0 (0%)	0 (0%)	16 (100%)	0 (0%)	0	0	100%
		[24 - 27]	n=23				0 (0%)	0 (0%)	0 (0%)	23 (100%)	0 (0%)	0	0	100%
		[20 - 23]	n=74				2 (3%)	1 (1%)	2 (3%)	69 (93%)	0 (0%)	0	0	93%
		[16 - 19]	n=110				8 (7%)	21 (19%)	17 (15%)	63 (57%)	0 (0%)	1	0	58%
		[1 - 15]	n=274				40 (15%)	57 (21%)	62 (23%)	81 (30%)	0 (0%)	33	1	34%
51	B	[28 - 36]	n=16	RH	Strategy	Eff. Opening Sent.	0 (0%)	16 (100%)	0 (0%)	0 (0%)	0 (0%)	0	0	100%
		[24 - 27]	n=23				1 (4%)	22 (96%)	0 (0%)	0 (0%)	0 (0%)	0	0	96%
		[20 - 23]	n=74				8 (11%)	60 (81%)	2 (3%)	4 (5%)	0 (0%)	0	0	81%
		[16 - 19]	n=110				38 (35%)	54 (49%)	10 (9%)	7 (6%)	0 (0%)	1	0	50%
		[1 - 15]	n=274				88 (32%)	76 (28%)	47 (17%)	26 (9%)	0 (0%)	37	0	32%
52	G	[28 - 36]	n=16	UM	Punctuation	Apostrophes	0 (0%)	16 (100%)	0 (0%)	0 (0%)	0 (0%)	0	0	100%
		[24 - 27]	n=23				0 (0%)	19 (83%)	4 (17%)	0 (0%)	0 (0%)	0	0	83%
		[20 - 23]	n=74				3 (4%)	41 (55%)	29 (39%)	1 (1%)	0 (0%)	0	0	55%
		[16 - 19]	n=110				7 (6%)	40 (36%)	53 (48%)	8 (7%)	0 (0%)	1	1	37%
		[1 - 15]	n=274				34 (12%)	100 (36%)	82 (30%)	20 (7%)	0 (0%)	38	0	42%
53	B	[28 - 36]	n=16	UM	Grammar & Usage	Seq. & Verb Tense	1 (6%)	11 (69%)	0 (0%)	4 (25%)	0 (0%)	0	0	69%
		[24 - 27]	n=23				0 (0%)	6 (26%)	0 (0%)	17 (74%)	0 (0%)	0	0	26%
		[20 - 23]	n=74				10 (14%)	17 (23%)	2 (3%)	45 (61%)	0 (0%)	0	0	23%
		[16 - 19]	n=110				14 (13%)	15 (14%)	7 (6%)	73 (66%)	0 (0%)	1	0	14%
		[1 - 15]	n=274				55 (20%)	43 (16%)	28 (10%)	105 (38%)	0 (0%)	42	1	19%
54	F	[28 - 36]	n=16	UM	No Change		12 (75%)	0 (0%)	1 (6%)	3 (19%)	0 (0%)	0	0	75%
		[24 - 27]	n=23				18 (78%)	0 (0%)	0 (0%)	5 (22%)	0 (0%)	0	0	78%
		[20 - 23]	n=74				54 (73%)	0 (0%)	1 (1%)	19 (26%)	0 (0%)	0	0	73%
		[16 - 19]	n=110				54 (49%)	4 (4%)	7 (6%)	44 (40%)	0 (0%)	1	0	50%
		[1 - 15]	n=274				83 (30%)	37 (14%)	44 (16%)	70 (26%)	0 (0%)	40	0	35%
55	A	[28 - 36]	n=16	RH	No Change		12 (75%)	4 (25%)	0 (0%)	0 (0%)	0 (0%)	0	0	75%
		[24 - 27]	n=23				20 (87%)	1 (4%)	1 (4%)	1 (4%)	0 (0%)	0	0	87%
		[20 - 23]	n=74				54 (73%)	9 (12%)	7 (9%)	4 (5%)	0 (0%)	0	0	73%

This score report was generated by Cambridge Educational Services, Inc. using an ACT, Inc. Sample/Practice exam. This report is not approved, endorsed, or authorized by ACT, Inc. and should not be viewed or used as such. ACT, PLAN, EXPLORE, and WORKKEYS are registered trademarks of ACT, Inc., which is not affiliated with Cambridge Educational Services, Inc.

ACT Error Analysis By College Readiness Standards TM

Item	Ans	Range	N=	Lvl 2	Lvl 3	Lvl 4	A/F	B/G	C/H	D/J	E/K	Omit	Error	% Correct (without omits and errors)
		[16 - 19]	n=110				61 (55%)	29 (26%)	13 (12%)	5 (5%)	0 (0%)	2	0	56%
		[1 - 15]	n=274				82 (30%)	83 (30%)	37 (14%)	31 (11%)	0 (0%)	41	0	35%
56	H	[28 - 36]	n=16	UM	Grammar & Usage	Diction	0 (0%)	1 (6%)	15 (94%)	0 (0%)	0 (0%)	0	0	94%
		[24 - 27]	n=23				1 (4%)	1 (4%)	19 (83%)	2 (9%)	0 (0%)	0	0	83%
		[20 - 23]	n=74				12 (16%)	3 (4%)	39 (53%)	20 (27%)	0 (0%)	0	0	53%
		[16 - 19]	n=110				23 (21%)	11 (10%)	35 (32%)	37 (34%)	0 (0%)	4	0	33%
		[1 - 15]	n=274				52 (19%)	44 (16%)	48 (18%)	87 (32%)	0 (0%)	43	0	21%
57	D	[28 - 36]	n=16	RH	Strategy	Eff. Trans. Sent.	0 (0%)	2 (13%)	0 (0%)	14 (88%)	0 (0%)	0	0	88%
		[24 - 27]	n=23				0 (0%)	2 (9%)	0 (0%)	21 (91%)	0 (0%)	0	0	91%
		[20 - 23]	n=74				2 (3%)	11 (15%)	1 (1%)	60 (81%)	0 (0%)	0	0	81%
		[16 - 19]	n=110				24 (22%)	20 (18%)	4 (4%)	61 (55%)	0 (0%)	1	0	56%
		[1 - 15]	n=274				75 (27%)	98 (36%)	22 (8%)	36 (13%)	0 (0%)	42	1	16%
58	H	[28 - 36]	n=16	UM	Punctuation	Commas	0 (0%)	7 (44%)	9 (56%)	0 (0%)	0 (0%)	0	0	56%
		[24 - 27]	n=23				0 (0%)	5 (22%)	18 (78%)	0 (0%)	0 (0%)	0	0	78%
		[20 - 23]	n=74				2 (3%)	27 (36%)	45 (61%)	0 (0%)	0 (0%)	0	0	61%
		[16 - 19]	n=110				15 (14%)	30 (27%)	60 (55%)	4 (4%)	0 (0%)	1	0	55%
		[1 - 15]	n=274				29 (11%)	67 (24%)	114 (42%)	18 (7%)	0 (0%)	46	0	50%
59	D	[28 - 36]	n=16	UM	Grammar & Usage	Verb Tense	0 (0%)	0 (0%)	1 (6%)	15 (94%)	0 (0%)	0	0	94%
		[24 - 27]	n=23				1 (4%)	0 (0%)	1 (4%)	21 (91%)	0 (0%)	0	0	91%
		[20 - 23]	n=74				2 (3%)	13 (18%)	2 (3%)	55 (74%)	0 (0%)	1	1	76%
		[16 - 19]	n=110				17 (15%)	32 (29%)	6 (5%)	54 (49%)	0 (0%)	1	0	50%
		[1 - 15]	n=274				61 (22%)	79 (29%)	32 (12%)	50 (18%)	0 (0%)	51	1	23%
60	H	[28 - 36]	n=16	RH	Strategy	Main Idea	2 (13%)	2 (13%)	12 (75%)	0 (0%)	0 (0%)	0	0	75%
		[24 - 27]	n=23				4 (17%)	1 (4%)	18 (78%)	0 (0%)	0 (0%)	0	0	78%
		[20 - 23]	n=74				15 (20%)	6 (8%)	51 (69%)	2 (3%)	0 (0%)	0	0	69%
		[16 - 19]	n=110				32 (29%)	14 (13%)	55 (50%)	8 (7%)	0 (0%)	1	0	50%
		[1 - 15]	n=274				75 (27%)	58 (21%)	68 (25%)	23 (8%)	0 (0%)	50	0	30%
61	C	[28 - 36]	n=16	UM	Sent. Struct.	Fragments	0 (0%)	0 (0%)	16 (100%)	0 (0%)	0 (0%)	0	0	100%
		[24 - 27]	n=23				0 (0%)	0 (0%)	23 (100%)	0 (0%)	0 (0%)	0	0	100%
		[20 - 23]	n=74				6 (8%)	2 (3%)	62 (84%)	4 (5%)	0 (0%)	0	0	84%
		[16 - 19]	n=110				20 (18%)	4 (4%)	75 (68%)	9 (8%)	0 (0%)	2	0	69%
		[1 - 15]	n=274				59 (22%)	33 (12%)	104 (38%)	22 (8%)	0 (0%)	56	0	48%
62	J	[28 - 36]	n=16	UM	Grammar & Usage	Diction	0 (0%)	0 (0%)	0 (0%)	16 (100%)	0 (0%)	0	0	100%
		[24 - 27]	n=23				4 (17%)	0 (0%)	0 (0%)	19 (83%)	0 (0%)	0	0	83%
		[20 - 23]	n=74				12 (16%)	8 (11%)	0 (0%)	54 (73%)	0 (0%)	0	0	73%
		[16 - 19]	n=110				31 (28%)	19 (17%)	3 (3%)	56 (51%)	0 (0%)	1	0	51%
		[1 - 15]	n=274				72 (26%)	56 (20%)	28 (10%)	61 (22%)	0 (0%)	56	1	28%
63	A	[28 - 36]	n=16	RH	No Change		16 (100%)	0 (0%)	0 (0%)	0 (0%)	0 (0%)	0	0	100%
		[24 - 27]	n=23				22 (96%)	0 (0%)	1 (4%)	0 (0%)	0 (0%)	0	0	96%

This score report was generated by Cambridge Educational Services, Inc. using an ACT, Inc. Sample/Practice exam. This report is not approved, endorsed, or authorized by ACT, Inc. and should not be viewed or used as such. ACT, PLAN, EXPLORE, and WORKKEYS are registered trademarks of ACT, Inc., which is not affiliated with Cambridge Educational Services, Inc.

ACT Error Analysis By College Readiness Standards TM

Item	Ans	Range	N=	Lvl 2	Lvl 3	Lvl 4	A/F	B/G	C/H	D/J	E/K	Omit	Error	% Correct (without omits and errors)
		[20 - 23]	n=74				67 (91%)	1 (1%)	3 (4%)	2 (3%)	0 (0%)	0	1	92%
		[16 - 19]	n=110				73 (66%)	12 (11%)	7 (6%)	17 (15%)	0 (0%)	1	0	67%
		[1 - 15]	n=274				105 (38%)	35 (13%)	30 (11%)	41 (15%)	0 (0%)	63	0	50%
64	H	[28 - 36]	n=16	RH	Strategy	Approp. Suppor. Mat.	2 (13%)	1 (6%)	13 (81%)	0 (0%)	0 (0%)	0	0	81%
		[24 - 27]	n=23				2 (9%)	1 (4%)	19 (83%)	1 (4%)	0 (0%)	0	0	83%
		[20 - 23]	n=74				22 (30%)	7 (9%)	33 (45%)	12 (16%)	0 (0%)	0	0	45%
		[16 - 19]	n=110				27 (25%)	31 (28%)	22 (20%)	27 (25%)	0 (0%)	3	0	21%
		[1 - 15]	n=274				67 (24%)	76 (28%)	33 (12%)	32 (12%)	0 (0%)	65	1	16%
65	B	[28 - 36]	n=16	UM	Sent. Struct.	Coord. & Subord.	0 (0%)	16 (100%)	0 (0%)	0 (0%)	0 (0%)	0	0	100%
		[24 - 27]	n=23				2 (9%)	21 (91%)	0 (0%)	0 (0%)	0 (0%)	0	0	91%
		[20 - 23]	n=74				12 (16%)	59 (80%)	2 (3%)	1 (1%)	0 (0%)	0	0	80%
		[16 - 19]	n=110				23 (21%)	70 (64%)	12 (11%)	3 (3%)	0 (0%)	2	0	65%
		[1 - 15]	n=274				58 (21%)	86 (31%)	37 (14%)	27 (10%)	0 (0%)	66	0	41%
66	J	[28 - 36]	n=16	UM	Grammar & Usage	Verb Tense	0 (0%)	0 (0%)	3 (19%)	13 (81%)	0 (0%)	0	0	81%
		[24 - 27]	n=23				0 (0%)	0 (0%)	0 (0%)	23 (100%)	0 (0%)	0	0	100%
		[20 - 23]	n=74				8 (11%)	3 (4%)	10 (14%)	52 (70%)	0 (0%)	1	0	71%
		[16 - 19]	n=110				20 (18%)	6 (5%)	24 (22%)	57 (52%)	0 (0%)	2	1	53%
		[1 - 15]	n=274				52 (19%)	47 (17%)	48 (18%)	62 (23%)	0 (0%)	65	0	30%
67	A	[28 - 36]	n=16	RH	No Change		12 (75%)	2 (13%)	2 (13%)	0 (0%)	0 (0%)	0	0	75%
		[24 - 27]	n=23				17 (74%)	1 (4%)	4 (17%)	1 (4%)	0 (0%)	0	0	74%
		[20 - 23]	n=74				46 (62%)	9 (12%)	11 (15%)	6 (8%)	0 (0%)	1	1	64%
		[16 - 19]	n=110				60 (55%)	23 (21%)	17 (15%)	6 (5%)	0 (0%)	3	1	57%
		[1 - 15]	n=274				73 (27%)	62 (23%)	47 (17%)	24 (9%)	0 (0%)	68	0	35%
68	H	[28 - 36]	n=16	RH	Strategy	Approp. Suppor. Mat.	0 (0%)	0 (0%)	15 (94%)	1 (6%)	0 (0%)	0	0	94%
		[24 - 27]	n=23				0 (0%)	2 (9%)	15 (65%)	5 (22%)	0 (0%)	0	1	68%
		[20 - 23]	n=74				15 (20%)	6 (8%)	39 (53%)	13 (18%)	0 (0%)	1	0	53%
		[16 - 19]	n=110				26 (24%)	7 (6%)	51 (46%)	21 (19%)	0 (0%)	4	1	49%
		[1 - 15]	n=274				64 (23%)	44 (16%)	56 (20%)	39 (14%)	0 (0%)	70	1	28%
69	C	[28 - 36]	n=16	UM	Sent. Struct.	Comma Splices	3 (19%)	2 (13%)	6 (38%)	5 (31%)	0 (0%)	0	0	38%
		[24 - 27]	n=23				2 (9%)	7 (30%)	9 (39%)	5 (22%)	0 (0%)	0	0	39%
		[20 - 23]	n=74				25 (34%)	15 (20%)	13 (18%)	18 (24%)	0 (0%)	3	0	18%
		[16 - 19]	n=110				38 (35%)	24 (22%)	24 (22%)	18 (16%)	0 (0%)	6	0	23%
		[1 - 15]	n=274				64 (23%)	45 (16%)	53 (19%)	36 (13%)	0 (0%)	75	1	27%
70	G	[28 - 36]	n=16	UM	Grammar & Usage	Sub.-Verb Agreement	2 (13%)	14 (88%)	0 (0%)	0 (0%)	0 (0%)	0	0	88%
		[24 - 27]	n=23				8 (35%)	14 (61%)	1 (4%)	0 (0%)	0 (0%)	0	0	61%
		[20 - 23]	n=74				36 (49%)	26 (35%)	8 (11%)	2 (3%)	0 (0%)	2	0	36%
		[16 - 19]	n=110				46 (42%)	30 (27%)	21 (19%)	6 (5%)	0 (0%)	6	1	29%
		[1 - 15]	n=274				77 (28%)	39 (14%)	52 (19%)	28 (10%)	0 (0%)	77	1	20%
71	B	[28 - 36]	n=16	RH	Style	Clar. of Meaning	1 (6%)	14 (88%)	0 (0%)	1 (6%)	0 (0%)	0	0	88%
		[24 - 27]	n=23				2 (9%)	19 (83%)	1 (4%)	1 (4%)	0 (0%)	0	0	83%

This score report was generated by Cambridge Educational Services, Inc. using an ACT, Inc. Sample/Practice exam. This report is not approved, endorsed, or authorized by ACT, Inc. and should not be viewed or used as such. ACT, PLAN, EXPLORE, and WORKKEYS are registered trademarks of ACT, Inc., which is not affiliated with Cambridge Educational Services, Inc.

ACT Error Analysis By College Readiness Standards™

Item	Ans	Range	N=	Lvl 2	Lvl 3	Lvl 4	A/F	B/G	C/H	D/J	E/K	Omit	Error	% Correct (without omits and errors)
		[20 - 23]	n=74				11 (15%)	36 (49%)	13 (18%)	11 (15%)	0 (0%)	3	0	51%
		[16 - 19]	n=110				26 (24%)	31 (28%)	31 (28%)	14 (13%)	0 (0%)	8	0	30%
		[1 - 15]	n=274				52 (19%)	65 (24%)	46 (17%)	29 (11%)	0 (0%)	81	1	34%
72	F	[28 - 36]	n=16	UM	Grammar & Usage	Pronoun Usage	15 (94%)	1 (6%)	0 (0%)	0 (0%)	0 (0%)	0	0	94%
		[24 - 27]	n=23				13 (57%)	9 (39%)	0 (0%)	0 (0%)	0 (0%)	0	1	59%
		[20 - 23]	n=74				22 (30%)	30 (41%)	9 (12%)	10 (14%)	0 (0%)	3	0	31%
		[16 - 19]	n=110				27 (25%)	41 (37%)	15 (14%)	20 (18%)	0 (0%)	7	0	26%
		[1 - 15]	n=274				40 (15%)	85 (31%)	40 (15%)	26 (9%)	0 (0%)	83	0	21%
73	B	[28 - 36]	n=16	UM	Sent. Struct.	Run-on Sent.	0 (0%)	14 (88%)	1 (6%)	1 (6%)	0 (0%)	0	0	88%
		[24 - 27]	n=23				6 (26%)	10 (43%)	5 (22%)	2 (9%)	0 (0%)	0	0	43%
		[20 - 23]	n=74				16 (22%)	32 (43%)	11 (15%)	10 (14%)	0 (0%)	5	0	46%
		[16 - 19]	n=110				32 (29%)	26 (24%)	26 (24%)	18 (16%)	0 (0%)	8	0	25%
		[1 - 15]	n=274				61 (22%)	48 (18%)	43 (16%)	37 (14%)	0 (0%)	85	0	25%
74	G	[28 - 36]	n=16	UM	Punctuation	Colons	0 (0%)	14 (88%)	0 (0%)	2 (13%)	0 (0%)	0	0	88%
		[24 - 27]	n=23				5 (22%)	10 (43%)	2 (9%)	6 (26%)	0 (0%)	0	0	43%
		[20 - 23]	n=74				19 (26%)	22 (30%)	9 (12%)	20 (27%)	0 (0%)	4	0	31%
		[16 - 19]	n=110				31 (28%)	17 (15%)	40 (36%)	14 (13%)	0 (0%)	8	0	17%
		[1 - 15]	n=274				68 (25%)	35 (13%)	55 (20%)	27 (10%)	0 (0%)	87	2	19%
75	C	[28 - 36]	n=16	RH	Org.	Par.-Lev. Struct.	1 (6%)	0 (0%)	14 (88%)	1 (6%)	0 (0%)	0	0	88%
		[24 - 27]	n=23				3 (13%)	4 (17%)	13 (57%)	3 (13%)	0 (0%)	0	0	57%
		[20 - 23]	n=74				14 (19%)	8 (11%)	34 (46%)	13 (18%)	0 (0%)	5	0	49%
		[16 - 19]	n=110				31 (28%)	18 (16%)	41 (37%)	11 (10%)	0 (0%)	9	0	41%
		[1 - 15]	n=274				45 (16%)	46 (17%)	56 (20%)	37 (14%)	0 (0%)	89	1	30%

This score report was generated by Cambridge Educational Services, Inc. using an ACT, Inc. Sample/Practice exam. This report is not approved, endorsed, or authorized by ACT, Inc. and should not be viewed or used as such. ACT®, PLAN®, EXPLORE®, and WORKKEYS® are registered trademarks of ACT, Inc., which is not affiliated with Cambridge Educational Services, Inc.

ACT® Error Analysis By College Readiness Standards TM

Item	Ans	Range	N=	Lvl 2	Lvl 3	Lvl 4	A/F	B/G	C/H	D/J	E/K	Omit	Error	% Correct (without omits and errors)
Mathematics (Level 1) - 60 items (40%)														
1	C	[28 - 36]	n=13	EA	Averages		0 (0%)	0 (0%)	11 (85%)	0 (0%)	2 (15%)	0	0	85%
		[24 - 27]	n=53				0 (0%)	1 (2%)	51 (96%)	1 (2%)	0 (0%)	0	0	96%
		[20 - 23]	n=64				1 (2%)	5 (8%)	53 (83%)	2 (3%)	3 (5%)	0	0	83%
		[16 - 19]	n=176				12 (7%)	23 (13%)	123 (70%)	13 (7%)	4 (2%)	0	1	70%
		[1 - 15]	n=191				32 (17%)	34 (18%)	90 (47%)	24 (13%)	6 (3%)	5	0	48%
2	H	[28 - 36]	n=13	GT	Rectangles & Squares		0 (0%)	0 (0%)	13 (100%)	0 (0%)	0 (0%)	0	0	100%
		[24 - 27]	n=53				1 (2%)	0 (0%)	52 (98%)	0 (0%)	0 (0%)	0	0	98%
		[20 - 23]	n=64				2 (3%)	1 (2%)	59 (92%)	2 (3%)	0 (0%)	0	0	92%
		[16 - 19]	n=176				25 (14%)	19 (11%)	125 (71%)	3 (2%)	2 (1%)	1	1	72%
		[1 - 15]	n=191				86 (45%)	25 (13%)	64 (34%)	9 (5%)	5 (3%)	2	0	34%
3	B	[28 - 36]	n=13	AG	Manip. Alg. Expr.	Creating Alg. Expr.	0 (0%)	13 (100%)	0 (0%)	0 (0%)	0 (0%)	0	0	100%
		[24 - 27]	n=53				0 (0%)	53 (100%)	0 (0%)	0 (0%)	0 (0%)	0	0	100%
		[20 - 23]	n=64				0 (0%)	62 (97%)	0 (0%)	0 (0%)	2 (3%)	0	0	97%
		[16 - 19]	n=176				4 (2%)	135 (77%)	6 (3%)	7 (4%)	23 (13%)	1	0	77%
		[1 - 15]	n=191				17 (9%)	117 (61%)	12 (6%)	9 (5%)	32 (17%)	4	0	63%
4	J	[28 - 36]	n=13	EA	Manip. Alg. Expr.	Evaluating Expr.	0 (0%)	0 (0%)	0 (0%)	13 (100%)	0 (0%)	0	0	100%
		[24 - 27]	n=53				0 (0%)	1 (2%)	0 (0%)	52 (98%)	0 (0%)	0	0	98%
		[20 - 23]	n=64				1 (2%)	1 (2%)	1 (2%)	61 (95%)	0 (0%)	0	0	95%
		[16 - 19]	n=176				11 (6%)	10 (6%)	22 (13%)	124 (70%)	8 (5%)	1	0	71%
		[1 - 15]	n=191				21 (11%)	17 (9%)	44 (23%)	82 (43%)	27 (14%)	0	0	43%
5	D	[28 - 36]	n=13	EA	Complic. Manip.	Factoring	0 (0%)	0 (0%)	0 (0%)	13 (100%)	0 (0%)	0	0	100%
		[24 - 27]	n=53				0 (0%)	0 (0%)	0 (0%)	53 (100%)	0 (0%)	0	0	100%
		[20 - 23]	n=64				0 (0%)	1 (2%)	2 (3%)	59 (92%)	2 (3%)	0	0	92%
		[16 - 19]	n=176				2 (1%)	11 (6%)	7 (4%)	115 (65%)	41 (23%)	0	0	65%
		[1 - 15]	n=191				6 (3%)	42 (22%)	27 (14%)	63 (33%)	49 (26%)	3	1	34%
6	J	[28 - 36]	n=13	GT	Solids		0 (0%)	0 (0%)	0 (0%)	13 (100%)	0 (0%)	0	0	100%
		[24 - 27]	n=53				0 (0%)	1 (2%)	0 (0%)	51 (96%)	1 (2%)	0	0	96%
		[20 - 23]	n=64				0 (0%)	6 (9%)	0 (0%)	55 (86%)	3 (5%)	0	0	86%
		[16 - 19]	n=176				5 (3%)	64 (36%)	16 (9%)	85 (48%)	6 (3%)	0	0	48%
		[1 - 15]	n=191				18 (9%)	99 (52%)	26 (14%)	38 (20%)	7 (4%)	2	1	20%
7	B	[28 - 36]	n=13	EA	Manip. Alg. Expr.	Creating Alg. Expr.	0 (0%)	12 (92%)	0 (0%)	0 (0%)	0 (0%)	1	0	100%
		[24 - 27]	n=53				0 (0%)	51 (96%)	0 (0%)	0 (0%)	1 (2%)	0	1	98%
		[20 - 23]	n=64				0 (0%)	58 (91%)	3 (5%)	2 (3%)	1 (2%)	0	0	91%
		[16 - 19]	n=176				11 (6%)	127 (72%)	20 (11%)	10 (6%)	6 (3%)	1	1	73%
		[1 - 15]	n=191				37 (19%)	67 (35%)	39 (20%)	28 (15%)	16 (8%)	4	0	36%
8	G	[28 - 36]	n=13	GT	Lines & Angles		0 (0%)	12 (92%)	0 (0%)	0 (0%)	1 (8%)	0	0	92%
		[24 - 27]	n=53				0 (0%)	49 (92%)	1 (2%)	0 (0%)	3 (6%)	0	0	92%

This score report was generated by Cambridge Educational Services, Inc. using an ACT, Inc. Sample/Practice exam. This report is not approved, endorsed, or authorized by ACT, Inc. and should not be viewed or used as such. ACT, PLAN, EXPLORE, and WORKKEYS are registered trademarks of ACT, Inc., which is not affiliated with Cambridge Educational Services, Inc.

ACT Error Analysis By College Readiness Standards™

Item	Ans	Range	N=	Lvl 2	Lvl 3	Lvl 4	A/F	B/G	C/H	D/J	E/K	Omit	Error	% Correct (without omits and errors)	
		[20 - 23]	n=64				1 (2%)	58 (91%)	2 (3%)	2 (3%)	1 (2%)	0	0	91%	
		[16 - 19]	n=176				4 (2%)	131 (74%)	12 (7%)	6 (3%)	23 (13%)	0	0	74%	
		[1 - 15]	n=191				11 (6%)	88 (46%)	46 (24%)	17 (9%)	21 (11%)	8	0	48%	
9	E	[28 - 36]	n=13	EA	Prob.		1 (8%)	0 (0%)	0 (0%)	0 (0%)	12 (92%)	0	0	92%	
		[24 - 27]	n=53				5 (9%)	0 (0%)	1 (2%)	1 (2%)	46 (87%)	0	0	87%	
		[20 - 23]	n=64				9 (14%)	1 (2%)	0 (0%)	1 (2%)	52 (81%)	0	1	83%	
		[16 - 19]	n=176				43 (24%)	3 (2%)	5 (3%)	8 (5%)	115 (65%)	0	2	66%	
		[1 - 15]	n=191				71 (37%)	14 (7%)	13 (7%)	23 (12%)	69 (36%)	1	0	36%	
10	K	[28 - 36]	n=13	AG	Qualitative Behavior		0 (0%)	0 (0%)	0 (0%)	0 (0%)	13 (100%)	0	0	100%	
		[24 - 27]	n=53				1 (2%)	2 (4%)	0 (0%)	0 (0%)	50 (94%)	0	0	94%	
		[20 - 23]	n=64				6 (9%)	2 (3%)	0 (0%)	2 (3%)	54 (84%)	0	0	84%	
		[16 - 19]	n=176				22 (13%)	17 (10%)	11 (6%)	22 (13%)	104 (59%)	0	0	59%	
		[1 - 15]	n=191				32 (17%)	41 (21%)	21 (11%)	36 (19%)	59 (31%)	2	0	31%	
11	E	[28 - 36]	n=13	GT	Rectangles & Squares		0 (0%)	0 (0%)	0 (0%)	0 (0%)	13 (100%)	0	0	100%	
		[24 - 27]	n=53				0 (0%)	0 (0%)	0 (0%)	2 (4%)	51 (96%)	0	0	96%	
		[20 - 23]	n=64				1 (2%)	3 (5%)	0 (0%)	10 (16%)	50 (78%)	0	0	78%	
		[16 - 19]	n=176				18 (10%)	17 (10%)	17 (10%)	57 (32%)	66 (38%)	1	0	38%	
		[1 - 15]	n=191				30 (16%)	35 (18%)	38 (20%)	48 (25%)	37 (19%)	3	0	20%	
12	F	[28 - 36]	n=13	EA	Common Arith.	Proportions	13 (100%)	0 (0%)	0 (0%)	0 (0%)	0 (0%)	0	0	100%	
		[24 - 27]	n=53				44 (83%)	2 (4%)	0 (0%)	5 (9%)	2 (4%)	0	0	83%	
		[20 - 23]	n=64				50 (78%)	2 (3%)	2 (3%)	2 (3%)	8 (13%)	0	0	78%	
		[16 - 19]	n=176				78 (44%)	24 (14%)	28 (16%)	27 (15%)	18 (10%)	1	0	45%	
		[1 - 15]	n=191				34 (18%)	57 (30%)	51 (27%)	28 (15%)	16 (8%)	4	1	18%	
13	E	[28 - 36]	n=13	EA	Common Arith.	Percents	0 (0%)	0 (0%)	0 (0%)	0 (0%)	13 (100%)	0	0	100%	
		[24 - 27]	n=53				1 (2%)	0 (0%)	0 (0%)	1 (2%)	51 (96%)	0	0	96%	
		[20 - 23]	n=64				0 (0%)	1 (2%)	6 (9%)	8 (13%)	49 (77%)	0	0	77%	
		[16 - 19]	n=176				12 (7%)	19 (11%)	21 (12%)	19 (11%)	103 (59%)	1	1	59%	
		[1 - 15]	n=191				52 (27%)	31 (16%)	38 (20%)	37 (19%)	28 (15%)	5	0	15%	
14	H	[28 - 36]	n=13	GT	Circles		0 (0%)	0 (0%)	13 (100%)	0 (0%)	0 (0%)	0	0	100%	
		[24 - 27]	n=53				1 (2%)	0 (0%)	51 (96%)	0 (0%)	1 (2%)	0	0	96%	
		[20 - 23]	n=64				6 (9%)	4 (6%)	48 (75%)	4 (6%)	1 (2%)	1	0	76%	
		[16 - 19]	n=176				26 (15%)	17 (10%)	119 (68%)	12 (7%)	2 (1%)	0	0	68%	
		[1 - 15]	n=191				50 (26%)	31 (16%)	69 (36%)	24 (13%)	12 (6%)	4	1	37%	
15	A	[28 - 36]	n=13	EA	Manip. Alg. Expr.	Basic Alg. Manip.	13 (100%)	0 (0%)	0 (0%)	0 (0%)	0 (0%)	0	0	100%	
		[24 - 27]	n=53				50 (94%)	1 (2%)	0 (0%)	1 (2%)	1 (2%)	0	0	94%	
		[20 - 23]	n=64				47 (73%)	4 (6%)	1 (2%)	11 (17%)	1 (2%)	0	0	73%	
		[16 - 19]	n=176				70 (40%)	35 (20%)	21 (12%)	35 (20%)	15 (9%)	0	0	40%	
		[1 - 15]	n=191				48 (25%)	40 (21%)	32 (17%)	44 (23%)	21 (11%)	6	0	26%	
16	H	[28 - 36]	n=13	EA	Complic. Arith. App.		0 (0%)	0 (0%)	12 (92%)	0 (0%)	1 (8%)	0	0	92%	

This score report was generated by Cambridge Educational Services, Inc. using an ACT, Inc. Sample/Practice exam. This report is not approved, endorsed, or authorized by ACT, Inc. and should not be viewed or used as such. ACT, PLAN, EXPLORE, and WORKKEYS are registered trademarks of ACT, Inc., which is not affiliated with Cambridge Educational Services, Inc.

ACT Error Analysis By College Readiness Standards TM

Item	Ans	Range	N=	Lvl 2	Lvl 3	Lvl 4	A/F	B/G	C/H	D/J	E/K	Omit	Error	% Correct (without omits and errors)
		[24 - 27]	n=53				0 (0%)	5 (9%)	44 (83%)	1 (2%)	3 (6%)	0	0	83%
		[20 - 23]	n=64				0 (0%)	7 (11%)	47 (73%)	4 (6%)	6 (9%)	0	0	73%
		[16 - 19]	n=176				10 (6%)	32 (18%)	96 (55%)	19 (11%)	19 (11%)	0	0	55%
		[1 - 15]	n=191				22 (12%)	50 (26%)	53 (28%)	31 (16%)	32 (17%)	3	0	28%
17	B	[28 - 36]	n=13	EA	Common Arith.	Percents	0 (0%)	13 (100%)	0 (0%)	0 (0%)	0 (0%)	0	0	100%
		[24 - 27]	n=53				0 (0%)	51 (96%)	2 (4%)	0 (0%)	0 (0%)	0	0	96%
		[20 - 23]	n=64				1 (2%)	44 (69%)	6 (9%)	5 (8%)	8 (13%)	0	0	69%
		[16 - 19]	n=176				6 (3%)	81 (46%)	32 (18%)	30 (17%)	26 (15%)	1	0	46%
		[1 - 15]	n=191				24 (13%)	49 (26%)	36 (19%)	32 (17%)	48 (25%)	2	0	26%
18	F	[28 - 36]	n=13	AG	Evaluating Seq.		12 (92%)	0 (0%)	0 (0%)	0 (0%)	1 (8%)	0	0	92%
		[24 - 27]	n=53				46 (87%)	3 (6%)	3 (6%)	0 (0%)	1 (2%)	0	0	87%
		[20 - 23]	n=64				52 (81%)	3 (5%)	3 (5%)	1 (2%)	5 (8%)	0	0	81%
		[16 - 19]	n=176				80 (45%)	36 (20%)	11 (6%)	25 (14%)	24 (14%)	0	0	45%
		[1 - 15]	n=191				33 (17%)	53 (28%)	38 (20%)	49 (26%)	16 (8%)	2	0	17%
19	A	[28 - 36]	n=13	EA	Manip. Alg. Expr.	Basic Alg. Manip.	13 (100%)	0 (0%)	0 (0%)	0 (0%)	0 (0%)	0	0	100%
		[24 - 27]	n=53				49 (92%)	0 (0%)	0 (0%)	4 (8%)	0 (0%)	0	0	92%
		[20 - 23]	n=64				42 (66%)	2 (3%)	9 (14%)	7 (11%)	4 (6%)	0	0	66%
		[16 - 19]	n=176				47 (27%)	11 (6%)	41 (23%)	29 (16%)	48 (27%)	0	0	27%
		[1 - 15]	n=191				16 (8%)	21 (11%)	44 (23%)	37 (19%)	68 (36%)	4	1	9%
20	J	[28 - 36]	n=13	GT	Tri.	Prop. of Triangles	0 (0%)	0 (0%)	0 (0%)	13 (100%)	0 (0%)	0	0	100%
		[24 - 27]	n=53				0 (0%)	3 (6%)	9 (17%)	34 (64%)	7 (13%)	0	0	64%
		[20 - 23]	n=64				0 (0%)	3 (5%)	13 (20%)	40 (63%)	7 (11%)	1	0	63%
		[16 - 19]	n=176				6 (3%)	15 (9%)	63 (36%)	69 (39%)	21 (12%)	1	1	40%
		[1 - 15]	n=191				10 (5%)	33 (17%)	62 (32%)	38 (20%)	43 (23%)	4	1	20%
21	C	[28 - 36]	n=13	EA	Solving Eq. w/1 Var.	Simple Eq.	0 (0%)	0 (0%)	11 (85%)	2 (15%)	0 (0%)	0	0	85%
		[24 - 27]	n=53				4 (8%)	0 (0%)	39 (74%)	8 (15%)	1 (2%)	0	1	75%
		[20 - 23]	n=64				5 (8%)	2 (3%)	48 (75%)	8 (13%)	1 (2%)	0	0	75%
		[16 - 19]	n=176				18 (10%)	16 (9%)	80 (45%)	40 (23%)	20 (11%)	1	1	46%
		[1 - 15]	n=191				38 (20%)	26 (14%)	45 (24%)	50 (26%)	29 (15%)	2	1	24%
22	G	[28 - 36]	n=13	GT	Tri.	Prop. of Triangles	0 (0%)	11 (85%)	2 (15%)	0 (0%)	0 (0%)	0	0	85%
		[24 - 27]	n=53				3 (6%)	41 (77%)	1 (2%)	5 (9%)	2 (4%)	1	0	79%
		[20 - 23]	n=64				10 (16%)	36 (56%)	5 (8%)	9 (14%)	2 (3%)	2	0	58%
		[16 - 19]	n=176				46 (26%)	43 (24%)	30 (17%)	52 (30%)	3 (2%)	2	0	25%
		[1 - 15]	n=191				46 (24%)	46 (24%)	31 (16%)	57 (30%)	6 (3%)	4	1	25%
23	D	[28 - 36]	n=13	AG	Alg. Functions	Function Notation	0 (0%)	2 (15%)	1 (8%)	10 (77%)	0 (0%)	0	0	77%
		[24 - 27]	n=53				2 (4%)	4 (8%)	11 (21%)	33 (62%)	2 (4%)	1	0	63%
		[20 - 23]	n=64				3 (5%)	5 (8%)	12 (19%)	37 (58%)	6 (9%)	1	0	59%
		[16 - 19]	n=176				9 (5%)	42 (24%)	49 (28%)	60 (34%)	11 (6%)	5	0	35%
		[1 - 15]	n=191				22 (12%)	43 (23%)	74 (39%)	34 (18%)	15 (8%)	3	0	18%
24	J	[28 - 36]	n=13	EA	Complic. Arith. App.		0 (0%)	0 (0%)	0 (0%)	13 (100%)	0 (0%)	0	0	100%

This score report was generated by Cambridge Educational Services, Inc. using an ACT, Inc. Sample/Practice exam. This report is not approved, endorsed, or authorized by ACT, Inc. and should not be viewed or used as such. ACT, PLAN, EXPLORE, and WORKKEYS are registered trademarks of ACT, Inc., which is not affiliated with Cambridge Educational Services, Inc.

ACT Error Analysis By College Readiness Standards TM

Item	Ans	Range	N=	Lvl 2	Lvl 3	Lvl 4	A/F	B/G	C/H	D/J	E/K	Omit	Error	% Correct (without omits and errors)
		[24 - 27]	n=53				2 (4%)	2 (4%)	3 (6%)	45 (85%)	1 (2%)	0	0	85%
		[20 - 23]	n=64				2 (3%)	10 (16%)	11 (17%)	38 (59%)	3 (5%)	0	0	59%
		[16 - 19]	n=176				20 (11%)	45 (26%)	39 (22%)	58 (33%)	14 (8%)	0	0	33%
		[1 - 15]	n=191				39 (20%)	67 (35%)	30 (16%)	33 (17%)	19 (10%)	3	0	18%
25	E	[28 - 36]	n=13	EA	Common Arith.	Percents	0 (0%)	0 (0%)	0 (0%)	0 (0%)	13 (100%)	0	0	100%
		[24 - 27]	n=53				0 (0%)	1 (2%)	0 (0%)	4 (8%)	48 (91%)	0	0	91%
		[20 - 23]	n=64				1 (2%)	2 (3%)	3 (5%)	14 (22%)	44 (69%)	0	0	69%
		[16 - 19]	n=176				36 (20%)	24 (14%)	16 (9%)	29 (16%)	69 (39%)	2	0	40%
		[1 - 15]	n=191				54 (28%)	40 (21%)	35 (18%)	29 (15%)	25 (13%)	6	2	14%
26	H	[28 - 36]	n=13	EA	Common Arith.	Percents	1 (8%)	0 (0%)	12 (92%)	0 (0%)	0 (0%)	0	0	92%
		[24 - 27]	n=53				6 (11%)	4 (8%)	39 (74%)	0 (0%)	4 (8%)	0	0	74%
		[20 - 23]	n=64				10 (16%)	18 (28%)	32 (50%)	2 (3%)	2 (3%)	0	0	50%
		[16 - 19]	n=176				35 (20%)	62 (35%)	38 (22%)	29 (16%)	7 (4%)	4	1	22%
		[1 - 15]	n=191				45 (24%)	75 (39%)	33 (17%)	22 (12%)	11 (6%)	5	0	18%
27	B	[28 - 36]	n=13	EA	Common Arith.	Percents	0 (0%)	10 (77%)	0 (0%)	3 (23%)	0 (0%)	0	0	77%
		[24 - 27]	n=53				0 (0%)	30 (57%)	0 (0%)	23 (43%)	0 (0%)	0	0	57%
		[20 - 23]	n=64				0 (0%)	32 (50%)	1 (2%)	31 (48%)	0 (0%)	0	0	50%
		[16 - 19]	n=176				7 (4%)	81 (46%)	18 (10%)	59 (34%)	10 (6%)	1	0	46%
		[1 - 15]	n=191				22 (12%)	46 (24%)	23 (12%)	60 (31%)	31 (16%)	7	2	25%
28	K	[28 - 36]	n=13	GT	Rectangles & Squares		0 (0%)	0 (0%)	1 (8%)	0 (0%)	12 (92%)	0	0	92%
		[24 - 27]	n=53				3 (6%)	1 (2%)	3 (6%)	0 (0%)	46 (87%)	0	0	87%
		[20 - 23]	n=64				5 (8%)	11 (17%)	7 (11%)	2 (3%)	39 (61%)	0	0	61%
		[16 - 19]	n=176				14 (8%)	31 (18%)	46 (26%)	25 (14%)	57 (32%)	1	2	33%
		[1 - 15]	n=191				24 (13%)	28 (15%)	58 (30%)	25 (13%)	47 (25%)	9	0	26%
29	A	[28 - 36]	n=13	AG	Manip. Alg. Expr.	Creating Alg. Expr.	10 (77%)	3 (23%)	0 (0%)	0 (0%)	0 (0%)	0	0	77%
		[24 - 27]	n=53				46 (87%)	1 (2%)	2 (4%)	4 (8%)	0 (0%)	0	0	87%
		[20 - 23]	n=64				42 (66%)	8 (13%)	12 (19%)	2 (3%)	0 (0%)	0	0	66%
		[16 - 19]	n=176				55 (31%)	33 (19%)	55 (31%)	22 (13%)	9 (5%)	2	0	32%
		[1 - 15]	n=191				22 (12%)	55 (29%)	57 (30%)	28 (15%)	15 (8%)	13	1	12%
30	H	[28 - 36]	n=13	GT	Tri.	Prop. of Triangles	0 (0%)	0 (0%)	12 (92%)	0 (0%)	1 (8%)	0	0	92%
		[24 - 27]	n=53				5 (9%)	6 (11%)	39 (74%)	0 (0%)	3 (6%)	0	0	74%
		[20 - 23]	n=64				7 (11%)	12 (19%)	35 (55%)	6 (9%)	3 (5%)	0	1	56%
		[16 - 19]	n=176				27 (15%)	50 (28%)	66 (38%)	23 (13%)	8 (5%)	1	1	38%
		[1 - 15]	n=191				29 (15%)	68 (36%)	33 (17%)	33 (17%)	16 (8%)	11	1	18%
31	E	[28 - 36]	n=13	EA	Manip. Alg. Expr.	Evaluating Expr.	0 (0%)	0 (0%)	1 (8%)	1 (8%)	11 (85%)	0	0	85%
		[24 - 27]	n=53				1 (2%)	1 (2%)	1 (2%)	2 (4%)	47 (89%)	1	0	90%
		[20 - 23]	n=64				0 (0%)	4 (6%)	4 (6%)	3 (5%)	52 (81%)	1	0	83%
		[16 - 19]	n=176				10 (6%)	44 (25%)	39 (22%)	26 (15%)	55 (31%)	2	0	32%
		[1 - 15]	n=191				31 (16%)	52 (27%)	50 (26%)	31 (16%)	16 (8%)	9	2	9%
32	F	[28 - 36]	n=13	EA	Data Representation	Bar & Line Graphs	13 (100%)	0 (0%)	0 (0%)	0 (0%)	0 (0%)	0	0	100%

This score report was generated by Cambridge Educational Services, Inc. using an ACT, Inc. Sample/Practice exam. This report is not approved, endorsed, or authorized by ACT, Inc. and should not be viewed or used as such. ACT, PLAN, EXPLORE, and WORKKEYS are registered trademarks of ACT, Inc., which is not affiliated with Cambridge Educational Services, Inc.

ACT Error Analysis By College Readiness Standards TM

Item	Ans	Range	N=	Lvl 2	Lvl 3	Lvl 4	A/F	B/G	C/H	D/J	E/K	Omit	Error	% Correct (without omits and errors)
		[24 - 27]	n=53				50 (94%)	0 (0%)	1 (2%)	1 (2%)	1 (2%)	0	0	94%
		[20 - 23]	n=64				49 (77%)	6 (9%)	7 (11%)	1 (2%)	1 (2%)	0	0	77%
		[16 - 19]	n=176				92 (52%)	25 (14%)	34 (19%)	12 (7%)	13 (7%)	0	0	52%
		[1 - 15]	n=191				58 (30%)	40 (21%)	44 (23%)	22 (12%)	19 (10%)	8	0	32%
33	D	[28 - 36]	n=13	EA	Data Representation	Bar & Line Graphs	0 (0%)	1 (8%)	0 (0%)	12 (92%)	0 (0%)	0	0	92%
		[24 - 27]	n=53				6 (11%)	6 (11%)	7 (13%)	30 (57%)	4 (8%)	0	0	57%
		[20 - 23]	n=64				6 (9%)	10 (16%)	15 (23%)	23 (36%)	8 (13%)	1	1	37%
		[16 - 19]	n=176				13 (7%)	35 (20%)	40 (23%)	68 (39%)	19 (11%)	1	0	39%
		[1 - 15]	n=191				25 (13%)	50 (26%)	57 (30%)	31 (16%)	17 (9%)	11	0	17%
34	H	[28 - 36]	n=13	EA	Data Representation	Bar & Line Graphs	0 (0%)	2 (15%)	7 (54%)	0 (0%)	4 (31%)	0	0	54%
		[24 - 27]	n=53				2 (4%)	2 (4%)	36 (68%)	0 (0%)	13 (25%)	0	0	68%
		[20 - 23]	n=64				0 (0%)	4 (6%)	35 (55%)	5 (8%)	20 (31%)	0	0	55%
		[16 - 19]	n=176				16 (9%)	24 (14%)	65 (37%)	20 (11%)	51 (29%)	0	0	37%
		[1 - 15]	n=191				16 (8%)	29 (15%)	42 (22%)	34 (18%)	61 (32%)	8	1	23%
35	E	[28 - 36]	n=13	EA	Manip. Alg. Expr.	Factoring Expr.	2 (15%)	0 (0%)	0 (0%)	0 (0%)	11 (85%)	0	0	85%
		[24 - 27]	n=53				15 (28%)	2 (4%)	3 (6%)	0 (0%)	33 (62%)	0	0	62%
		[20 - 23]	n=64				20 (31%)	7 (11%)	3 (5%)	6 (9%)	28 (44%)	0	0	44%
		[16 - 19]	n=176				51 (29%)	38 (22%)	24 (14%)	26 (15%)	36 (20%)	1	0	21%
		[1 - 15]	n=191				53 (28%)	43 (23%)	43 (23%)	16 (8%)	22 (12%)	14	0	12%
36	G	[28 - 36]	n=13	AG	Slope-Intercept Form		0 (0%)	13 (100%)	0 (0%)	0 (0%)	0 (0%)	0	0	100%
		[24 - 27]	n=53				3 (6%)	35 (66%)	8 (15%)	2 (4%)	5 (9%)	0	0	66%
		[20 - 23]	n=64				4 (6%)	32 (50%)	15 (23%)	7 (11%)	6 (9%)	0	0	50%
		[16 - 19]	n=176				18 (10%)	60 (34%)	40 (23%)	41 (23%)	15 (9%)	2	0	34%
		[1 - 15]	n=191				22 (12%)	47 (25%)	39 (20%)	51 (27%)	19 (10%)	13	0	26%
37	B	[28 - 36]	n=13	GT	Rectangles & Squares		0 (0%)	12 (92%)	0 (0%)	1 (8%)	0 (0%)	0	0	92%
		[24 - 27]	n=53				4 (8%)	31 (58%)	5 (9%)	11 (21%)	1 (2%)	0	1	60%
		[20 - 23]	n=64				8 (13%)	29 (45%)	7 (11%)	16 (25%)	2 (3%)	1	1	47%
		[16 - 19]	n=176				44 (25%)	42 (24%)	41 (23%)	39 (22%)	6 (3%)	4	0	24%
		[1 - 15]	n=191				59 (31%)	31 (16%)	47 (25%)	29 (15%)	14 (7%)	11	0	17%
38	G	[28 - 36]	n=13	AG	Solving Simul. Eq.		0 (0%)	12 (92%)	0 (0%)	0 (0%)	1 (8%)	0	0	92%
		[24 - 27]	n=53				4 (8%)	39 (74%)	5 (9%)	1 (2%)	3 (6%)	1	0	75%
		[20 - 23]	n=64				2 (3%)	32 (50%)	7 (11%)	3 (5%)	19 (30%)	1	0	51%
		[16 - 19]	n=176				11 (6%)	36 (20%)	33 (19%)	8 (5%)	86 (49%)	2	0	21%
		[1 - 15]	n=191				14 (7%)	30 (16%)	32 (17%)	21 (11%)	81 (42%)	13	0	17%
39	C	[28 - 36]	n=13	EA	Manip. Alg. Expr.	Evaluating Expr.	0 (0%)	0 (0%)	13 (100%)	0 (0%)	0 (0%)	0	0	100%
		[24 - 27]	n=53				0 (0%)	3 (6%)	45 (85%)	1 (2%)	3 (6%)	1	0	87%
		[20 - 23]	n=64				0 (0%)	4 (6%)	50 (78%)	4 (6%)	6 (9%)	0	0	78%
		[16 - 19]	n=176				18 (10%)	31 (18%)	87 (49%)	19 (11%)	18 (10%)	3	0	50%
		[1 - 15]	n=191				33 (17%)	37 (19%)	58 (30%)	27 (14%)	22 (12%)	13	1	33%
40	J	[28 - 36]	n=13	GT	Tri.	Pythagorean Theorem	1 (8%)	1 (8%)	0 (0%)	11 (85%)	0 (0%)	0	0	85%

This score report was generated by Cambridge Educational Services, Inc. using an ACT, Inc. Sample/Practice exam. This report is not approved, endorsed, or authorized by ACT, Inc. and should not be viewed or used as such. ACT, PLAN, EXPLORE, and WORKKEYS are registered trademarks of ACT, Inc., which is not affiliated with Cambridge Educational Services, Inc.

ACT Error Analysis By College Readiness Standards TM

Item	Ans	Range	N=	Lvl 2	Lvl 3	Lvl 4	A/F	B/G	C/H	D/J	E/K	Omit	Error	% Correct (without omits and errors)
		[24 - 27]	n=53				9 (17%)	1 (2%)	7 (13%)	30 (57%)	4 (8%)	1	1	59%
		[20 - 23]	n=64				22 (34%)	12 (19%)	11 (17%)	14 (22%)	5 (8%)	0	0	22%
		[16 - 19]	n=176				70 (40%)	26 (15%)	32 (18%)	32 (18%)	13 (7%)	3	0	18%
		[1 - 15]	n=191				59 (31%)	45 (24%)	29 (15%)	34 (18%)	10 (5%)	13	1	19%
41	A	[28 - 36]	n=13	GT	Circles		8 (62%)	3 (23%)	1 (8%)	1 (8%)	0 (0%)	0	0	62%
		[24 - 27]	n=53				26 (49%)	5 (9%)	6 (11%)	2 (4%)	13 (25%)	0	1	50%
		[20 - 23]	n=64				23 (36%)	9 (14%)	14 (22%)	11 (17%)	6 (9%)	0	1	37%
		[16 - 19]	n=176				50 (28%)	46 (26%)	32 (18%)	20 (11%)	24 (14%)	2	2	29%
		[1 - 15]	n=191				38 (20%)	36 (19%)	43 (23%)	19 (10%)	40 (21%)	14	1	22%
42	J	[28 - 36]	n=13	GT	Trig. Functions		0 (0%)	0 (0%)	0 (0%)	12 (92%)	1 (8%)	0	0	92%
		[24 - 27]	n=53				0 (0%)	3 (6%)	3 (6%)	42 (79%)	5 (9%)	0	0	79%
		[20 - 23]	n=64				5 (8%)	3 (5%)	7 (11%)	46 (72%)	3 (5%)	0	0	72%
		[16 - 19]	n=176				18 (10%)	31 (18%)	23 (13%)	81 (46%)	21 (12%)	2	0	47%
		[1 - 15]	n=191				41 (21%)	32 (17%)	41 (21%)	40 (21%)	20 (10%)	17	0	23%
43	B	[28 - 36]	n=13	EA	Common Arith.	Prop. of Numbers	1 (8%)	11 (85%)	1 (8%)	0 (0%)	0 (0%)	0	0	85%
		[24 - 27]	n=53				9 (17%)	31 (58%)	7 (13%)	1 (2%)	5 (9%)	0	0	58%
		[20 - 23]	n=64				16 (25%)	21 (33%)	11 (17%)	10 (16%)	5 (8%)	1	0	33%
		[16 - 19]	n=176				39 (22%)	47 (27%)	44 (25%)	27 (15%)	16 (9%)	3	0	27%
		[1 - 15]	n=191				32 (17%)	27 (14%)	53 (28%)	43 (23%)	16 (8%)	20	0	16%
44	H	[28 - 36]	n=13	AG	Solving Eq. w/1 Var.	Eq. w/Expo.	1 (8%)	2 (15%)	9 (69%)	0 (0%)	1 (8%)	0	0	69%
		[24 - 27]	n=53				3 (6%)	13 (25%)	28 (53%)	7 (13%)	2 (4%)	0	0	53%
		[20 - 23]	n=64				7 (11%)	19 (30%)	20 (31%)	11 (17%)	5 (8%)	2	0	32%
		[16 - 19]	n=176				31 (18%)	30 (17%)	64 (36%)	32 (18%)	13 (7%)	6	0	38%
		[1 - 15]	n=191				28 (15%)	43 (23%)	38 (20%)	41 (21%)	20 (10%)	19	2	22%
45	D	[28 - 36]	n=13	AG	Distance Formula		0 (0%)	0 (0%)	0 (0%)	13 (100%)	0 (0%)	0	0	100%
		[24 - 27]	n=53				5 (9%)	3 (6%)	4 (8%)	35 (66%)	6 (11%)	0	0	66%
		[20 - 23]	n=64				7 (11%)	7 (11%)	13 (20%)	29 (45%)	7 (11%)	1	0	46%
		[16 - 19]	n=176				14 (8%)	33 (19%)	56 (32%)	43 (24%)	22 (13%)	8	0	26%
		[1 - 15]	n=191				16 (8%)	40 (21%)	61 (32%)	35 (18%)	20 (10%)	19	0	20%
46	F	[28 - 36]	n=13	EA	Manip. Alg. Expr.	Creating Alg. Expr.	13 (100%)	0 (0%)	0 (0%)	0 (0%)	0 (0%)	0	0	100%
		[24 - 27]	n=53				36 (68%)	10 (19%)	2 (4%)	0 (0%)	5 (9%)	0	0	68%
		[20 - 23]	n=64				34 (53%)	12 (19%)	5 (8%)	6 (9%)	6 (9%)	1	0	54%
		[16 - 19]	n=176				44 (25%)	41 (23%)	46 (26%)	17 (10%)	21 (12%)	7	0	26%
		[1 - 15]	n=191				33 (17%)	36 (19%)	54 (28%)	29 (15%)	19 (10%)	19	1	19%
47	D	[28 - 36]	n=13	AG	Solving Eq. w/1 Var.	Simple Ineq.	0 (0%)	0 (0%)	0 (0%)	12 (92%)	1 (8%)	0	0	92%
		[24 - 27]	n=53				3 (6%)	2 (4%)	6 (11%)	32 (60%)	10 (19%)	0	0	60%
		[20 - 23]	n=64				5 (8%)	13 (20%)	13 (20%)	21 (33%)	10 (16%)	1	1	34%
		[16 - 19]	n=176				25 (14%)	43 (24%)	36 (20%)	44 (25%)	21 (12%)	6	1	26%

This score report was generated by Cambridge Educational Services, Inc. using an ACT, Inc. Sample/Practice exam. This report is not approved, endorsed, or authorized by ACT Inc. and should not be viewed or used as such. ACT, PLAN, EXPLORE, and WORKKEYS are registered trademarks of ACT, Inc., which is not affiliated with Cambridge Educational Services, Inc.

ACT Error Analysis By College Readiness Standards TM

Item	Ans	Range	N=	Lvl 2	Lvl 3	Lvl 4	A/F	B/G	C/H	D/J	E/K	Omit	Error	% Correct (without omits and errors)
		[1 - 15]	n=191				22 (12%)	38 (20%)	41 (21%)	27 (14%)	41 (21%)	22	0	16%
48	K	[28 - 36]	n=13	EA	Common Arith.	Sets	0 (0%)	0 (0%)	0 (0%)	0 (0%)	13 (100%)	0	0	100%
		[24 - 27]	n=53				10 (19%)	3 (6%)	7 (13%)	5 (9%)	28 (53%)	0	0	53%
		[20 - 23]	n=64				20 (31%)	7 (11%)	8 (13%)	4 (6%)	24 (38%)	1	0	38%
		[16 - 19]	n=176				48 (27%)	23 (13%)	34 (19%)	27 (15%)	36 (20%)	8	0	21%
		[1 - 15]	n=191				55 (29%)	32 (17%)	34 (18%)	28 (15%)	19 (10%)	21	2	11%
49	C	[28 - 36]	n=13	AG	Slope of a Line		1 (8%)	0 (0%)	12 (92%)	0 (0%)	0 (0%)	0	0	92%
		[24 - 27]	n=53				11 (21%)	1 (2%)	30 (57%)	6 (11%)	5 (9%)	0	0	57%
		[20 - 23]	n=64				18 (28%)	2 (3%)	22 (34%)	12 (19%)	8 (13%)	2	0	35%
		[16 - 19]	n=176				53 (30%)	26 (15%)	48 (27%)	21 (12%)	20 (11%)	8	0	29%
		[1 - 15]	n=191				60 (31%)	29 (15%)	22 (12%)	36 (19%)	22 (12%)	21	1	13%
50	J	[28 - 36]	n=13	AG	Coord. System		0 (0%)	1 (8%)	2 (15%)	9 (69%)	1 (8%)	0	0	69%
		[24 - 27]	n=53				1 (2%)	9 (17%)	14 (26%)	21 (40%)	8 (15%)	0	0	40%
		[20 - 23]	n=64				1 (2%)	11 (17%)	25 (39%)	15 (23%)	9 (14%)	2	1	25%
		[16 - 19]	n=176				13 (7%)	31 (18%)	58 (33%)	30 (17%)	31 (18%)	11	2	18%
		[1 - 15]	n=191				24 (13%)	34 (18%)	49 (26%)	29 (15%)	30 (16%)	24	1	17%
51	D	[28 - 36]	n=13	EA	Simple Manip.		0 (0%)	0 (0%)	4 (31%)	7 (54%)	2 (15%)	0	0	54%
		[24 - 27]	n=53				6 (11%)	4 (8%)	17 (32%)	15 (28%)	10 (19%)	1	0	29%
		[20 - 23]	n=64				3 (5%)	12 (19%)	25 (39%)	16 (25%)	5 (8%)	3	0	26%
		[16 - 19]	n=176				26 (15%)	49 (28%)	48 (27%)	25 (14%)	13 (7%)	12	3	16%
		[1 - 15]	n=191				50 (26%)	59 (31%)	40 (21%)	17 (9%)	2 (1%)	23	0	10%
52	H	[28 - 36]	n=13	AG	Coord. System		4 (31%)	1 (8%)	6 (46%)	0 (0%)	2 (15%)	0	0	46%
		[24 - 27]	n=53				9 (17%)	5 (9%)	20 (38%)	6 (11%)	12 (23%)	1	0	38%
		[20 - 23]	n=64				8 (13%)	12 (19%)	21 (33%)	9 (14%)	11 (17%)	3	0	34%
		[16 - 19]	n=176				20 (11%)	52 (30%)	40 (23%)	24 (14%)	24 (14%)	14	2	25%
		[1 - 15]	n=191				30 (16%)	44 (23%)	41 (21%)	30 (16%)	21 (11%)	25	0	25%
53	B	[28 - 36]	n=13	AG	Manip. Alg. Expr.	Log. Expr.	2 (15%)	7 (54%)	2 (15%)	1 (8%)	1 (8%)	0	0	54%
		[24 - 27]	n=53				8 (15%)	18 (34%)	12 (23%)	8 (15%)	6 (11%)	1	0	35%
		[20 - 23]	n=64				7 (11%)	11 (17%)	19 (30%)	13 (20%)	11 (17%)	3	0	18%
		[16 - 19]	n=176				23 (13%)	50 (28%)	42 (24%)	31 (18%)	16 (9%)	12	2	31%
		[1 - 15]	n=191				26 (14%)	41 (21%)	41 (21%)	34 (18%)	22 (12%)	26	1	25%
54	G	[28 - 36]	n=13	AG	Manip. Alg. Expr.	Evaluating Expr.	0 (0%)	12 (92%)	0 (0%)	0 (0%)	1 (8%)	0	0	92%
		[24 - 27]	n=53				1 (2%)	22 (42%)	19 (36%)	3 (6%)	6 (11%)	2	0	43%
		[20 - 23]	n=64				6 (9%)	15 (23%)	15 (23%)	13 (20%)	12 (19%)	3	0	25%
		[16 - 19]	n=176				18 (10%)	51 (29%)	41 (23%)	39 (22%)	14 (8%)	13	0	31%
		[1 - 15]	n=191				35 (18%)	29 (15%)	33 (17%)	45 (24%)	18 (9%)	31	0	18%
55	D	[28 - 36]	n=13	GT	Complex Figures		4 (31%)	0 (0%)	0 (0%)	8 (62%)	1 (8%)	0	0	62%
		[24 - 27]	n=53				12 (23%)	3 (6%)	10 (19%)	19 (36%)	8 (15%)	1	0	37%
		[20 - 23]	n=64				14 (22%)	11 (17%)	13 (20%)	18 (28%)	5 (8%)	3	0	30%

This score report was generated by Cambridge Educational Services, Inc. using an ACT, Inc. Sample/Practice exam. This report is not approved, endorsed, or authorized by ACT, Inc. and should not be viewed or used as such. ACT, PLAN, EXPLORE, and WORKKEYS are registered trademarks of ACT, Inc., which is not affiliated with Cambridge Educational Services, Inc.

ACT Error Analysis By College Readiness Standards TM

Item	Ans	Range	N=	Lvl 2	Lvl 3	Lvl 4	A/F	B/G	C/H	D/J	E/K	Omit	Error	% Correct (without omits and errors)
		[16 - 19]	n=176				52 (30%)	38 (22%)	31 (18%)	23 (13%)	17 (10%)	14	1	14%
		[1 - 15]	n=191				43 (23%)	39 (20%)	43 (23%)	24 (13%)	10 (5%)	30	2	15%
56	F	[28 - 36]	n=13	GT	Trig. Relations		11 (85%)	0 (0%)	1 (8%)	0 (0%)	0 (0%)	0	1	92%
		[24 - 27]	n=53				24 (45%)	4 (8%)	12 (23%)	8 (15%)	4 (8%)	1	0	46%
		[20 - 23]	n=64				21 (33%)	10 (16%)	15 (23%)	11 (17%)	2 (3%)	5	0	36%
		[16 - 19]	n=176				22 (13%)	40 (23%)	46 (26%)	35 (20%)	18 (10%)	13	2	14%
		[1 - 15]	n=191				20 (10%)	39 (20%)	47 (25%)	35 (18%)	20 (10%)	30	0	12%
57	A	[28 - 36]	n=13	EA	Manip. Alg. Expr.	Creating Alg. Expr.	5 (38%)	1 (8%)	1 (8%)	2 (15%)	4 (31%)	0	0	38%
		[24 - 27]	n=53				16 (30%)	10 (19%)	12 (23%)	8 (15%)	6 (11%)	1	0	31%
		[20 - 23]	n=64				12 (19%)	14 (22%)	15 (23%)	16 (25%)	3 (5%)	4	0	20%
		[16 - 19]	n=176				27 (15%)	50 (28%)	39 (22%)	36 (20%)	10 (6%)	14	0	17%
		[1 - 15]	n=191				27 (14%)	40 (21%)	40 (21%)	38 (20%)	13 (7%)	33	0	17%
58	G	[28 - 36]	n=13	GT	Lines & Angles		0 (0%)	6 (46%)	4 (31%)	1 (8%)	2 (15%)	0	0	46%
		[24 - 27]	n=53				11 (21%)	14 (26%)	13 (25%)	7 (13%)	7 (13%)	1	0	27%
		[20 - 23]	n=64				9 (14%)	16 (25%)	17 (27%)	11 (17%)	6 (9%)	4	1	27%
		[16 - 19]	n=176				47 (27%)	29 (16%)	46 (26%)	18 (10%)	23 (13%)	13	0	18%
		[1 - 15]	n=191				55 (29%)	33 (17%)	34 (18%)	22 (12%)	18 (9%)	29	0	20%
59	E	[28 - 36]	n=13	GT	Trig. Relations		1 (8%)	1 (8%)	5 (38%)	0 (0%)	6 (46%)	0	0	46%
		[24 - 27]	n=53				1 (2%)	2 (4%)	31 (58%)	3 (6%)	13 (25%)	2	1	26%
		[20 - 23]	n=64				9 (14%)	5 (8%)	33 (52%)	3 (5%)	10 (16%)	4	0	17%
		[16 - 19]	n=176				19 (11%)	31 (18%)	73 (41%)	14 (8%)	26 (15%)	13	0	16%
		[1 - 15]	n=191				28 (15%)	32 (17%)	60 (31%)	27 (14%)	15 (8%)	29	0	9%
60	K	[28 - 36]	n=13	GT	Coord. System		0 (0%)	2 (15%)	1 (8%)	1 (8%)	9 (69%)	0	0	69%
		[24 - 27]	n=53				6 (11%)	5 (9%)	10 (19%)	6 (11%)	24 (45%)	2	0	47%
		[20 - 23]	n=64				6 (9%)	14 (22%)	15 (23%)	12 (19%)	12 (19%)	5	0	20%
		[16 - 19]	n=176				13 (7%)	50 (28%)	48 (27%)	32 (18%)	18 (10%)	13	2	11%
		[1 - 15]	n=191				28 (15%)	45 (24%)	38 (20%)	23 (12%)	24 (13%)	33	0	15%

This score report was generated by Cambridge Educational Services, Inc. using an ACT, Inc. Sample/Practice exam. This report is not approved, endorsed, or authorized by ACT, Inc. and should not be viewed or used as such. ACT®, PLAN®, EXPLORE®, and WORKKEYS® are registered trademarks of ACT, Inc., which is not affiliated with Cambridge Educational Services, Inc.

ACT® Error Analysis By College Readiness Standards TM

Item	Ans	Range	N=	Lvl 2	Lvl 3	Lvl 4	A/F	B/G	C/H	D/J	E/K	Omit	Error	% Correct (without omits and errors)
Reading (Level 1) - 40 items (45%)														
1	D	[28 - 36]	n=28	AL	Implied Idea		2 (7%)	0 (0%)	3 (11%)	22 (79%)	0 (0%)	1	0	81%
		[24 - 27]	n=33				5 (15%)	1 (3%)	4 (12%)	23 (70%)	0 (0%)	0	0	70%
		[20 - 23]	n=89				14 (16%)	1 (1%)	23 (26%)	51 (57%)	0 (0%)	0	0	57%
		[16 - 19]	n=120				20 (17%)	2 (2%)	21 (18%)	77 (64%)	0 (0%)	0	0	64%
		[1 - 15]	n=227				53 (23%)	33 (15%)	61 (27%)	76 (33%)	0 (0%)	2	2	34%
2	H	[28 - 36]	n=28	AL	Implied Idea		0 (0%)	3 (11%)	23 (82%)	2 (7%)	0 (0%)	0	0	82%
		[24 - 27]	n=33				1 (3%)	2 (6%)	26 (79%)	4 (12%)	0 (0%)	0	0	79%
		[20 - 23]	n=89				2 (2%)	15 (17%)	66 (74%)	6 (7%)	0 (0%)	0	0	74%
		[16 - 19]	n=120				7 (6%)	19 (16%)	82 (68%)	12 (10%)	0 (0%)	0	0	68%
		[1 - 15]	n=227				22 (10%)	53 (23%)	113 (50%)	37 (16%)	0 (0%)	2	0	50%
3	B	[28 - 36]	n=28	AL	Develop.		1 (4%)	27 (96%)	0 (0%)	0 (0%)	0 (0%)	0	0	96%
		[24 - 27]	n=33				0 (0%)	31 (94%)	0 (0%)	2 (6%)	0 (0%)	0	0	94%
		[20 - 23]	n=89				4 (4%)	64 (72%)	2 (2%)	19 (21%)	0 (0%)	0	0	72%
		[16 - 19]	n=120				22 (18%)	68 (57%)	3 (3%)	27 (23%)	0 (0%)	0	0	57%
		[1 - 15]	n=227				61 (27%)	67 (30%)	28 (12%)	66 (29%)	0 (0%)	3	2	30%
4	J	[28 - 36]	n=28	AL	Implied Idea		0 (0%)	1 (4%)	0 (0%)	27 (96%)	0 (0%)	0	0	96%
		[24 - 27]	n=33				0 (0%)	2 (6%)	2 (6%)	29 (88%)	0 (0%)	0	0	88%
		[20 - 23]	n=89				1 (1%)	6 (7%)	2 (2%)	80 (90%)	0 (0%)	0	0	90%
		[16 - 19]	n=120				5 (4%)	18 (15%)	10 (8%)	87 (73%)	0 (0%)	0	0	73%
		[1 - 15]	n=227				25 (11%)	52 (23%)	50 (22%)	97 (43%)	0 (0%)	3	0	43%
5	D	[28 - 36]	n=28	AL	Explicit Detail		1 (4%)	0 (0%)	1 (4%)	26 (93%)	0 (0%)	0	0	93%
		[24 - 27]	n=33				2 (6%)	0 (0%)	4 (12%)	27 (82%)	0 (0%)	0	0	82%
		[20 - 23]	n=89				5 (6%)	11 (12%)	13 (15%)	60 (67%)	0 (0%)	0	0	67%
		[16 - 19]	n=120				6 (5%)	21 (18%)	23 (19%)	70 (58%)	0 (0%)	0	0	58%
		[1 - 15]	n=227				44 (19%)	51 (22%)	62 (27%)	68 (30%)	0 (0%)	2	0	30%
6	G	[28 - 36]	n=28	AL	Implied Idea		0 (0%)	26 (93%)	2 (7%)	0 (0%)	0 (0%)	0	0	93%
		[24 - 27]	n=33				1 (3%)	31 (94%)	1 (3%)	0 (0%)	0 (0%)	0	0	94%
		[20 - 23]	n=89				8 (9%)	77 (87%)	3 (3%)	1 (1%)	0 (0%)	0	0	87%
		[16 - 19]	n=120				16 (13%)	91 (76%)	7 (6%)	5 (4%)	0 (0%)	0	1	76%
		[1 - 15]	n=227				59 (26%)	98 (43%)	35 (15%)	31 (14%)	0 (0%)	3	1	44%
7	D	[28 - 36]	n=28	AL	Implied Idea		1 (4%)	0 (0%)	0 (0%)	27 (96%)	0 (0%)	0	0	96%
		[24 - 27]	n=33				11 (33%)	2 (6%)	0 (0%)	20 (61%)	0 (0%)	0	0	61%
		[20 - 23]	n=89				9 (10%)	1 (1%)	3 (3%)	75 (84%)	0 (0%)	1	0	85%
		[16 - 19]	n=120				39 (33%)	4 (3%)	6 (5%)	71 (59%)	0 (0%)	0	0	59%
		[1 - 15]	n=227				87 (38%)	39 (17%)	34 (15%)	65 (29%)	0 (0%)	1	1	29%
8	H	[28 - 36]	n=28	AL	Implied Idea		6 (21%)	0 (0%)	21 (75%)	1 (4%)	0 (0%)	0	0	75%
		[24 - 27]	n=33				4 (12%)	2 (6%)	23 (70%)	4 (12%)	0 (0%)	0	0	70%

This score report was generated by Cambridge Educational Services, Inc. using an ACT, Inc. Sample/Practice exam. This report is not approved, endorsed, or authorized by ACT, Inc. and should not be viewed or used as such. ACT, PLAN, EXPLORE, and WORKKEYS are registered trademarks of ACT, Inc., which is not affiliated with Cambridge Educational Services, Inc.

ACT Error Analysis By College Readiness Standards TM

Item	Ans	Range	N=	Lvl 2	Lvl 3	Lvl 4	A/F	B/G	C/H	D/J	E/K	Omit	Error	% Correct (without omits and errors)
		[20 - 23]	n=89				17 (19%)	16 (18%)	49 (55%)	6 (7%)	0 (0%)	0	1	56%
		[16 - 19]	n=120				17 (14%)	32 (27%)	55 (46%)	15 (13%)	0 (0%)	0	1	46%
		[1 - 15]	n=227				36 (16%)	90 (40%)	58 (26%)	39 (17%)	0 (0%)	3	1	26%
9	B	[28 - 36]	n=28	AL	Implied Idea		2 (7%)	20 (71%)	1 (4%)	5 (18%)	0 (0%)	0	0	71%
		[24 - 27]	n=33				1 (3%)	24 (73%)	1 (3%)	7 (21%)	0 (0%)	0	0	73%
		[20 - 23]	n=89				15 (17%)	57 (64%)	4 (4%)	12 (13%)	0 (0%)	0	1	65%
		[16 - 19]	n=120				30 (25%)	66 (55%)	8 (7%)	16 (13%)	0 (0%)	0	0	55%
		[1 - 15]	n=227				59 (26%)	91 (40%)	25 (11%)	49 (22%)	0 (0%)	3	0	41%
10	F	[28 - 36]	n=28	AL	Implied Idea		27 (96%)	0 (0%)	0 (0%)	1 (4%)	0 (0%)	0	0	96%
		[24 - 27]	n=33				29 (88%)	1 (3%)	3 (9%)	0 (0%)	0 (0%)	0	0	88%
		[20 - 23]	n=89				69 (78%)	2 (2%)	15 (17%)	3 (3%)	0 (0%)	0	0	78%
		[16 - 19]	n=120				78 (65%)	8 (7%)	23 (19%)	10 (8%)	0 (0%)	1	0	66%
		[1 - 15]	n=227				88 (39%)	39 (17%)	61 (27%)	38 (17%)	0 (0%)	1	0	39%
11	A	[28 - 36]	n=28	SS	Implied Idea		28 (100%)	0 (0%)	0 (0%)	0 (0%)	0 (0%)	0	0	100%
		[24 - 27]	n=33				32 (97%)	0 (0%)	1 (3%)	0 (0%)	0 (0%)	0	0	97%
		[20 - 23]	n=89				85 (96%)	1 (1%)	3 (3%)	0 (0%)	0 (0%)	0	0	96%
		[16 - 19]	n=120				87 (73%)	6 (5%)	14 (12%)	12 (10%)	0 (0%)	1	0	73%
		[1 - 15]	n=227				93 (41%)	39 (17%)	47 (21%)	43 (19%)	0 (0%)	5	0	42%
12	F	[28 - 36]	n=28	SS	App.		22 (79%)	4 (14%)	2 (7%)	0 (0%)	0 (0%)	0	0	79%
		[24 - 27]	n=33				21 (64%)	10 (30%)	1 (3%)	0 (0%)	0 (0%)	0	1	66%
		[20 - 23]	n=89				40 (45%)	33 (37%)	11 (12%)	5 (6%)	0 (0%)	0	0	45%
		[16 - 19]	n=120				34 (28%)	64 (53%)	16 (13%)	6 (5%)	0 (0%)	0	0	28%
		[1 - 15]	n=227				55 (24%)	98 (43%)	41 (18%)	29 (13%)	0 (0%)	4	0	25%
13	D	[28 - 36]	n=28	SS	Develop.		0 (0%)	6 (21%)	0 (0%)	22 (79%)	0 (0%)	0	0	79%
		[24 - 27]	n=33				2 (6%)	14 (42%)	0 (0%)	17 (52%)	0 (0%)	0	0	52%
		[20 - 23]	n=89				14 (16%)	45 (51%)	6 (7%)	24 (27%)	0 (0%)	0	0	27%
		[16 - 19]	n=120				20 (17%)	70 (58%)	5 (4%)	23 (19%)	0 (0%)	1	1	19%
		[1 - 15]	n=227				33 (15%)	134 (59%)	24 (11%)	30 (13%)	0 (0%)	6	0	14%
14	H	[28 - 36]	n=28	SS	App.		0 (0%)	0 (0%)	26 (93%)	2 (7%)	0 (0%)	0	0	93%
		[24 - 27]	n=33				1 (3%)	0 (0%)	23 (70%)	8 (24%)	0 (0%)	1	0	72%
		[20 - 23]	n=89				4 (4%)	10 (11%)	66 (74%)	8 (9%)	0 (0%)	1	0	75%
		[16 - 19]	n=120				11 (9%)	12 (10%)	71 (59%)	26 (22%)	0 (0%)	0	0	59%
		[1 - 15]	n=227				29 (13%)	61 (27%)	95 (42%)	37 (16%)	0 (0%)	5	0	43%
15	B	[28 - 36]	n=28	SS	Implied Idea		1 (4%)	25 (89%)	0 (0%)	2 (7%)	0 (0%)	0	0	89%
		[24 - 27]	n=33				2 (6%)	28 (85%)	1 (3%)	2 (6%)	0 (0%)	0	0	85%
		[20 - 23]	n=89				17 (19%)	47 (53%)	7 (8%)	17 (19%)	0 (0%)	0	1	53%
		[16 - 19]	n=120				20 (17%)	52 (43%)	21 (18%)	26 (22%)	0 (0%)	1	0	44%
		[1 - 15]	n=227				62 (27%)	59 (26%)	36 (16%)	67 (30%)	0 (0%)	3	0	26%
16	H	[28 - 36]	n=28	SS	Main Idea		2 (7%)	0 (0%)	26 (93%)	0 (0%)	0 (0%)	0	0	93%

This score report was generated by Cambridge Educational Services, Inc. using an ACT, Inc. Sample/Practice exam. This report is not approved, endorsed, or authorized by ACT, Inc. and should not be viewed or used as such. ACT, PLAN, EXPLORE, and WORKKEYS are registered trademarks of ACT, Inc., which is not affiliated with Cambridge Educational Services, Inc.

ACT Error Analysis By College Readiness Standards TM

Item	Ans	Range	N=	Lvl 2	Lvl 3	Lvl 4	A/F	B/G	C/H	D/J	E/K	Omit	Error	% Correct (without omits and errors)	
		[24 - 27]	n=33				4 (12%)	3 (9%)	26 (79%)	0 (0%)	0 (0%)	0	0	79%	
		[20 - 23]	n=89				14 (16%)	18 (20%)	50 (56%)	7 (8%)	0 (0%)	0	0	56%	
		[16 - 19]	n=120				28 (23%)	24 (20%)	52 (43%)	15 (13%)	0 (0%)	1	0	44%	
		[1 - 15]	n=227				49 (22%)	67 (30%)	62 (27%)	42 (19%)	0 (0%)	7	0	28%	
17	A	[28 - 36]	n=28	SS	Main Idea		20 (71%)	2 (7%)	3 (11%)	3 (11%)	0 (0%)	0	0	71%	
		[24 - 27]	n=33				22 (67%)	3 (9%)	3 (9%)	5 (15%)	0 (0%)	0	0	67%	
		[20 - 23]	n=89				48 (54%)	14 (16%)	7 (8%)	20 (22%)	0 (0%)	0	0	54%	
		[16 - 19]	n=120				55 (46%)	24 (20%)	18 (15%)	23 (19%)	0 (0%)	0	0	46%	
		[1 - 15]	n=227				56 (25%)	70 (31%)	48 (21%)	47 (21%)	0 (0%)	5	1	25%	
18	G	[28 - 36]	n=28	SS	Vocabulary		3 (11%)	23 (82%)	0 (0%)	1 (4%)	0 (0%)	0	1	85%	
		[24 - 27]	n=33				5 (15%)	26 (79%)	0 (0%)	2 (6%)	0 (0%)	0	0	79%	
		[20 - 23]	n=89				21 (24%)	61 (69%)	2 (2%)	4 (4%)	0 (0%)	0	1	69%	
		[16 - 19]	n=120				24 (20%)	69 (57%)	8 (7%)	19 (16%)	0 (0%)	0	0	57%	
		[1 - 15]	n=227				51 (22%)	71 (31%)	49 (22%)	48 (21%)	0 (0%)	7	1	32%	
19	B	[28 - 36]	n=28	SS	Voice		0 (0%)	26 (93%)	0 (0%)	2 (7%)	0 (0%)	0	0	93%	
		[24 - 27]	n=33				3 (9%)	20 (61%)	3 (9%)	7 (21%)	0 (0%)	0	0	61%	
		[20 - 23]	n=89				15 (17%)	42 (47%)	23 (26%)	9 (10%)	0 (0%)	0	0	47%	
		[16 - 19]	n=120				15 (13%)	47 (39%)	34 (28%)	21 (18%)	0 (0%)	2	1	40%	
		[1 - 15]	n=227				54 (24%)	54 (24%)	58 (26%)	53 (23%)	0 (0%)	6	2	25%	
20	F	[28 - 36]	n=28	SS	Explicit Detail		26 (93%)	1 (4%)	1 (4%)	0 (0%)	0 (0%)	0	0	93%	
		[24 - 27]	n=33				27 (82%)	3 (9%)	0 (0%)	3 (9%)	0 (0%)	0	0	82%	
		[20 - 23]	n=89				53 (60%)	21 (24%)	8 (9%)	6 (7%)	0 (0%)	0	1	60%	
		[16 - 19]	n=120				59 (49%)	34 (28%)	13 (11%)	13 (11%)	0 (0%)	0	1	50%	
		[1 - 15]	n=227				72 (32%)	76 (33%)	36 (16%)	38 (17%)	0 (0%)	5	0	32%	
21	D	[28 - 36]	n=28	AL	Main Idea		3 (11%)	3 (11%)	0 (0%)	22 (79%)	0 (0%)	0	0	79%	
		[24 - 27]	n=33				3 (9%)	7 (21%)	2 (6%)	21 (64%)	0 (0%)	0	0	64%	
		[20 - 23]	n=89				7 (8%)	19 (21%)	13 (15%)	50 (56%)	0 (0%)	0	0	56%	
		[16 - 19]	n=120				26 (22%)	26 (22%)	12 (10%)	54 (45%)	0 (0%)	2	0	46%	
		[1 - 15]	n=227				60 (26%)	61 (27%)	42 (19%)	53 (23%)	0 (0%)	10	1	25%	
22	F	[28 - 36]	n=28	AL	Develop.		22 (79%)	1 (4%)	4 (14%)	1 (4%)	0 (0%)	0	0	79%	
		[24 - 27]	n=33				21 (64%)	1 (3%)	3 (9%)	8 (24%)	0 (0%)	0	0	64%	
		[20 - 23]	n=89				55 (62%)	16 (18%)	8 (9%)	9 (10%)	0 (0%)	0	1	63%	
		[16 - 19]	n=120				39 (33%)	35 (29%)	20 (17%)	25 (21%)	0 (0%)	1	0	33%	
		[1 - 15]	n=227				53 (23%)	74 (33%)	47 (21%)	40 (18%)	0 (0%)	13	0	25%	
23	A	[28 - 36]	n=28	AL	Vocabulary		27 (96%)	0 (0%)	0 (0%)	1 (4%)	0 (0%)	0	0	96%	
		[24 - 27]	n=33				27 (82%)	2 (6%)	3 (9%)	1 (3%)	0 (0%)	0	0	82%	
		[20 - 23]	n=89				62 (70%)	5 (6%)	14 (16%)	8 (9%)	0 (0%)	0	0	70%	
		[16 - 19]	n=120				65 (54%)	12 (10%)	26 (22%)	17 (14%)	0 (0%)	0	0	54%	
		[1 - 15]	n=227				65 (29%)	47 (21%)	66 (29%)	33 (15%)	0 (0%)	16	0	31%	
24	G	[28 - 36]	n=28	AL	Explicit Detail		1 (4%)	23 (82%)	1 (4%)	3 (11%)	0 (0%)	0	0	82%	

This score report was generated by Cambridge Educational Services, Inc. using an ACT, Inc. Sample/Practice exam. This report is not approved, endorsed, or authorized by ACT, Inc. and should not be viewed or used as such. ACT, PLAN, EXPLORE, and WORKKEYS are registered trademarks of ACT, Inc., which is not affiliated with Cambridge Educational Services, Inc.

ACT Error Analysis By College Readiness Standards TM

Item	Ans	Range	N=	Lvl 2	Lvl 3	Lvl 4	A/F	B/G	C/H	D/J	E/K	Omit	Error	% Correct (without omits and errors)	
		[24 - 27]	n=33				4 (12%)	22 (67%)	3 (9%)	4 (12%)	0 (0%)	0	0	67%	
		[20 - 23]	n=89				12 (13%)	32 (36%)	18 (20%)	27 (30%)	0 (0%)	0	0	36%	
		[16 - 19]	n=120				26 (22%)	46 (38%)	23 (19%)	25 (21%)	0 (0%)	0	0	38%	
		[1 - 15]	n=227				49 (22%)	52 (23%)	50 (22%)	56 (25%)	0 (0%)	20	0	25%	
25	B	[28 - 36]	n=28	AL	Explicit Detail		1 (4%)	24 (86%)	0 (0%)	3 (11%)	0 (0%)	0	0	86%	
		[24 - 27]	n=33				1 (3%)	26 (79%)	2 (6%)	4 (12%)	0 (0%)	0	0	79%	
		[20 - 23]	n=89				12 (13%)	58 (65%)	9 (10%)	10 (11%)	0 (0%)	0	0	65%	
		[16 - 19]	n=120				18 (15%)	75 (63%)	19 (16%)	8 (7%)	0 (0%)	0	0	63%	
		[1 - 15]	n=227				46 (20%)	88 (39%)	40 (18%)	30 (13%)	0 (0%)	22	1	43%	
26	J	[28 - 36]	n=28	AL	Explicit Detail		0 (0%)	0 (0%)	1 (4%)	27 (96%)	0 (0%)	0	0	96%	
		[24 - 27]	n=33				1 (3%)	1 (3%)	4 (12%)	27 (82%)	0 (0%)	0	0	82%	
		[20 - 23]	n=89				6 (7%)	4 (4%)	11 (12%)	67 (75%)	0 (0%)	1	0	76%	
		[16 - 19]	n=120				16 (13%)	23 (19%)	22 (18%)	57 (48%)	0 (0%)	1	1	48%	
		[1 - 15]	n=227				36 (16%)	39 (17%)	73 (32%)	53 (23%)	0 (0%)	26	0	26%	
27	C	[28 - 36]	n=28	AL	Explicit Detail		0 (0%)	0 (0%)	26 (93%)	1 (4%)	0 (0%)	0	1	96%	
		[24 - 27]	n=33				0 (0%)	0 (0%)	29 (88%)	4 (12%)	0 (0%)	0	0	88%	
		[20 - 23]	n=89				8 (9%)	6 (7%)	61 (69%)	13 (15%)	0 (0%)	0	1	69%	
		[16 - 19]	n=120				22 (18%)	15 (13%)	60 (50%)	22 (18%)	0 (0%)	0	1	50%	
		[1 - 15]	n=227				42 (19%)	47 (21%)	59 (26%)	49 (22%)	0 (0%)	29	1	30%	
28	H	[28 - 36]	n=28	AL	Implied Idea		0 (0%)	6 (21%)	16 (57%)	6 (21%)	0 (0%)	0	0	57%	
		[24 - 27]	n=33				1 (3%)	10 (30%)	18 (55%)	4 (12%)	0 (0%)	0	0	55%	
		[20 - 23]	n=89				11 (12%)	22 (25%)	46 (52%)	10 (11%)	0 (0%)	0	0	52%	
		[16 - 19]	n=120				20 (17%)	32 (27%)	42 (35%)	23 (19%)	0 (0%)	3	0	36%	
		[1 - 15]	n=227				52 (23%)	56 (25%)	54 (24%)	36 (16%)	0 (0%)	29	0	27%	
29	A	[28 - 36]	n=28	AL	Explicit Detail		25 (89%)	2 (7%)	1 (4%)	0 (0%)	0 (0%)	0	0	89%	
		[24 - 27]	n=33				25 (76%)	3 (9%)	4 (12%)	1 (3%)	0 (0%)	0	0	76%	
		[20 - 23]	n=89				51 (57%)	23 (26%)	11 (12%)	3 (3%)	0 (0%)	1	0	58%	
		[16 - 19]	n=120				52 (43%)	31 (26%)	14 (12%)	21 (18%)	0 (0%)	2	0	44%	
		[1 - 15]	n=227				45 (20%)	56 (25%)	43 (19%)	50 (22%)	0 (0%)	33	0	23%	
30	F	[28 - 36]	n=28	AL	Vocabulary		26 (93%)	2 (7%)	0 (0%)	0 (0%)	0 (0%)	0	0	93%	
		[24 - 27]	n=33				20 (61%)	9 (27%)	4 (12%)	0 (0%)	0 (0%)	0	0	61%	
		[20 - 23]	n=89				57 (64%)	19 (21%)	6 (7%)	6 (7%)	0 (0%)	1	0	65%	
		[16 - 19]	n=120				59 (49%)	38 (32%)	16 (13%)	5 (4%)	0 (0%)	2	0	50%	
		[1 - 15]	n=227				56 (25%)	57 (25%)	40 (18%)	37 (16%)	0 (0%)	37	0	29%	
31	D	[28 - 36]	n=28	SS	Main Idea		0 (0%)	8 (29%)	2 (7%)	18 (64%)	0 (0%)	0	0	64%	
		[24 - 27]	n=33				1 (3%)	13 (39%)	8 (24%)	10 (30%)	0 (0%)	1	0	31%	
		[20 - 23]	n=89				5 (6%)	35 (39%)	13 (15%)	34 (38%)	0 (0%)	2	0	39%	
		[16 - 19]	n=120				9 (8%)	44 (37%)	22 (18%)	39 (33%)	0 (0%)	6	0	34%	
		[1 - 15]	n=227				35 (15%)	73 (32%)	28 (12%)	45 (20%)	0 (0%)	44	2	25%	
32	J	[28 - 36]	n=28	SS	Explicit Detail		0 (0%)	1 (4%)	1 (4%)	26 (93%)	0 (0%)	0	0	93%	

This score report was generated by Cambridge Educational Services, Inc. using an ACT, Inc. Sample/Practice exam. This report is not approved, endorsed, or authorized by ACT, Inc. and should not be viewed or used as such. ACT, PLAN, EXPLORE, and WORKKEYS are registered trademarks of ACT, Inc., which is not affiliated with Cambridge Educational Services, Inc.

ACT Error Analysis By College Readiness Standards™

Item	Ans	Range	N=	Lvl 2	Lvl 3	Lvl 4	A/F	B/G	C/H	D/J	E/K	Omit	Error	% Correct (without omits and errors)
		[24 - 27]	n=33				5 (15%)	3 (9%)	2 (6%)	22 (67%)	0 (0%)	1	0	69%
		[20 - 23]	n=89				14 (16%)	7 (8%)	18 (20%)	46 (52%)	0 (0%)	3	1	54%
		[16 - 19]	n=120				21 (18%)	25 (21%)	18 (15%)	47 (39%)	0 (0%)	9	0	42%
		[1 - 15]	n=227				39 (17%)	48 (21%)	49 (22%)	45 (20%)	0 (0%)	45	1	25%
33	C	[28 - 36]	n=28	SS	Explicit Detail		7 (25%)	1 (4%)	18 (64%)	2 (7%)	0 (0%)	0	0	64%
		[24 - 27]	n=33				8 (24%)	1 (3%)	17 (52%)	7 (21%)	0 (0%)	0	0	52%
		[20 - 23]	n=89				27 (30%)	12 (13%)	27 (30%)	20 (22%)	0 (0%)	3	0	31%
		[16 - 19]	n=120				36 (30%)	22 (18%)	25 (21%)	25 (21%)	0 (0%)	12	0	23%
		[1 - 15]	n=227				47 (21%)	59 (26%)	41 (18%)	35 (15%)	0 (0%)	45	0	23%
34	G	[28 - 36]	n=28	SS	Explicit Detail		1 (4%)	20 (71%)	1 (4%)	6 (21%)	0 (0%)	0	0	71%
		[24 - 27]	n=33				3 (9%)	19 (58%)	2 (6%)	9 (27%)	0 (0%)	0	0	58%
		[20 - 23]	n=89				8 (9%)	24 (27%)	18 (20%)	36 (40%)	0 (0%)	3	0	28%
		[16 - 19]	n=120				17 (14%)	31 (26%)	20 (17%)	42 (35%)	0 (0%)	10	0	28%
		[1 - 15]	n=227				41 (18%)	34 (15%)	55 (24%)	50 (22%)	0 (0%)	47	0	19%
35	C	[28 - 36]	n=28	SS	Develop.		6 (21%)	3 (11%)	18 (64%)	0 (0%)	0 (0%)	1	0	67%
		[24 - 27]	n=33				6 (18%)	7 (21%)	19 (58%)	0 (0%)	0 (0%)	0	1	59%
		[20 - 23]	n=89				18 (20%)	19 (21%)	43 (48%)	5 (6%)	0 (0%)	4	0	51%
		[16 - 19]	n=120				20 (17%)	39 (33%)	37 (31%)	11 (9%)	0 (0%)	13	0	35%
		[1 - 15]	n=227				40 (18%)	57 (25%)	50 (22%)	30 (13%)	0 (0%)	49	1	28%
36	H	[28 - 36]	n=28	SS	Explicit Detail		2 (7%)	1 (4%)	20 (71%)	3 (11%)	0 (0%)	1	1	77%
		[24 - 27]	n=33				4 (12%)	3 (9%)	24 (73%)	1 (3%)	0 (0%)	1	0	75%
		[20 - 23]	n=89				13 (15%)	14 (16%)	44 (49%)	14 (16%)	0 (0%)	4	0	52%
		[16 - 19]	n=120				33 (28%)	23 (19%)	35 (29%)	16 (13%)	0 (0%)	13	0	33%
		[1 - 15]	n=227				46 (20%)	55 (24%)	44 (19%)	32 (14%)	0 (0%)	50	0	25%
37	A	[28 - 36]	n=28	SS	Main Idea		24 (86%)	1 (4%)	1 (4%)	1 (4%)	0 (0%)	1	0	89%
		[24 - 27]	n=33				17 (52%)	6 (18%)	7 (21%)	2 (6%)	0 (0%)	1	0	53%
		[20 - 23]	n=89				48 (54%)	18 (20%)	17 (19%)	2 (2%)	0 (0%)	4	0	56%
		[16 - 19]	n=120				39 (33%)	33 (28%)	21 (18%)	12 (10%)	0 (0%)	15	0	37%
		[1 - 15]	n=227				49 (22%)	51 (22%)	48 (21%)	27 (12%)	0 (0%)	51	1	28%
38	J	[28 - 36]	n=28	SS	Vocabulary		9 (32%)	5 (18%)	2 (7%)	11 (39%)	0 (0%)	1	0	41%
		[24 - 27]	n=33				9 (27%)	7 (21%)	5 (15%)	10 (30%)	0 (0%)	1	1	32%
		[20 - 23]	n=89				25 (28%)	30 (34%)	14 (16%)	16 (18%)	0 (0%)	4	0	19%
		[16 - 19]	n=120				23 (19%)	39 (33%)	20 (17%)	21 (18%)	0 (0%)	17	0	20%
		[1 - 15]	n=227				44 (19%)	62 (27%)	48 (21%)	19 (8%)	0 (0%)	54	0	11%
39	D	[28 - 36]	n=28	SS	App.		1 (4%)	3 (11%)	8 (29%)	15 (54%)	0 (0%)	1	0	56%
		[24 - 27]	n=33				2 (6%)	7 (21%)	8 (24%)	12 (36%)	0 (0%)	3	1	41%
		[20 - 23]	n=89				12 (13%)	31 (35%)	20 (22%)	20 (22%)	0 (0%)	5	1	24%
		[16 - 19]	n=120				18 (15%)	44 (37%)	25 (21%)	17 (14%)	0 (0%)	16	0	16%
		[1 - 15]	n=227				37 (16%)	59 (26%)	53 (23%)	27 (12%)	0 (0%)	51	0	15%
40	G	[28 - 36]	n=28	SS	Implied Idea		1 (4%)	23 (82%)	3 (11%)	0 (0%)	0 (0%)	1	0	85%

This score report was generated by Cambridge Educational Services, Inc. using an ACT, Inc. Sample/Practice exam. This report is not approved, endorsed, or authorized by ACT, Inc. and should not be viewed or used as such. ACT, PLAN, EXPLORE, and WORKKEYS are registered trademarks of ACT, Inc., which is not affiliated with Cambridge Educational Services, Inc.

ACT Error Analysis By College Readiness Standards TM

Item	Ans	Range	N=	Lvl 2	Lvl 3	Lvl 4	A/F	B/G	C/H	D/J	E/K	Omit	Error	% Correct (without omits and errors)
		[24 - 27]	n=33				3 (9%)	19 (58%)	8 (24%)	2 (6%)	0 (0%)	1	0	59%
		[20 - 23]	n=89				20 (22%)	33 (37%)	14 (16%)	17 (19%)	0 (0%)	5	0	39%
		[16 - 19]	n=120				19 (16%)	41 (34%)	18 (15%)	26 (22%)	0 (0%)	16	0	39%
		[1 - 15]	n=227				44 (19%)	57 (25%)	38 (17%)	36 (16%)	0 (0%)	52	0	33%

This score report was generated by Cambridge Educational Services, Inc. using an ACT, Inc. Sample/Practice exam. This report is not approved, endorsed, or authorized by ACT, Inc. and should not be viewed or used as such. ACT®, PLAN®, EXPLORE®, and WORKKEYS® are registered trademarks of ACT, Inc., which is not affiliated with Cambridge Educational Services, Inc.

ACT® Error Analysis By College Readiness Standards™

Item	Ans	Range	N=	Lvl 2	Lvl 3	Lvl 4	A/F	B/G	C/H	D/J	E/K	Omit	Error	% Correct (without omits and errors)
Science (Level 1) - 40 items (41%)														
1	D	[28 - 36]	n=7	DR	Analysis		1 (14%)	0 (0%)	0 (0%)	6 (86%)	0 (0%)	0	0	86%
		[24 - 27]	n=40				4 (10%)	0 (0%)	0 (0%)	36 (90%)	0 (0%)	0	0	90%
		[20 - 23]	n=97				11 (11%)	3 (3%)	0 (0%)	81 (84%)	0 (0%)	0	2	85%
		[16 - 19]	n=161				29 (18%)	20 (12%)	3 (2%)	108 (67%)	0 (0%)	1	0	68%
		[1 - 15]	n=192				60 (31%)	49 (26%)	16 (8%)	62 (32%)	0 (0%)	2	3	33%
2	G	[28 - 36]	n=7	DR	Comprehension		1 (14%)	6 (86%)	0 (0%)	0 (0%)	0 (0%)	0	0	86%
		[24 - 27]	n=40				11 (28%)	27 (68%)	1 (3%)	1 (3%)	0 (0%)	0	0	68%
		[20 - 23]	n=97				19 (20%)	66 (68%)	6 (6%)	6 (6%)	0 (0%)	0	0	68%
		[16 - 19]	n=161				37 (23%)	82 (51%)	21 (13%)	20 (12%)	0 (0%)	1	0	51%
		[1 - 15]	n=192				47 (24%)	72 (38%)	35 (18%)	34 (18%)	0 (0%)	2	2	38%
3	C	[28 - 36]	n=7	DR	Analysis		0 (0%)	0 (0%)	7 (100%)	0 (0%)	0 (0%)	0	0	100%
		[24 - 27]	n=40				0 (0%)	1 (3%)	39 (98%)	0 (0%)	0 (0%)	0	0	98%
		[20 - 23]	n=97				7 (7%)	14 (14%)	67 (69%)	6 (6%)	0 (0%)	2	1	71%
		[16 - 19]	n=161				11 (7%)	45 (28%)	79 (49%)	25 (16%)	0 (0%)	1	0	49%
		[1 - 15]	n=192				29 (15%)	66 (34%)	49 (26%)	45 (23%)	0 (0%)	3	0	26%
4	F	[28 - 36]	n=7	DR	App.		7 (100%)	0 (0%)	0 (0%)	0 (0%)	0 (0%)	0	0	100%
		[24 - 27]	n=40				35 (88%)	0 (0%)	5 (13%)	0 (0%)	0 (0%)	0	0	88%
		[20 - 23]	n=97				78 (80%)	1 (1%)	17 (18%)	1 (1%)	0 (0%)	0	0	80%
		[16 - 19]	n=161				101 (63%)	9 (6%)	40 (25%)	8 (5%)	0 (0%)	3	0	64%
		[1 - 15]	n=192				84 (44%)	23 (12%)	60 (31%)	21 (11%)	0 (0%)	4	0	45%
5	D	[28 - 36]	n=7	DR	Comprehension		0 (0%)	0 (0%)	0 (0%)	7 (100%)	0 (0%)	0	0	100%
		[24 - 27]	n=40				2 (5%)	1 (3%)	3 (8%)	33 (83%)	0 (0%)	1	0	85%
		[20 - 23]	n=97				18 (19%)	11 (11%)	10 (10%)	57 (59%)	0 (0%)	0	1	59%
		[16 - 19]	n=161				35 (22%)	31 (19%)	33 (20%)	60 (37%)	0 (0%)	2	0	38%
		[1 - 15]	n=192				57 (30%)	51 (27%)	43 (22%)	38 (20%)	0 (0%)	1	2	20%
6	G	[28 - 36]	n=7	RS	Analysis		0 (0%)	7 (100%)	0 (0%)	0 (0%)	0 (0%)	0	0	100%
		[24 - 27]	n=40				1 (3%)	39 (98%)	0 (0%)	0 (0%)	0 (0%)	0	0	98%
		[20 - 23]	n=97				5 (5%)	80 (82%)	5 (5%)	4 (4%)	0 (0%)	0	3	85%
		[16 - 19]	n=161				16 (10%)	110 (68%)	19 (12%)	14 (9%)	0 (0%)	1	1	69%
		[1 - 15]	n=192				23 (12%)	81 (42%)	53 (28%)	28 (15%)	0 (0%)	5	2	44%
7	B	[28 - 36]	n=7	RS	Comprehension		0 (0%)	7 (100%)	0 (0%)	0 (0%)	0 (0%)	0	0	100%
		[24 - 27]	n=40				0 (0%)	39 (98%)	1 (3%)	0 (0%)	0 (0%)	0	0	98%
		[20 - 23]	n=97				16 (16%)	72 (74%)	3 (3%)	3 (3%)	0 (0%)	1	2	77%
		[16 - 19]	n=161				44 (27%)	80 (50%)	26 (16%)	9 (6%)	0 (0%)	1	1	50%
		[1 - 15]	n=192				47 (24%)	61 (32%)	52 (27%)	30 (16%)	0 (0%)	2	0	32%
8	H	[28 - 36]	n=7	RS	Analysis		0 (0%)	0 (0%)	7 (100%)	0 (0%)	0 (0%)	0	0	100%
		[24 - 27]	n=40				0 (0%)	0 (0%)	39 (98%)	1 (3%)	0 (0%)	0	0	98%

This score report was generated by Cambridge Educational Services, Inc. using an ACT, Inc. Sample/Practice exam. This report is not approved, endorsed, or authorized by ACT, Inc. and should not be viewed or used as such. ACT, PLAN, EXPLORE, and WORKKEYS are registered trademarks of ACT, Inc., which is not affiliated with Cambridge Educational Services, Inc.

ACT Error Analysis By College Readiness Standards™

Item	Ans	Range	N=	Lvl 2	Lvl 3	Lvl 4	A/F	B/G	C/H	D/J	E/K	Omit	Error	% Correct (without omits and errors)
		[20 - 23]	n=97				1 (1%)	7 (7%)	77 (79%)	10 (10%)	0 (0%)	0	2	81%
		[16 - 19]	n=161				22 (14%)	18 (11%)	99 (61%)	22 (14%)	0 (0%)	0	0	61%
		[1 - 15]	n=192				34 (18%)	54 (28%)	61 (32%)	40 (21%)	0 (0%)	3	0	32%
9	D	[28 - 36]	n=7	RS	Analysis		0 (0%)	0 (0%)	0 (0%)	7 (100%)	0 (0%)	0	0	100%
		[24 - 27]	n=40				4 (10%)	1 (3%)	0 (0%)	35 (88%)	0 (0%)	0	0	88%
		[20 - 23]	n=97				16 (16%)	6 (6%)	7 (7%)	68 (70%)	0 (0%)	0	0	70%
		[16 - 19]	n=161				38 (24%)	28 (17%)	23 (14%)	70 (43%)	0 (0%)	0	2	44%
		[1 - 15]	n=192				46 (24%)	61 (32%)	54 (28%)	28 (15%)	0 (0%)	3	0	15%
10	J	[28 - 36]	n=7	RS	Analysis		0 (0%)	1 (14%)	0 (0%)	6 (86%)	0 (0%)	0	0	86%
		[24 - 27]	n=40				1 (3%)	4 (10%)	2 (5%)	33 (83%)	0 (0%)	0	0	83%
		[20 - 23]	n=97				4 (4%)	28 (29%)	9 (9%)	55 (57%)	0 (0%)	0	1	57%
		[16 - 19]	n=161				17 (11%)	55 (34%)	38 (24%)	50 (31%)	0 (0%)	1	0	31%
		[1 - 15]	n=192				35 (18%)	62 (32%)	71 (37%)	20 (10%)	0 (0%)	3	1	11%
11	A	[28 - 36]	n=7	RS	App.		7 (100%)	0 (0%)	0 (0%)	0 (0%)	0 (0%)	0	0	100%
		[24 - 27]	n=40				25 (63%)	5 (13%)	8 (20%)	2 (5%)	0 (0%)	0	0	63%
		[20 - 23]	n=97				28 (29%)	28 (29%)	36 (37%)	5 (5%)	0 (0%)	0	0	29%
		[16 - 19]	n=161				42 (26%)	48 (30%)	54 (34%)	13 (8%)	0 (0%)	4	0	27%
		[1 - 15]	n=192				35 (18%)	62 (32%)	56 (29%)	33 (17%)	0 (0%)	5	1	19%
12	H	[28 - 36]	n=7	CV	Comprehension		0 (0%)	0 (0%)	7 (100%)	0 (0%)	0 (0%)	0	0	100%
		[24 - 27]	n=40				2 (5%)	3 (8%)	33 (83%)	2 (5%)	0 (0%)	0	0	83%
		[20 - 23]	n=97				12 (12%)	6 (6%)	76 (78%)	3 (3%)	0 (0%)	0	0	78%
		[16 - 19]	n=161				23 (14%)	32 (20%)	87 (54%)	17 (11%)	0 (0%)	1	1	55%
		[1 - 15]	n=192				26 (14%)	66 (34%)	67 (35%)	30 (16%)	0 (0%)	2	1	35%
13	B	[28 - 36]	n=7	CV	Comprehension		0 (0%)	7 (100%)	0 (0%)	0 (0%)	0 (0%)	0	0	100%
		[24 - 27]	n=40				1 (3%)	37 (93%)	1 (3%)	1 (3%)	0 (0%)	0	0	93%
		[20 - 23]	n=97				11 (11%)	74 (76%)	4 (4%)	8 (8%)	0 (0%)	0	0	76%
		[16 - 19]	n=161				38 (24%)	78 (48%)	22 (14%)	22 (14%)	0 (0%)	1	0	49%
		[1 - 15]	n=192				46 (24%)	63 (33%)	46 (24%)	34 (18%)	0 (0%)	3	0	33%
14	F	[28 - 36]	n=7	CV	Analysis		7 (100%)	0 (0%)	0 (0%)	0 (0%)	0 (0%)	0	0	100%
		[24 - 27]	n=40				36 (90%)	1 (3%)	2 (5%)	1 (3%)	0 (0%)	0	0	90%
		[20 - 23]	n=97				63 (65%)	8 (8%)	18 (19%)	8 (8%)	0 (0%)	0	0	65%
		[16 - 19]	n=161				52 (32%)	37 (23%)	41 (25%)	30 (19%)	0 (0%)	1	0	33%
		[1 - 15]	n=192				33 (17%)	51 (27%)	64 (33%)	37 (19%)	0 (0%)	6	1	18%
15	B	[28 - 36]	n=7	CV	Analysis		0 (0%)	7 (100%)	0 (0%)	0 (0%)	0 (0%)	0	0	100%
		[24 - 27]	n=40				3 (8%)	32 (80%)	4 (10%)	1 (3%)	0 (0%)	0	0	80%
		[20 - 23]	n=97				4 (4%)	66 (68%)	17 (18%)	9 (9%)	0 (0%)	1	0	69%
		[16 - 19]	n=161				16 (10%)	63 (39%)	52 (32%)	29 (18%)	0 (0%)	1	0	39%
		[1 - 15]	n=192				38 (20%)	53 (28%)	61 (32%)	33 (17%)	0 (0%)	5	2	29%
16	F	[28 - 36]	n=7	CV	Analysis		7 (100%)	0 (0%)	0 (0%)	0 (0%)	0 (0%)	0	0	100%

This score report was generated by Cambridge Educational Services, Inc. using an ACT, Inc. Sample/Practice exam. This report is not approved, endorsed, or authorized by ACT, Inc. and should not be viewed or used as such. ACT, PLAN, EXPLORE, and WORKKEYS are registered trademarks of ACT, Inc., which is not affiliated with Cambridge Educational Services, Inc.

ACT Error Analysis By College Readiness Standards TM

Item	Ans	Range	N=	Lvl 2	Lvl 3	Lvl 4	A/F	B/G	C/H	D/J	E/K	Omit	Error	% Correct (without omits and errors)	
		[24 - 27]	n=40				26 (65%)	4 (10%)	9 (23%)	1 (3%)	0 (0%)	0	0	65%	
		[20 - 23]	n=97				67 (69%)	10 (10%)	13 (13%)	7 (7%)	0 (0%)	0	0	69%	
		[16 - 19]	n=161				44 (27%)	39 (24%)	43 (27%)	33 (20%)	0 (0%)	2	0	28%	
		[1 - 15]	n=192				34 (18%)	67 (35%)	45 (23%)	43 (22%)	0 (0%)	3	0	18%	
17	D	[28 - 36]	n=7	CV	Comprehension		0 (0%)	1 (14%)	0 (0%)	6 (86%)	0 (0%)	0	0	86%	
		[24 - 27]	n=40				0 (0%)	7 (18%)	4 (10%)	29 (73%)	0 (0%)	0	0	73%	
		[20 - 23]	n=97				17 (18%)	20 (21%)	28 (29%)	31 (32%)	0 (0%)	0	1	32%	
		[16 - 19]	n=161				27 (17%)	39 (24%)	55 (34%)	35 (22%)	0 (0%)	1	4	22%	
		[1 - 15]	n=192				56 (29%)	48 (25%)	59 (31%)	25 (13%)	0 (0%)	4	0	13%	
18	J	[28 - 36]	n=7	CV	Analysis		1 (14%)	0 (0%)	0 (0%)	6 (86%)	0 (0%)	0	0	86%	
		[24 - 27]	n=40				5 (13%)	8 (20%)	8 (20%)	19 (48%)	0 (0%)	0	0	48%	
		[20 - 23]	n=97				10 (10%)	23 (24%)	27 (28%)	35 (36%)	0 (0%)	2	0	37%	
		[16 - 19]	n=161				29 (18%)	48 (30%)	47 (29%)	37 (23%)	0 (0%)	0	0	23%	
		[1 - 15]	n=192				30 (16%)	66 (34%)	57 (30%)	35 (18%)	0 (0%)	4	0	19%	
19	B	[28 - 36]	n=7	RS	Analysis		0 (0%)	7 (100%)	0 (0%)	0 (0%)	0 (0%)	0	0	100%	
		[24 - 27]	n=40				1 (3%)	39 (98%)	0 (0%)	0 (0%)	0 (0%)	0	0	98%	
		[20 - 23]	n=97				6 (6%)	83 (86%)	4 (4%)	2 (2%)	0 (0%)	1	1	87%	
		[16 - 19]	n=161				25 (16%)	91 (57%)	28 (17%)	16 (10%)	0 (0%)	0	1	57%	
		[1 - 15]	n=192				48 (25%)	57 (30%)	54 (28%)	25 (13%)	0 (0%)	8	0	31%	
20	G	[28 - 36]	n=7	RS	App.		0 (0%)	6 (86%)	0 (0%)	1 (14%)	0 (0%)	0	0	86%	
		[24 - 27]	n=40				1 (3%)	39 (98%)	0 (0%)	0 (0%)	0 (0%)	0	0	98%	
		[20 - 23]	n=97				8 (8%)	73 (75%)	10 (10%)	5 (5%)	0 (0%)	1	0	76%	
		[16 - 19]	n=161				24 (15%)	75 (47%)	45 (28%)	16 (10%)	0 (0%)	1	0	47%	
		[1 - 15]	n=192				43 (22%)	55 (29%)	65 (34%)	25 (13%)	0 (0%)	4	0	29%	
21	D	[28 - 36]	n=7	RS	Analysis		0 (0%)	0 (0%)	0 (0%)	7 (100%)	0 (0%)	0	0	100%	
		[24 - 27]	n=40				2 (5%)	1 (3%)	13 (33%)	24 (60%)	0 (0%)	0	0	60%	
		[20 - 23]	n=97				7 (7%)	10 (10%)	35 (36%)	45 (46%)	0 (0%)	0	0	46%	
		[16 - 19]	n=161				21 (13%)	29 (18%)	61 (38%)	49 (30%)	0 (0%)	1	0	31%	
		[1 - 15]	n=192				39 (20%)	56 (29%)	61 (32%)	31 (16%)	0 (0%)	4	1	17%	
22	H	[28 - 36]	n=7	RS	Analysis		0 (0%)	0 (0%)	7 (100%)	0 (0%)	0 (0%)	0	0	100%	
		[24 - 27]	n=40				3 (8%)	4 (10%)	32 (80%)	1 (3%)	0 (0%)	0	0	80%	
		[20 - 23]	n=97				8 (8%)	25 (26%)	58 (60%)	6 (6%)	0 (0%)	0	0	60%	
		[16 - 19]	n=161				38 (24%)	34 (21%)	64 (40%)	22 (14%)	0 (0%)	3	0	41%	
		[1 - 15]	n=192				45 (23%)	60 (31%)	44 (23%)	36 (19%)	0 (0%)	6	1	24%	
23	A	[28 - 36]	n=7	RS	Comprehension		7 (100%)	0 (0%)	0 (0%)	0 (0%)	0 (0%)	0	0	100%	
		[24 - 27]	n=40				37 (93%)	2 (5%)	1 (3%)	0 (0%)	0 (0%)	0	0	93%	
		[20 - 23]	n=97				50 (52%)	18 (19%)	17 (18%)	12 (12%)	0 (0%)	0	0	62%	
		[16 - 19]	n=161				43 (27%)	46 (29%)	44 (27%)	27 (17%)	0 (0%)	1	0	27%	
		[1 - 15]	n=192				37 (19%)	52 (27%)	57 (30%)	38 (20%)	0 (0%)	8	0	20%	
24	H	[28 - 36]	n=7	RS	App.		1 (14%)	1 (14%)	5 (71%)	0 (0%)	0 (0%)	0	0	71%	

This score report was generated by Cambridge Educational Services, Inc. using an ACT, Inc. Sample/Practice exam. This report is not approved, endorsed, or authorized by ACT, Inc. and should not be viewed or used as such. ACT, PLAN, EXPLORE, and WORKKEYS are registered trademarks of ACT, Inc., which is not affiliated with Cambridge Educational Services, Inc.

ACT Error Analysis By College Readiness Standards TM

Item	Ans	Range	N=	Lvl 2	Lvl 3	Lvl 4	A/F	B/G	C/H	D/J	E/K	Omit	Error	% Correct (without omits and errors)
		[24 - 27]	n=40				2 (5%)	5 (13%)	23 (57%)	9 (23%)	0 (0%)	1	0	59%
		[20 - 23]	n=97				15 (15%)	28 (29%)	35 (36%)	17 (18%)	0 (0%)	1	1	37%
		[16 - 19]	n=161				34 (21%)	48 (30%)	48 (30%)	28 (17%)	0 (0%)	3	0	30%
		[1 - 15]	n=192				37 (19%)	53 (28%)	47 (24%)	45 (23%)	0 (0%)	9	1	26%
25	B	[28 - 36]	n=7	RS	Analysis		0 (0%)	7 (100%)	0 (0%)	0 (0%)	0 (0%)	0	0	100%
		[24 - 27]	n=40				3 (8%)	35 (88%)	2 (5%)	0 (0%)	0 (0%)	0	0	88%
		[20 - 23]	n=97				13 (13%)	68 (70%)	14 (14%)	2 (2%)	0 (0%)	0	0	70%
		[16 - 19]	n=161				31 (19%)	73 (45%)	37 (23%)	18 (11%)	0 (0%)	2	0	46%
		[1 - 15]	n=192				60 (31%)	47 (24%)	54 (28%)	19 (10%)	0 (0%)	10	2	26%
26	G	[28 - 36]	n=7	RS	Comprehension		0 (0%)	7 (100%)	0 (0%)	0 (0%)	0 (0%)	0	0	100%
		[24 - 27]	n=40				1 (3%)	36 (90%)	2 (5%)	1 (3%)	0 (0%)	0	0	90%
		[20 - 23]	n=97				3 (3%)	64 (66%)	21 (22%)	9 (9%)	0 (0%)	0	0	66%
		[16 - 19]	n=161				27 (17%)	70 (43%)	42 (26%)	19 (12%)	0 (0%)	3	0	44%
		[1 - 15]	n=192				33 (17%)	50 (26%)	66 (34%)	27 (14%)	0 (0%)	13	3	28%
27	C	[28 - 36]	n=7	RS	Analysis		0 (0%)	0 (0%)	7 (100%)	0 (0%)	0 (0%)	0	0	100%
		[24 - 27]	n=40				2 (5%)	10 (25%)	26 (65%)	2 (5%)	0 (0%)	0	0	65%
		[20 - 23]	n=97				12 (12%)	19 (20%)	51 (53%)	15 (15%)	0 (0%)	0	0	53%
		[16 - 19]	n=161				31 (19%)	44 (27%)	55 (34%)	26 (16%)	0 (0%)	4	1	35%
		[1 - 15]	n=192				40 (21%)	52 (27%)	53 (28%)	32 (17%)	0 (0%)	15	0	30%
28	H	[28 - 36]	n=7	RS	Analysis		1 (14%)	0 (0%)	6 (86%)	0 (0%)	0 (0%)	0	0	86%
		[24 - 27]	n=40				10 (25%)	1 (3%)	28 (70%)	1 (3%)	0 (0%)	0	0	70%
		[20 - 23]	n=97				27 (28%)	14 (14%)	50 (52%)	5 (5%)	0 (0%)	0	1	52%
		[16 - 19]	n=161				49 (30%)	35 (22%)	56 (35%)	14 (9%)	0 (0%)	7	0	36%
		[1 - 15]	n=192				42 (22%)	54 (28%)	48 (25%)	32 (17%)	0 (0%)	16	0	27%
29	A	[28 - 36]	n=7	RS	Comprehension		6 (86%)	1 (14%)	0 (0%)	0 (0%)	0 (0%)	0	0	86%
		[24 - 27]	n=40				30 (75%)	6 (15%)	4 (10%)	0 (0%)	0 (0%)	0	0	75%
		[20 - 23]	n=97				51 (53%)	20 (21%)	15 (15%)	11 (11%)	0 (0%)	0	0	53%
		[16 - 19]	n=161				53 (33%)	35 (22%)	36 (22%)	28 (17%)	0 (0%)	8	1	35%
		[1 - 15]	n=192				33 (17%)	61 (32%)	59 (31%)	22 (11%)	0 (0%)	17	0	19%
30	F	[28 - 36]	n=7	RS	Analysis		6 (86%)	0 (0%)	1 (14%)	0 (0%)	0 (0%)	0	0	86%
		[24 - 27]	n=40				15 (38%)	3 (8%)	16 (40%)	5 (13%)	0 (0%)	0	1	38%
		[20 - 23]	n=97				21 (22%)	18 (19%)	34 (35%)	22 (23%)	0 (0%)	2	0	22%
		[16 - 19]	n=161				31 (19%)	38 (24%)	39 (24%)	44 (27%)	0 (0%)	8	1	20%
		[1 - 15]	n=192				36 (19%)	45 (23%)	59 (31%)	30 (16%)	0 (0%)	21	1	21%
31	D	[28 - 36]	n=7	DR	Comprehension		1 (14%)	0 (0%)	0 (0%)	6 (86%)	0 (0%)	0	0	86%
		[24 - 27]	n=40				1 (3%)	4 (10%)	1 (3%)	34 (85%)	0 (0%)	0	0	85%
		[20 - 23]	n=97				5 (5%)	15 (15%)	8 (8%)	67 (69%)	0 (0%)	1	1	71%
		[16 - 19]	n=161				20 (12%)	45 (28%)	16 (10%)	71 (44%)	0 (0%)	7	2	47%
		[1 - 15]	n=192				25 (13%)	55 (29%)	42 (22%)	46 (24%)	0 (0%)	23	1	27%
32	H	[28 - 36]	n=7	DR	App.		2 (29%)	2 (29%)	3 (43%)	0 (0%)	0 (0%)	0	0	43%

This score report was generated by Cambridge Educational Services, Inc. using an ACT, Inc. Sample/Practice exam. This report is not approved, endorsed, or authorized by ACT, Inc. and should not be viewed or used as such. ACT, PLAN, EXPLORE, and WORKKEYS are registered trademarks of ACT, Inc., which is not affiliated with Cambridge Educational Services, Inc.

ACT Error Analysis By College Readiness Standards TM

Item	Ans	Range	N=	Lvl 2	Lvl 3	Lvl 4	A/F	B/G	C/H	D/J	E/K	Omit	Error	% Correct (without omits and errors)
		[24 - 27]	n=40				2 (5%)	8 (20%)	23 (57%)	7 (18%)	0 (0%)	0	0	57%
		[20 - 23]	n=97				15 (15%)	21 (22%)	48 (49%)	11 (11%)	0 (0%)	2	0	51%
		[16 - 19]	n=161				50 (31%)	34 (21%)	51 (32%)	19 (12%)	0 (0%)	7	0	33%
		[1 - 15]	n=192				49 (26%)	45 (23%)	34 (18%)	41 (21%)	0 (0%)	23	0	20%
33	B	[28 - 36]	n=7	DR	Analysis		2 (29%)	4 (57%)	1 (14%)	0 (0%)	0 (0%)	0	0	57%
		[24 - 27]	n=40				7 (18%)	20 (50%)	13 (33%)	0 (0%)	0 (0%)	0	0	50%
		[20 - 23]	n=97				11 (11%)	41 (42%)	39 (40%)	5 (5%)	0 (0%)	1	0	43%
		[16 - 19]	n=161				39 (24%)	57 (35%)	43 (27%)	14 (9%)	0 (0%)	8	0	37%
		[1 - 15]	n=192				55 (29%)	47 (24%)	41 (21%)	22 (11%)	0 (0%)	25	2	28%
34	F	[28 - 36]	n=7	DR	Analysis		5 (71%)	0 (0%)	0 (0%)	2 (29%)	0 (0%)	0	0	71%
		[24 - 27]	n=40				17 (43%)	5 (13%)	2 (5%)	16 (40%)	0 (0%)	0	0	43%
		[20 - 23]	n=97				23 (24%)	22 (23%)	25 (26%)	25 (26%)	0 (0%)	2	0	24%
		[16 - 19]	n=161				35 (22%)	45 (28%)	42 (26%)	30 (19%)	0 (0%)	9	0	23%
		[1 - 15]	n=192				33 (17%)	53 (28%)	55 (29%)	22 (11%)	0 (0%)	28	1	20%
35	A	[28 - 36]	n=7	DR	App.		6 (86%)	1 (14%)	0 (0%)	0 (0%)	0 (0%)	0	0	86%
		[24 - 27]	n=40				19 (48%)	6 (15%)	10 (25%)	5 (13%)	0 (0%)	0	0	48%
		[20 - 23]	n=97				18 (19%)	28 (29%)	30 (31%)	19 (20%)	0 (0%)	2	0	19%
		[16 - 19]	n=161				34 (21%)	51 (32%)	40 (25%)	26 (16%)	0 (0%)	9	1	23%
		[1 - 15]	n=192				34 (18%)	61 (32%)	40 (21%)	30 (16%)	0 (0%)	27	0	21%
36	G	[28 - 36]	n=7	DR	Comprehension		1 (14%)	6 (86%)	0 (0%)	0 (0%)	0 (0%)	0	0	86%
		[24 - 27]	n=40				6 (15%)	24 (60%)	7 (18%)	3 (8%)	0 (0%)	0	0	60%
		[20 - 23]	n=97				22 (23%)	43 (44%)	27 (28%)	2 (2%)	0 (0%)	2	1	46%
		[16 - 19]	n=161				35 (22%)	51 (32%)	47 (29%)	17 (11%)	0 (0%)	11	0	34%
		[1 - 15]	n=192				31 (16%)	37 (19%)	58 (30%)	35 (18%)	0 (0%)	31	0	23%
37	C	[28 - 36]	n=7	DR	Analysis		2 (29%)	0 (0%)	5 (71%)	0 (0%)	0 (0%)	0	0	71%
		[24 - 27]	n=40				6 (15%)	4 (10%)	27 (68%)	3 (8%)	0 (0%)	0	0	68%
		[20 - 23]	n=97				8 (8%)	35 (36%)	42 (43%)	10 (10%)	0 (0%)	2	0	44%
		[16 - 19]	n=161				21 (13%)	45 (28%)	60 (37%)	25 (16%)	0 (0%)	10	0	40%
		[1 - 15]	n=192				47 (24%)	43 (22%)	45 (23%)	28 (15%)	0 (0%)	28	1	28%
38	J	[28 - 36]	n=7	DR	Analysis		1 (14%)	0 (0%)	0 (0%)	6 (86%)	0 (0%)	0	0	86%
		[24 - 27]	n=40				12 (30%)	5 (13%)	8 (20%)	15 (38%)	0 (0%)	0	0	38%
		[20 - 23]	n=97				19 (20%)	30 (31%)	27 (28%)	18 (19%)	0 (0%)	3	0	19%
		[16 - 19]	n=161				37 (23%)	47 (29%)	37 (23%)	28 (17%)	0 (0%)	11	1	19%
		[1 - 15]	n=192				32 (17%)	51 (27%)	56 (29%)	21 (11%)	0 (0%)	29	3	13%
39	A	[28 - 36]	n=7	DR	Analysis		6 (86%)	0 (0%)	1 (14%)	0 (0%)	0 (0%)	0	0	86%
		[24 - 27]	n=40				19 (48%)	8 (20%)	9 (23%)	4 (10%)	0 (0%)	0	0	48%
		[20 - 23]	n=97				25 (26%)	36 (37%)	24 (25%)	10 (10%)	0 (0%)	2	0	26%
		[16 - 19]	n=161				34 (21%)	45 (28%)	55 (34%)	17 (11%)	0 (0%)	10	0	23%
		[1 - 15]	n=192				25 (13%)	57 (30%)	57 (30%)	24 (13%)	0 (0%)	29	0	15%
40	F	[28 - 36]	n=7	DR	Analysis		4 (57%)	1 (14%)	0 (0%)	2 (29%)	0 (0%)	0	0	57%

This score report was generated by Cambridge Educational Services, Inc. using an ACT, Inc. Sample/Practice exam. This report is not approved, endorsed, or authorized by ACT, Inc. and should not be viewed or used as such. ACT, PLAN, EXPLORE, and WORKKEYS are registered trademarks of ACT, Inc., which is not affiliated with Cambridge Educational Services, Inc.

ACT Error Analysis By College Readiness Standards TM

Item	Ans	Range	N=	Lvl 2	Lvl 3	Lvl 4	A/F	B/G	C/H	D/J	E/K	Omit	Error	% Correct (without omits and errors)
		[24 - 27]	n=40				17 (43%)	7 (18%)	11 (28%)	5 (13%)	0 (0%)	0	0	43%
		[20 - 23]	n=97				16 (16%)	29 (30%)	32 (33%)	17 (18%)	0 (0%)	3	0	17%
		[16 - 19]	n=161				42 (26%)	35 (22%)	39 (24%)	34 (21%)	0 (0%)	10	1	28%
		[1 - 15]	n=192				36 (19%)	44 (23%)	41 (21%)	40 (21%)	0 (0%)	29	2	22%

This score report was generated by Cambridge Educational Services, Inc. using an ACT, Inc. Sample/Practice exam. This report is not approved, endorsed, or authorized by ACT, Inc. and should not be viewed or used as such. ACT®, PLAN®, EXPLORE®, and WORKKEYS® are registered trademarks of ACT, Inc., which is not affiliated with Cambridge Educational Services, Inc.