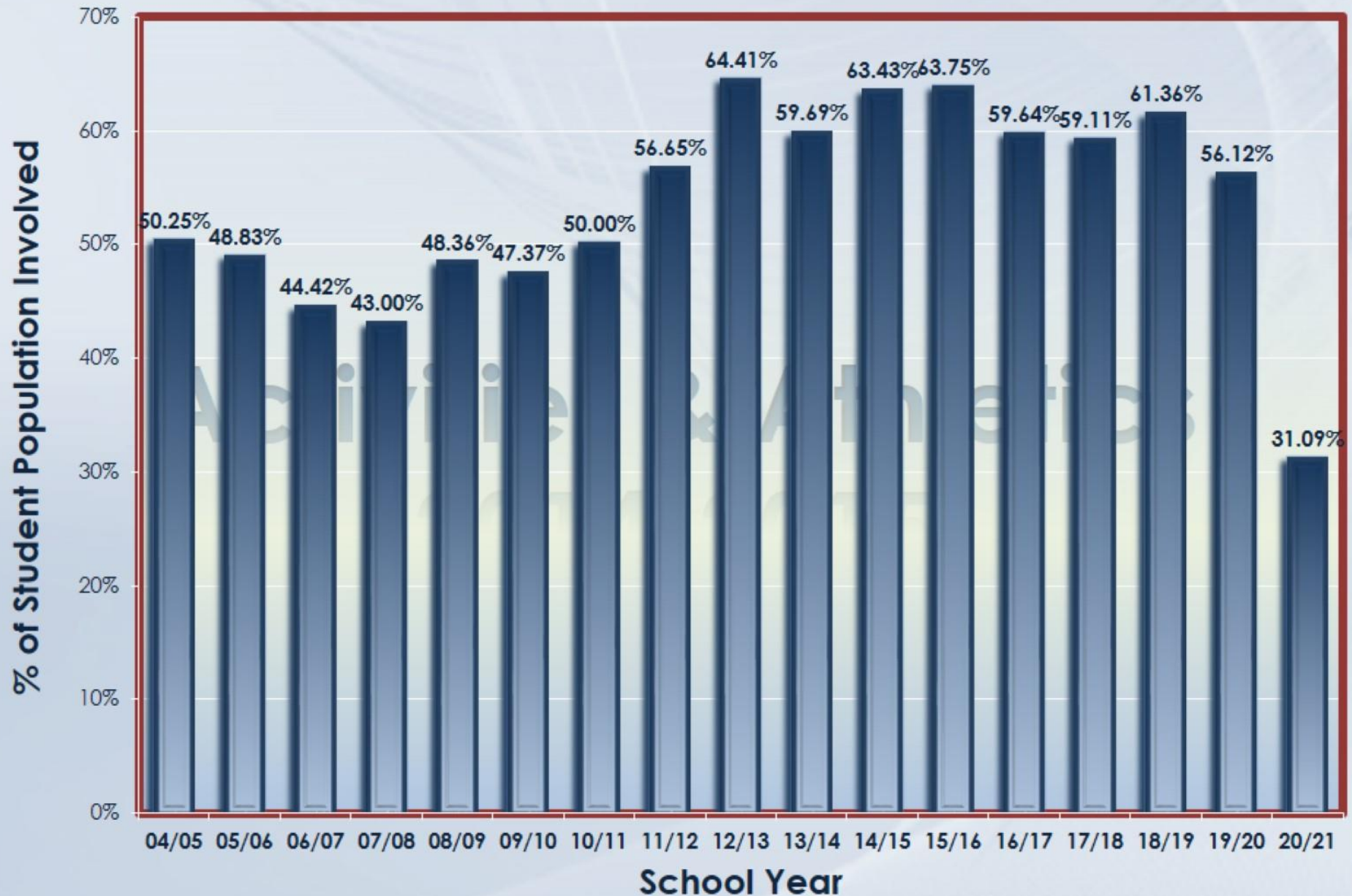


ACTIVITES & ATHLETICS

2020-2021



Percent of Total Population Involved in Athletics or Activities by School Year



History by Activity/Sport

DE DESCRIPTION

STUDENT COUNT BY SCHOOL YEAR

	2008	2009	2010	2011	2012	2013	2014	2015	2016	2017	2018	2019	2020	2021
Ambassador Club	34	33	33	50	93	103	88	117	95	144	165	171	188	168
Anime Club	0	0	0	0	0	0	0	0	0	0	37	53	48	2
Book Club	0	23	18	5	5	0	6	5	6	5	7	7	8	6
Bowling Club	0	0	0	0	0	0	0	0	11	0	0	0	0	0
Boys Baseball	59	58	67	66	48	55	54	48	47	53	55	47	39	39
Boys Basketball	44	46	45	44	44	41	37	33	43	41	45	42	44	27
Boys Cross Country	20	23	20	14	18	12	14	15	26	20	21	35	39	38
Boys Football	143	153	136	133	116	122	117	124	119	64	78	89	102	64
Boys Golf	19	22	18	20	19	18	21	20	20	21	20	17	16	15
Boys Indoor Track2	55	72	70	52	46	48	53	59	58	38	34	59	46	37
Boys Indoor Track3	65	57	63	62	49	50	58	79	88	56	50	57	65	0
Boys Soccer	90	81	77	86	88	85	87	83	90	100	107	91	94	48
Boys Swimming	27	24	13	16	9	8	13	9	8	10	8	7	10	12
Boys Tennis	31	20	11	15	9	11	19	19	21	27	25	18	16	8
Boys Volleyball	36	37	41	34	24	38	36	36	36	38	22	24	34	32
Wrestling	36	31	39	60	45	50	34	33	51	49	35	42	53	36
Breakfast of Champions/Paws	0	70	120	88	79	110	126	97	52	48	0	99	0	108
Cheer Club	0	0	0	0	0	8	5	8	9	0	0	1	0	0
Chess Team	8	12	11	11	12	19	12	13	10	11	13	9	13	13
Choir	115	126	124	84	94	99	90	103	101	94	79	87	6	63
Club Green	14	13	23	10	7	15	6	6	9	16	13	9	12	8
Coding Club	0	0	0	0	0	0	0	0	24	0	0	0	0	0
Color Guard	13	18	16	10	11	5	5	6	7	9	9	9	8	5
Compass	0	0	0	0	0	0	0	0	43	61	43	48	48	18
The Ink/Creative Writing	0	0	0	0	0	30	27	10	18	11	16	10	15	8
Dance Production	29	30	30	22	21	22	23	25	21	19	16	19	19	17
Fall Cheerleading	47	35	35	35	38	32	32	11	19	25	42	47	47	0
FCCLA	0	0	0	0	0	0	0	0	9	10	11	20	14	7
Film Club	0	0	0	0	0	0	0	0	22	16	34	46	32	19
French Club	0	0	0	0	0	0	0	0	29	29	10	13	0	0
BPA/Future Business Leaders	35	39	47	54	48	68	78	57	29	51	40	25	20	19
Gay StraightAlliance	0	0	0	3	13	63	69	25	0	0	20	15	15	0
Girls Badminton	43	53	41	37	34	50	36	42	44	42	44	41	40	37
Girls Basketball	30	31	33	35	35	33	31	35	42	35	31	33	37	15
Girls Cross Country	14	20	17	21	32	32	26	33	29	29	18	19	22	16
Girls Golf	5	7	7	12	12	10	6	9	9	8	9	6	5	2
Girls Indoor Track	40	36	54	46	41	30	20	38	34	41	42	41	35	0
Personal Finance Challenge	0	0	0	0	0	0	0	0	0	0	0	0	0	1
Pompons	13	16	12	13	12	15	14	14	14	16	19	25	25	21
Girls Soccer	50	47	54	46	55	50	50	62	72	63	68	64	59	46

Girls Softball	39	39	38	38	43	39	36	39	35	28	27	17	24	24
Girls Swimming	18	16	18	18	10	18	16	15	11	13	14	9	9	9
Girls Tennis	28	27	26	29	26	25	20	23	22	21	27	26	29	27
Girls Track	42	43	46	48	45	45	34	52	51	49	40	48	50	23
Girls Volleyball	53	54	57	57	52	55	48	56	55	59	54	50	55	50
Gymnastics	2	1	1	1	4	2	1	1	2	0	0	0	0	0
Habitat for Humanity	0	45	8	89	60	30	15	0	0	0	0	0	0	0
Hockey	19	13	15	14	16	0	0	0	0	0	6	5	3	0
Horticulture Club	15	8	7	10	14	16	10	9	11	15	21	19	5	0
Interact Club	47	60	142	241	216	189	140	136	145	73	48	28	26	15
International Club	32	46	40	45	41	49	36	31	24	28	24	78	22	13
Jazz Band	0	0	0	17	25	28	25	21	19	17	17	2	0	15
LaCrosse	40	38	6	15	41	42	40	41	34	30	19	0	0	0
Life Smarts	0	10	16	10	10	8	10	14	11	15	5	6	9	8
Manager	19	20	15	18	13	11	24	8	11	6	22	28	18	17
Marching Band	93	95	86	89	79	97	94	104	95	92	88	91	105	111
Math Team	18	13	12	11	25	10	8	21	25	33	35	36	35	22
Music Honor Society	0	0	0	0	0	0	0	0	0	0	0	0	0	17
National Honor Society	121	143	136	134	90	80	82	100	80	99	33	94	103	72
OLAS	0	0	2	2	37	103	92	51	50	47	53	35	38	8
Orchestra	33	33	38	36	38	37	38	51	50	62	64	84	16	81
Peace Builders	15	0	0	0	12	9	9	9	7	4	0	4	4	0
PEP Club	0	0	0	0	0	16	23	7	27	37	39	24	0	7
Photography Club	34	0	43	43	41	36	30	24	0	0	30	33	0	0
ROAR	0	0	0	0	0	0	0	140	313	227	373	236	177	0
Scholastic Bowl	23	22	16	23	24	14	6	10	7	14	22	11	19	22
Skills USA	35	44	69	25	12	8	22	25	9	7	0	0	0	0
Snow Programs	83	102	84	96	100	53	53	75	68	57	0	57	77	0
Special Olympics	0	0	0	0	0	17	11	0	0	0	0	0	0	0
Speech Team	16	32	29	23	30	29	19	33	25	23	21	18	13	0
Steppers	11	6	17	18	35	31	28	23	17	40	28	0	0	0
Student Council	30	20	28	26	14	27	40	23	34	52	52	69	64	46
Student of the Month	6	16	20	14	13	10	10	9	10	4	2	8	7	9
Team Danzon	0	0	0	0	0	0	0	0	0	0	17	0	0	0
Tech Crew	0	0	0	0	0	13	20	34	29	35	26	18	38	7
Thespians/Drama	17	33	38	84	112	187	108	146	88	43	138	77	68	103
Video Game Club	0	0	0	0	0	0	0	23	67	28	0	0	0	32
WeGo Buddies	35	42	44	44	50	60	41	40	53	0	31	27	23	32
WeGo Global	0	0	0	0	0	0	0	44	62	89	141	151	118	48
Wildcat Chronicles	15	18	23	11	8	6	9	0	3	7	21	19	12	4
Art Club(WC Impressions)	46	51	59	55	22	48	42	59	53	66	87	52	38	22
Winter Cheerleading	39	35	36	36	38	31	28	12	24	35	38	49	54	19
Yearbook(Ink)	14	28	16	6	48	15	9	8	7	9	12	30	13	8

School Year 2020/2021

Percent of Total Population Involved in Athletics or Activities by Grade Level



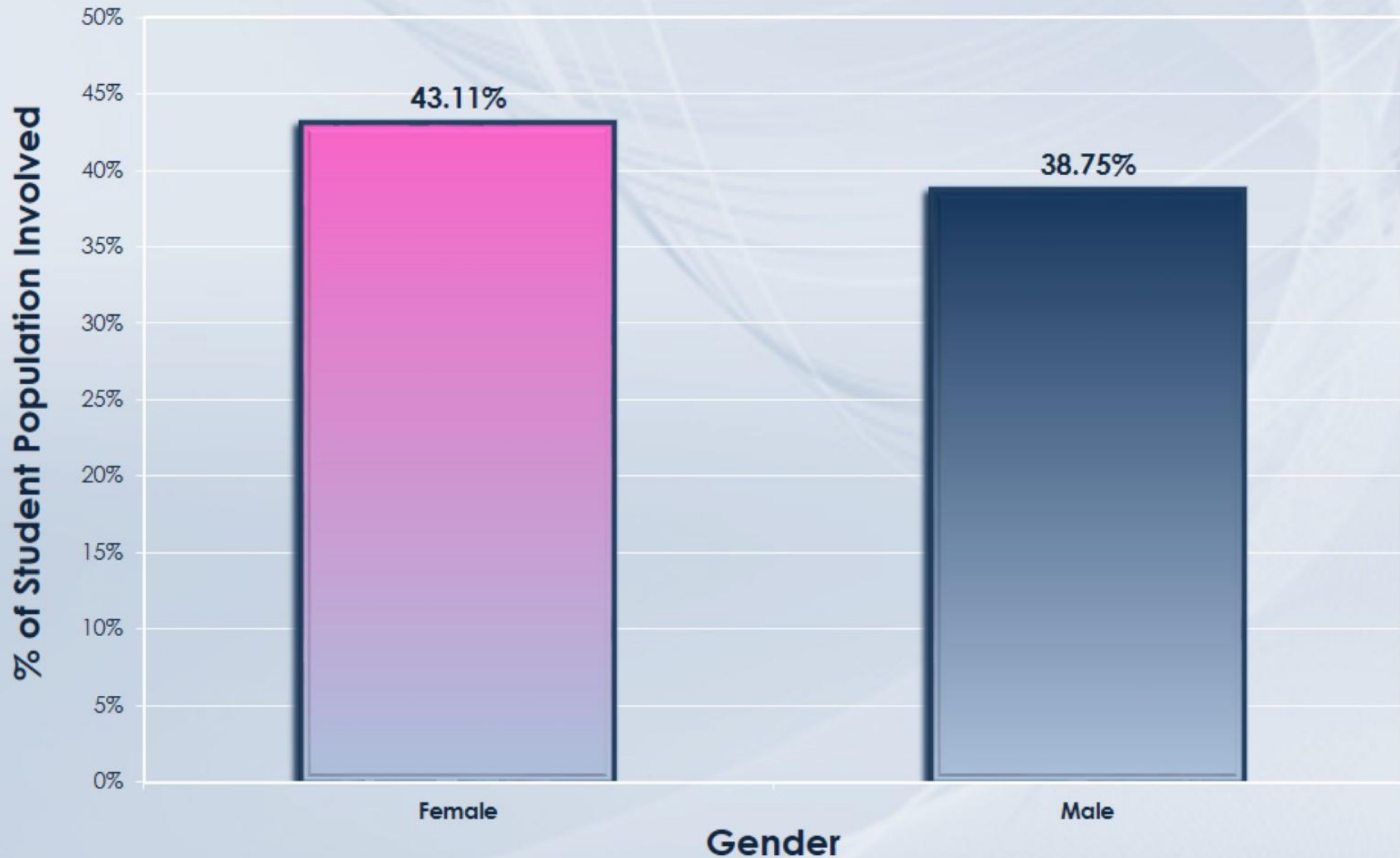
School Year 2020/2021

Percent of Total Population Involved in Athletics or Activities by Ethnicity

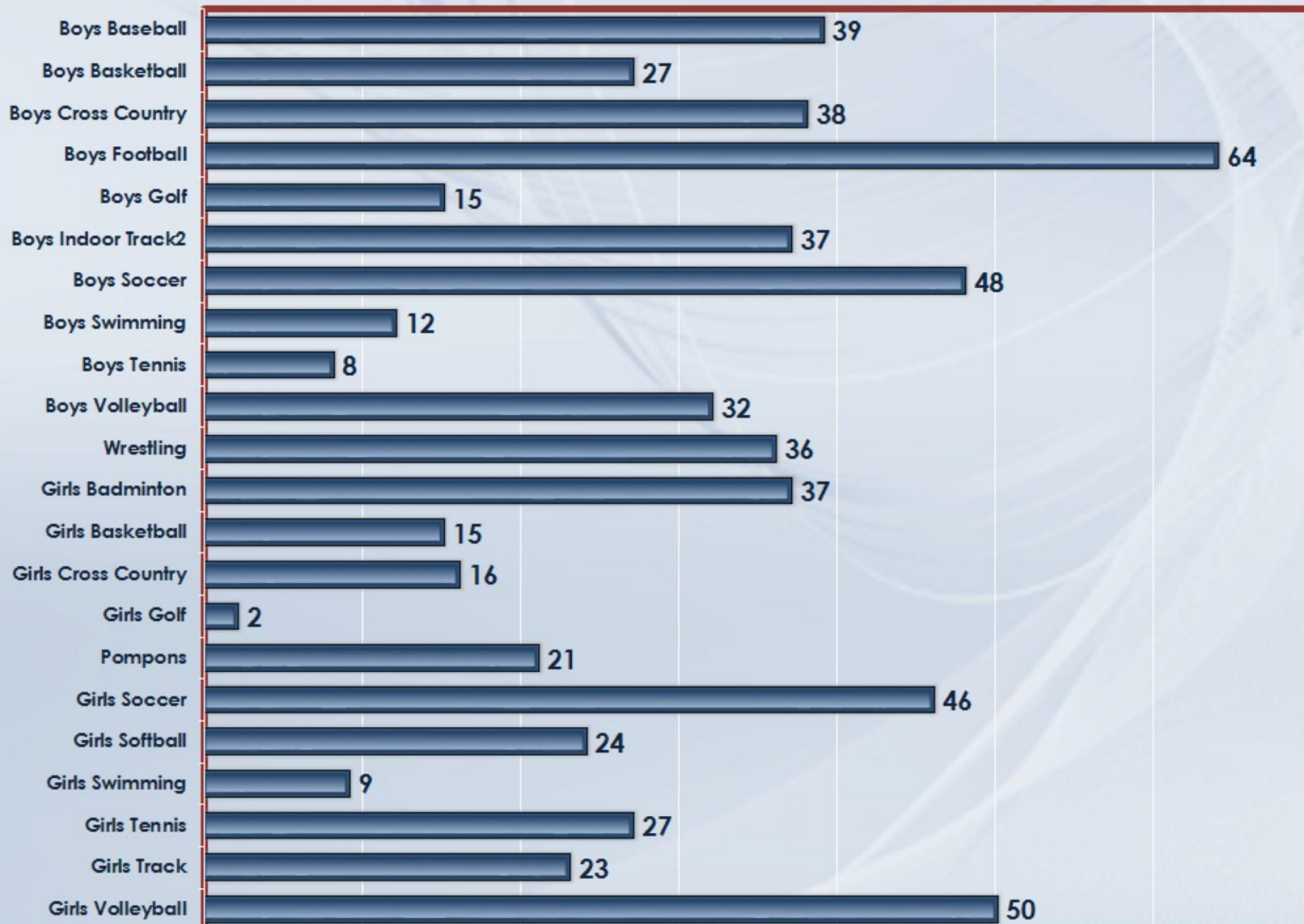


School Year 2020/2021

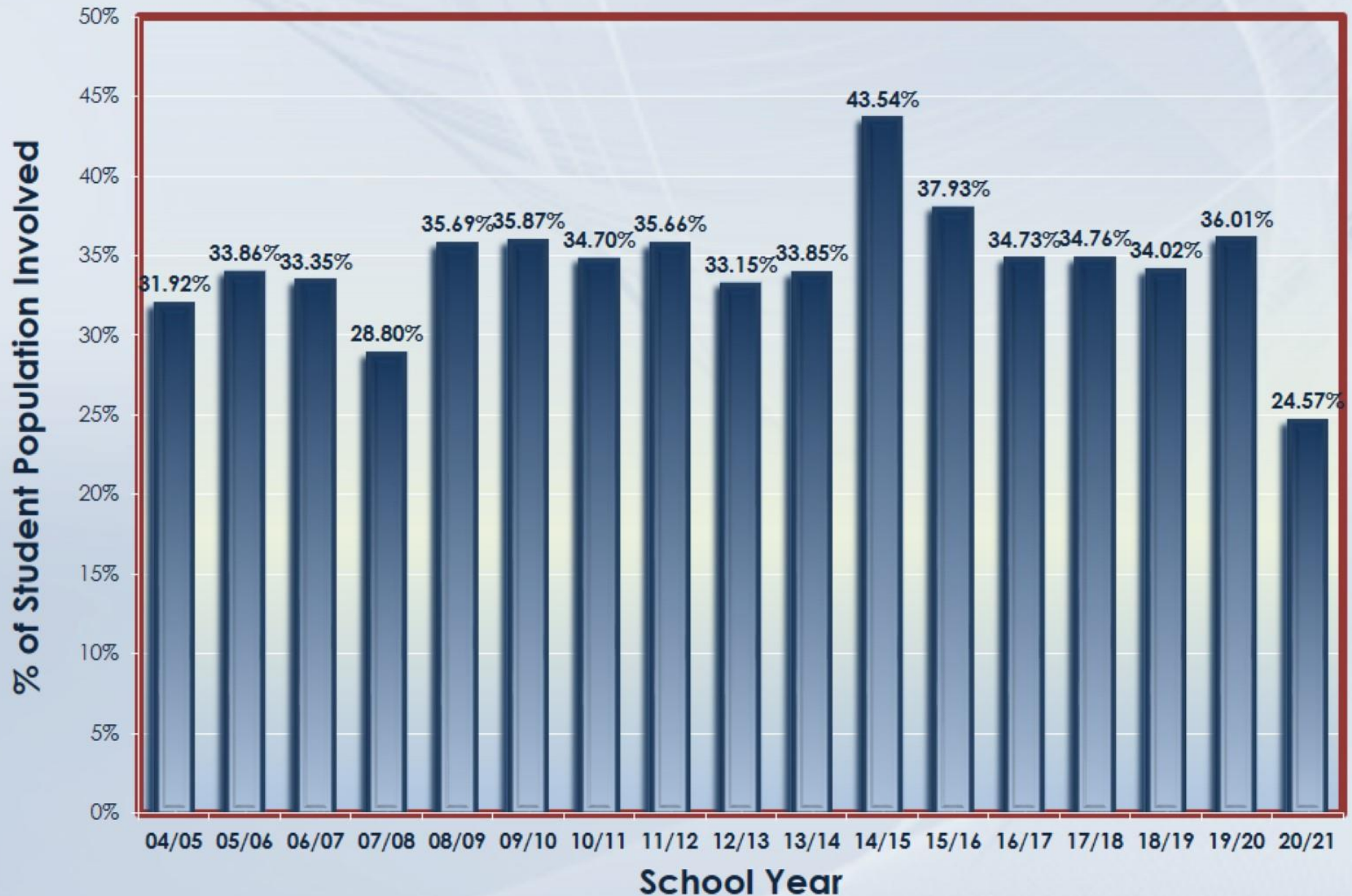
Percent of Total Population Involved in Athletics or Activities by Gender



NUMBER OF PARTICIPANTS BY SPORT 2020/21



Percent of Total Population Involved in Athletics by School Year



School Year 2020/2021
Percent of Total Population Involved in
Athletics by Grade Level

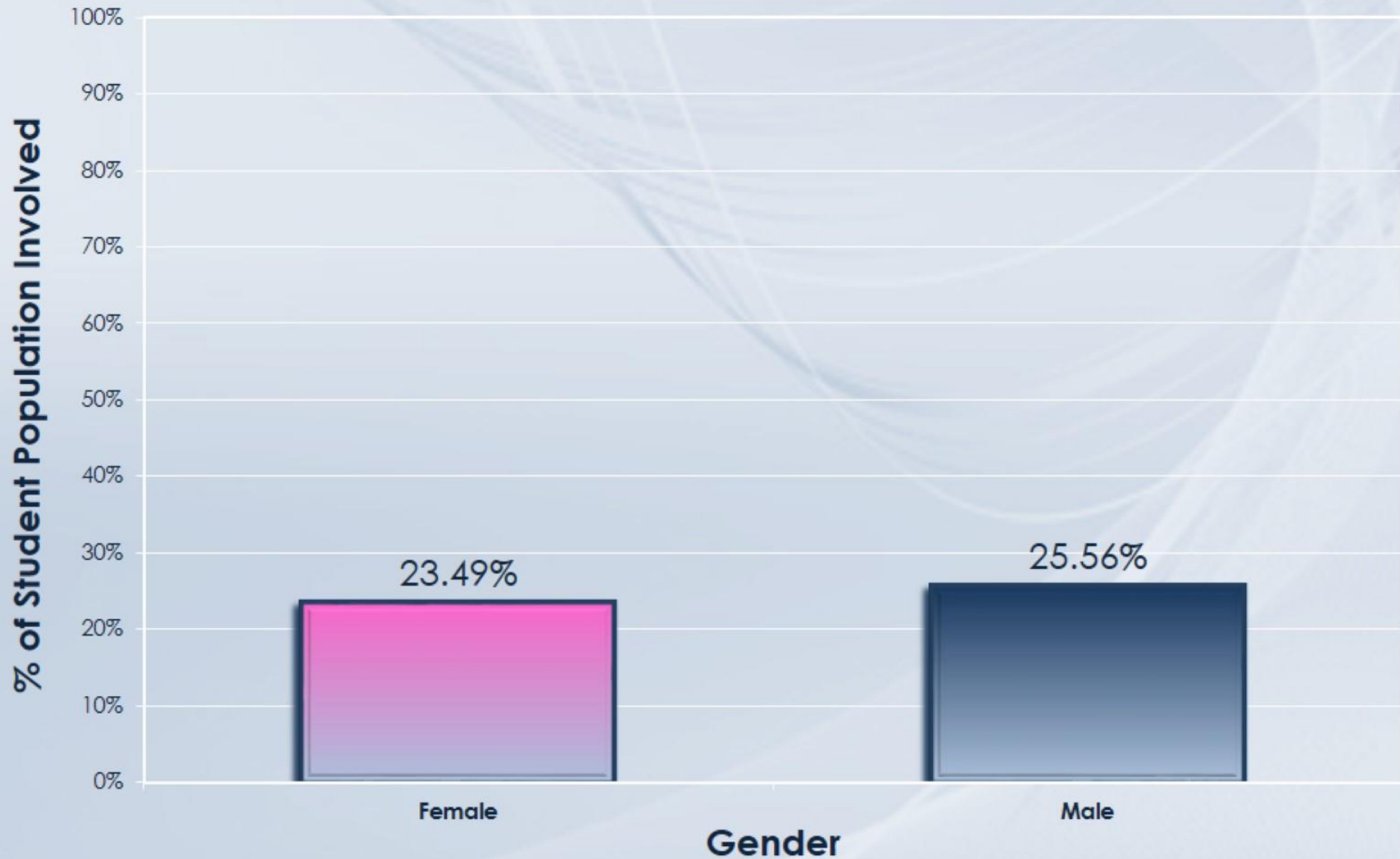


School Year 2020/2021
Percent of Total Population Involved in
Athletics by Ethnicity

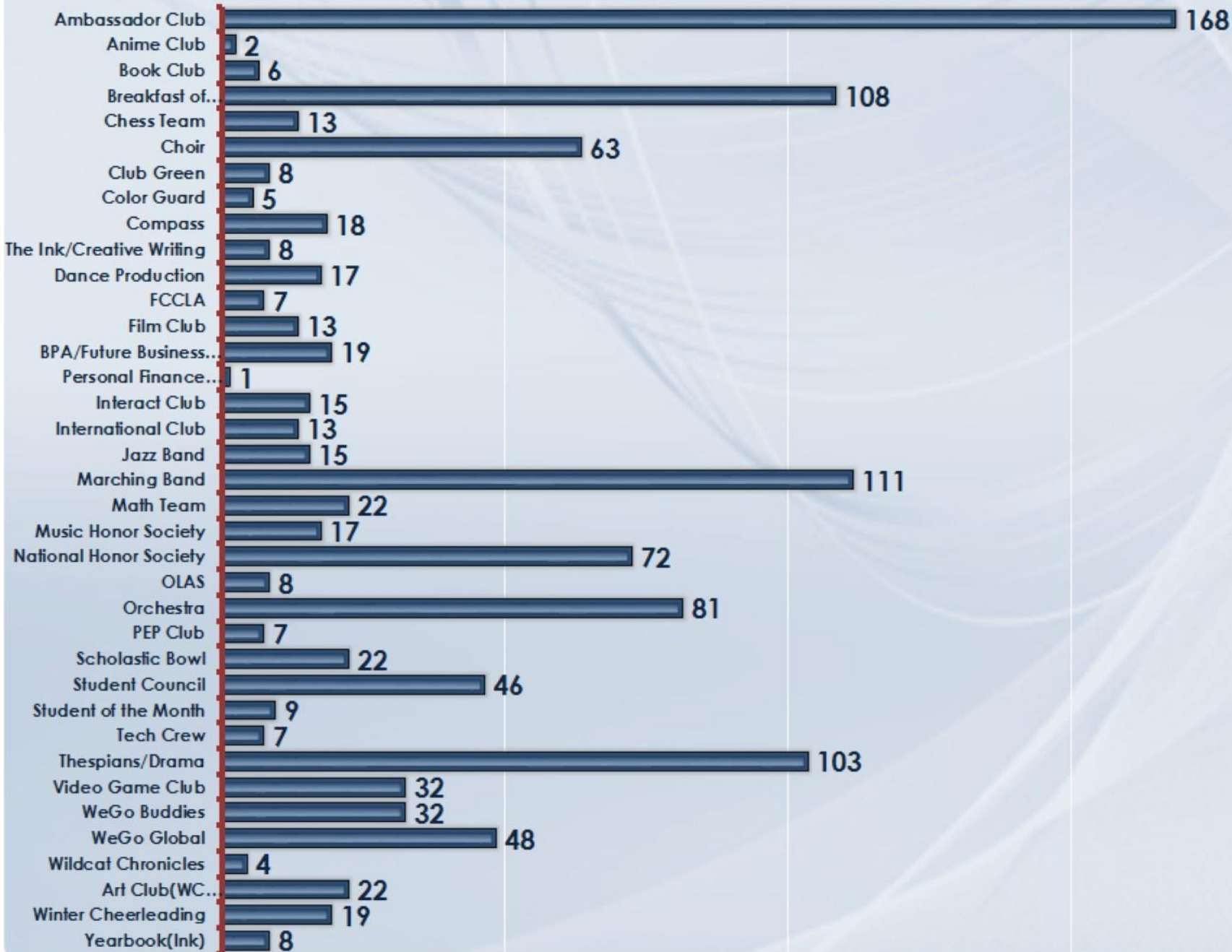


School Year 2020/2021

Percent of Total Population Involved in Athletics by Gender



NUMBER OF PARTICIPANTS BY ACTIVITY 2020/21



Percent of Total Population Involved in Extracurricular Activities by School Year



School Year 2020/2021
Percent of Total Population Involved in
Activities by Grade Level



School Year 2020/2021

Percent of Total Population Involved in Activities by Ethnicity



School Year 2020/2021

Percent of Total Population Involved in Activities by Gender

