

PRACTICE TESTS - ASSIGNED

Students and Test Administrators (TA) may have students participate in a practice test as a guest, where no set up is required by the TA, or the TA may set up a testing session for the student(s). This gives the TA and students practice on how to access tests in a manner that is similar to accessing Interim Assessments and the actual Summative Assessment given near the end of the year. To assign a practice test...

1. Navigate to the CAASPP portal and select the “practice & training tests” option:

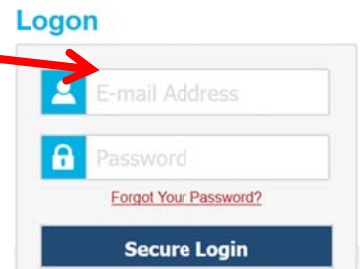
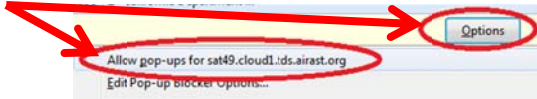


2. The TA selects the “test administrator practice and training site” option:



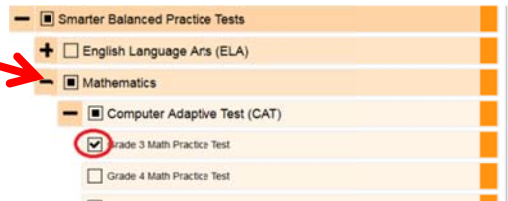
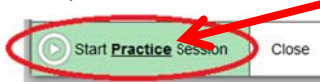
The TA will need to log in with their proper credentials:

The TA will more than likely need to allow for pop-ups, and then refresh the screen. If using Firefox, this can be done under the “options” button that appears near the upper right corner of the screen:

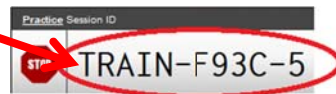


Select the desired test(s) from the nested options:

And click on the “start practice session” button:

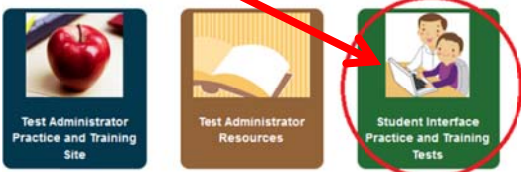


The practice or training session ID then appears near the upper portion of the screen. Students will need this session ID in order to access the test(s) assigned to them.



Students can navigate to the CAASPP Portal, and click on the same “practice & training tests” button...

And then navigate to the “student interface practice and training tests” option:



Here they would uncheck the “guest” options, and log in with their credentials that include the session ID that the TA had established:

