



***POTTSGROVE SCHOOL DISTRICT***

**FINANCIAL AND COMPLIANCE REPORT**

**Year Ended June 30, 2020**

## TABLE OF CONTENTS

	Pages
<b>INDEPENDENT AUDITOR'S REPORT .....</b>	<b>1 - 2</b>
<b>MANAGEMENT'S DISCUSSION AND ANALYSIS .....</b>	<b>3 - 17</b>
<b>BASIC FINANCIAL STATEMENTS</b>	
<b>Government-Wide Financial Statements</b>	
Statement of Net Position .....	18
Statement of Activities.....	19
<b>Fund Financial Statements</b>	
Balance Sheet - Governmental Funds.....	20
Reconciliation of the Governmental Funds Balance Sheet to the Government-Wide Statement of Net Position .....	21
Statement of Revenues, Expenditures, and Changes in Fund Balances - Governmental Funds .	22
Reconciliation of the Governmental Funds Statement of Revenues, Expenditures, and Changes in Fund Balances to the Government-Wide Statement of Activities.....	23
Statement of Net Position - Proprietary Fund .....	24
Statement of Revenues, Expenses, and Changes in Net Position - Proprietary Fund .....	25
Statement of Cash Flows - Proprietary Fund .....	26 - 27
Statement of Net Position - Fiduciary Fund.....	28
Statement of Changes in Net Position - Fiduciary Fund .....	29
<b>Notes to Basic Financial Statements</b>	
Note 1 - Summary of Significant Accounting Policies .....	30
Note 2 - Stewardship, Compliance, and Accountability .....	44
Note 3 - Cash and investments .....	44
Note 4 - Taxes Receivable and Unavailable Revenue .....	48
Note 5 - Intergovernmental Receivables .....	49
Note 6 - Interfund Receivables/Payables and Transfers.....	50
Note 7 - Changes in Capital Assets.....	51
Note 8 - Long-term Liabilities.....	52
Note 9 - Employee Retirement Plans.....	55
Note 10 - Other Postemployment Benefit Plans.....	62
Note 11 - Joint Venture.....	76
Note 12 - Risk Management .....	77
Note 13 - Contingent Liabilities and Commitments.....	78
Note 14 - Fund Balance.....	79
Note 15 - New Accounting Pronouncements .....	79

## REQUIRED SUPPLEMENTARY INFORMATION

Budgetary Comparison Schedule for the General Fund .....	81 - 82
Note to Required Supplementary Information .....	83
Schedule of the District's Proportionate Share of the Net Pension	
Liability and Related Ratios - Pension Plan .....	84
Schedule of District Contributions - Pension Plan .....	85
Schedule of the District's Proportionate Share of the Net OPEB	
Liability and Related Ratios - PSERS OPEB Plan.....	86
Schedule of District Contributions - PSERS OPEB Plan .....	87
Schedule of Changes in Total OPEB Liability and Related Ratios - District OPEB Plan.....	88

## SUPPLEMENTARY INFORMATION

### Single Audit

Schedule of Expenditures of Federal Awards .....	89 - 90
Notes to Schedule of Expenditures of Federal Awards .....	91

### INDEPENDENT AUDITOR'S REPORT ON INTERNAL CONTROL OVER FINANCIAL REPORTING AND ON COMPLIANCE AND OTHER MATTERS BASED ON AN AUDIT OF FINANCIAL STATEMENTS PERFORMED IN ACCORDANCE WITH *GOVERNMENT AUDITING STANDARDS*.....

92 - 93

### INDEPENDENT AUDITOR'S REPORT ON COMPLIANCE FOR EACH MAJOR PROGRAM AND ON INTERNAL CONTROL OVER COMPLIANCE REQUIRED BY THE UNIFORM GUIDANCE .....

94 - 95

### SCHEDULE OF FINDINGS AND QUESTIONED COSTS .....

96 - 97

### STATUS OF PRIOR YEAR FINDINGS AND QUESTIONED COSTS .....

98

## INDEPENDENT AUDITOR'S REPORT

**To the Board of School Directors  
Pottsgrove School District  
Pottstown, Pennsylvania**

### **Report on the Financial Statements**

We have audited the accompanying financial statements of the governmental activities, the business-type activities, each major fund, and the aggregate remaining fund information of Pottsgrove School District, as of and for the year ended June 30, 2020, and the related notes to the financial statements, which collectively comprise the District's basic financial statements as listed in the table of contents.

### **Management's Responsibility for the Financial Statements**

Management is responsible for the preparation and fair presentation of these financial statements in accordance with accounting principles generally accepted in the United States of America; this includes the design, implementation, and maintenance of internal control relevant to the preparation and fair presentation of financial statements that are free from material misstatement, whether due to fraud or error.

### **Auditor's Responsibility**

Our responsibility is to express opinions on these financial statements based on our audit. We conducted our audit in accordance with auditing standards generally accepted in the United States of America and the standards applicable to financial audits contained in *Government Auditing Standards*, issued by the Comptroller General of the United States. Those standards require that we plan and perform the audit to obtain reasonable assurance about whether the financial statements are free from material misstatement.

An audit involves performing procedures to obtain audit evidence about the amounts and disclosures in the financial statements. The procedures selected depend on the auditor's judgment, including the assessment of the risks of material misstatement of the financial statements, whether due to fraud or error. In making those risk assessments, the auditor considers internal control relevant to the entity's preparation and fair presentation of the financial statements in order to design audit procedures that are appropriate in the circumstances, but not for the purpose of expressing an opinion on the effectiveness of the entity's internal control. Accordingly, we express no such opinion. An audit also includes evaluating the appropriateness of accounting policies used and the reasonableness of significant accounting estimates made by management, as well as evaluating the overall presentation of the financial statements.

We believe that the audit evidence we have obtained is sufficient and appropriate to provide a basis for our audit opinions.

### **Opinions**

In our opinion, the financial statements referred to in the first paragraph present fairly, in all material respects, the respective financial position of the governmental activities, the business-type activities, each major fund, and the aggregate remaining fund information of the Pottsgrove School District, as of June 30, 2020, and the respective changes in financial position, and, where applicable, cash flows thereof for the year then ended in accordance with accounting principles generally accepted in the United States of America.

### **Required Supplementary Information**

Accounting principles generally accepted in the United States of America require that management's discussion and analysis, budgetary comparison schedule for the general fund, and pension and other postemployment benefit information on pages 84 through 88, be presented to supplement the basic financial statements. Such information, although not a part of the basic financial statements, is required by the Governmental Accounting Standards Board, who considers it to be an essential part of financial reporting for placing the basic financial statements in an appropriate operational, economic, or historical context. We have applied certain limited procedures to the required supplementary information in accordance with auditing standards generally accepted in the United States of America, which consisted of inquiries of management about the methods of preparing the information and comparing the information for consistency with management's responses to our inquiries, the basic financial statements, and other knowledge we obtained during our audit of the basic financial statements. We do not express an opinion or provide any assurance on the information because the limited procedures do not provide us with sufficient evidence to express an opinion or provide any assurance.

### **Supplementary Information**

Our audit was conducted for the purpose of forming opinions on the financial statements that collectively comprise the Pottsgrove School District's basic financial statements. The accompanying schedule of expenditures of federal awards is presented for purposes of additional analysis as required by Title 2 U.S. *Code of Federal Regulations* Part 200, *Uniform Administrative Requirements, Cost Principles, and Audit Requirements for Federal Awards*, and is not a required part of the basic financial statements. Such information is the responsibility of management and was derived from and relates directly to the underlying accounting and other records used to prepare the basic financial statements. The information has been subjected to the auditing procedures applied in the audit of the basic financial statements and certain additional procedures, including comparing and reconciling such information directly to the underlying accounting and other records used to prepare the basic financial statements or to the basic financial statements themselves, and other additional procedures in accordance with auditing standards generally accepted in the United States of America. In our opinion, the schedule of expenditures of federal awards is fairly stated, in all material respects, in relation to the basic financial statements as a whole.

### **Other Reporting Required by *Government Auditing Standards***

In accordance with *Government Auditing Standards*, we have also issued our report dated December 11, 2020, on our consideration of the Pottsgrove School District's internal control over financial reporting and on our tests of its compliance with certain provisions of laws, regulations, contracts, and grant agreements and other matters. The purpose of that report is solely to describe the scope of our testing of internal control over financial reporting and compliance and the results of that testing, and not to provide an opinion on the effectiveness of the District's internal control over financial reporting or on compliance. That report is an integral part of an audit performed in accordance with *Government Auditing Standards* in considering Pottsgrove School District's internal control over financial reporting and compliance.

*Herbein + Company, Inc.*

**Reading, Pennsylvania  
December 11, 2020**



## **POTTSGROVE SCHOOL DISTRICT**

---

### **ADMINISTRATIVE OFFICES**

1301 Kauffman Road  
Pottstown, PA 19464-2398  
Phone: (610) 327-2277  
Fax: (610) 327-2530

### **POTTSGROVE SCHOOL DISTRICT POTTSTOWN, PENNSYLVANIA**

#### **Required Supplementary Information (RSI) June 30, 2020**

This section of the annual financial report of Pottsgrove School District (the “District”) provides Management’s Discussion and Analysis (MD&A) of the District’s financial performance during the fiscal year ending June 30, 2020. This discussion and analysis should be read in conjunction with the District’s financial statements and related notes.

Management’s Discussion and Analysis (MD&A) is an element of the reporting model adopted by the Governmental Accounting Standards Board (GASB) in their Statement No. 34, “Basic Financial Statements – and Management’s Discussion and Analysis – for State and Local Governments,” issued June 1999.

#### **Financial Highlights**

- Pottsgrove School District has an overall **deficit** net position of \$6,973,515 as of June 30, 2020. The District’s net pension and net OPEB liabilities are the cause of the **deficit** net position. This represents an improvement of 18.5% in total net position for the year ended June 30, 2020.
- General revenues from governmental activities were \$54,577,855 which represents \$1,477,380 more than net program expenses.
- The net position of business-type activities – food services – increased by \$103,407 (45.8%) this year.

## Overview of the Financial Statements

This annual report consists of three parts: management's discussion and analysis (this section), the basic financial statements and required supplementary information. The basic financial statements include two types of statements, which present different views of the District. The first two statements are ***District-wide financial statements*** – the Statement of Net Position and the Statement of Activities. These statements provide both *short-term* and *long-term* information about the District's overall financial status. The remaining statements are ***Fund financial statements*** that focus on *individual parts of governmental funds*. These statements indicate how basic services such as regular and special education were financed in the *short term* as well as indicate future spending plans. *Proprietary fund* statements offer *short-term* and *long-term* financial information about the activities the District operates *like a business*, such as food services. *Fiduciary fund* statements provide information about the financial relationships in which the District acts solely as a *trustee* or *agent* for the benefit of others, such as student activity funds and scholarship funds.

The financial statements also include notes that explain some of the information in the statements, as well as provide more detailed data. The statements are followed by a section of required supplementary information that further explains and supports the financial statements with a comparison of the District's budget for the year. Figure A-1 shows how the various parts of this annual report are arranged and related to one another.

**Figure A-1**  
**Organization of Pottsgrove School District Annual Financial Report**

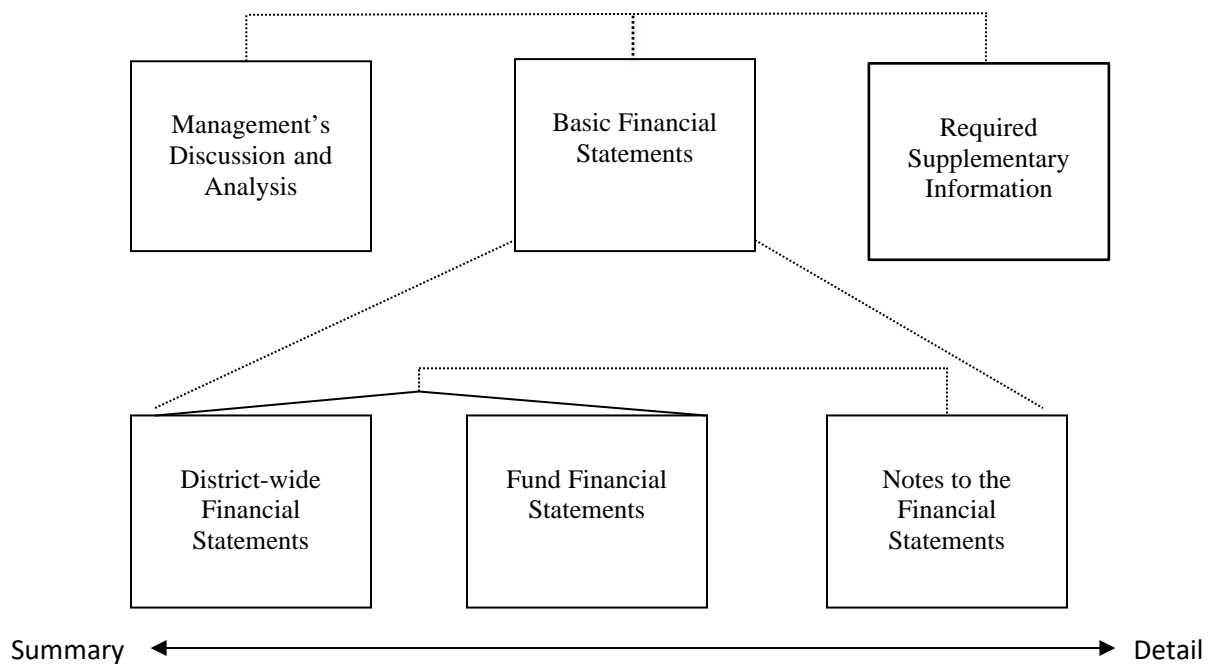


Figure A-2 summarizes the major features of the District's financial statements. The remainder of this overview section of management's discussion and analysis highlights the structure and contents of each of the statements.

**Figure A-2**

<b><u>Major Features of the District-wide and Fund Financial Statements</u></b>				
	District-wide Statements	Fund Financial Statements		
		Governmental Funds	Proprietary Funds	Fiduciary Funds
Scope	Entire District (except fiduciary funds)	Activities of the District that are not proprietary or fiduciary, such as general operating and capital projects.	Activities the District operates similar to private businesses, such as food services and self-insurance services.	Instances in which the District administers resources on behalf of someone else, such as scholarship programs and student activities monies.
Required financial statements	<ul style="list-style-type: none"> <li>• Statement of net position</li> <li>• Statement of activities</li> </ul>	<ul style="list-style-type: none"> <li>• Balance sheet</li> <li>• Statement of revenues, expenditures, and changes in fund balances</li> </ul>	<ul style="list-style-type: none"> <li>• Statement of net position</li> <li>• Statement of revenues, expenses, and changes in net position</li> <li>• Statement of cash flows</li> <li>•</li> </ul>	<ul style="list-style-type: none"> <li>• Statement of net position</li> <li>• Statement of changes in net position</li> </ul>
Accounting Basis and measurement focus	Accrual accounting and economic resources focus.	Modified accrual accounting and current financial resources focus.	Accrual accounting and economic resources focus.	Accrual accounting and economic resources focus.
Type of asset/liability information	All assets and deferred outflows and liabilities and deferred inflows, both financial and capital, short-term and long-term.	Generally assets expected to be used up and liabilities that come due during the year or soon thereafter; no capital assets or long-term liabilities included.	All assets and liabilities, both financial and capital, short-term and long-term.	All assets and liabilities, both short-term and long-term; funds do not currently contain capital assets, although they can.
Type of inflow/outflow information	All revenues and expenses during year, regardless of when cash is received or paid.	Revenues for which cash is received during or soon after the end of the year; expenditures when goods or services have been received and the related liability is due and payable.	All revenues and expenses during the year, regardless of when cash is received or paid.	All additions and deductions during the year, regardless of when cash is received or paid.



## District-wide Statements

The District-wide statements report information about the District as a whole using accounting methods similar to those used by private-sector companies. The *Statement of Net Position* includes all of the District's assets and deferred outflows and liabilities and deferred inflows. All of the current year's revenues and expenses are accounted for in the *Statement of Activities* regardless of when cash is received or paid.

The two District-wide statements report the District's *net position* and how it has changed. Net position – the difference between the District's assets and deferred outflows and liabilities and deferred inflows – is one way of measuring the District's financial health or position. Over time, increases or decreases in the District's net position is an indicator of whether its financial position is improving or deteriorating. To assess the District's overall health one needs to consider additional non-financial factors, such as changes in the District's property tax base, the condition or need for improvements or expansion to existing school facilities, and student performance.

The District-wide financial statements are divided into two categories as follows:

- ***Governmental Activities:*** Most of the District's basic services are included here, such as regular and special education, maintenance and operation of plant services, transportation services and administrative services. Property taxes and state subsidies finance most of these activities.
- ***Business-type Activities:*** The District charges fees to cover the cost of its food services program.

## Fund Financial Statements

The fund financial statements provide more detailed information about the District's funds. These statements focus on the district's most significant or "major" funds – not the District as a whole. Funds are accounting components the District uses to keep track of specific sources of funding and spending on particular programs. Some funds are required by state law and by bond covenants. The District may establish other funds to control and manage money for particular purposes, such as repaying its long-term debts.

The District has three types of funds as follows:

**Governmental Funds:** Most of the District's basic services are included in governmental funds, which focus on the determination of financial position and change in financial position, not on income determination. They are reported on the modified accrual method of accounting, which measures cash and all other financial assets that can be readily converted to cash. Consequently, the governmental fund statements provide a detailed short-term view of the District's operations and the services it provides. These statements allow readers to determine whether there are more or fewer financial resources that can be spent in the near future to finance the District's programs. Because this information does not encompass the additional long-term focus of the District-wide statements, the differences between governmental activities (reported in the Statement of Net Position and the Statement of Activities) and governmental funds are reconciled in the financial statements.

**Proprietary Funds:** Services for which the District charges a fee are generally reported in proprietary funds. Proprietary funds are reported in the same way as the District-wide financial statements. The District's *Enterprise Funds* (one type of proprietary fund) are the same as its business-type activities but provide more detail and additional information, such as cash flows. The District currently has one enterprise fund, the food service fund.

In addition, the District has established an *Internal Service Fund* (another type of proprietary fund). This fund accounts for contributions from employees and the General Fund toward the District's self-funded health care programs and payment of related claims.

**Fiduciary Funds:** The District is the trustee, or *fiduciary*, for assets that belong to others, such as scholarship funds or student activity funds. The District is responsible for ensuring that the assets reported in these funds are used only for their intended purposes and by those to whom the assets belong. The District excludes these activities from the District-wide financial statements because it cannot use these assets to finance its operations.

### **Financial Analysis of the District as a Whole**

The District's total net position increased by \$1,580,787 during the year bringing the **deficit** net position to \$6,973,515 at June 30, 2020. (See Figure A-3). The improvement in financial position was primarily generated by governmental activities. Net position of the District's business type activities increased by \$103,407 for the year.

**Figure A-3**  
**Condensed Statement of Net Position**

	Governmental Activities		Business Type Activities		Total	
	2020	2019	2020	2019	2020	2019
Current and other assets	\$ 39,289,608	\$ 37,172,751	\$ 513,332	\$ 276,750	\$ 39,802,940	\$ 37,449,501
Capital Assets	88,492,561	91,638,465	-	-	88,492,561	91,638,465
<b>Total Assets</b>	<b>\$ 127,782,169</b>	<b>\$ 128,811,216</b>	<b>\$ 513,332</b>	<b>\$ 276,750</b>	<b>\$ 128,295,501</b>	<b>\$ 129,087,966</b>
Deferred Charge on Bond Refunding	\$ 38,440	\$ 71,450	\$ -	\$ -	\$ 38,440	\$ 71,450
Deferred Outflows - Pension Expense	11,130,940	12,701,796	-	-	11,130,940	12,701,796
Deferred Outflows - Other Postemployment Benefits	581,323	489,130	-	-	581,323	489,130
<b>Total Deferred Outflows</b>	<b>\$ 11,750,703</b>	<b>\$ 13,262,376</b>	<b>\$ -</b>	<b>\$ -</b>	<b>\$ 11,750,703</b>	<b>\$ 13,262,376</b>
Long-term debt outstanding	\$ 132,402,645	\$ 138,587,469	\$ -	\$ -	\$ 132,402,645	\$ 138,587,469
Other Liabilities	10,368,730	10,041,206	184,262	51,087	10,552,992	10,092,293
<b>Total Liabilities</b>	<b>\$ 142,771,375</b>	<b>\$ 148,628,675</b>	<b>\$ 184,262</b>	<b>\$ 51,087</b>	<b>\$ 142,955,637</b>	<b>\$ 148,679,762</b>
Deferred Inflows - Pension Expense	\$ 3,429,000	\$ 1,611,000	\$ -	\$ -	\$ 3,429,000	\$ 1,611,000
Deferred Inflows - Other Postemployment Benefits	\$ 635,082	\$ 613,882	\$ -	\$ -	\$ 635,082	\$ 613,882
<b>Total Deferred Inflows</b>	<b>\$ 4,064,082</b>	<b>\$ 2,224,882</b>	<b>\$ -</b>	<b>\$ -</b>	<b>\$ 4,064,082</b>	<b>\$ 2,224,882</b>
<b>Net Position</b>						
Net investment in capital assets	\$ 52,899,016	\$ 52,026,712	\$ -	\$ -	\$ 52,899,016	\$ 52,026,712
Restricted	12,800,293	12,987,313			12,800,293	12,987,313
Unrestricted	(73,001,894)	(73,793,990)	329,070	225,663	(72,672,824)	(73,568,327)
<b>Total Net Position</b>	<b>\$ (7,302,585)</b>	<b>\$ (8,779,965)</b>	<b>\$ 329,070</b>	<b>\$ 225,663</b>	<b>\$ (6,973,515)</b>	<b>\$ (8,554,302)</b>

The District's improved financial position is the product of many factors. The local economy continued to show improvement this year despite the presence of COVID -19. Overall, revenues were strong and expenditures well below anticipated levels. Revenues from earned income taxes and real estate transfer taxes have shown continued growth in the current year generating optimism that the local economy is growing. In addition, principal payments on bonds outpaced the depreciation recognized on fixed assets. The District has historically invested a portion of its surplus in its capital projects fund. These funds will be used to limit tax increases related to future projects. All of these factors combined to yield the current year's improvement in financial position.

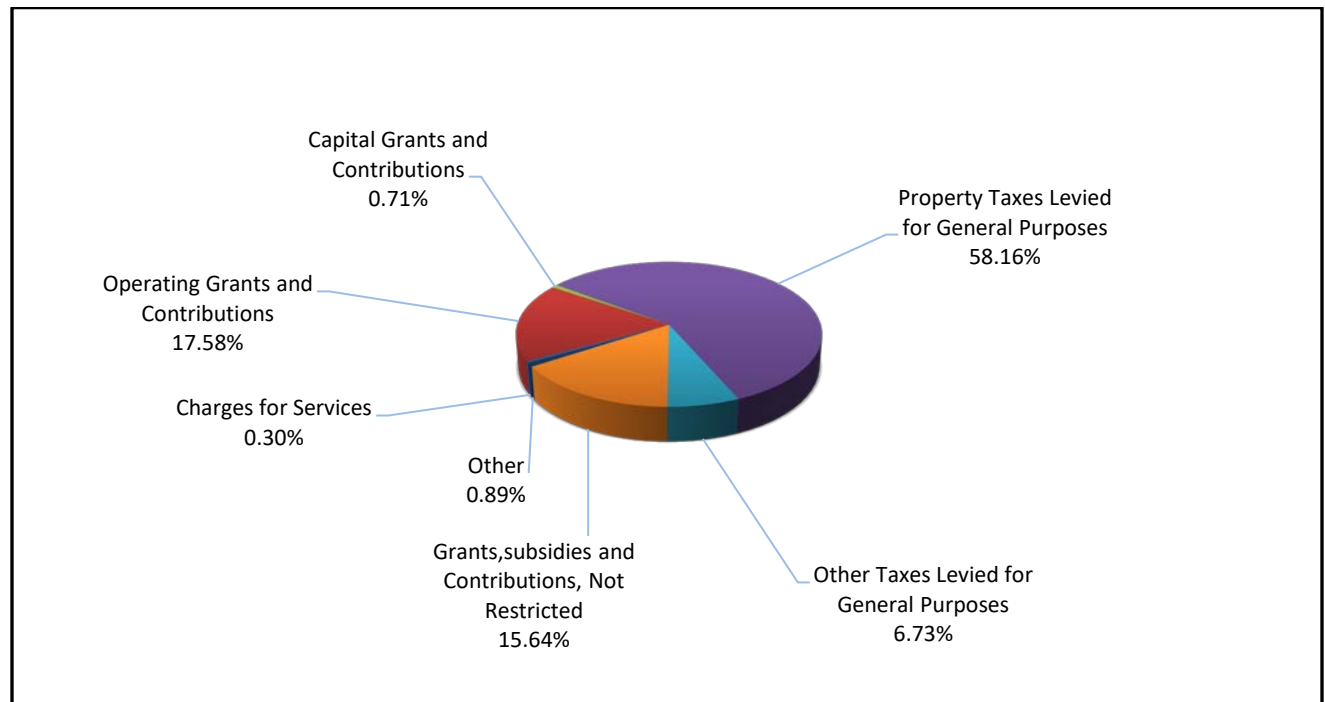
The results of this year's operations as a whole are presented in the Statement of Activities. All expenses are reported in the first column. Program revenues including specific charges, grants, revenues and subsidies that directly relate to specific expense categories are presented to determine the final amount of the District's activities that are supported by other general revenues. The two largest general revenues are property taxes assessed to community taxpayers (\$38,990,363) and the Basic Education Subsidy provided by the Commonwealth of Pennsylvania (\$8,523,519). These items represent 87% of general revenues. The Basic Education Subsidy was approximately \$169,000 (2%) higher than in 2018-2019. The District has seen modest increases in this area in the last several years.

The total cost of programs and services for governmental activities for the year ended June 30, 2020 was \$65,560,823. Direct instruction expenses account for 67.1% of this amount. (See Figures A-4 through A-6 for more details)

**Figure A-4,  
Changes in Net Position**

	Governmental Activities		Business Type Activities		Total	
	<u>2020</u>	<u>2019</u>	<u>2020</u>	<u>2019</u>	<u>2020</u>	<u>2019</u>
<b><u>Revenues</u></b>						
Program Revenues:						
Charges for Services	\$ 202,986	\$ 296,654	\$ 474,561	\$ 652,321	\$ 677,547	\$ 948,975
Operating grants and contributions	11,783,470	11,455,913	947,491	840,524	12,730,961	12,296,437
Capital Grants and Contributions	473,892	706,941			473,892	706,941
General Revenues:						
Property taxes levied for general purposes	38,990,363	38,412,652			38,990,363	38,412,652
Other taxes levied for general purposes	4,512,479	4,516,014			4,512,479	4,516,014
Grants, subsidies and contributions, not restricted	10,481,560	10,476,591			10,481,560	10,476,591
Other	593,453	872,974	11,092	13,664	604,545	886,638
<b>Total Revenues</b>	<b>\$ 67,038,203</b>	<b>\$ 66,737,739</b>	<b>\$ 1,433,144</b>	<b>\$ 1,506,509</b>	<b>\$ 68,471,347</b>	<b>\$ 68,244,248</b>
<b><u>Expenses</u></b>						
Instruction	\$ 43,965,397	\$ 43,530,944			\$ 43,965,397	\$ 43,530,944
Instructional Student Support	5,163,781	5,113,184			5,163,781	5,113,184
Administrative and Financial Support Services	7,355,469	7,126,665			7,355,469	7,126,665
Operation & Maintenance of Plant Services	5,075,524	4,975,280			5,075,524	4,975,280
Pupil Transportation	1,981,575	2,785,254			1,981,575	2,785,254
Other	2,019,077	2,151,505	1,329,737	1,441,203	3,348,814	3,592,708
<b>Total Expenses</b>	<b>\$ 65,560,823</b>	<b>\$ 65,682,832</b>	<b>\$ 1,329,737</b>	<b>\$ 1,441,203</b>	<b>\$ 66,890,560</b>	<b>\$ 67,124,035</b>
<b>Increase(Decrease) in Net Position</b>	<b>\$ 1,477,380</b>	<b>\$ 1,054,907</b>	<b>\$ 103,407</b>	<b>\$ 65,306</b>	<b>\$ 1,580,787</b>	<b>\$ 1,120,213</b>
Beginning Net Position	\$ (8,779,965)	\$ (9,834,872)	\$ 225,663	\$ 160,357	\$ (8,554,302)	\$ (9,674,515)
<b>Ending Net Position</b>	<b>\$ (7,302,585)</b>	<b>\$ (8,779,965)</b>	<b>\$ 329,070</b>	<b>\$ 225,663</b>	<b>\$ (6,973,515)</b>	<b>\$ (8,554,302)</b>

**Figure A-5**  
**Governmental Activities: Sources of Revenue for 2019-2020 Fiscal Year**



**Figure A-6**  
**Governmental Activities: Expenses for 2019-2020 Fiscal Year**

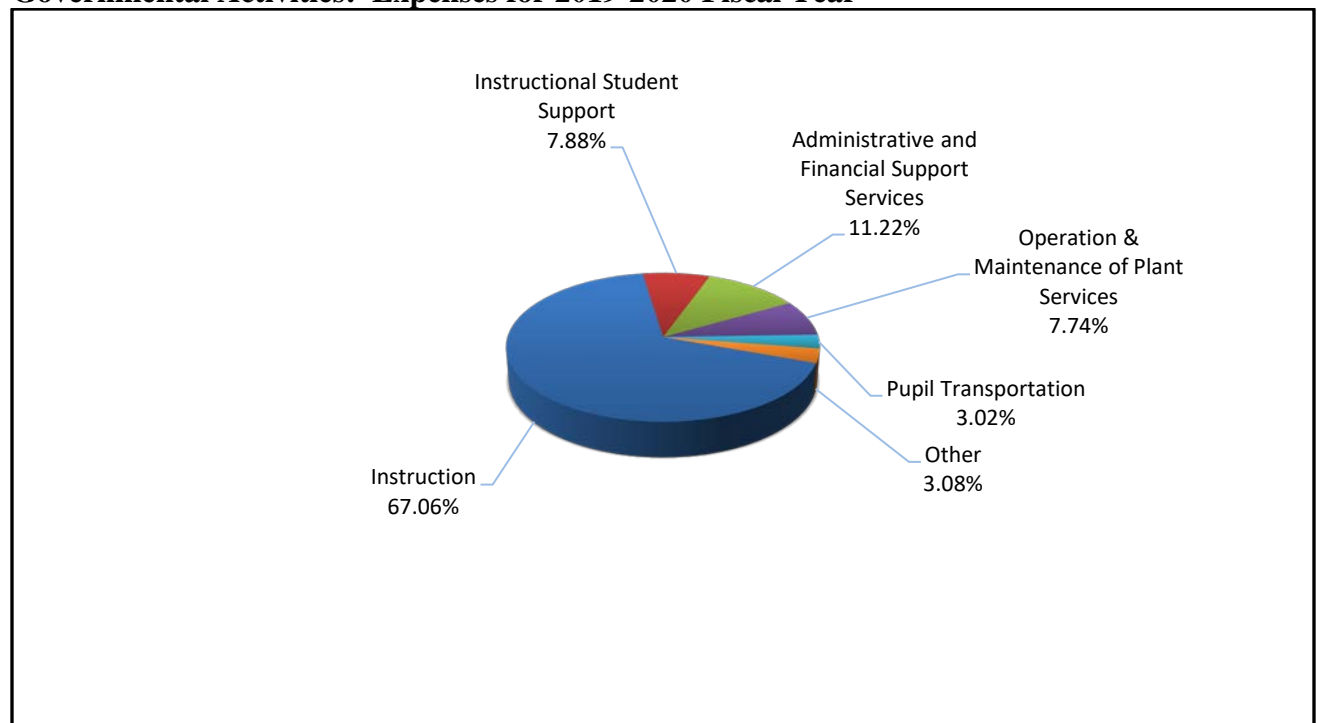


Figure A-7 presents the cost of six (6) major District activities: instruction, instructional student support, administrative and financial support services, operation and maintenance of plant services, pupil transportation, and other. The table also shows each activity's *net cost* (total cost less fees generated by the activities and governmental aid provided for *specific* programs). The net cost shows the financial burden placed on the District's taxpayers by each of these functions.

**Figure A-7**  
**Net Cost of Governmental Activities**

	Total Cost		Net Cost	
	<u>2020</u>	<u>2019</u>	<u>2020</u>	<u>2019</u>
Instruction	\$ 43,965,397	\$ 43,530,944	\$ 35,388,540	\$ 35,298,212
Instructional Student Support	5,163,781	5,113,184	4,392,306	4,302,476
Administrative and Financial Support Services	7,355,469	7,126,665	6,676,339	6,464,678
Operation & Maintenance of Plant Services	5,075,524	4,975,280	4,577,452	4,487,209
Pupil Transportation	1,981,575	2,785,254	682,409	1,393,302
Other	2,019,077	2,151,505	1,383,429	1,277,447
<b>Total Expenses</b>	<u>\$ 65,560,823</u>	<u>\$ 65,682,832</u>	<u>\$ 53,100,475</u>	<u>\$ 53,223,324</u>

Revenues from governmental activities exceeded related expenses, resulting in an increase in net position of \$1,477,380. Revenues exceeded expenses for business-type activities by \$103,407.

### Financial Analysis of the District's Funds

At June 30, 2020, governmental funds reported total fund balances of \$23,564,877 which represents an increase of \$1,022,224. Included in the fund group are the General Fund, which generated a surplus of \$1,540,465, and the Capital Projects Fund which generated a **deficit** of \$518,241. The deficit in the Capital Projects Fund is the result of expending funds for various capital projects throughout the District.

The District has committed \$8,830,745 of the General Fund Balance to provide for the future payment of post-employment health benefits, accumulated compensated absences, future retirement rate increases and future increases in Pottsgrove's share of the Western Montgomery Career and Technical Center budget. In addition, \$989,587 of General Fund Balance has been assigned as part of the 2020-2021 budget including \$178,094 for bus purchases. Please refer to the fund balance section of note 1 to these financial statements for definitions of the terms presented.

As previously noted, the business-type activities produced a profit of \$103,407 for the year ended June 30, 2020. Upon the closure of school due to COVID-19, the District switched from the traditional National School Lunch Program to the Seamless Summer Option. This resulted in larger subsidies for the meals provided. Since labor was reduced to a couple days each week, the District generated a larger profit for the year. Business-type activities have routinely generated modest profits or losses. In addition to the District-wide financial statements, food services are reported in greater detail in the proprietary fund statements.

The District maintains an internal service fund to service its self-funded healthcare programs. The District is a member of the Southeastern Pennsylvania Schools Trust (SEPaST), a healthcare benefits consortium geared toward generating cost savings for participating school districts. This fund generated a profit of \$572,842 for the year ended June 30, 2020 as compared to a profit of \$908,360 for the year ended June 30, 2019.

### **General Fund Budgetary Highlights**

The general fund generated a surplus of \$1,540,465 for the year ended June 30, 2020. The District adopted a budget for the fiscal year projecting a loss of \$900,300 before the budgetary reserve. This budget anticipated the need to use \$900,000 of the fund balance committed to defraying the impact of retirement rate increases in the 2019-2020 school year. Since the District generated a surplus for the prior year and the District did not need to use fund balance to offset retirement increases in that year, the increase in retirement contributions for 2019-2020 was not as large as anticipated. Therefore, the planned use of fund balance was not necessary for the 2019-2020 fiscal year. Below are a number of other issues that contributed to this relatively strong financial result.

We anticipated that the economy in Pottsgrove School District would remain stable when developing our 2019-2020 budget. Revenues were below budgeted amounts by approximately .5%.

Revenues from local sources were over budget by approximately .1% (\$67,000). Property transfer tax revenue came in approximately \$238,000 (46%) higher than budgeted. This is the result of two developments that began selling homes in the district last year. Earned income tax collections continue to rise and exceeded the amount budgeted by 4.4% (\$135,000). Interest earnings dropped dramatically this year coming in approximately \$240,000 (33%) less than budgeted. This resulted from a rapid decline in interest rates during the year which was not anticipated. Other local revenue streams including property taxes lagged below expectations.

State revenues were below budget by approximately \$120,000 (.6%). Since we budget \$140,000 for potential grants that were not received, State revenues were very close to target. The District's transportation subsidy is primarily based on the mileage driven with students on board. This subsidy was approximately \$100,000 under budget in the current year.

The District received approximately \$150,000 less than budgeted in its social security subsidy. The primary reason for this shortfall is due to the State failing to provide funding for the final quarter's social security subsidy. It appears that this funding has been incorporated in the State's 2020-2021 budget.

Federal revenues were under budget by approximately \$265,000 (23.6%). Since grant expenditures drive federal revenues, federal expenditures were under budget by a comparable amount.

Expenditures and other financing uses were under budget for the year ended June 30, 2020 (without considering the budgetary reserve of \$625,000) by approximately \$2,765,000 (4%). A discussion of some of the major areas of saving are presented below:

- Public education is a service industry. Salaries and benefits constitute approximately 70% of the District's budget. Actual expenses in these areas came in under budget by .8%. However, this represented a savings of approximately \$380,000.
- Due to COVID-19, the Governor of Pennsylvania shut down public schools on March 13, 2020. This closure continued for the remainder of the school year and had significant impact on the Districts expenditures in certain areas.
  - Since the State legislature passed Act 13 which mandated that all school employees were compensated as though they were continued to work, COVID-19 had limited impact on salaries and benefits.
  - Pupil transportation was not required during the last 3 months of the school year. This period typically represents our heaviest transportation period of the year due to the number of spring sports competitions. As a result, the District saved slightly more than \$1million (35%) in transportation costs. The purchase of 3 vehicles was delayed until next fiscal because the company providing the vehicles was closed. The contributed \$178,000 in savings. The remainder was due to curtailing transportation on March 13, 2020.
  - Facility related costs were under budget by approximately \$470,000 (9%). Due to the shutdown, utility consumption was lower than anticipated, custodial and maintenance overtime and substitute needs were reduced, and there was no need for school resource officers.



## Capital Asset and Debt Administration

### Capital Assets

At June 30, 2020, the District had investments of \$88,492,561 in a broad range of capital assets, including land, buildings, furniture, and equipment. (See Figure A-8.) More detailed information about capital assets can be found in the notes accompanying these financial statements. Total depreciation expense for the year was \$3,748,348.

**Figure A-8**  
**Capital Assets (net of depreciation)**

	Governmental Activities		Business Type Activities		Total		% Increase (Decrease)
	2020	2019	2020	2019	2020	2019	
Land & Land Improvements	\$ 5,805,196	\$ 6,046,517			\$ 5,805,196	\$ 6,046,517	-3.99%
Building & Building Improvements	75,549,036	78,182,846			75,549,036	78,182,846	-3.37%
Fixtures & Equipment	7,138,329	7,409,102	-	-	7,138,329	7,409,102	-3.65%
Construction in Progress	-	-	-	-	-	-	0.00%
<b>Total</b>	<b>\$88,492,561</b>	<b>\$91,638,465</b>	<b>\$ -</b>	<b>\$ -</b>	<b>\$88,492,561</b>	<b>\$91,638,465</b>	<b>-3.43%</b>

### Long-term Debt

At June 30, 2020, the District had \$35,264,000 in general obligation bonds outstanding. This is a decrease of \$4,013,000 which is due to annual principal contributions paid on the District's debt. More detailed information about the District's long-term liabilities can be found in the notes accompanying these financial statements.

There was a major change in pension reporting that took effect on July 1, 2014. As the result of implementing Governmental Accounting Standards Board (GASB) Statement No. 68, *Accounting and Financial Reporting for Pensions* and Statement No. 71, *Pension Transition for Contributions made Subsequent to the Measurement Date*, the District was required to recognize its proportionate share of the unfunded liability of the Public School Employees' Retirement System on its financial statements. This was a material change in financial reporting and more completely described in Note 9 to these financial statements. Please note that the Commonwealth of Pennsylvania is obligated to contribute at least 50% of employer contributions to this retirement plan. However, since these payments are remitted to the District in the form of a subsidy, they cannot be used to reduce the liability reflected on these financial statements. Pottsgrove School District's share of the net pension liability at June 30, 2020 is \$92,630,000.

Effective July 1, 2017, the District implemented GASB Statement No. 75, *Accounting and Financial Reporting for Postemployment Benefits Other Than Pensions*. This standard requires the District to recognize a liability for the net OPEB (Other Post Employment Benefits) liability in its government-wide financial statements. This was a material change in financial reporting that required net position to be restated as of July 1, 2017. This issue is more completely described in note 10 of these financial statements. Pottsgrove School District's net OPEB liability at June 30, 2020 is \$7,781,161.

## **Factors Affecting the District's Future**

Many financial and non-financial issues will impact the future fiscal strength of the District. Below are several major issues, which existed at the time these financial statements were prepared that could significantly impact the financial health of the District:

- The current state of the financial markets is impacting everyone. Public school districts are not exempt. However, the degree of the impact will vary from district to district. Over the years, Pottsgrove School District has been very conservative in its investment and financing practices. As a result, the impact may be less severe in Pottsgrove than in other districts that were more aggressive in these areas.
- Interest rates have returned to less than 1% eliminating the gains that were made in this area over the last several years. These rates will likely stay at very low levels for the foreseeable future as our economy attempts to recover from the financial impact of COVID-19.
- Financing of construction projects has become more difficult. It is important for governments to be able to stand on their own financial strength. Pottsgrove School District was successful in improving its bond rating over the past several years. Bond rating agencies have been pleased with the financial planning and conservative budget models in place at the District.
- The region's real estate market has continued to thrive. Pottsgrove has experienced growth in property transfer tax collections which indicates improvement in this area. The future of this market segment will have an impact on the District's financial outlook.
- The District's earned income tax collections continue to grow year over year. Since this has occurred for several years, it is being viewed as a trend toward higher earning capacity in the local economy. While we saw an increase in this revenue stream for the year ended June 30, 2020, we are anticipating a modest decline for the upcoming year due to the loss of jobs resulting from the pandemic.
- There has been a trend toward increasing enrollment in charter and cyber charter school programs in recent years. Since these schools are directly funded by district tuition payments, significant increases in enrollment by students residing in Pottsgrove will have a direct impact on the District budget. The District budgeted approximately \$2.3 million for these tuitions in its 2020-2021 budget. However, more than 50 students elected to attend cyber charter schools at the beginning of this school year based on the uncertainty of attending in-person education. Assuming cyber enrollment maintains the same level throughout the school year, this will result in an additional \$700,000 of tuition expense.
- The District has negotiated a collective bargaining agreement with our teachers. The agreement provides for average annual increases of approximately 3.45% through the 2021-2022 school year. The agreement will expire on June 30, 2022.

- The collective bargaining agreement with our custodial, maintenance and grounds staff was scheduled to expire on June 30, 2020. Due to the uncertainty surrounding COVID-19 and our inability to meet to negotiate a successor agreement, both parties agreed to a one-year extension of the agreement. The agreement will now expire on June 30, 2021.
- The Pennsylvania School Employees Retirement System trustees annually set the rates that school districts must contribute to their plan. The rate in effect for the year ended June 30, 2020 was 34.29% and the rate in effect for the 2020-2021 school year is 34.51%. Rates are projected to increase slowly over the next several years before capping out at approximately 38%. Once reaching the high point, rates are expected to remain at relatively high levels for up to 20 years. This will likely cause more challenges to the pension system in the future.

While Pottsgrove School District expects the Commonwealth to pay their share of these required payments, it has committed a portion of its General Fund balance to reduce the impact of the anticipated rate hikes. The committed funds will be used to phase in the impact of this increase over several years beginning in the 2020-2021 school year. The District has currently committed \$6,475,000 of its fund balance for this purpose.

- The District has recently completed a \$34 million renovation project at the Pottsgrove High School. The District financed this project in a manner that will not require an increase in property taxes. This has utilized the entire budget allotted to debt service through 2028. As a result, the District will need to rely on its Capital Projects Fund to finance improvements in other District buildings.
- Pennsylvania has historically funded a program entitled PlanCon which provided funding to districts to defray the cost of school building construction if they received approval. The PlanCon program is currently in a moratorium preventing any new project submissions. A commission was formed to define the future of this program. At a minimum, there is likely to be changes made in the process to achieve approval along with funding levels and timelines. Since future projects will likely require substantial debt service payments, the budgetary impact will require careful planning.
- The future source of funding for public education is uncertain. Over time the cost of education has increased while state and federal funding have remained relatively stable. As a result, a larger portion of the budget has been provided by the local tax base. Approximately 67% of revenues for the 2019-2020 school year were provided by local sources.
  - ❖ COVID-19 has had a significant negative impact on the State's largest revenue streams. Sales and use and personal income taxes account for nearly 75% of the State's budgeted revenues. Both were severely impacted by the closures mandated to slow the spread of the virus. The State's 2020-2021 budget is \$36.1 billion. We have recently heard estimates of a current budgetary shortfall of \$2 to \$4 billion. This generates concern over the State's ability to provide adequate funding to school districts in the upcoming budget year.

- ❖ Property taxes account for nearly 87% of all local revenues in 2019-2020. There has been an ongoing concern among Pennsylvania residents regarding the impact that local property taxes are having on them. Act 1 of 2006 “*The Taxpayer Relief Act*” provided some modest relief to taxpayers, but the concern remains. It is likely that more legislation will be proposed in the future to address this concern. Any change in tax policy will have a significant impact on the funding of public education.
- ❖ The Commonwealth recently adopted a new basic education funding formula. This determines how new funding is allocated to school districts across the state. While this defines a rational division of funds to districts, it does not address the question of the overall adequacy of the funding level.

### **Contacting the District’s Financial Management**

This financial report is designed to provide our citizens, taxpayers, parents, students, customers, investors and creditors with a general overview of the District’s finances and to demonstrate the District’s accountability for the money it receives. If you have any questions about this report or need additional financial information, contact the Business Office, Pottsgrove School District, 1301 Kauffman Road, Pottstown, PA 19464-2398.

POTTSGROVE SCHOOL DISTRICT

STATEMENT OF NET POSITION

June 30, 2020

	Governmental Activities	Business- Type Activities	Total
<b>ASSETS</b>			
Cash and investments	\$ 27,775,006	\$ 446,199	\$ 28,221,205
Internal balances	(16,084)	16,084	-
Taxes receivable, net	2,970,673	-	2,970,673
Intergovernmental receivables	2,915,092	37,184	2,952,276
Other receivables	11,253	93	11,346
Funds held by Southeastern Pennsylvania Schools Trust	5,633,668	-	5,633,668
Inventories	-	13,772	13,772
Capital assets not being depreciated	623,886	-	623,886
Capital assets, net of accumulated depreciation	87,868,675	-	87,868,675
<b>TOTAL ASSETS</b>	<b>127,782,169</b>	<b>513,332</b>	<b>128,295,501</b>
<b>DEFERRED OUTFLOWS OF RESOURCES</b>			
Deferred charge on bond refunding	38,440	-	38,440
Deferred outflows of resources for pension	11,130,940	-	11,130,940
Deferred outflows of resources for other postemployment benefits	581,323	-	581,323
<b>TOTAL DEFERRED OUTFLOWS OF RESOURCES</b>	<b>11,750,703</b>	<b>-</b>	<b>11,750,703</b>
<b>LIABILITIES</b>			
Accounts payable	1,606,068	121,321	1,727,389
Accrued interest	300,661	-	300,661
Accrued salaries and benefits	3,888,721	-	3,888,721
Payroll deductions and withholdings	429,523	-	429,523
Unearned revenues	39,828	62,941	102,769
Noncurrent liabilities, due within one year	4,103,929	-	4,103,929
Noncurrent liabilities:			
Bonds and notes payable, net	31,564,683	-	31,564,683
Long-term portion of compensated absences	426,801	-	426,801
Net pension liability	92,630,000	-	92,630,000
Net other postemployment benefit liabilities	7,781,161	-	7,781,161
<b>TOTAL LIABILITIES</b>	<b>142,771,375</b>	<b>184,262</b>	<b>142,955,637</b>
<b>DEFERRED INFLOWS OF RESOURCES</b>			
Deferred inflows of resources for pension	3,429,000	-	3,429,000
Deferred inflows of resources for other postemployment benefits	635,082	-	635,082
<b>TOTAL DEFERRED INFLOWS OF RESOURCES</b>	<b>4,064,082</b>	<b>-</b>	<b>4,064,082</b>
<b>NET POSITION</b>			
Net investment in capital assets	52,899,016	-	52,899,016
Restricted for capital projects	7,166,625	-	7,166,625
Restricted for health claims	5,633,668	-	5,633,668
Unrestricted (deficit)	(73,001,894)	329,070	(72,672,824)
<b>TOTAL NET POSITION (DEFICIT)</b>	<b>\$ (7,302,585)</b>	<b>\$ 329,070</b>	<b>\$ (6,973,515)</b>

See accompanying notes.

POTTSGROVE SCHOOL DISTRICT

STATEMENT OF ACTIVITIES

For the Year Ended June 30, 2020

Functions/Programs	Expenses	Program Revenue			Net (Expense) Revenue and Changes in Net Position		
		Charges for Services	Operating Grants and Contributions	Capital Grants and Contributions	Governmental Activities	Business-Type Activities	Total
<b>Governmental Activities</b>							
Instruction	\$ 43,965,397	\$ 9,489	\$ 8,567,368	\$ -	\$ (35,388,540)	\$ -	\$ (35,388,540)
Instructional student support	5,163,781	-	771,475	-	(4,392,306)	-	(4,392,306)
Administrative and financial support services	7,355,469	-	679,130	-	(6,676,339)	-	(6,676,339)
Operation and maintenance of plant services	5,075,524	45,473	452,599	-	(4,577,452)	-	(4,577,452)
Pupil transportation	1,981,575	110,226	1,188,940	-	(682,409)	-	(682,409)
Student activities	1,151,570	37,798	123,900	-	(989,872)	-	(989,872)
Community services	16,374	-	58	-	(16,316)	-	(16,316)
Interest on long-term debt	851,133	-	-	473,892	(377,241)	-	(377,241)
<b>Total Governmental Activities</b>	65,560,823	202,986	11,783,470	473,892	(53,100,475)	-	(53,100,475)
<b>Business-Type Activities</b>							
Food service	1,329,737	474,561	947,491	-	-	92,315	92,315
<b>Total Primary Government</b>	<u>\$ 66,890,560</u>	<u>\$ 677,547</u>	<u>\$ 12,730,961</u>	<u>\$ 473,892</u>	(53,100,475)	92,315	(53,008,160)
<b>General Revenues</b>							
Taxes:							
Property taxes					38,990,363	-	38,990,363
Public utility realty, earned income, and mercantile taxes					4,512,479	-	4,512,479
Grants, subsidies, and contributions not restricted to a specific program					10,481,560	-	10,481,560
Investment earnings					600,415	4,130	604,545
<b>Transfers</b>					(6,962)	6,962	-
<b>Total General Revenues and Transfers</b>					54,577,855	11,092	54,588,947
<b>Change in Net Position</b>					1,477,380	103,407	1,580,787
<b>Net Position (Deficit) - Beginning of Year</b>					(8,779,965)	225,663	(8,554,302)
<b>Net Position (Deficit) - End of year</b>					<u>\$ (7,302,585)</u>	<u>\$ 329,070</u>	<u>\$ (6,973,515)</u>

See accompanying notes.

**POTTSGROVE SCHOOL DISTRICT**

**BALANCE SHEET  
GOVERNMENTAL FUNDS**

**June 30, 2020**

	General	Capital Projects	Total Governmental Funds
<b>ASSETS</b>			
Cash and investments	\$ 18,669,784	\$ 7,178,598	\$ 25,848,382
Taxes receivable	3,021,987	-	3,021,987
Intergovernmental receivables	2,915,092	-	2,915,092
Other receivables	11,253	-	11,253
<b>TOTAL ASSETS</b>	<b>\$ 24,618,116</b>	<b>\$ 7,178,598</b>	<b>\$ 31,796,714</b>
<b>LIABILITIES, DEFERRED INFLOWS OF RESOURCES, AND FUND BALANCES</b>			
<b>LIABILITIES</b>			
Interfund payables	\$ 9,934	\$ -	\$ 9,934
Accounts payable	1,268,920	2,275	1,271,195
Accrued salaries and benefits	3,915,650	-	3,915,650
Payroll deductions and withholdings	429,523	-	429,523
Unearned revenues	39,828	-	39,828
<b>TOTAL LIABILITIES</b>	<b>5,663,855</b>	<b>2,275</b>	<b>5,666,130</b>
<b>DEFERRED INFLOWS OF RESOURCES</b>			
Unavailable revenue - property taxes	1,587,808	-	1,587,808
Unavailable revenue - earned income taxes	977,899	-	977,899
<b>TOTAL DEFERRED INFLOWS OF RESOURCES</b>	<b>2,565,707</b>	<b>-</b>	<b>2,565,707</b>
<b>FUND BALANCES</b>			
Restricted	-	7,176,323	7,176,323
Committed for:			
Future retirement rate increases	6,475,000	-	6,475,000
Compensated absences	350,000	-	350,000
Postemployment benefits	1,500,000	-	1,500,000
Vocational education	505,745	-	505,745
Assigned:			
Budgeted appropriations 2020-2021	811,493	-	811,493
School Buses	178,094	-	178,094
Unassigned	6,568,222	-	6,568,222
<b>TOTAL FUND BALANCES</b>	<b>16,388,554</b>	<b>7,176,323</b>	<b>23,564,877</b>
<b>TOTAL LIABILITIES, DEFERRED INFLOWS OF RESOURCES, AND FUND BALANCES</b>	<b>\$ 24,618,116</b>	<b>\$ 7,178,598</b>	<b>\$ 31,796,714</b>

See accompanying notes.

POTTSGROVE SCHOOL DISTRICT

RECONCILIATION OF THE GOVERNMENTAL FUNDS BALANCE SHEET TO THE  
GOVERNMENT-WIDE STATEMENT OF NET POSITION

June 30, 2020

Amounts reported for governmental activities in the statement of net position are different because:

<b>TOTAL FUND BALANCES - GOVERNMENTAL FUNDS</b>		\$	23,564,877
Capital assets used in governmental activities are not financial resources and, therefore, are not reported as assets in governmental funds. The cost of the assets is \$143,846,121 and the accumulated depreciation is \$55,353,560.			88,492,561
Property taxes and earned income taxes receivable will be collected this year, but are not available soon enough to pay for the current period's expenditures and, therefore, are reported as unavailable revenue in the funds adjusted for allowance for doubtful accounts.			2,514,393
Long-term liabilities, including bonds payable, are not due and payable in the current period and, therefore, are not reported as liabilities in the funds. Long-term liabilities at year end consist of:			
Bonds and notes payable	\$	(35,264,000)	
Accrued interest on bonds		(300,661)	
Unamortized bond premium		(377,683)	
Deferred charge on bond refunding		38,440	
Long-term portion of compensated absences		(426,801)	(36,330,705)
The net pension liability and related deferred outflows and inflows of resources for pensions are not reflected on the fund financial statements.			(84,928,060)
The net other postemployment benefit liabilities and related deferred outflows and inflows of resources for other postemployment benefits are not reflected on the fund financial statements.			(7,834,920)
An internal service fund is used by the District to charge the cost of health insurance claims to the individual funds. The assets and liabilities of the internal service fund are included with governmental activities.			7,219,269
<b>TOTAL NET POSITION (DEFICIT) - GOVERNMENTAL ACTIVITIES</b>		\$	<u><u>(7,302,585)</u></u>



POTTSGROVE SCHOOL DISTRICT

STATEMENT OF REVENUES, EXPENDITURES, AND CHANGES IN FUND BALANCES  
GOVERNMENTAL FUNDS

For the Year Ended June 30, 2020

	General	Capital Projects	Total Governmental Funds
<b>REVENUES</b>			
Local sources	\$ 44,908,619	\$ 105,513	\$ 45,014,132
State sources	20,957,431	-	20,957,431
Federal sources	855,501	-	855,501
<b>TOTAL REVENUES</b>	<b>66,721,551</b>	<b>105,513</b>	<b>66,827,064</b>
<b>EXPENDITURES</b>			
Current:			
Instructional services	40,344,199	-	40,344,199
Support services	18,738,467	341,305	19,079,772
Operation of noninstructional services	1,153,746	41,088	1,194,834
Capital outlay	-	241,361	241,361
Debt service:			
Principal	4,013,000	-	4,013,000
Interest	924,704	-	924,704
Refund of prior year revenue	8	-	8
<b>TOTAL EXPENDITURES</b>	<b>65,174,124</b>	<b>623,754</b>	<b>65,797,878</b>
<b>EXCESS (DEFICIENCY) OF REVENUES OVER EXPENDITURES</b>	<b>1,547,427</b>	<b>(518,241)</b>	<b>1,029,186</b>
<b>OTHER FINANCING USES</b>			
Transfers out	(6,962)	-	(6,962)
<b>TOTAL OTHER FINANCING USES</b>	<b>(6,962)</b>	<b>-</b>	<b>(6,962)</b>
<b>NET CHANGE IN FUND BALANCES</b>	<b>1,540,465</b>	<b>(518,241)</b>	<b>1,022,224</b>
<b>FUND BALANCES - BEGINNING OF YEAR</b>	<b>14,848,089</b>	<b>7,694,564</b>	<b>22,542,653</b>
<b>FUND BALANCES - END OF YEAR</b>	<b>\$ 16,388,554</b>	<b>\$ 7,176,323</b>	<b>\$ 23,564,877</b>

**POTTSGROVE SCHOOL DISTRICT**

**RECONCILIATION OF THE GOVERNMENTAL FUNDS STATEMENT OF REVENUES,  
EXPENDITURES, AND CHANGES IN FUND BALANCES TO THE  
STATEMENT OF ACTIVITIES**

**For the Year Ended June 30, 2020**

**Amounts reported for governmental activities in the statement of activities are different because:**

**NET CHANGE IN FUND BALANCES - GOVERNMENTAL FUNDS** **\$ 1,022,224**

Governmental funds report capital outlays as expenditures. However, in the statement of activities, the cost of those assets is allocated over their estimated useful lives as depreciation expense.

Capital outlays	\$ 810,001	
Less: depreciation expense	(3,748,348)	
Less: loss on disposal of capital assets	<u>(207,557)</u>	(3,145,904)

Because some property taxes and earned income taxes will not be collected for several months after the District's year end, they are not considered as "available" revenues in the governmental funds.

218,109

Issuance of long-term debt (e.g. bonds) provides current financial resources to governmental funds, while the repayment of the principal of long-term debt consumes the current financial resources of governmental funds.

Repayment of bond principal	4,013,000	
Amortization of bond premium	66,423	
Amortization of deferred charge on bond refunding	<u>(33,010)</u>	4,046,413

Interest expense incurred on long-term debt in the statement of activities differs from the amount reported in the governmental funds because interest is recognized as an expenditure in the funds when it is due, and thus requires the use of current financial resources.

40,158

Some expenses reported in the statement of activities do not require the use of current financial resources and are not reported as expenditures in governmental funds. The difference in the amount incurred and amount paid of these activities is:

Compensated absences	(35,839)	
Net pension liability and related deferred outflows and inflows	(968,856)	
Net OPEB liability and related deferred outflows and inflows	<u>(271,767)</u>	(1,276,462)

An internal service fund is used by the District to charge the costs of health insurance claims to the individual funds. The net revenue (expense) is reported with governmental activities.

572,842

**CHANGE IN NET POSITION (DEFICIT) OF GOVERNMENTAL ACTIVITIES** **\$ 1,477,380**

**POTTSGROVE SCHOOL DISTRICT**

**STATEMENT OF NET POSITION  
PROPRIETARY FUNDS**

**June 30, 2020**

	<u>Enterprise Fund Food Service</u>	<u>Internal Service Fund</u>
<b>ASSETS</b>		
<b>CURRENT ASSETS</b>		
Cash and investments	\$ 446,199	\$ 1,926,624
Interfund receivables	16,084	-
Intergovernmental receivables	37,184	-
Other receivables	93	-
Inventories	13,772	-
Funds held by Southeastern Pennsylvania Schools Trust	-	5,633,668
<b>TOTAL ASSETS</b>	<u>513,332</u>	<u>7,560,292</u>
<b>LIABILITIES</b>		
<b>CURRENT LIABILITIES</b>		
Interfund payable	-	6,150
Accounts payable	121,321	334,873
Unearned revenues	62,941	-
<b>TOTAL LIABILITIES</b>	<u>184,262</u>	<u>341,023</u>
<b>NET POSITION</b>		
Restricted for health claims	-	5,633,668
Unrestricted	329,070	1,585,601
<b>TOTAL NET POSITION</b>	<u>\$ 329,070</u>	<u>\$ 7,219,269</u>

*See accompanying notes.*

POTTSGROVE SCHOOL DISTRICT

STATEMENT OF REVENUES, EXPENSES, AND CHANGES IN NET POSITION -  
PROPRIETARY FUNDS

For the Year Ended June 30, 2020

	Enterprise Fund Food Service	Internal Service Fund
<b>OPERATING REVENUES</b>		
Food service revenue	\$ 474,561	\$ -
Charges for services	-	7,181,879
<b>TOTAL OPERATING REVENUES</b>	474,561	7,181,879
<b>OPERATING EXPENSES</b>		
Contracted services	1,317,706	-
Supplies	11,533	-
Other operating expenses	498	-
Payment for health claims and administrative services	-	6,702,199
<b>TOTAL OPERATING EXPENSES</b>	1,329,737	6,702,199
<b>OPERATING (LOSS) INCOME</b>	(855,176)	479,680
<b>NONOPERATING REVENUES</b>		
Earnings on investments	4,130	93,162
State sources	41,022	-
Federal sources	906,469	-
<b>TOTAL NONOPERATING REVENUES</b>	951,621	93,162
<b>INCOME BEFORE TRANSFERS</b>	96,445	572,842
<b>TRANSFERS IN</b>	6,962	-
<b>CHANGE IN NET POSITION</b>	103,407	572,842
<b>NET POSITION - BEGINNING OF YEAR</b>	225,663	6,646,427
<b>NET POSITION - END OF YEAR</b>	\$ 329,070	\$ 7,219,269

See accompanying notes.

**POTTSGROVE SCHOOL DISTRICT**

**STATEMENT OF CASH FLOWS  
PROPRIETARY FUNDS**

**For the Year Ended June 30, 2020**

	<u>Enterprise Fund Food Service</u>	<u>Internal Service Fund</u>
<b>CASH FLOWS FROM OPERATING ACTIVITIES</b>		
Received from users	\$ 490,870	\$ 7,514,028
Payments for contracted services	(1,132,639)	-
Payments for other operating expenses	(12,031)	-
Payments for health claims and administrative expenses	<u>-</u>	<u>(6,946,805)</u>
<b>NET CASH (USED FOR) PROVIDED BY OPERATING ACTIVITIES</b>	(653,800)	567,223
<b>CASH FLOWS FROM NONCAPITAL FINANCING ACTIVITIES</b>		
State sources	44,776	-
Federal sources	<u>889,969</u>	<u>-</u>
<b>NET CASH PROVIDED BY NONCAPITAL FINANCING ACTIVITIES</b>	934,745	-
<b>CASH FLOWS FROM INVESTING ACTIVITIES</b>		
Earnings on investments	<u>4,130</u>	<u>93,162</u>
<b>NET INCREASE IN CASH AND CASH EQUIVALENTS</b>	285,075	660,385
<b>CASH AND CASH EQUIVALENTS - BEGINNING OF YEAR</b>	<u>161,124</u>	<u>1,266,239</u>
<b>CASH AND CASH EQUIVALENTS - END OF YEAR</b>	<u><u>\$ 446,199</u></u>	<u><u>\$ 1,926,624</u></u>

*See accompanying notes.*

POTTSGROVE SCHOOL DISTRICT

STATEMENT OF CASH FLOWS - CONTINUED  
PROPRIETARY FUNDS

For the Year Ended June 30, 2020

	Enterprise Fund Food Service	Internal Service Fund
<b><u>Reconciliation of Operating (Loss) Income to Net Cash</u></b>		
<b><u>(Used for) Provided by Operating Activities:</u></b>		
Operating (loss) income	\$ (855,176)	\$ 479,680
Adjustments to reconcile operating (loss) income to net cash (used for) provided by operating activities:		
Donated commodities used	88,219	-
Changes in assets and liabilities:		
Interfund receivables	2,762	332,149
Other receivables	(45)	-
Funds held by Southeastern Pennsylvania Schools Trust	-	(303,016)
Interfund payables	-	6,150
Accounts payable	96,848	52,260
Unearned revenues	13,592	-
	<u>201,376</u>	<u>87,543</u>
<b>NET CASH (USED FOR) PROVIDED BY OPERATING ACTIVITIES</b>	<b><u><u>\$ (653,800)</u></u></b>	<b><u><u>\$ 567,223</u></u></b>

**NONCASH NONCAPITAL FINANCING ACTIVITIES**

During the year, the District used \$88,219 of commodities from the U.S. Department of Agriculture.

**POTTSGROVE SCHOOL DISTRICT**

**STATEMENT OF NET POSITION  
FIDUCIARY FUNDS**

**June 30, 2020**

	Private Purpose Trust Funds	Agency Funds (Student Activities)
<b>ASSETS</b>		
<b>CURRENT ASSETS</b>		
Cash and investments	\$ 58,080	\$ 133,438
<b>TOTAL ASSETS</b>	58,080	<u>\$ 133,438</u>
<b>LIABILITIES</b>		
<b>CURRENT LIABILITIES</b>		
Other current liabilities	-	\$ 133,438
<b>TOTAL LIABILITIES</b>	-	<u>\$ 133,438</u>
<b>NET POSITION HELD IN TRUST FOR SCHOLARSHIPS</b>	<u>\$ 58,080</u>	

POTTSGROVE SCHOOL DISTRICT

STATEMENT OF CHANGES IN NET POSITION  
FIDUCIARY FUNDS

For the Year Ended June 30, 2020

	Private Purpose Trust Funds
<b>ADDITIONS</b>	
Contributions	\$ 600
Earnings on investments	751
<b>TOTAL ADDITIONS</b>	1,351
<b>DEDUCTIONS</b>	
Scholarships	8,050
<b>CHANGE IN NET POSITION</b>	(6,699)
<b>NET POSITION - BEGINNING OF YEAR</b>	64,779
<b>NET POSITION - END OF YEAR</b>	<u>\$ 58,080</u>



## **POTTSGROVE SCHOOL DISTRICT**

### **NOTES TO BASIC FINANCIAL STATEMENTS**

**June 30, 2020**

Pottsgrove School District (the "District") is located in Montgomery County, Pennsylvania. The District's tax base consists of the townships of Lower Pottsgrove, Upper Pottsgrove, and West Pottsgrove.

Pottsgrove School District was organized July 2, 1956, under the provision of Act 150 of the Pennsylvania legislation. Pottsgrove School District is governed by a board of nine school directors who are residents of the school district and who are elected every two years, on a staggered basis, for a four-year term. The board of school directors has the power and duty to establish, equip, furnish, and maintain a sufficient number of elementary, secondary, and other schools necessary to educate every person residing in such district, between the ages of 6 and 21 years, who may attend.

In order to establish, enlarge, equip, furnish, operate, and maintain any school herein provided, or to pay any school indebtedness which the District is required to pay, or to pay an indebtedness that may at any time hereafter be created by the District, the board of school directors are vested with all the necessary authority and power annually to levy and collect the necessary taxes required and granted by the legislature, in addition to the annual state appropriation, and are vested with all necessary power and authority to comply with and carry out any or all of the provisions of the Public School Code of 1949.

#### **NOTE 1 - SUMMARY OF SIGNIFICANT ACCOUNTING POLICIES**

---

The financial statements of Pottsgrove School District have been prepared in accordance with accounting principles generally accepted in the United States of America (GAAP) as applied to governmental units. The Governmental Accounting Standards Board (GASB) is the authoritative standard-setting body for the establishment of governmental accounting and financial reporting principles. The more significant of these accounting principles are as follows:

##### **A. Reporting Entity**

As required by generally accepted accounting principles, the financial statements of the reporting entity include those of the District and its component units.

The District used guidance contained in generally accepted accounting principles to evaluate the possible inclusion of related entities (authorities, boards, councils, etc.) within its reporting entity. Accounting principles generally accepted in the United States of America require that the reporting entity consists of the primary government and legally separate entities for which the primary government is financially accountable. In addition, the primary government may determine through the exercise of management's professional judgment that the inclusion of a legally separate entity that does not meet the financial accountability criteria is necessary in order to prevent the reporting entity's financial statements from being misleading. In such instances, the legally separate entity should be included as a component unit if the nature and significance of their relationship with the primary government or other component units are such that the exclusion from the financial reporting entity would render the financial reporting entity's financial statements incomplete or misleading. In evaluating how to define the reporting entity, management has considered all potential component units.

**POTTSGROVE SCHOOL DISTRICT**  
**NOTES TO BASIC FINANCIAL STATEMENTS**

**June 30, 2020**

**NOTE 1 - SUMMARY OF SIGNIFICANT ACCOUNTING POLICIES - CONTINUED**

---

**A. Reporting Entity - continued**

Based on the foregoing criteria, the District has determined it has no component units.

Governments commonly enter into special arrangements with each other to provide or obtain needed services. A common type of such an arrangement is a joint venture. In addition to joint ventures, governments also enter into contracts to plan for and address certain activities for their mutual benefits; i.e., a jointly governed organization. The District has one of each of these relationships:

**Joint Venture:** The District is a participating member of the Western Montgomery Career and Technology Center. See Note 11 for details of involvement and financial information of the joint venture.

**Jointly Governed Organizations:** The District is a participating member of Montgomery County Intermediate Unit (MCIU). MCIU is run by a joint committee consisting of members from each participating district. No participating district appoints a majority of the joint committee. The board of school directors of each participating district must approve MCIU's annual operating budget.

MCIU is a self-sustaining organization that provides services for fees to participating districts. As such, the District has no ongoing financial interest or responsibility in MCIU. MCIU contracts with participating districts to supply special education services, computer services, and to act as a conduit for certain federal programs.

**B. Basis of Presentation - Government-Wide Financial Statements**

Government-wide financial statements (i.e., the statement of net position and the statement of activities) display information about the reporting entity, except for its fiduciary activities. All fiduciary activities are reported only in the fund financial statements. The government-wide statements include separate columns for the governmental and business-type activities of the primary government, as well as any discretely presented component units. Governmental activities, which normally are supported by taxes, intergovernmental revenues, and other nonexchange transactions, are reported separately from business-type activities which rely, to a significant extent, on fees and charges for support. Likewise, the primary government is reported separately from the legally separate component units for which the primary government is financially accountable.

**POTTSGROVE SCHOOL DISTRICT**  
**NOTES TO BASIC FINANCIAL STATEMENTS**

**June 30, 2020**

**NOTE 1 - SUMMARY OF SIGNIFICANT ACCOUNTING POLICIES - CONTINUED**

---

**B. Basis of Presentation - Government-Wide Financial Statements - continued**

The statement of activities demonstrates the degree to which the direct expenses of a given function to the District are offset by the program revenues related to that function. Direct expenses are those that are directly related to and clearly identified with a function. Program revenues include 1) charges to customers or others who purchase, use, or directly benefit from services or goods provided by a given function; or 2) grants and contributions that are restricted to meet the operational or capital requirements of a function. Taxes and other items properly not included in program revenues are reported as general revenues.

As a general rule, the effect of interfund activity has been eliminated from the government-wide financial statements. Exceptions to this general rule are contributions made to any component units from the District's governmental funds and transfers between governmental funds and business-type and fiduciary funds. Elimination of these contributions would distort the direct costs and program revenues reported for the various functions concerned.

**C. Basis of Presentation - Fund Financial Statements**

The fund financial statements provide information about the government's funds, including its fiduciary funds. Separate financial statements are provided for governmental funds, proprietary funds, and fiduciary funds. The emphasis of fund financial statements is on major governmental and enterprise funds, each displayed in a separate column. All remaining governmental funds are aggregated and reported as nonmajor funds. Fiduciary funds are reported by fund type.

**The District Reports the Following Major Governmental Funds:**

**General Fund:** This fund is established to account for resources devoted to financing the general services that the District performs. Intergovernmental revenues and other sources of revenue used to finance the fundamental operations of the District are included in this fund. The fund is charged with all costs of operating the District for which a separate fund has not been established.

**Capital Projects Fund:** This fund is established to account for financial resources to be used for the acquisition or construction of major capital equipment and facilities (other than those financed by proprietary funds).

**The District Reports the Following Major Enterprise Fund:**

**Food Service Fund:** This fund accounts for all revenues, food purchases, and costs and expenses for the food service program. The food service fund is the District's only major enterprise fund where the intent of the governing body is that the costs of providing food services are covered by user charges and subsidies received.

**POTTSGROVE SCHOOL DISTRICT**  
**NOTES TO BASIC FINANCIAL STATEMENTS**

**June 30, 2020**

**NOTE 1 - SUMMARY OF SIGNIFICANT ACCOUNTING POLICIES - CONTINUED**

---

**C. Basis of Presentation - Fund Financial Statements - continued**

**Additionally, the District Reports the Following Fund Types:**

***Internal Service Fund:*** This fund accounts for the financing of services provided by one department or agency to the other governmental units. The District's internal service fund is a major proprietary fund used to account for the activity related to the District's self-insured medical, dental, and prescription drug plan. Since this fund supports largely governmental activities, its activity is included in governmental activities in the government-wide statements.

***Fiduciary Funds:*** The District's fiduciary funds are trust funds and agency funds. Trust funds are used to account for assets held by the District under a trust agreement for individuals, private organizations, or other governments and are, therefore, not available to support the District's own programs. The District's only trust funds are the private-purpose trust funds. Agency funds are custodial in nature (assets equal liabilities) and do not involve measurement of results of operations. The District's student activity fund is an agency fund.

During the course of operations, the government has activity between funds for various purposes. Any residual balances outstanding at year end are reported as interfund receivables and payables. While these balances are reported in fund financial statements, certain eliminations are made in the preparation of the government-wide financial statements. Balances between the funds included in governmental activities (i.e., the governmental and internal service funds) are eliminated so that only the net amount is included as internal balances in the governmental activities column. Similarly, balances between the funds included in business-type activities (i.e., the enterprise fund) are eliminated so that only the net amount is included as internal balances in the business-type activities column.

Further, certain activity occurs during the year involving transfers of resources between funds. In fund financial statements, these amounts are reported at gross amounts as transfers in/out. While reported in fund financial statements, certain eliminations are made in the preparation of the government-wide financial statements. Transfers between the funds included in governmental activities are eliminated so that only the net amount is included as transfers in the governmental activities column. Similarly, balances between the funds included in business-type activities are eliminated so that only the net amount is included as transfers in the business-type activities column.

POTTSGROVE SCHOOL DISTRICT

NOTES TO BASIC FINANCIAL STATEMENTS

June 30, 2020

NOTE 1 - SUMMARY OF SIGNIFICANT ACCOUNTING POLICIES - CONTINUED

---

**D. Measurement Focus and Basis of Accounting**

The accounting and financial reporting treatment is determined by the applicable measurement focus and basis of accounting. Measurement focus indicates the type of resources being measured such as *current financial resources* or *economic resources*. The basis of accounting indicates the timing of transactions or events for recognition in the financial statements.

The government-wide financial statements are reported using the *economic resources measurement focus* and the *accrual basis of accounting*. Revenues are recorded when earned and expenses are recorded when a liability is incurred, regardless of the timing of related cash flows. Property taxes are recognized as revenue in the year for which they are levied. Grants and similar items are recognized as revenue as soon as all eligibility requirements imposed by the provider have been met.

The governmental fund financial statements are reported using the *current financial resources measurement focus* and the *modified accrual basis of accounting*. Revenues are recognized as soon as they are both measurable and available. Revenues are considered to be available when they are collectible within the current period or soon enough thereafter to pay liabilities of the current period. For this purpose, the government considers revenues to be available if they are collected within 60 days of the end of the current fiscal period. Property taxes and interest associated with the current fiscal period is considered to be susceptible to accrual and so has been recognized as revenue of the current fiscal period. Expenditure-driven grants are recognized as revenue when the qualifying expenditures have been incurred and all other eligibility requirements have been met. If time eligibility requirements are not met, deferred inflows of resources would be recorded. All other revenue items are considered to be measurable and available only when cash is received by the government.

Expenditures generally are recorded when a liability is incurred, as under accrual accounting. However, debt service expenditures, as well as expenditures related to compensated absences, and claims and judgments, are recorded only when payment is due. General capital asset acquisitions are reported as expenditures in governmental funds. Issuance of long-term debt and acquisitions under capital leases are reported as other financing sources.

The proprietary fund is reported using the *economic resources measurement focus* and the *accrual basis of accounting*. Proprietary funds distinguish operating revenues and expenses from nonoperating items. Operating revenues and expenses generally result from providing services and producing and delivering goods in connection with a proprietary fund's principal ongoing operations. The principal operating revenues of the food service fund and internal service fund are charges to customers for sales and services provided. Operating expenses for proprietary funds include the cost of sales and services, administrative expenses, and depreciation on capital assets. All revenues and expenses not meeting this definition are reported as nonoperating revenues and expenses. Federal and state subsidies are considered non-operating revenues as no exchange transaction occurs.

**POTTSGROVE SCHOOL DISTRICT**  
**NOTES TO BASIC FINANCIAL STATEMENTS**

**June 30, 2020**

**NOTE 1 - SUMMARY OF SIGNIFICANT ACCOUNTING POLICIES - CONTINUED**

---

**D. Measurement Focus and Basis of Accounting - continued**

The trust fund is reported using the *accrual basis of accounting*. The agency fund has no measurement focus but utilizes the *accrual basis of accounting* for reporting its assets and liabilities.

**E. Budgetary Process**

An operating budget is adopted prior to the beginning of each year for the General Fund on the modified accrual basis of accounting. The General Fund is the only fund for which a budget is legally required.

In accordance with Act 1 of 2006, the board shall annually, but not later than 110 days before the primary election, decide the budget option to be used for the following fiscal year. The board shall approve either the Accelerated Budget Process Option or the Board Resolution Option.

**Accelerated Budget Process Option**

Under this option, a preliminary budget must be adopted 90 days prior to the primary election. The preliminary budget must be available for public inspection at least 20 days prior to the budget adoption. The board shall give public notice of its intent to adopt the preliminary budget at least 10 days prior to the adoption.

If the primary budget exceeds the increase authorized by the Index, an application for an exception may be filed with the Pennsylvania Department of Education and made available for public inspection. The board may opt to forego applying for an exception by submitting a referendum question seeking voter approval for a tax increase, in accordance with Act 1.

The final budget shall include any necessary changes from the adopted preliminary budget. Any reduction required as the result of the failure of referendum shall be clearly stated. The final budget shall be made available for public inspection at least 20 days prior to final adoption. The board shall annually adopt the final budget by a majority vote of all members of the board prior to June 30.

**Board Resolution Option**

Under the Board Resolution Option, the board shall adopt a resolution that it will not raise the rate of any tax for the following fiscal year by more than the Index. Such resolution shall be adopted no later than 110 days prior to the primary election. At least 30 days prior to adoption of the final budget, the board shall prepare a proposed budget. The proposed budget shall be available for public inspection at least 20 days prior to adoption of the budget. The board shall give public notice of its intent to adopt at least 10 days prior to adoption of the proposed budget. The board shall annually adopt the final budget by a majority vote of all members of the board by June 30.

**POTTSGROVE SCHOOL DISTRICT**  
**NOTES TO BASIC FINANCIAL STATEMENTS**

**June 30, 2020**

**NOTE 1 - SUMMARY OF SIGNIFICANT ACCOUNTING POLICIES - CONTINUED**

---

**E. Budgetary Process - continued**

Legal budgetary control is maintained at the sub-function/major object level. The PA School Code allows the school board to make budgetary transfers between major function and major object codes only within the last nine months of the fiscal year, unless there is a two-thirds majority of the board approving the transfer. Appropriations lapse at the end of the fiscal period. Budgetary information reflected in the financial statements is presented at or below the level of budgetary control and includes the effect of approved budget amendments.

**F. Financial Position**

**1. Cash and Cash Equivalents**

The District considers highly-liquid investments with an original maturity of three months or less when purchased to be cash equivalents.

**2. Investments**

Investments are valued at fair value in accordance with Governmental Accounting Standards Board Statement No. 72, *Fair Value Measurement and Application*, except for investments in external investment pools, which are valued at amortized costs if required criteria are met as outlined in Governmental Accounting Standards Board Statement No. 79, *Certain External Investment Pools and Pool Participants*.

The District categorizes its fair value measurements within the fair value hierarchy established by generally accepted accounting principles. The hierarchy is based on the valuation inputs used to measure fair value of the asset. Level 1 inputs are quoted prices in active markets for identical assets; Level 2 inputs are significant other observable inputs; Level 3 inputs are significant unobservable inputs.

**3. Interfund Transactions**

Activity between funds that is representative of lending/borrowing arrangements outstanding at the end of the year are referred to as "interfund receivables/payables." Any residual balances outstanding between the governmental and business-type activities are reported in the government-wide financial statements as "internal balances."

**4. Inventories**

On government-wide financial statements, inventories are presented at the lower of cost or market on a first-in, first-out basis and are expensed when used.

Inventories of the governmental funds, consisting principally of textbooks and instructional supplies, are not valued since it is the policy of the District to charge these items to expense upon acquisition.

POTTSGROVE SCHOOL DISTRICT

NOTES TO BASIC FINANCIAL STATEMENTS

June 30, 2020

NOTE 1 - SUMMARY OF SIGNIFICANT ACCOUNTING POLICIES - CONTINUED

---

F. Financial Position - continued

4. Inventories - continued

Inventories of the enterprise fund consisting of federal donated commodities are valued at their fair market value as determined by the U.S. Department of Agriculture at the date of donation, using the first-in, first-out method. The inventories on-hand at June 30, 2020, consist of the following:

Donated commodities	<u>\$ 13,772</u>
---------------------	------------------

5. Capital Assets, Depreciation, and Amortization

The District's capital assets, with useful lives of more than one year are stated at historical cost and comprehensively reported in the government-wide financial statements. Proprietary capital assets are also reported in their respective financial statements. The reported value excludes normal maintenance and repairs which are essentially amounts spent in relation to capital assets that do not increase the capacity or efficiency of the item or extend its useful life beyond the original estimate. Donated capital assets are recorded at the estimated fair value of the item at the date of donation.

The District generally capitalizes assets with costs of \$2,500 or more as purchase and construction outlays occur. Management has elected to include certain homogeneous asset categories with individual assets less than \$2,500 as composite groups for financial reporting purposes. Assets purchased or constructed with long-term debt may be capitalized regardless of the threshold established. The costs of normal maintenance and repairs that do not add to the asset value or materially extend useful lives are not capitalized. Construction in progress is stated at cost and consists primarily of costs incurred on construction projects. No provision for depreciation is made on construction in progress until the assets are complete and placed into service. Capital assets are depreciated using the straight-line method. When capital assets are disposed, the cost and applicable accumulated depreciation are removed from the respective accounts, and the resulting gain or loss is recorded in operations.

Estimated useful lives for depreciable assets are as follows:

Assets	Years
Building and building improvements	15 - 50
Site improvements	15 - 20
Furniture and equipment	3 - 20



**POTTSGROVE SCHOOL DISTRICT**  
**NOTES TO BASIC FINANCIAL STATEMENTS**

**June 30, 2020**

**NOTE 1 - SUMMARY OF SIGNIFICANT ACCOUNTING POLICIES - CONTINUED**

---

**F. Financial Position - continued**

**6. Valuation of Long-Lived Assets**

Long-lived assets to be held and used are required to be reviewed for impairment whenever events or changes in circumstances indicate that the carrying amount of an asset may not be recoverable. In general, any long-lived assets to be disposed of are reported at the lower of carrying amount or fair value less cost to sell. The District periodically evaluates the recoverability of its long-lived assets, including real estate and improvements and deferred costs, using objective methodologies. Such methodologies include evaluations based on cash flows generated by the underlying assets or other determinants of fair value. None of the District's long-lived assets were considered to be impaired as of June 30, 2020.

**7. Unearned Revenues**

Revenues that are received but not earned are reported as unearned revenues in the government-wide, governmental and proprietary fund financial statements. Unearned revenues arise when resources are received prior to the incurrence of qualifying expenditures. In subsequent periods, when both revenue recognition criteria are met, or when the District has legal claim to the resources, the liability for unearned revenue is removed from the respective financial statements and revenue is recognized.

**8. Compensated Absences**

District policies permit employees to accumulate earned but unused vacation and sick days based on employment agreements. Payments for vacation and sick pay are expensed as paid in the governmental fund statements. Accumulated vacation and sick leave that is expected to be liquidated with expendable available financial resources and that has matured is reported as an expenditure and a fund liability in the governmental fund that will pay it. Accumulated vacation or sick leave that is not expected to be liquidated with expendable available financial resources and that has not matured is reported as a long-term liability in the proprietary funds and the government-wide financial statements and is expensed as incurred.

**9. Long-Term Obligations**

In the government-wide financial statements, long-term debt, and other long-term obligations are reported as liabilities in the applicable governmental or business-type activity columns in the statement of net position. This same treatment also applies to proprietary fund financial statements. Bond premiums and discounts are deferred and amortized over the life of the bonds using the straight-line method. Bonds payable are reported net of the applicable bond premium or discount. Other bond issuance costs are expensed at the time the debt is issued.

In the fund financial statements, governmental fund types recognized bond premiums and discounts, as well as bond issuance costs, during the current period. The face amount of debt issued and original issue discounts or premiums are reported as other financing sources and uses. Issuance costs and underwriter's discount, whether or not withheld from the actual debt proceeds received, are reported as debt service expenditures.

**POTTSGROVE SCHOOL DISTRICT**

**NOTES TO BASIC FINANCIAL STATEMENTS**

**June 30, 2020**

**NOTE 1 - SUMMARY OF SIGNIFICANT ACCOUNTING POLICIES - CONTINUED**

---

**F. Financial Position - continued**

**10. Pension**

The District contributes to the Public School Employees Retirement System (PSERS), a cost-sharing multiple-employer defined benefit pension plan. The District accounts for the plan under the provisions of GASB Statement No. 68, which establishes standards for the measurement, recognition, and display of pension expense and related liabilities, deferred outflows and deferred inflows of resources related to pension, certain required supplementary information, and note disclosures.

For the purpose of measuring net pension liability, deferred outflows of resources, and deferred inflows of resources related to pension and pension expense, information about the fiduciary net position of the (PSERS) and additions to/deductions from PSERS's fiduciary net position have been determined on the same basis as they are reported by PSERS. For this purpose, benefit payments (including refund of employee contributions) are recognized when due and payable in accordance with the benefit terms. Investments are reported at fair value.

**11. Other Postemployment Benefits (OPEB)**

The District's other postemployment benefit plans are accounted for under the provisions of GASB Statement No. 75, which establishes standards for the measurement, recognition, and display of other postemployment benefit expense and related liabilities, deferred outflows and deferred inflows of resources related to other postemployment benefits, certain required supplementary information, and note disclosures. The District provides OPEB under the following two plans:

PSERS OPEB Plan

For purposes of measuring the net OPEB liability, deferred outflows of resources and deferred inflows of resources related to OPEB and OPEB expense, information about the fiduciary net position of PSERS and additions to/deductions from PSERS' fiduciary net position have been determined on the same basis as they are reported by PSERS. For this purpose, benefit payments are recognized when due and payable in accordance with the benefit terms. Investments are reported at fair value.

District OPEB Plan

The District sponsors a single-employer defined benefit OPEB plan. For purposes of measuring the total OPEB liability, deferred outflows of resources and deferred inflows of resources related to OPEB and OPEB expense, information about the fiduciary net position of the OPEB plan and additions to/deductions from the plan's fiduciary net position have been determined on the same basis as they are reported by the plan. For this purpose, the plan recognizes benefit payments when due and payable in accordance with the benefit terms. The District OPEB plan is unfunded.

POTTSGROVE SCHOOL DISTRICT

NOTES TO BASIC FINANCIAL STATEMENTS

June 30, 2020

NOTE 1 - SUMMARY OF SIGNIFICANT ACCOUNTING POLICIES - CONTINUED

---

F. Financial Position - continued

**12. Deferred Outflows/Inflows of Resources**

In addition to assets, the statement of net position will sometimes report a separate section for deferred outflows of resources. This separate financial statement element, deferred outflows of resources, represents a consumption of net position that applies to a future period(s) and so will not be recognized as an outflow of resources (expenses) until then. The District has three items that qualify for reporting in this category:

*Deferred charge on bond refunding* results from the difference in the carrying value of refunded debt and its reacquisition price. This amount is deferred and amortized over the shorter of the life of the refunded or refunding debt.

*Deferred outflows of resources for pension* relate to the District's net pension liability and pension expense and arise from changes in assumptions, actual versus expected results, changes in benefits, variances in expected versus actual investment earnings, changes in the employer's proportion, differences between employer contributions and the proportionate share of total contributions reported by the pension plan, or changes in the internal allocation of the net pension liability between governmental and business-type activities or funds. These amounts are deferred and amortized over either a closed 5-year period or the average remaining service life of all employees depending on what gave rise to the deferred outflow. Also included are contributions made to the pension plan subsequent to the measurement date and prior to the District's year end. The contributions will be recognized as a reduction in net pension liability in the following year.

*Deferred outflows of resources for other postemployment benefit liabilities* relate to the District's liability for postemployment benefits other than pensions and related expenses and arise from the changes in assumptions, actual versus expected results, changes in benefits, variances in expected versus actual investment earnings, changes in the employer's proportion, differences between employer contributions and the proportionate share of total contributions reported by the plan, or changes in the internal allocation of the net other postemployment benefit liability between governmental and business-type activities or funds. These amounts are deferred and amortized over either a closed 5-year period or the average remaining service life of all employees depending on what gave rise to the deferred outflow. Also included are contributions or benefit payments made subsequent to the measurement date and prior to the District's year end. These payments will be recognized as a reduction to the net other postemployment benefit liability in the following year.

POTTSGROVE SCHOOL DISTRICT

NOTES TO BASIC FINANCIAL STATEMENTS

June 30, 2020

NOTE 1 - SUMMARY OF SIGNIFICANT ACCOUNTING POLICIES - CONTINUED

---

F. Financial Position - continued

**12. Deferred Outflows/Inflows of Resources - continued**

In addition to liabilities, the statement of net position will sometimes report a separate section for deferred inflows of resources. This separate financial statement element, deferred inflows of resources, represents an acquisition of net position that applies to a future period(s) and so will not be recognized as an inflow of resources (revenue) until that time. The District has three types of items that qualify for reporting in this category:

*Unavailable revenue* arises only under a modified accrual basis of accounting and is reported only in the governmental funds balance sheet. The governmental funds report unavailable revenues from two sources - property taxes and earned income taxes. These amounts are deferred and recognized as an inflow of resources in the period that the amounts become available.

*Deferred inflows of resources for pensions* relate to the District's net pension liability and pension expense and arise from changes in assumptions, actual versus expected results, changes in benefits, variances in expected versus actual investment earnings, changes in the employer's proportion, differences between employer contributions and the proportionate share of total contributions reported by the pension plan, or changes in the internal allocation of the net pension liability between governmental and business-type activities or funds. These amounts are deferred and amortized over either a closed 5-year period or the average remaining service life of all employees depending on what gave rise to the deferred inflow.

*Deferred inflows of resources for other postemployment benefit liabilities* relate to the District's liability for postemployment benefits other than pensions and related expenses and arise from changes in assumptions, actual versus expected results, changes in benefits, variances in expected versus actual investment earnings, changes in the employer's proportion, differences between employer contributions and the proportionate share of total contributions reported by the plan, or changes in the internal allocation of the other postemployment benefit liability between governmental and business-type activities or funds. These amounts are deferred and amortized over either a closed 5-year period or the average remaining service life of all employees depending on what gave rise to the deferred inflow.

**POTTSGROVE SCHOOL DISTRICT**

**NOTES TO BASIC FINANCIAL STATEMENTS**

**June 30, 2020**

**NOTE 1 - SUMMARY OF SIGNIFICANT ACCOUNTING POLICIES - CONTINUED**

---

**F. Financial Position - continued**

**13. Net Position**

Net position represents the difference between assets and deferred outflows of resources less liabilities and deferred inflows of resources. Net investment in the capital assets component of net position is comprised of capital assets, net of accumulated depreciation, reduced by the outstanding balances of any borrowings used for the acquisition, construction, or improvement of those assets. In addition, any deferred outflows of resources and/or deferred inflows of resources related to such capital assets or liabilities associated with the capital assets should also be added to or deducted from the overall net investment in capital assets. The restricted component of net position is used when there are limitations imposed on their use either through the enabling legislation adopted by a higher governmental authority or through external restrictions imposed by creditors, grantors, or laws or regulations of other governments. The remaining component of net position is unrestricted.

The District applies restricted resources first when an expense is incurred for purposes for which both the restricted and unrestricted components of net position are available.

**14. Fund Balance Policies and Flow Assumptions**

The fund balance of governmental funds is reported in various categories based on the nature of any limitations requiring the use of resources for specific purposes. The government itself can establish limitations on the use of resources through either a commitment (committed fund balance) or an assignment (assigned fund balance).

The restricted fund balance classification represents funds that are limited in use due to constraints for a specific purpose through restrictions by external parties, grant agreements, or enabling legislation.

The committed fund balance classification includes amounts that can be used only for the specific purposes determined by a formal action of the government's highest level of decision-making authority. The board of school directors is the highest level of decision-making authority for the government that can, by adoption of a resolution prior to the end of the fiscal year, commit fund balance. Once adopted, the limitation imposed by the resolution remains in place until a similar action is taken to remove or revise the limitation.

Amounts in the assigned fund balance classification are intended to be used by the government for specific purposes but do not meet the criteria to be classified as committed. The business administrator or designee may assign fund balance. Unlike commitments, assignments generally only exist temporarily. In other words, an additional action does not normally have to be taken for the removal of an assignment. Conversely, as discussed above, an additional action is essential to either remove or revise a commitment.

**POTTSGROVE SCHOOL DISTRICT**  
**NOTES TO BASIC FINANCIAL STATEMENTS**

**June 30, 2020**

**NOTE 1 - SUMMARY OF SIGNIFICANT ACCOUNTING POLICIES - CONTINUED**

---

**F. Financial Position - continued**

**14. Fund Balance Policies and Flow Assumptions - continued**

The unassigned fund balance of the general fund at the end of each fiscal year end shall not be less than 5% of the following year's projected budgeted expenditures. In any fiscal year where the District is unable to maintain this minimum reservation of fund balance as required in this section, the District shall not budget any amount of unassigned fund balance for the purpose of balancing the general fund budget until this level is achieved.

Sometimes the government will fund outlays for a particular purpose from both restricted and unrestricted resources (the total of committed, assigned, and unassigned fund balance). In order to calculate the amounts to report as restricted, committed, assigned, and unassigned fund balance in the governmental fund financial statements, a flow assumption must be made about the order in which the resources are considered to be applied.

The District's policy is to consume unrestricted fund balance in the following order:

- a. Committed fund balance to the extent that expenditures related to the commitment contributed to the excess of expenditures over revenues. If a plan for periodic use of committed fund balance is reviewed and approved by the school board, committed fund balance will not be reduced by more than the amount designated in the plan.
- b. Assigned fund balance to the extent that expenditures related to the assignment contributed to the excess of expenditures over revenues.
- c. Unassigned fund balance for any remaining excess of expenditures over revenues.

**G. Use of Estimates**

The preparation of financial statements in conformity with generally accepted accounting principles requires management to make estimates and assumptions that affect certain reported amounts and disclosures. Accordingly, actual results could differ from those estimates.

**POTTSGROVE SCHOOL DISTRICT**

**NOTES TO BASIC FINANCIAL STATEMENTS**

**June 30, 2020**

**NOTE 2 - STEWARDSHIP, COMPLIANCE, AND ACCOUNTABILITY**

---

**A. Compliance with Finance Related Legal and Contractual Provisions**

The District had no material violations of finance related legal and contractual provisions.

**B. Deficit Fund Balance or Net Position of Individual Funds**

For the year ended June 30, 2020, no individual funds had a deficit fund balance or net position.

**NOTE 3 - CASH AND INVESTMENTS**

---

Under Section 440.1 of the Public School Code of 1949, as amended, the District is permitted to invest funds in the following types of investments:

Obligations of (a) the United States of America or any of its agencies or instrumentalities backed by the full faith and credit of the United States of America, (b) the Commonwealth of Pennsylvania or any of its agencies or instrumentalities backed by the full faith and credit of the Commonwealth, or (c) any political subdivision of the Commonwealth of Pennsylvania or any of its agencies or instrumentalities backed by the full faith and credit of the political subdivision.

Deposits in savings accounts, time deposits, or share accounts of institutions insured by the Federal Deposit Insurance Corporation to the extent that such accounts are so insured and, for any amounts above the insured maximum, provided that approved collateral as provided by law, therefore, shall be pledged by the depository.

Pennsylvania Act 10 of 2016 became effective May 25, 2016, and expanded the permitted investment types to include commercial paper, bankers' acceptances, negotiable certificates of deposit, and insured bank deposit reciprocals as long as certain safeguards related to credit quality and maturity are met.

The deposit and investment policy of the District adheres to state statutes. There were no deposits or investment transactions during the year that were in violation of either the state statutes or the policy of the District.

**POTTSGROVE SCHOOL DISTRICT**

**NOTES TO BASIC FINANCIAL STATEMENTS**

**June 30, 2020**

**NOTE 3 - CASH AND INVESTMENTS - CONTINUED**

The breakdown of total cash and investments at June 30, 2020, is as follows:

Petty cash	\$ 1,316
Cash	3,489,090
Certificates of deposit	1,680,000
Pooled cash and investments	23,242,317
	<u>\$ 28,412,723</u>

**Deposits**

**Custodial Credit Risk**

Custodial credit risk is the risk that in the event of a bank failure, the government's deposits may not be returned. The District does have a policy for custodial credit risk on deposits. At June 30, 2020, the carrying amount of the District's deposits was \$5,169,090 and the bank balance was \$5,168,942. Of the bank balance, \$2,000,551 was covered by federal depository insurance, and \$3,168,391 was exposed to custodial credit risk, but covered by collateralization requirements in accordance with Act 72 of the 1971 Session of the General Assembly. Included in custodial credit risk above are certificates of deposit held by the District totaling \$1,680,000. All certificates mature in less than one year.

**Investments**

As of June 30, 2020, the District had the following investments:

	<u>Fair Value</u>
PA Local Government Investment Trust (PLGIT):	
PLGIT/ARM	\$ 438,098
PLGIT - Class	2,530,133
PLGIT/I - Class	1,578,842
PA School District Liquid Asset Fund (PSDLAF):	
MAX Account Balance	13,703,178
Full Flex Pool	<u>5,000,000</u>
Total	23,250,251
Less: reconciling items	<u>(7,934)</u>
Total investments	<u>\$ 23,242,317</u>



**POTTSGROVE SCHOOL DISTRICT**

**NOTES TO BASIC FINANCIAL STATEMENTS**

**June 30, 2020**

**NOTE 3 - CASH AND INVESTMENTS - CONTINUED**

---

**Investments - continued**

Certain external investments held by the District, based on portfolio maturity, quality, diversification, and liquidity measures, qualify for measurement at amortized cost at both the pool and participating government level consistent with GASB Statement No. 79. The District measures those investments, which include PLGIT and PSDLAF at amortized cost totaling \$23,250,251. All investments in external investment pools that are not registered with the Securities and Exchange Commission are subject to oversight by the Commonwealth of Pennsylvania.

A portion of the District's deposits are in the Pennsylvania Local Government Investment Trust (PLGIT) and the Pennsylvania School District Liquid Asset Fund (PSDLAF). PLGIT and PSDLAF act like a money market mutual fund in that the objective is to maintain a stable net asset value of \$1 per share, is rated by a nationally recognized statistical rating organization, and is subject to an independent annual audit.

PLGIT invests primarily in U.S. Treasury and federal agency securities and repurchase agreements secured by such obligations, as well as certain municipal obligations and collateralized or insured certificates of deposit. The fund manager intends to comply with guidelines similar to those mandated for money-market funds as contained in Rule 2a-7 of the Investment Company Act of 1940.

PLGIT/ARM is a program for the investment of bond proceeds only, consisting of a portfolio of the Trust which operates like a money market fund and individual portfolios of Investors. This option has no minimum initial investment requirement and has a minimum investment period of one day.

PLGIT - Class Shares are a flexible option within the PLGIT fund which requires no minimum balance, no minimum initial investment, and a one-day minimum investment period. Dividends are paid monthly.

PLGIT/I - Class Shares are an option in which the shares are invested and redeemed by the investor only through PLGIT's Easy Online Network ("EON"), the Trust's online account access system. This option requires a minimum initial investment of \$50,000 and limits redemptions and exchanges to two per calendar month. However, there is no minimum investment period.

The PSDMAX fund invests in U.S. treasury securities, U.S. government securities, its agencies and instrumentalities, and repurchase agreements, collateralized by such securities and contracted with highly-rated counterparties. Weighted average portfolio maturity for the fund is expected to be kept at or below 60 days. PSDMAX does not have limitations or restrictions on withdrawals.

**POTTSGROVE SCHOOL DISTRICT**

**NOTES TO BASIC FINANCIAL STATEMENTS**

**June 30, 2020**

**NOTE 3 - CASH AND INVESTMENTS - CONTINUED**

---

**Investments - continued**

The PSDLAF Full Flex Pool, as part of the Fixed-Income Series at PSDLAF, is fixed-term investments collateralized in accordance with Act 72 and invests in assets listed above as permitted under Section 440.1 of the Public School Code of 1949. The Fixed-Term Series are fixed-term investment vehicles with maturities depending upon the maturity date of each particular Fixed-Term Series. All investments in a Fixed-Term Series by a Settlor are intended to be deposited for the full term of the particular Fixed-Term Series; however, participants in the full flex pool may remove funds without early withdrawal penalty. Whether a Fixed-Term Series has only one Settlor or more than one Settlor participating in it, each certificate of deposit in which the monies in such Fixed-Term Series are invested is registered in the name of that particular Fixed-Term Series.

As of June 30, 2020, the entire PLGIT and PSDLAF book balance of \$23,242,317 is considered to be a cash equivalent for presentation on the government-wide and fund financial statements.

**Interest Rate Risk**

The District does not have a formal investment policy that limits investment maturities as a means of managing its exposure to fair value losses arising from increasing interest rates.

**Credit Risk**

The District does not have an investment policy that would limit its investment choices to certain credit ratings. As of June 30, 2020, the District's investments were rated as:

<u>Investments</u>	<u>Standard &amp; Poor's</u>
PLGIT	AAAm
PSDLAF	AAAm

**Concentration of Credit Risk**

The District does not have a policy that would limit the amount they may invest in any one issuer. As of June 30, 2020, the District has no investments subject to concentration of credit risk.

**Custodial Credit Risk**

For an investment, custodial credit risk is the risk that in the event of the failure of the counterparty the District will not be able to recover the value of its investments or collateral security that are in the possession of an outside party. The District has no investment subject to custodial credit risk.

**POTTSGROVE SCHOOL DISTRICT**

**NOTES TO BASIC FINANCIAL STATEMENTS**

**June 30, 2020**

**NOTE 4 - TAXES RECEIVABLE AND UNAVAILABLE REVENUE**

The District has three independently elected tax collectors who are responsible for collecting real estate taxes. Assessed values are established by the County Board of Assessment. All taxable real property was assessed at \$1,070,775,309. In accordance with Act 1 of 2006, the District received \$1,543,076 in property tax reduction funds for the 2019/2020 fiscal year. The District tax rate for the year ended June 30, 2020, was 38.102 mills (\$38.102 per \$1,000 of assessed valuation) as levied by the board of school directors. The schedule for real estate taxes levied for each fiscal year is as follows:

July 1	Levy date
July 1 - August 31	2% discount period
September 1 - October 31	Face payment period
November 1 - December 31	10% penalty period
January 15	All taxes unpaid become delinquent and are turned over for collection.

The District, in accordance with generally accepted accounting principles, recognized the delinquent and unpaid taxes receivable reduced by an allowance for uncollectible taxes as determined by administration. A portion of the net amount estimated to be collectible, which was measurable and available within 60 days, was recognized as revenue and the balance reported as unavailable revenue under deferred inflows of resources in the fund financial statements.

The balances at June 30, 2020, are as follows:

	Gross Taxes Receivable	Allowance for Uncollectible Taxes	Net Estimated to be Collectible	Tax Revenue Recognized	Unavailable Revenue
Real estate/interims	\$ 1,818,988	\$ 31,756	\$ 1,787,232	\$ 231,180	\$ 1,587,808
Earned income	1,119,100	19,558	1,099,542	141,201	977,899
Other	83,899	-	83,899	83,899	-
	<u>\$ 3,021,987</u>	<u>\$ 51,314</u>	<u>\$ 2,970,673</u>	<u>\$ 456,280</u>	<u>\$ 2,565,707</u>

**POTTSGROVE SCHOOL DISTRICT**

**NOTES TO BASIC FINANCIAL STATEMENTS**

**June 30, 2020**

**NOTE 5 - INTERGOVERNMENTAL RECEIVABLES**

---

The following schedule represents intergovernmental receivables at June 30, 2020:

	<u>General</u>	<u>Enterprise Food Service</u>
Commonwealth of Pennsylvania:		
Retirement	\$ 1,833,635	\$ -
Social Security	376,194	-
Food Service Program	-	1,502
Montgomery County Intermediate Unit -		
Special Education - Grants to States and Preschool	313,185	-
Medical Assistance Program	281,507	-
Federal Subsidies:		
Title I Grants to Local Education Agencies	98,346	-
English Language Acquisition State Grants	42	-
Student Support and Academic Enrichment Program	12,183	
COVID-19 Child Nutrition Cluster	-	35,682
	<u>\$ 2,915,092</u>	<u>\$ 37,184</u>
TOTAL		

**POTTSGROVE SCHOOL DISTRICT**

**NOTES TO BASIC FINANCIAL STATEMENTS**

**June 30, 2020**

**NOTE 6 - INTERFUND RECEIVABLES/PAYABLES AND TRANSFERS**

---

The following is a summary of interfund receivables and payables at June 30, 2020:

	<u>Interfund Receivables</u>	<u>Interfund Payables</u>
General Fund	\$ -	\$ 9,934
Enterprise Fund - Food Service	16,084	-
Internal Service	-	6,150
	<u>\$ 16,084</u>	<u>\$ 16,084</u>

Interfund receivables and payables exist as a result of a time lag between dates when payments between funds are made. All will be paid within one year.

Interfund transfers are summarized as follows:

	<u>Transfers In</u>	<u>Transfers Out</u>
General Fund	\$ -	\$ 6,962
Enterprise Fund - Food Service	6,962	-
	<u>\$ 6,962</u>	<u>\$ 6,962</u>

Transfers were made to cover food service doubtful accounts.

**POTTSGROVE SCHOOL DISTRICT**

**NOTES TO BASIC FINANCIAL STATEMENTS**

**June 30, 2020**

**NOTE 7 - CHANGES IN CAPITAL ASSETS**

Capital asset balances and activity for the year ended June 30, 2020, were as follows:

**Governmental Activities**

	Beginning Balance	Increase	Decrease (Reclass)	Ending Balance
Capital assets not being depreciated:				
Land	\$ 623,886	\$ -	\$ -	\$ 623,886
Total not being depreciated	623,886	-	-	623,886
Capital assets being depreciated:				
Building and building improvements	120,410,923	-	-	120,410,923
Site improvements	6,884,045	-	-	6,884,045
Furniture and equipment	15,471,670	810,001	(354,404)	15,927,267
Total being depreciated	142,766,638	810,001	(354,404)	143,222,235
Less accumulated depreciation for:				
Building and building improvements	42,228,077	2,633,810	-	44,861,887
Site improvements	1,461,414	241,321	-	1,702,735
Furniture and equipment	8,062,568	873,217	(146,847)	8,788,938
Total accumulated depreciation	51,752,059	3,748,348	(146,847)	55,353,560
<b>TOTAL CAPITAL ASSETS BEING DEPRECIATED, NET</b>	<u>91,014,579</u>	<u>(2,938,347)</u>	<u>(207,557)</u>	<u>87,868,675</u>
<b>GOVERNMENTAL ACTIVITIES CAPITAL ASSETS, NET</b>	<u>\$ 91,638,465</u>	<u>\$ (2,938,347)</u>	<u>\$ (207,557)</u>	<u>\$ 88,492,561</u>

Depreciation expense was charged to functions/program of the governmental activities of the primary government as follows:

Instruction	\$ 3,145,398
Instructional student support	2,589
Administrative and financial support services	247,203
Operation and maintenance of plant services	114,142
Pupil transportation	239,016
<b>TOTAL DEPRECIATION EXPENSE - GOVERNMENTAL ACTIVITIES</b>	<u>\$ 3,748,348</u>

POTTSGROVE SCHOOL DISTRICT

NOTES TO BASIC FINANCIAL STATEMENTS

June 30, 2020

NOTE 8 - LONG-TERM LIABILITIES

The District issues general obligation bonds and notes to provide resources for major capital improvements. The bonds and notes are direct obligations issued on a pledge of the full faith and credit of the District as well as their general taxing authority. Bonds and notes payable are as follows at June 30, 2020.

Bonds and notes payable are as follows at June 30, 2020:

<u>General Obligation Bond Issue, Series of 2014</u> , maturing on August 15 through 2028. Interest is payable semi-annually at rates varying from 2.00% to 3.25%. The proceeds of this bond were used to finance various capital projects.	\$ 14,330,000
---	---------------

<u>General Obligation Bond Issue, Series of 2015</u> , maturing on August 15 through 2027. Interest is payable semi-annually at rates varying from 2.00% to 5.00%. The proceeds of this bond were used to finance various capital projects.	8,520,000
---	-----------

<u>General Obligation Bond Issue, Series A of 2015</u> , maturing on August 15 through 2021. Interest is payable semi-annually at rates varying from 0.40% to 3.00%. The proceeds of this bond were used to currently refund the District's outstanding General Obligation Bonds, Series A of 2009. The District experienced a savings of \$89,784.	95,000
---	--------

<u>General Obligation Note Issue, Series AA of 2015</u> , maturing on August 15 through 2022. Interest is payable semi-annually at a rate of 1.93%. The proceeds of this bond were used to currently refund a portion of the District's outstanding General Obligation Bonds, Series of 2010. The District experienced a savings of \$526,697.	5,724,000
--	-----------

<u>General Obligation Bond Issue, Series of 2016</u> , maturing on October 15 through 2027. Interest is payable semi-annually at rates varying from 0.90% to 4.00%. The proceeds of this bond were used to finance various capital projects.	6,595,000
--	-----------

Total bonds and notes payable	<u>\$ 35,264,000</u>
-------------------------------	----------------------

**POTTSGROVE SCHOOL DISTRICT**

**NOTES TO BASIC FINANCIAL STATEMENTS**

**June 30, 2020**

**NOTE 8 - LONG-TERM LIABILITIES - CONTINUED**

The future annual payments required to amortize all bonds and notes payable for the years ending June 30 are as follows:

	General Obligation Bonds			
	Series of 2014	Series of 2015	Series A of 2015	Series of 2016
2021	\$ 950,000	\$ 595,000	\$ 70,000	\$ 590,000
2022	975,000	615,000	25,000	645,000
2023	1,035,000	650,000	-	620,000
2024	1,850,000	1,270,000	-	915,000
2025	1,895,000	1,310,000	-	925,000
2026 - 2030	7,625,000	4,080,000	-	2,900,000
Total	<u>\$ 14,330,000</u>	<u>\$ 8,520,000</u>	<u>\$ 95,000</u>	<u>\$ 6,595,000</u>
<u>Direct Borrowings</u>				
General Obligation Notes, Series AA of 2015				
		Total Principal	Total Interest	
2021	\$ 1,872,000	\$ 4,077,000	\$ 807,026	
2022	1,907,000	4,167,000	706,334	
2023	1,945,000	4,250,000	622,219	
2024	-	4,035,000	534,131	
2025	-	4,130,000	438,381	
2026 - 2030	-	14,605,000	697,061	
Total	<u>\$ 5,724,000</u>	<u>\$ 35,264,000</u>	<u>\$ 3,805,152</u>	



**POTTSGROVE SCHOOL DISTRICT**

**NOTES TO BASIC FINANCIAL STATEMENTS**

**June 30, 2020**

**NOTE 8 - LONG-TERM LIABILITIES - CONTINUED**

Long-term liability balances and activity for the year ended June 30, 2020, are as follows:

	Beginning Balance	Additions	Reductions	Ending Balance	Amounts Due Within One Year
<b>Governmental Activities</b>					
Bonds payable	\$ 31,720,000	\$ -	\$ 2,180,000	\$ 29,540,000	\$ 2,205,000
Premiums	444,106	-	66,423	377,683	-
Bonds payable, net	32,164,106	-	2,246,423	29,917,683	2,205,000
Direct borrowings	7,557,000	-	1,833,000	5,724,000	1,872,000
Compensated absences	425,934	27,796	-	453,730	26,929
Net pension liability	95,050,000	6,508,714	8,928,714	92,630,000	-
Net other postemployment benefit liabilities	7,438,401	678,074	335,314	7,781,161	-
Total Governmental Long-Term Liabilities	<u>\$ 142,635,441</u>	<u>\$ 7,214,584</u>	<u>\$ 13,343,451</u>	<u>\$ 136,506,574</u>	<u>\$ 4,103,929</u>

Payments on bonds and notes payable are made by the general fund. Total interest paid during the year ended June 30, 2020, was \$924,704. The compensated absences liabilities will be liquidated by the general fund. The net pension and PSERS OPEB Plan portion of the OPEB liability will be liquidated through future contributions to PSERS at the statutory rates; contributions will be made from the general fund. The District OPEB Plan portion of the OPEB liability will be liquidated through future payments from the general fund.

**Event of Default**

The District's general obligation bonds and notes contain a provision that in the event of default of non-payment of principal and interest, the School Code allows for the Commonwealth of Pennsylvania to withhold monies from the School District subsidies and pay any past due amounts directly to the paying agent for payment to the bond holders.

**POTTSGROVE SCHOOL DISTRICT**

**NOTES TO BASIC FINANCIAL STATEMENTS**

**June 30, 2020**

**NOTE 9 - EMPLOYEE RETIREMENT PLANS**

---

**Employee Defined Benefit Pension Plan**

***General Information About the Pension Plan***

Plan Description

PSERS (the System) is a governmental cost-sharing multi-employer defined benefit pension plan that provides retirement benefits to public school employees of the Commonwealth of Pennsylvania under Title 24 Part IV of the Pennsylvania General Assembly. The members eligible to participate in the System include all full-time public school employees, part-time hourly public school employees who render at least 500 hours of service in the school year, and part-time per diem public school employees who render at least 80 days of service in the school year in any of the reporting entities in Pennsylvania. PSERS issues a publicly available financial report that can be obtained at [www.psers.pa.gov](http://www.psers.pa.gov).

Benefits Provided

PSERS provides retirement, disability, and death benefits. Members are eligible for monthly retirement benefits upon reaching (a) age 62 with at least one year of credited service; (b) age 60 with 30 or more years of credited service; or (c) 35 or more years of service regardless of age. Act 120 of 2010 (Act 120) preserves the benefits of existing members and introduced benefit reductions for individuals who become new members on or after July 1, 2011. Act 120 created two new membership classes, Membership Class T-E (Class T-E) and Membership Class T-F (Class T-F). To qualify for normal retirement, Class T-E and Class T-F members must work until age 65 with a minimum of three years of service or attain a total combination of age and service that is equal to or greater than 92 with a minimum of 35 years of service. Benefits are generally equal to 2.0% or 2.5%, depending upon membership class, of the member's final average salary (as defined in the Code) multiplied by the number of years of credited service. For members whose membership started prior to July 1, 2011, after completion of five years of service, a member's right to the defined benefits is vested and early retirement benefits may be elected. For Class T-E and Class T-F members, the right to benefits is vested after 10 years of service.

Participants are eligible for disability retirement benefits after completion of five years of credited service. Such benefits are generally equal to 2.0% or 2.5%, depending upon membership class, of the member's final average salary (as defined in the Code) multiplied by the number of years of credited service, but not less than one-third of such salary nor greater than the benefit the member would have had at normal retirement age. Members over normal retirement age may apply for disability benefits.

Death benefits are payable upon the death of an active member who has reached age 62 with at least one year of credited service (age 65 with at least three years of credited service for Class T-E and Class T-F members) or who has at least five years of credited service (10 years for Class T-E and Class T-F members). Such benefits are actuarially equivalent to the benefit that would have been effective if the member had retired on the day before death.

**POTTSGROVE SCHOOL DISTRICT**  
**NOTES TO BASIC FINANCIAL STATEMENTS**

**June 30, 2020**

**NOTE 9 - EMPLOYEE RETIREMENT PLANS - CONTINUED**

---

**Employee Defined Benefit Pension Plan - continued**

***General Information About the Pension Plan - continued***

Benefits Provided - continued

Changes in benefit terms:

With the passage of Act 5 on June 12, 2017, class T-E & T-F members are now permitted to elect a lump sum payment of member contributions upon retirement.

Contributions

The contribution policy is set by state statute and requires contributions by active members, employers, and the Commonwealth of Pennsylvania.

Member Contributions:

Active members who joined the System prior to July 22, 1983, contribute at 5.25% (Membership Class TC) or at 6.50% (Membership Class T-D) of the member's qualifying compensation.

Members who joined the System on or after July 22, 1983, and who were active or inactive as of July 1, 2001, contribute at 6.25% (Membership Class T-C) or at 7.50% (Membership Class T-D) of the member's qualifying compensation.

Members who joined the System after June 30, 2001 and before July 1, 2011, contribute at 7.50% (automatic Membership Class T-D). For all new hires and for members who elected Class T-D membership, the higher contribution rates began with service rendered on or after January 1, 2002.

Members who joined the System after June 30, 2011, automatically contribute at the Membership Class T-E rate of 7.5% (base rate) of the member's qualifying compensation. All new hires after June 30, 2011, who elect Class T-F membership, contribute at 10.3% (base rate) of the member's qualifying compensation. Membership Class T-E and Class T-F are affected by a "shared risk" provision in Act 120 of 2010 that in future fiscal years could cause the Membership Class T-E contribution rate to fluctuate between 7.5% and 9.5% and Membership Class T-F contribution rate to fluctuate between 10.3% and 12.3%.

**POTTSGROVE SCHOOL DISTRICT**  
**NOTES TO BASIC FINANCIAL STATEMENTS**

**June 30, 2020**

**NOTE 9 - EMPLOYEE RETIREMENT PLANS - CONTINUED**

---

**Employee Defined Benefit Pension Plan - continued**

***General Information About the Pension Plan - continued***

**Contributions - continued**

**Employer Contributions:**

The school districts' contractually required contribution rate for the fiscal year ended June 30, 2020, was 33.36% of covered payroll, actuarially determined as an amount that, when combined with employee contributions, is expected to finance the costs of benefits earned by employees during the year, with an additional amount to finance any unfunded accrued liability. Contributions to the pension plan from the District were \$9,355,406 for the year ended June 30, 2020.

The District is also required to contribute a percentage of covered payroll to PSERS for healthcare insurance premium assistance (OPEB). Under the current legislation, the Commonwealth of Pennsylvania reimburses the District for no less than one-half of the employer contributions made, including contributions related to pension and healthcare. This arrangement does not meet the criteria of a special funding situation in accordance with GASB Standards. Therefore, the net pension liability and related pension expense represents 100% of the District's share of these amounts. The total reimbursement recognized by the District for the year ended June 30, 2020, for pension and OPEB benefits was \$5,296,568.

***Pension Liabilities, Pension Expense, and Deferred Outflows of Resources and Deferred Inflows of Resources Related to Pensions***

At June 30, 2020, the District reported a liability of \$92,630,000 for its proportionate share of the net pension liability. The net pension liability was measured as of June 30, 2019, and the total pension liability used to calculate the net pension liability was determined by rolling forward the System's total pension liability as of June 30, 2018 to June 30, 2019. The District's proportion of the net pension liability was calculated utilizing the employer's one-year reported covered payroll as it relates to the total one-year reported covered payroll. At June 30, 2020, the District's proportion was 0.1980%, which remained unchanged from its proportion measured as of June 30, 2019.

**POTTSGROVE SCHOOL DISTRICT**  
**NOTES TO BASIC FINANCIAL STATEMENTS**

**June 30, 2020**

**NOTE 9 - EMPLOYEE RETIREMENT PLANS - CONTINUED**

**Employee Defined Benefit Pension Plan - continued**

***Pension Liabilities, Pension Expense, and Deferred Outflows of Resources and Deferred Inflows of Resources Related to Pensions - continued***

For the year ended June 30, 2020, the District recognized pension expense of \$10,324,262. At June 30, 2020, the District reported deferred outflows of resources and deferred inflows of resources related to pensions from the following sources:

	Deferred Outflows of Resources	Deferred Inflows of Resources
Differences between expected and actual experience	\$ 510,000	\$ 3,070,000
Changes in assumptions	885,000	-
Net difference between projected and actual investment earnings	-	265,000
Changes in proportion - plan level	195,000	94,000
Difference between employer contributions and proportionate share of total contributions	185,534	-
Contributions made subsequent to the measurement date	9,355,406	-
	<u>\$ 11,130,940</u>	<u>\$ 3,429,000</u>

The \$9,355,406 reported as deferred outflows of resources related to pensions resulting from District contributions made subsequent to the measurement date will be recognized as a reduction of the net pension liability in the year ended June 30, 2021. Other amounts reported as deferred outflows of resources and deferred inflows of resources related to pensions will be recognized in pension expense as follows for the years ending June 30:

2021	\$ 636,124
2022	(1,570,886)
2023	(894,046)
2024	175,342
	<u>\$ (1,653,466)</u>

POTTSGROVE SCHOOL DISTRICT

NOTES TO BASIC FINANCIAL STATEMENTS

June 30, 2020

NOTE 9 - EMPLOYEE RETIREMENT PLANS - CONTINUED

---

Employee Defined Benefit Pension Plan - continued

*Pension Liabilities, Pension Expense, and Deferred Outflows of Resources and Deferred Inflows of Resources Related to Pensions - continued*

Actuarial Assumptions

The total pension liability at June 30, 2019, was determined by rolling forward the System's total pension liability at June 30, 2018 to June 30, 2019, using the following actuarial assumptions, applied to all periods included in the measurement:

- Actuarial cost method - Entry Age Normal - level % of pay.
- Investment return - 7.25%, includes inflation at 2.75%.
- Salary growth - Effective average of 5.00%, comprised of inflation of 2.75% and 2.25% for real wage growth and for merit or seniority increases.
- Mortality rates were based on the RP-2014 Mortality Tables for Males and Females, adjusted to reflect PSERS' experience and projected using a modified version of the MP-2015 Mortality Improvement Scale.

The actuarial assumptions used in the June 30, 2018 valuation were based on the results of an actuarial experience study that was performed for the five year period ending June 30, 2015.

The long-term expected rate of return on pension plan investments was determined using a building-block method in which best-estimate ranges of expected future real rates of return (expected returns, net of pension plan investment expense and inflation) are developed for each major asset class. These ranges are combined to produce the long-term expected rate of return by weighting the expected future real rates of return by the target asset allocation percentage and by adding expected inflation.

The PSERS pension plan's policy in regard to the allocation of invested plan assets is established and may be amended by the PSERS Board. Plan assets are managed with a long-term objective of achieving and maintaining a fully funded status for the benefits provided through the pension.

POTTSGROVE SCHOOL DISTRICT

NOTES TO BASIC FINANCIAL STATEMENTS

June 30, 2020

NOTE 9 - EMPLOYEE RETIREMENT PLANS - CONTINUED

---

Employee Defined Benefit Pension Plan - continued

*Pension Liabilities, Pension Expense, and Deferred Outflows of Resources and Deferred Inflows of Resources Related to Pensions - continued*

Actuarial Assumptions - continued

The PSERS Board's adopted asset allocation policy and best estimates of geometric real rates of return for each major asset class as of June 30, 2019 is:

<u>Asset Class</u>	<u>Target Allocation</u>	<u>Long-Term Expected Real Rate of Return</u>
Global public equity	20.0%	5.6%
Fixed income	36.0%	1.9%
Commodities	8.0%	2.7%
Absolute return	10.0%	3.4%
Risk parity	10.0%	4.1%
Infrastructure/MLPs	8.0%	5.5%
Real estate	10.0%	4.1%
Alternative investments	15.0%	7.4%
Cash	3.0%	0.3%
Financing (LIBOR)	(20.0%)	0.7%
	<u>100.0%</u>	

Discount Rate

The discount rate used to measure the total pension liability was 7.25%. The projection of cash flows used to determine the discount rate assumed that contributions from plan members will be made at the current contribution rate and that contributions from employers will be made at contractually required rates, actuarially determined. Based on those assumptions, the pension plan's fiduciary net position was projected to be available to make all projected future benefit payments of current plan members. Therefore, the long-term expected rate of return on pension plan investments was applied to all periods of projected benefit payments to determine the total pension liability.

**POTTSGROVE SCHOOL DISTRICT**  
**NOTES TO BASIC FINANCIAL STATEMENTS**

**June 30, 2020**

**NOTE 9 - EMPLOYEE RETIREMENT PLANS - CONTINUED**

---

**Employee Defined Benefit Pension Plan - continued**

***Pension Liabilities, Pension Expense, and Deferred Outflows of Resources and Deferred Inflows of Resources Related to Pensions - continued***

Sensitivity of the District's Proportionate Share of the Net Pension Liability to Changes in the Discount Rate

The following presents the net pension liability calculated using the discount rate of 7.25%, as well as what the net pension liability would be if it were calculated using a discount rate that is one-percentage point lower (6.25%) or one-percentage point higher (8.25%) than the current rate:

	<u>1% Decrease</u> <u>6.25%</u>	<u>Current</u> <u>Discount Rate</u> <u>7.25%</u>	<u>1% Increase</u> <u>8.25%</u>
District's proportionate share of the net pension liability	\$ 115,380,000	\$ 92,630,000	\$ 73,365,000

Pension Plan Fiduciary Net Position

Detailed information about PSERS' fiduciary net position is available in PSERS Comprehensive Annual Financial Report which can be found on the System's website at [www.psers.pa.gov](http://www.psers.pa.gov).

Payables to the Pension Plan

At June 30, 2020, the District had an accrued balance due to PSERS, including contributions related to pension and OPEB of \$3,322,369. This amount represents the District's contractually obligated contributions for wages earned in April 2020 through June 2020.

Pension Reform - Commonwealth of Pennsylvania Act 5 of 2017

On June 12, 2017, Commonwealth of Pennsylvania Act 5 of 2017 was signed into law. This legislation establishes a new hybrid defined benefit/defined contribution (DC) retirement benefit plan applicable to all school employees who become new members of PSERS on July 1, 2019 and thereafter. The three new plan design options under Act 5 include two hybrid plans consisting of defined benefit and defined contribution components and a stand-alone defined contribution plan. A stand-alone defined benefit plan is no longer available to new members after June 30, 2019. Contributions to the defined contribution pension plan from the District were \$6,752 for the year ended June 30, 2020.



**POTTSGROVE SCHOOL DISTRICT**

**NOTES TO BASIC FINANCIAL STATEMENTS**

**June 30, 2020**

**NOTE 9 - EMPLOYEE RETIREMENT PLANS - CONTINUED**

---

**403(b) Tax Shelter Plan**

The District has established a 403(b) tax shelter plan permitting the establishment of accounts for school employees to voluntarily set aside monies to supplement their retirement income. All school employees are eligible to participate. The District does not contribute to the Plan.

**NOTE 10 - OTHER POSTEMPLOYMENT BENEFIT PLANS**

---

**Employee Defined Benefit Other Postemployment Benefit Plans**

The District has other postemployment benefits (OPEB) under 2 different plans: (1) a cost-sharing, multiple employer, employee defined benefit other postemployment benefits plan administered through PSERS (PSERS OPEB Plan) and (2) a single employer defined benefit healthcare plan (District OPEB Plan). The District's aggregate net OPEB liability and deferred outflows and inflows of resources related to OPEB at June 30, 2020, are as follows:

Plan	Net OPEB Liability	Deferred Outflows of Resources	Deferred Inflows of Resources
PSERS OPEB Plan	\$ 4,211,000	\$ 410,568	\$ 131,000
District OPEB Plan	3,570,161	170,755	504,082
Total	<u>\$ 7,781,161</u>	<u>\$ 581,323</u>	<u>\$ 635,082</u>

**PSERS OPEB Plan**

***General Information About the PSERS OPEB Plan***

Health Insurance Premium Assistance Program

PSERS provides Premium Assistance which is a governmental cost-sharing multiple-employer other postemployment benefits plan (OPEB) for all eligible retirees who qualify and elect to participate. Employer contribution rates for Premium Assistance are established to provide reserves in the Health Insurance Account that are sufficient for the payment of Premium Assistance benefits for each succeeding year. Effective January 1, 2002, under the provisions of Act 9 of 2001, participating eligible retirees are entitled to receive premium assistance payments equal to the lesser of \$100 per month or their out-of-pocket monthly health insurance premium. To receive premium assistance, eligible retirees must obtain their health insurance through either their school employer or the PSERS' Health Options Program. As of June 30, 2019, there were no assumed future benefit increases to participating eligible retirees.

**POTTSGROVE SCHOOL DISTRICT**

**NOTES TO BASIC FINANCIAL STATEMENTS**

**June 30, 2020**

**NOTE 10 - OTHER POSTEMPLOYMENT BENEFIT PLANS - CONTINUED**

---

**PSERS OPEB Plan - continued**

***General Information About the PSERS OPEB Plan - continued***

Premium Assistance Eligibility Criteria

Retirees of the System can participate in the Premium Assistance Program if they satisfy the following criteria:

- Have 24 ½ or more years of service, or
- Are a disability retiree, or
- Have 15 or more years of service and retired after reaching superannuation age, and
- Participate in the Health Option Program or employer-sponsored health insurance program.

Pension Plan Description

PSERS is a governmental cost-sharing multiple-employer defined benefit pension plan that provides retirement benefits to public school employees of the Commonwealth of Pennsylvania. The members eligible to participate in the System include all full-time public school employees, part-time hourly public school employees who render at least 500 hours of service in the school year, and part-time per diem public school employees who render at least 80 days of service in the school year in any of the reporting entities in Pennsylvania. PSERS issues a publicly available financial report that can be obtained at [www.psers.pa.gov](http://www.psers.pa.gov).

Benefits Provided

Participating eligible retirees are entitled to receive premium assistance payments equal to the lesser of \$100 per month or their out-of-pocket monthly health insurance premium. To receive premium assistance, eligible retirees must obtain their health insurance through either their school employer or the PSERS' Health Options Program. As of June 30, 2019, there were no assumed future benefit increases to participating eligible retirees.

Contributions

The contribution policy is set by state statute. A portion of each employer's contribution is set aside for premium assistance. The School District's contractually required contribution rate for the fiscal year ended June 30, 2020, was 0.84% of covered payroll, actuarially determined as an amount that, when combined with employee contributions, is expected to finance the costs of benefits earned by employees during the year, with an additional amount to finance any unfunded accrued liability. Contributions to the OPEB plan from the District were \$235,568 for the year ended June 30, 2020.

**POTTSGROVE SCHOOL DISTRICT**  
**NOTES TO BASIC FINANCIAL STATEMENTS**

**June 30, 2020**

**NOTE 10 - OTHER POSTEMPLOYMENT BENEFIT PLANS - CONTINUED**

**PSERS OPEB Plan - continued**

***General Information About the PSERS OPEB Plan - continued***

Contributions - continued

The District is also required to contribute a percentage of covered payroll to PSERS for pension benefits. Under the current legislation, the Commonwealth of Pennsylvania reimburses the District for no less than one-half of the employer contributions made, including contributions related to pension and healthcare (OPEB). This arrangement does not meet the criteria of a special funding situation in accordance with GASB Standards. Therefore, the net PSERS OPEB Plan liability and related expense represents 100% of the District's share of these amounts. The total reimbursement recognized by the District for the year ended June 30, 2020, for pension and OPEB benefits was \$5,296,568.

***PSERS OPEB Plan Liability, Expense, and Deferred Outflows and Inflows of Resources Related to OPEB***

At June 30, 2020, the District reported a liability of \$4,211,000 for its proportionate share of the net OPEB liability. The net OPEB liability was measured as of June 30, 2019, and the total OPEB liability used to calculate the net OPEB liability was determined by rolling forward the System's total OPEB liability as of June 30, 2018 to June 30, 2019. The District's proportion of the net OPEB liability was calculated utilizing the employer's one-year reported covered payroll as it relates to the total one-year reported covered payroll. At June 30, 2020, the District's proportion was 0.1980%, which remained unchanged from its proportion measured as of June 30, 2019.

For the year ended June 30, 2020, the District recognized OPEB expense of \$206,327. At June 30, 2020, the District reported deferred outflows of resources and deferred inflows of resources related to OPEB from the following sources:

	Deferred Outflows of Resources	Deferred Inflows of Resources
Differences between expected and actual experience	\$ 24,000	\$ -
Changes in assumptions	140,000	125,000
Net difference between projected and actual investment earnings	7,000	-
Changes in proportion - plan level	4,000	6,000
Contributions made subsequent to the measurement date	235,568	-
	<u>\$ 410,568</u>	<u>\$ 131,000</u>

**POTTSGROVE SCHOOL DISTRICT**  
**NOTES TO BASIC FINANCIAL STATEMENTS**

**June 30, 2020**

**NOTE 10 - OTHER POSTEMPLOYMENT BENEFIT PLANS - CONTINUED**

---

**PSERS OPEB Plan - continued**

***PSERS OPEB Plan Liability, Expense, and Deferred Outflows and Inflows of Resources Related to OPEB - continued***

The \$235,568 reported as deferred outflows of resources related to OPEB resulting from District contributions made subsequent to the measurement date will be recognized as a reduction of the net OPEB liability in the year ending June 30, 2021. Other amounts reported as deferred outflows of resources and deferred inflows of resources related to OPEB will be recognized in OPEB expense as follows for the years ending June 30:

2020	\$ 1,000
2021	1,000
2022	-
2023	(1,000)
2024	28,000
Thereafter	<u>15,000</u>
	<u>\$ 44,000</u>

**Actuarial Assumptions**

The total OPEB liability as of June 30, 2019, was determined by rolling forward the System's total OPEB liability as of June 30, 2018 to June 30, 2019 using the following actuarial assumptions, applied to all periods included in the measurement:

- Actuarial cost method - Entry Age Normal - level % of pay.
- Investment return - 2.79% - S&P 20 Year Municipal Bond Rate.
- Salary growth - Effective average of 5.00%, comprised of inflation of 2.75% and 2.25% for real wage growth and for merit or seniority increases.
- Premium Assistance reimbursement is capped at \$1,200 per year.
- Assumed Healthcare cost trends were applied to retirees with less than \$1,200 in premium assistance per year.
- Mortality rates were based on the RP-2014 Mortality Tables for Males and Females, adjusted to reflect PSERS' experience and projected using a modified version of the MP-2015 Mortality Improvement Scale.
- Participation rate:
  - Eligible retirees will elect to participate Pre-age 65 at 50%
  - Eligible retirees will elect to participate Post-age 65 at 70%

The actuarial assumptions used in the June 30, 2017 valuation were based on the results of an actuarial experience study that was performed for the five year period ending June 30, 2015.

**POTTSGROVE SCHOOL DISTRICT**  
**NOTES TO BASIC FINANCIAL STATEMENTS**

**June 30, 2020**

**NOTE 10 - OTHER POSTEMPLOYMENT BENEFIT PLANS - CONTINUED**

---

**PSERS OPEB Plan - continued**

***PSERS OPEB Plan Liability, Expense, and Deferred Outflows and Inflows of Resources Related to OPEB - continued***

Actuarial Assumptions - continued

The following assumptions were used to determine the contribution rate:

- The results of the actuarial valuation as of June 30, 2017 determined the employer contribution rate for fiscal year 2019.
- Cost Method: Amount necessary to assure solvency of Premium Assistance through the third fiscal year after the valuation date.
- Asset valuation method: Market Value.
- Participation rate: 63% of eligible retirees are assumed to elect premium assistance.
- Mortality rates were based on the RP-2014 Mortality Tables for Males and Females, adjusted to reflect PSERS' experience and projected using a modified version of the MP-2015 Mortality Improvement Scale.

Investments consist primarily of short term assets designed to protect the principal of the plan assets. The expected rate of return on OPEB plan investments was determined using the OPEB asset allocation policy and best estimates of geometric real rates of return for each asset class.

The OPEB plan's policy in regard to the allocation of invested plan assets is established and may be amended by the PSERS Board. Under the program, as defined in the retirement code employer contribution rates for Premium Assistance are established to provide reserves in the Health Insurance Account that are sufficient for the payment of Premium Assistance benefits for each succeeding year.

The PSERS Board's adopted asset allocation policy and best estimates of geometric real rates of return for each major asset class as of June 30, 2019 is:

<u>Asset Class</u>	<u>Target Allocation</u>	<u>Long-Term Expected Real Rate of Return</u>
Cash	13.2%	0.02%
U. S Core Fixed Income	83.1%	1.00%
Non-US Developed Fixed	3.7%	0.00%
	<u>100.0%</u>	

POTTSGROVE SCHOOL DISTRICT

NOTES TO BASIC FINANCIAL STATEMENTS

June 30, 2020

NOTE 10 - OTHER POSTEMPLOYMENT BENEFIT PLANS - CONTINUED

PSERS OPEB Plan - continued

*PSERS OPEB Plan Liability, Expense, and Deferred Outflows and Inflows of Resources Related to OPEB - continued*

Discount Rate

The discount rate used to measure the total OPEB liability was 2.79%. Under the plan's funding policy, contributions are structured for short term funding of Premium Assistance. The funding policy sets contribution rates necessary to assure solvency of Premium Assistance through the third fiscal year after the actuarial valuation date. The Premium Assistance account is funded to establish reserves that are sufficient for the payment of Premium Assistance benefits for each succeeding year. Due to the short-term funding policy, the OPEB plan's fiduciary net position was not projected to be sufficient to meet projected future benefit payments, therefore the plan is considered a "pay-as-you-go" plan. A discount rate of 2.79% which represents the S&P 20-year Municipal Bond Rate at June 30, 2019, was applied to all projected benefit payments to measure the total OPEB liability.

Sensitivity of the District's Proportionate Share of the Net OPEB Liability to Changes in Healthcare Cost Trend Rates

Healthcare cost trends were applied to retirees receiving less than \$1,200 in annual Premium Assistance. As of June 30, 2019, retirees Premium Assistance benefits are not subject to future healthcare cost increases. The annual Premium Assistance reimbursement for qualifying retirees is capped at a maximum of \$1,200. As of June 30, 2019, 93,339 retirees were receiving the maximum amount allowed of \$1,200 per year. As of June 30, 2019, 780 members were receiving less than the maximum amount allowed of \$1,200 per year. The actual number of retirees receiving less than the \$1,200 per year cap is a small percentage of the total population and has a minimal impact on Healthcare Cost Trends as depicted below.

The following presents the District's proportionate share of the net OPEB liability for the June 30, 2019 measurement date, calculated using current Healthcare cost trends as well as what the District's proportionate share of the net OPEB liability would be if the health cost trends were one-percentage point lower or one-percentage point higher than the current rate:

	1% Decrease (Between 4% to 6.50%)	Current Trend Rate (Between 5% to 7.50%)	1% Increase (Between 6% to 8.50%)
District's proportionate share of the net OPEB liability	\$ 4,209,000	\$ 4,211,000	\$ 4,212,000

**POTTSGROVE SCHOOL DISTRICT**  
**NOTES TO BASIC FINANCIAL STATEMENTS**

**June 30, 2020**

**NOTE 10 - OTHER POSTEMPLOYMENT BENEFIT PLANS - CONTINUED**

---

**PSERS OPEB Plan - continued**

***PSERS OPEB Plan Liability, Expense, and Deferred Outflows and Inflows of Resources Related to OPEB - continued***

Sensitivity of the District's Proportionate Share of the Net OPEB Liability to Changes in the Discount Rate

The following presents the net OPEB liability, calculated using the discount rate of 2.79%, as well as what the net OPEB liability would be if it were calculated using a discount rate that is one-percentage point lower (1.79%) or one-percentage point higher (3.79%) than the current rate:

	<u>1% Decrease</u> <u>1.79%</u>	<u>Current</u> <u>Discount Rate</u> <u>2.79%</u>	<u>1% Increase</u> <u>3.79%</u>
District's proportionate share of the net OPEB liability	\$ 4,797,000	\$ 4,211,000	\$ 3,725,000

OPEB Plan Fiduciary Net Position

Detailed information about PSERS' fiduciary net position is available in PSERS Comprehensive Annual Financial Report which can be found on the System's website at [www.psers.pa.gov](http://www.psers.pa.gov).

Payables Related to the Plan

At June 30, 2020, the District had an accrued balance due to PSERS of \$3,322,369, including balances related to pension and OPEB. This amount represents the District's contractually obligated contributions for wages earned in April 2020 through June 2020.

**District OPEB Plan**

***General Information About the District OPEB Plan***

Plan Description

Pottsgrove School District administers a single-employer defined benefit healthcare plan (the OPEB Plan). The District OPEB Plan provides medical, prescription drug, and dental insurance for eligible retirees through the District's health insurance plan, which covers both active and retired members until the member reaches Medicare age. Benefit provisions are established through negotiation with the District and the unions representing the District's employees. The OPEB Plan does not issue a publicly available financial report and no assets are accumulated in a trust that meets the criteria in Governmental Accounting Standards Board Statement No. 75 to pay related benefits.

POTTSGROVE SCHOOL DISTRICT

NOTES TO BASIC FINANCIAL STATEMENTS

June 30, 2020

NOTE 10 - OTHER POSTEMPLOYMENT BENEFIT PLANS - CONTINUED

District OPEB Plan - continued

*General Information About the District OPEB Plan - continued*

Benefits Provided

The District classifies employees in the following categories: Central Office Administrators, Administrators, Teachers, Non-Professional Union and Non-Professional Nonunion. Contribution requirements are negotiated between the District and union representatives. Below is a summary of the postemployment benefits provided to each of these groups:

**I. Central Office Administrators**

<i>ELIGIBILITY</i>	<i>COVERAGE AND PREMIUM SHARING</i>	<i>DURATION</i>
No age or service requirements	<p><u>Coverage</u> Medical, Prescription Drug, Dental, Vision and Life Insurance</p> <p><u>Premium Sharing</u> Member must pay the active employee cost sharing percentage that he or she was paying as an active employee at retirement for Medical, Prescription Drug, Dental and Vision for up to 10 years. After 10 years, if the member has met the requirements for PSERS retirement, the member and spouse may continue coverage by paying the full premium as determined for the purpose of COBRA. If the retiree elects medical or prescription, they must also elect the other. Dental and vision are optional. District pays full premium for the first 10 years for Life Insurance in the amount of 2 times the member's salary at retirement. After 10 years, member pays full premium for Life Insurance in the amount of 2 times the member's salary at retirement.</p> <p><u>Dependents</u> Spouse and family included</p>	<ul style="list-style-type: none"> <li>Member coverage is the later of age 65 or 10 years following retirement date</li> <li>Spouse coverage is the later of: <ul style="list-style-type: none"> <li>a) 10 years following the retirement date, or</li> <li>b) the earlier of 3 years after member reaches Medicare age or spouse age 65</li> </ul> </li> <li>20 years for Life Insurance in the amount of 2 times the member's salary at retirement (district pays first 10 years)</li> </ul>



**POTTSGROVE SCHOOL DISTRICT**  
**NOTES TO BASIC FINANCIAL STATEMENTS**  
**June 30, 2020**

**NOTE 10 - OTHER POSTEMPLOYMENT BENEFIT PLANS - CONTINUED**

**District OPEB Plan - continued**

***General Information About the District OPEB Plan - continued***

Benefits Provided - continued

**II. Administrators**

<i>ELIGIBILITY</i>	<i>COVERAGE AND PREMIUM SHARING</i>	<i>DURATION</i>
PSERS Retirement	<p><u>Coverage</u>  Medical, Prescription Drug, Dental and Vision</p> <p><u>Premium Sharing</u>  If the member reaches at least 30 years of service with at least 10 years at the district as an administrator, members must pay 50% of the premium for Medical, Prescription Drug, Dental and Vision for up to 10 years. At age 65, retiree must leave the active plan. If the retiree selects a Medicare supplement offered by Pottsgrove School District, the District will continue to pay 50% until the 10 years has been reached. After 10 years, if the member has met the requirements for PSERS Retirement, the member and spouse may continue coverage by paying the full premium as determined for the purpose of COBRA. If the retiree elects medical or prescription, they must also elect the other. Dental and vision are optional.</p> <p>If the member does not meet the requirements for the district subsidy but requirements are met for PSERS Retirement, the member and spouse may continue coverage by paying the full premium as determined for the purpose of COBRA.</p> <p><u>Dependents</u>  Spouse and family included</p>	<ul style="list-style-type: none"> <li>Member coverage continues until age 65 or 10 years following retirement date, whichever is later</li> <li>Spouse coverage is the later of: <ul style="list-style-type: none"> <li>a) 10 years following the retirement date, or</li> <li>b) the earlier of 3 years after member reaches Medicare age or spouse age 65</li> </ul> </li> </ul>

**POTTSGROVE SCHOOL DISTRICT**  
**NOTES TO BASIC FINANCIAL STATEMENTS**

June 30, 2020

**NOTE 10 - OTHER POSTEMPLOYMENT BENEFIT PLANS - CONTINUED**

**District OPEB Plan - continued**

***General Information About the District OPEB Plan - continued***

Benefits Provided - continued

**III. Teachers**

<i>ELIGIBILITY</i>	<i>COVERAGE AND PREMIUM SHARING</i>	<i>DURATION</i>
A. Current Teachers and Teachers who did not retire under an Early Retirement Incentive Plan	<u>Coverage</u> Medical, Prescription Drug, Dental and Vision  <u>Premium Sharing</u> Member must pay the full premium as determined for the purpose of COBRA. If the retiree elects medical or prescription, they must also elect the other. Dental and vision are optional.	<ul style="list-style-type: none"> <li>Member coverage continues to age 65.</li> <li>Spouse coverage continues until the earlier of 3 years after member reaches Medicare age or spouse age 65</li> </ul>
PSERS Retirement	<u>Dependents</u> Spouse and family included	

**IV. Non-Professional Union**

<i>ELIGIBILITY</i>	<i>COVERAGE AND PREMIUM SHARING</i>	<i>DURATION</i>
PSERS Retirement	Same as III	Same as III

**V. Non-Professional Nonunion**

<i>ELIGIBILITY</i>	<i>COVERAGE AND PREMIUM SHARING</i>	<i>DURATION</i>
PSERS Retirement	Same as III	Same as III

Pennsylvania Act 110 of 1988 and Act 43 of 1989 require school employers in Pennsylvania to give retirees and their dependents the right to continue coverage in the group health plan to which they belonged as employees. To be eligible for this benefit, retirees must have taken superannuation retirement on or after age 65, retired with 30 years of service, or receive PSERS disability benefits.

POTTSGROVE SCHOOL DISTRICT

NOTES TO BASIC FINANCIAL STATEMENTS

June 30, 2020

NOTE 10 - OTHER POSTEMPLOYMENT BENEFIT PLANS - CONTINUED

---

District OPEB Plan - continued

*General Information About the District OPEB Plan - continued*

Benefits Provided - continued

PSERS Retirement:

- 1) For individuals who are members of PSERS prior to July 1, 2011, an employee is eligible for PSERS retirement if he or she is eligible for either: a) PSERS early retirement with under 62 with 5 years of PSERS service or b) PSERS superannuation retirement upon reaching age 60 with 30 years of PSERS service, age 62 with 1 year of PSERS service or 35 years of PSERS service regardless of age.
- 2) For individuals who became members of PSERS on or after July 1, 2011, an employee is eligible for PSERS retirement if he or she is eligible for either: a) PSERS early retirement while under 65 with 10 years of PSERS service or b) PSERS superannuation retirement upon reaching age 65 with 3 years of PSERS service or upon attainment of a total combination of age plus service equal to or greater than 92 with a minimum of 35 years of PSERS service.
- 3) All individuals are eligible for a special early retirement upon reaching age 55 with 25 years of PSERS service.

PSERS Supplement: A retiree may receive a \$100 monthly medical reimbursement from PSERS if he (or she) meets one of the following qualifications at retirement:

- 1) 24.5 years of PSERS service.
- 2) Termination of employment on or after age 62 with at least 15 years of PSERS service.

Employees Covered by Benefit Terms

At July 1, 2018, the date of the most recent actuary valuation, the following employees were covered by the benefit terms:

Active participants	447
Retired participants	<u>23</u>
Total	<u><u>470</u></u>

**POTTSGROVE SCHOOL DISTRICT**

**NOTES TO BASIC FINANCIAL STATEMENTS**

**June 30, 2020**

**NOTE 10 - OTHER POSTEMPLOYMENT BENEFIT PLANS - CONTINUED**

---

**District OPEB Plan - continued**

***OPEB Liability***

**Actuarial Assumptions and Other Inputs**

The total OPEB liability as of July 1, 2019, was determined by rolling forward the District's total OPEB liability as of July 1, 2018 to July 1, 2019, using the following actuarial assumptions and other inputs, applied to all periods included in the measurement, unless otherwise specified:

- Actuarial cost method - Entry Age Normal.
- Salary increases - 2.50% cost of living adjustment, 1% real wage growth, and for teachers and administrators a merit increase which varies by age from 2.75% to 0%.
- Discount rate - 3.36% - based on the Standards & Poor's Municipal Bond 20 Year High Grade Rate Index at 7/1/19.
- Mortality rates - Separate rates are assumed preretirement and postretirement using the rates assumed in the PSERS defined benefit pension plan actuarial valuation. Incorporated into the table are rates projected generationally by the Buck Modified 2016 projection scale to reflect mortality improvement.
- Healthcare cost trend rates - 6.0% in 2018, and 5.5% in 2019 through 2021. Rates gradually decrease from 5.4% in 2022 to 3.8% in 2075 and later based on the Society of Actuaries Long-Run Medical Cost Trend Model.
- Participation rates - 100% of employees eligible for District subsidized benefits and 50% of employees eligible for Act 110/43 are assumed to elect coverage.

The actuarial assumptions were selected using input from the District based on actual experience.

**POTTSGROVE SCHOOL DISTRICT**  
**NOTES TO BASIC FINANCIAL STATEMENTS**  
**June 30, 2020**

**NOTE 10 - OTHER POSTEMPLOYMENT BENEFIT PLANS - CONTINUED**

**District OPEB Plan - continued**

***Changes in the Total OPEB Liability***

	Total OPEB Liability
Balance at July 1, 2019	<u>\$ 3,310,401</u>
Changes for the year:	
Service cost	358,494
Interest	107,590
Changes of assumptions or other inputs	(98,337)
Benefit payments	<u>(107,987)</u>
Net changes	<u>259,760</u>
Balance at June 30, 2020	<u><u>\$ 3,570,161</u></u>

Changes of assumptions or other inputs reflect the following changes: (1) the discount rate changed from 2.98% to 3.36%; (2) the trend assumption was updated.

Sensitivity of the Total OPEB Liability to Changes in the Discount Rate

The following presents the total OPEB liability of the District, as well as what the District's total OPEB liability would be if it were calculated using a discount rate that is one-percentage point lower (2.36%) or one-percentage point higher (4.36%) than the current discount rate:

	1% Decrease 2.36%	Current Discount Rate 3.36%	1% Increase 4.36%
OPEB Plan - Total OPEB liability	\$ 3,834,234	\$ 3,570,161	\$ 3,323,313

**POTTSGROVE SCHOOL DISTRICT**  
**NOTES TO BASIC FINANCIAL STATEMENTS**

June 30, 2020

**NOTE 10 - OTHER POSTEMPLOYMENT BENEFIT PLANS - CONTINUED**

**District OPEB Plan - continued**

***Changes in the Total OPEB Liability - continued***

Sensitivity of the Total OPEB Liability to Changes in the Healthcare Cost Trend Rates

The following presents the total OPEB liability of the District, as well as what the District's total OPEB liability would be if it were calculated using healthcare cost trend rates that are one-percentage point lower or one-percentage point higher than the current healthcare cost trend rates:

	<u>1% Decrease</u>	<u>Current Healthcare Cost Trend Rate</u>	<u>1% Increase</u>
OPEB Plan - Total OPEB liability	\$ 3,169,093	\$ 3,570,161	\$ 4,043,543

***OPEB Expense and Deferred Outflows and Inflows of Resources Related to OPEB***

For the year ended June 30, 2020, the District recognized OPEB expense of \$425,514. At June 30, 2020, the District reported deferred outflows of resources and deferred inflows of resources related to OPEB from the following sources:

	<u>Deferred Outflows of Resources</u>	<u>Deferred Inflows of Resources</u>
Changes in assumptions	\$ 46,249	\$ 90,773
Difference between expected and actual experience	-	413,309
Benefit payments made subsequent to the measurement date	124,506	-
	<u>\$ 170,755</u>	<u>\$ 504,082</u>

**POTTSGROVE SCHOOL DISTRICT**  
**NOTES TO BASIC FINANCIAL STATEMENTS**

**June 30, 2020**

**NOTE 10 - OTHER POSTEMPLOYMENT BENEFIT PLANS - CONTINUED**

---

**District OPEB Plan - continued**

***OPEB Expense and Deferred Outflows and Inflows of Resources Related to OPEB - continued***

The \$124,506 reported as deferred outflows of resources related to OPEB liabilities resulting from benefit payments made subsequent to the measurement date will be recognized as a reduction of the net OPEB liability in the year ended June 30, 2021. Other amounts reported as deferred outflows of resources and deferred inflows of resources related to OPEB will be recognized in OPEB expense as follows for the years ending June 30:

2021	\$ (40,570)
2022	(40,570)
2023	(40,570)
2024	(40,570)
2025	(40,570)
Thereafter	<u>(254,983)</u>
Total	<u>\$ (457,833)</u>

**NOTE 11 - JOINT VENTURE**

---

The District is a joint participant in the ownership and operation of the Western Montgomery Career and Technology Center. The Western Montgomery Career and Technology Center is controlled and governed by a joint board, which is comprised of representative school board members of the participating schools. Direct oversight of Western Montgomery Career and Technology Center operations is the responsibility of the joint board. The District's share of annual operating costs for Western Montgomery Career and Technology Center fluctuates based on the percentage of enrollment. The District's share for the 2019/2020 year was \$2,112,604.

During the year ended June 30, 2009, Western Montgomery Career and Technology Center issued \$40,000,000 of General Obligation Bonds. The proceeds were used to renovate and build an addition to Western Montgomery Career and Technology Center's facilities. Each member district adopted a resolution approving the project and the project's maximum cost. Under the amended Articles of Agreement, each member district is required to pay from current revenues its annual share of the sublease rental based on the District's share of taxable real estate to the total market valuation of the taxable real estate of all participating school districts. In June 2016, the Center refunded the outstanding principal on this bond with savings transferred to the member districts. A resolution was adopted which enabled the member district share to be recalculated based on 60% of principal on the five-year membership rate and 40% of the principal on the districts' share of total market value of the members. The District's share for the 2019/2020 year was \$629,859.

**POTTSGROVE SCHOOL DISTRICT**  
**NOTES TO BASIC FINANCIAL STATEMENTS**

**June 30, 2020**

**NOTE 11 - JOINT VENTURE - CONTINUED**

---

Summary financial information as of June 30, 2019 (the most recent information available), is as follows:

<u>Western Montgomery Career and Technology Center</u> <u>(Government-Wide - Governmental Activities)</u>	
Total assets and deferred outflows	\$ 33,362,690
Total liabilities and deferred inflows	<u>11,615,162</u>
Total net position	<u><u>\$ 21,747,528</u></u>

Separate financial statements of the Western Montgomery Career and Technology Center have been prepared and are available upon request.

**NOTE 12 - RISK MANAGEMENT**

---

The District is exposed to various risks of loss related to torts; theft of, damage to and destruction of assets; errors and omissions; injuries to employees; and natural disasters. Significant losses are covered by commercial insurance for all major programs except for workers' compensation, for which the District retains risk of loss. For insured programs, there were no significant reductions in insurance coverages of the 2019/2020 year. Settlement amounts have not exceeded insurance coverage for the current year or the three prior years.

Currently, the District is self-insured for medical, dental, and prescription insurance for employees and their dependents. The District uses a third party administrator to provide consulting and administrative services to process claims within the self-insurance fund. For the year ended June 30, 2020, the District stop-loss has coverage for claims in excess of \$200,000 per person with no annual aggregate limit.

The following table presents the components of the self-insurance fund and the related changes in the fund's benefit obligations at June 30:

	<u>2020</u>	<u>2019</u>
Claims payable	<u><u>\$ 334,873</u></u>	<u><u>\$ 282,613</u></u>



**POTTSGROVE SCHOOL DISTRICT**  
**NOTES TO BASIC FINANCIAL STATEMENTS**

**June 30, 2020**

**NOTE 12 - RISK MANAGEMENT - CONTINUED**

---

Changes in benefit obligations are as follows for the year ended June 30:

	<u>2020</u>	<u>2019</u>
Claims payable, beginning of year	\$ 282,613	\$ 336,826
Benefits earned	7,005,215	7,547,494
Claims paid	<u>(6,952,955)</u>	<u>(7,601,707)</u>
Claims payable, end of year	<u>\$ 334,873</u>	<u>\$ 282,613</u>

As of June 30, 2020, the District maintains a balance of \$5,633,668 in an escrow account held for future healthcare claims in compliance with the rating and funding policy of the Southeastern Pennsylvania Schools Trust (SEPaST).

**NOTE 13 - CONTINGENT LIABILITIES AND COMMITMENTS**

---

The District receives federal, state, and local funding through a number of programs. Payments made by these sources under contractual agreements are provisional and subject to redetermination based on filing reports and audits of those reports. Final settlements due from or to these sources are recorded in the year in which the related services are performed. Any adjustments resulting from subsequent examinations are recognized in the year in which the results of such examinations become known. District officials do not expect any significant adjustments as a result of these examinations.

The District is involved in various lawsuits that arise in the normal course of business. Although the outcome of these lawsuits is not presently determinable, in the opinion of the District's legal counsel, the resolution of these matters will not have a material adverse effect on the financial condition of the District.

**POTTSGROVE SCHOOL DISTRICT**

**NOTES TO BASIC FINANCIAL STATEMENTS**

**June 30, 2020**

**NOTE 14 - FUND BALANCE**

---

Details of the District's governmental fund balance reporting and policy can be found in Note 1, *Summary of Significant Accounting Policies*. Fund balance classifications for the year ended June 30, 2020, were as follows:

**General Fund**

The general fund has committed funds of \$6,475,000 for future retirement rate increases (of which \$1,083,000 will be used in 2020/2021), \$350,000 for compensated absences, \$1,500,000 for postemployment benefits, \$505,745 for future vocational education expenses, assigned funds of \$989,587 of which \$811,493 will be used for 2020/2021 budget appropriations and \$178,094 for school buses, and unassigned fund balance of \$6,568,222. The commitments were authorized by the board of school directors' motion to set aside resources to fund the commitments noted above. The assignments were authorized by the school board through adoption of the 2020/2021 general fund budget.

**Capital Projects**

The capital projects fund has restricted funds of \$7,176,323 comprised of \$24,110 of unspent bond funds and \$7,152,213 of surplus moneys transferred from the general fund for the acquisition or construction of capital facilities and qualifying capital assets as authorized by Municipal Code P.L. 145 Act of April 30, 1943.

**NOTE 15 - NEW ACCOUNTING PRONOUNCEMENTS**

---

The Governmental Accounting Standards Board (GASB) has issued the following standards which have not yet been implemented:

- Statement No. 84, *Fiduciary Activities* - This statement establishes criteria for identifying fiduciary activities and describes four types of fiduciary funds, as well as provides for recognition of a liability to the beneficiaries in a fiduciary fund when an event has occurred that compels the government to disburse fiduciary resources. This statement is effective for the District's fiscal year ending June 30, 2021.
- Statement No. 87, *Leases* - This statement requires recognition of certain lease assets and liabilities for leases that previously were classified as operating leases and recognized as inflows of resources or outflows of resources based on the payment provisions of the contract. It establishes a single model for lease accounting based on the foundational principle that leases are financings of the right to use an underlying asset. Under this Statement, a lessee is required to recognize a lease liability and an intangible right-to-use lease asset, and a lessor is required to recognize a lease receivable and a deferred inflow of resources. This statement is effective for the District's fiscal year ending June 30, 2022.

**POTTSGROVE SCHOOL DISTRICT**

**NOTES TO BASIC FINANCIAL STATEMENTS**

**June 30, 2020**

**NOTE 15 - NEW ACCOUNTING PRONOUNCEMENTS - CONTINUED**

---

- Statement No. 89, *Accounting for Interest Cost Incurred Before the End of a Construction Period* - This statement establishes accounting requirements for interest cost incurred before the end of a construction period. Under this statement, interest cost incurred before the end of a construction period must be recognized as an expense in the period in which the cost is incurred for financial statements prepared using the economic resources measurement focus. This statement is effective for the District's fiscal year ending June 30, 2022.
- Statement No. 90, *Majority Equity Interests* - an Amendment of GASB Statements No. 14 and No. 61 - This statement modifies previous guidance for reporting a government's majority equity interest in a legally separate organization and provides guidance for reporting a component unit if a government acquires a 100% equity interest in that component unit. This statement is effective for the District's fiscal year ending June 30, 2021.

The District has not yet completed the analysis necessary to determine the actual financial statement impact of these new pronouncements.

## **REQUIRED SUPPLEMENTARY INFORMATION**

POTTSGROVE SCHOOL DISTRICT

BUDGETARY COMPARISON SCHEDULE FOR THE GENERAL FUND

For the Year Ended June 30, 2020

	BUDGET		ACTUAL (GAAP Basis)	VARIANCE Final to Actual
	Original	Final		
<b>REVENUES</b>				
Local sources	\$ 44,837,520	\$ 44,841,520	\$ 44,908,619	\$ 67,099
State sources	21,080,884	21,076,884	20,957,431	(119,453)
Federal sources	1,120,584	1,120,584	855,501	(265,083)
<b>TOTAL REVENUES</b>	67,038,988	67,038,988	66,721,551	(317,437)
<b>EXPENDITURES</b>				
<b>INSTRUCTIONAL SERVICES:</b>				
Regular programs - elementary/secondary	26,963,191	27,022,430	26,467,947	554,483
Special programs - elementary/secondary	11,653,855	11,652,054	11,449,112	202,942
Vocational education	2,119,000	2,119,000	2,118,903	97
Other instructional programs - elementary/secondary	322,799	322,799	308,237	14,562
<b>TOTAL INSTRUCTIONAL SERVICES</b>	41,058,845	41,116,283	40,344,199	772,084
<b>SUPPORT SERVICES:</b>				
Students	2,315,456	2,316,481	2,317,530	(1,049)
Instructional staff	2,390,743	2,390,443	2,144,522	245,921
Administration	4,042,638	4,061,993	4,023,512	38,481
Pupil health	712,956	712,957	645,421	67,536
Business	810,400	810,400	819,624	(9,224)
Operation and maintenance of plant	5,181,446	5,186,446	4,717,097	469,349
Student transportation	2,844,500	2,844,500	1,836,183	1,008,317
Central	2,418,302	2,324,572	2,205,307	119,265
Other	30,000	30,000	29,271	729
<b>TOTAL SUPPORT SERVICES</b>	20,746,441	20,677,792	18,738,467	1,939,325
<b>OPERATION OF NONINSTRUCTIONAL SERVICES:</b>				
Student activities	1,179,292	1,190,503	1,137,372	53,131
Community services	17,000	17,000	16,374	626
<b>TOTAL OPERATION OF NONINSTRUCTIONAL SERVICES</b>	1,196,292	1,207,503	1,153,746	53,757
<b>DEBT SERVICE</b>	4,937,710	4,937,710	4,937,704	6
Refund of prior year revenues	-	-	8	(8)
<b>TOTAL EXPENDITURES</b>	67,939,288	67,939,288	65,174,124	2,765,164
<b>(DEFICIENCY) EXCESS OF REVENUES OVER EXPENDITURES</b>	(900,300)	(900,300)	1,547,427	2,447,727

POTTSGROVE SCHOOL DISTRICT

BUDGETARY COMPARISON SCHEDULE FOR THE GENERAL FUND - CONTINUED

For the Year Ended June 30, 2020

	BUDGET		ACTUAL (GAAP Basis)	VARIANCE Final to Actual
	Original	Final		
<b>OTHER FINANCING USES</b>				
Transfers out	-	-	(6,962)	(6,962)
Budgetary reserve	(625,000)	(625,000)	-	625,000
<b>TOTAL OTHER FINANCING USES</b>	<u>(625,000)</u>	<u>(625,000)</u>	<u>(6,962)</u>	<u>618,038</u>
<b>REVENUES (UNDER) OVER EXPENDITURES AND OTHER FINANCING USES</b>	<u>\$ (1,525,300)</u>	<u>\$ (1,525,300)</u>	1,540,465	<u>\$ 3,065,765</u>
<b>FUND BALANCE - BEGINNING OF YEAR</b>			<u>14,848,089</u>	
<b>FUND BALANCE - END OF YEAR</b>			<u>\$ 16,388,554</u>	

**POTTSGROVE SCHOOL DISTRICT**

**NOTE TO REQUIRED SUPPLEMENTARY INFORMATION**

**For the Year Ended June 30, 2020**

**BUDGETARY DATA**

---

The budget for the general fund is adopted on the modified accrual basis of accounting which is consistent with generally accepted accounting principles.

The amounts reported as the original budgeted amounts in the budgetary statements reflect the amounts in the PDE 2028 when the original appropriations were adopted. The amounts reported as the final budgeted amounts in the budgetary statements reflect the amounts after all 2019/2020 budget transfers.

**Excess of Expenditures Over Appropriations in Individual Funds**

No individual governmental fund required to have a legally adopted budget had an excess of expenditures over appropriations.

**Budgetary Compliance**

The District's only legally adopted budget is for the General Fund. All budgetary transfers were made within the last nine months of the fiscal year. The District cancels all purchase orders open at year end; therefore, it does not have any outstanding encumbrances at June 30, 2020. In addition, the District includes a portion of the prior year's fund balance represented by unappropriated liquid assets remaining in the fund as budgeted revenue in the succeeding year. The results of operations on a GAAP basis does not recognize the fund balance allocation as revenue as it represents prior period's excess of revenues over expenditures.

**POTTSGROVE SCHOOL DISTRICT**

**SCHEDULE OF THE DISTRICT'S PROPORTIONATE SHARE OF THE NET PENSION LIABILITY  
AND RELATED RATIOS - PENSION PLAN**

**LAST TEN FISCAL YEARS**

	<u>2020</u>	<u>2019</u>	<u>2018</u>	<u>2017</u>	<u>2016</u>	<u>2015</u>	<u>2014</u>
District's proportion of the collective net pension liability	0.1980%	0.1980%	0.1984%	0.1980%	0.1966%	0.1947%	0.1933%
District's proportionate share of the collective net pension liability	\$ 92,630,000	\$ 95,050,000	\$ 97,987,000	\$ 98,123,000	\$ 85,158,000	\$ 77,064,000	\$ 79,130,000
District's covered payroll	\$ 27,313,174	\$ 26,668,912	\$ 26,419,214	\$ 25,642,133	\$ 25,299,467	\$ 24,842,405	\$ 24,806,966
District's proportionate share of the net pension liability as a percentage of its covered payroll	339.14%	356.41%	370.89%	382.66%	336.60%	310.21%	318.98%
Plan fiduciary net position as a percentage of the total pension liability	55.56%	54.00%	51.84%	50.14%	54.36%	57.24%	54.50%

The District's covered payroll noted above is as of the measurement date of the net pension liability, which is one year prior to the fiscal year end.

**NOTES TO SCHEDULE**

*Changes of Benefit Terms*

With passage of Act 5 class T-E and T-F members are now permitted to elect lump-sum payment of member contributions upon retirement.

*Changes of Assumptions*

None.

This schedule is presented to illustrate the requirement to show information for 10 years. However, until a full 10-year trend is compiled, information for only those years available is shown.



POTTSGROVE SCHOOL DISTRICT

SCHEDULE OF DISTRICT'S CONTRIBUTIONS - PENSION PLAN

LAST TEN FISCAL YEARS

	2020	2019	2018	2017	2016	2015	2014	2013	2012	2011
Contractually required contribution	\$ 9,355,406	\$ 8,928,714	\$ 8,525,053	\$ 7,679,792	\$ 6,429,056	\$ 5,251,695	\$ 3,994,419	\$ 2,873,169	\$ 1,982,049	\$ 1,258,545
Contributions in relation to the contractually required contribution	9,355,406	8,928,714	8,525,053	7,679,792	6,429,056	5,251,695	3,994,419	2,873,169	1,982,049	1,258,545
Contribution deficiency (excess)	\$ -	\$ -	\$ -	\$ -	\$ -	\$ -	\$ -	\$ -	\$ -	\$ -
District's covered payroll	\$ 27,977,316	\$ 27,313,174	\$ 26,668,912	\$ 26,419,214	\$ 25,642,133	\$ 25,299,467	\$ 24,842,405	\$ 24,806,966		
Contributions as a percentage of covered payroll	33.44%	32.69%	31.97%	29.07%	25.07%	20.76%	16.08%	11.58%		

NOTE: This schedule is presented to illustrate the requirement to show information for 10 years. However, until a full 10-year trend is compiled, information for only those years available is shown.

POTTSGROVE SCHOOL DISTRICT

SCHEDULE OF THE DISTRICT'S PROPORTIONATE SHARE OF THE NET OPEB LIABILITY  
AND RELATED RATIOS - PSERS OPEB PLAN

LAST TEN FISCAL YEARS

	2020	2019	2018	2017
District's proportion of the collective net PSERS OPEB liability	0.1980%	0.1980%	0.1984%	0.1980%
District's proportionate share of the collective net PSERS OPEB liability	\$ 4,211,000	\$ 4,128,000	\$ 4,042,000	\$ 4,265,000
District's covered payroll	\$ 27,313,174	\$ 26,668,912	\$ 26,419,214	\$ 25,642,133
District's proportionate share of the net PSERS OPEB liability as a percentage of its covered payroll	15.42%	15.48%	15.30%	16.63%
Plan fiduciary net position as a percentage of the total PSERS OPEB liability	5.56%	5.56%	5.73%	5.47%

The District's covered payroll noted above is as of the measurement date of the net pension liability, which is one year prior to the fiscal year end.

**NOTES TO SCHEDULE**

*Changes of Benefit Terms*

None.

*Changes of Assumptions*

Significant changes of assumptions for the June 30, 2019 measurement date are as follows:

- The discount rate changed from 2.98% to 2.79%.

This schedule is presented to illustrate the requirement to show information for 10 years. However, until a full 10-year trend is compiled, information for only those years available is shown.

POTTSGROVE SCHOOL DISTRICT

SCHEDULE OF DISTRICT CONTRIBUTIONS - PSERS OPEB PLAN

LAST TEN FISCAL YEARS

	2020	2019	2018	2017	2016	2015	2014	2013	2012	2011
Contractually required contribution	\$ 235,568	\$ 227,327	\$ 222,930	\$ 218,295	\$ 216,016	\$ 230,562	\$ 232,176	\$ 214,863	\$ 161,042	\$ 161,094
Contributions in relation to the contractually required contribution	235,568	227,327	222,930	218,295	216,016	230,562	232,176	214,863	161,042	161,094
Contribution deficiency (excess)	<u>\$ -</u>	<u>\$ -</u>	<u>\$ -</u>	<u>\$ -</u>	<u>\$ -</u>	<u>\$ -</u>	<u>\$ -</u>	<u>\$ -</u>	<u>\$ -</u>	<u>\$ -</u>
District's covered payroll	\$ 27,977,316	\$ 27,313,174	\$ 26,668,912	\$ 26,419,214	\$ 25,642,133	\$ 25,299,467	\$ 24,842,405	\$ 24,806,966		
Contributions as a percentage of covered payroll	0.84%	0.83%	0.84%	0.83%	0.84%	0.91%	0.93%	0.87%		

NOTE: This schedule is presented to illustrate the requirement to show information for 10 years. However, until a full 10-year trend is compiled, information for only those years available is shown.

POTTSGROVE SCHOOL DISTRICT

SCHEDULE OF CHANGES IN NET OPEB LIABILITY AND RELATED RATIOS -  
DISTRICT OPEB PLAN

LAST TEN FISCAL YEARS

	2020	2019	2018
Total OPEB Liability:			
Service cost	\$ 358,494	\$ 316,268	\$ 312,643
Interest	107,590	116,861	85,452
Differences between expected and actual experience	-	(488,455)	-
Changes in assumptions	(98,337)	7,475	51,900
Benefit payments	(107,987)	(128,872)	(179,020)
Net change in total OPEB liability	259,760	(176,723)	270,975
Total OPEB liability, beginning	3,310,401	3,487,124	3,216,149
Total OPEB liability, ending	<u>\$ 3,570,161</u>	<u>\$ 3,310,401</u>	<u>\$ 3,487,124</u>
Covered Employee Payroll	<u>\$ 28,009,273</u>	<u>\$ 28,009,273</u>	<u>\$ 24,123,414</u>
Total OPEB Liability as a Percentage of Covered Employee Payroll	12.75%	11.82%	14.46%

NOTES TO SCHEDULE

*Changes of Benefit Terms*

None.

*Changes of Assumptions*

Significant changes in assumptions for the July 1, 2019 measurement date are as follows:

- The discount rate changed from 2.98% to 3.36%.

This schedule is presented to illustrate the requirement to show information for 10 years. However, until a full 10-year trend is compiled, information for only those years available is shown.

## **SUPPLEMENTARY INFORMATION**

POTTSGROVE SCHOOL DISTRICT

SCHEDULE OF EXPENDITURES OF FEDERAL AWARDS

For the Year Ended June 30, 2020

Federal Grantor/Pass-Through Grantor/Program Title	Source Code	Federal CFDA Number	Pass-Through Grantor's Number	Program or Award Amount	Grant Period Beginning/ Ending Dates	Receipts for the Year	Accrued (Unearned) Revenue at July 1, 2019	Revenue Recognized/ Expenditures	Accrued (Unearned) Revenue at June 30, 2020
<b><u>U.S. Department of Education</u></b>									
Passed through the Commonwealth of Pennsylvania									
Department of Education:									
Title I Grants to Local Education Agencies	I	84.010	013-190347	\$ 467,699	07/1/2018 - 09/30/2019	\$ 108,181	\$ 17,876	\$ 90,305	\$ -
Title I Grants to Local Education Agencies	I	84.010	013-200347	463,959	07/1/2019 - 09/30/2020	309,328	-	407,674	98,346
Subtotal - CFDA 84.010						417,509	17,876	497,979	98,346
Supporting Effective Instruction State Grant	I	84.367	020-190347	98,835	07/1/2018 - 09/30/2019	53,216	17,877	35,339	-
Supporting Effective Instruction State Grant	I	84.367	020-200347	98,030	07/1/2019 - 09/30/2020	32,310	-	4,151	(28,159)
Subtotal - CFDA 84.367						85,526	17,877	39,490	(28,159)
Student Support and Academic Enrichment Program	I	84.424	144-180347	10,472	07/1/2017 - 09/30/2018	7,480	(1,736)	9,216	-
Student Support and Academic Enrichment Program	I	84.424	144-190347	30,300	07/1/2018 - 09/30/2019	2,331	(6,992)	21,506	12,183
Student Support and Academic Enrichment Program	I	84.424	144-200347	35,005	07/1/2019 - 09/30/2020	11,668	-	-	(11,668)
Subtotal - CFDA 84.424						21,479	(8,728)	30,722	515
Passed through the Montgomery County Intermediate Unit:									
English Language Acquisition State Grants	I	84.365		1,889	07/1/2017 - 09/30/2018	905	-	905	-
English Language Acquisition State Grants	I	84.365		1,284	07/1/2018 - 09/30/2019	1,284	-	1,284	-
English Language Acquisition State Grants	I	84.365		1,298	07/1/2019 - 09/30/2020	1,126	-	1,168	42
Subtotal - CFDA 84.365						3,315	-	3,357	42
Special Education Cluster (IDEA)									
Special Education - Grants to States	I	84.027	062-19-0023	642,959	07/1/2018 - 06/30/2019	342,099	342,099	-	-
Special Education - Grants to States	I	84.027	062-20-0023	614,241	07/1/2019 - 06/30/2020	302,946	-	614,241	311,295
Subtotal - CFDA 84.027						645,045	342,099	614,241	311,295
Special Education - Preschool Grants	I	84.173	FA-062-20-0023	1,890	07/1/2019 - 06/30/2020	-	-	1,890	1,890
Total Special Education Cluster (IDEA)						645,045	342,099	616,131	313,185
<b>TOTAL U.S. DEPARTMENT OF EDUCATION</b>						1,172,874	369,124	1,187,679	383,929
<b><u>U.S. Department of Health and Human Services</u></b>									
Medicaid Cluster									
Passed through the Pennsylvania Department of Human Services:									
Medical Assistance Program	I	93.778	N/A	N/A	07/01/2019 - 06/30/2020	5,804	-	5,804	-
<b>TOTAL MEDICAID CLUSTER AND U.S. DEPARTMENT OF HEALTH AND HUMAN SERVICES</b>						5,804	-	5,804	-

See notes to schedule of expenditures of federal awards.

POTTSGROVE SCHOOL DISTRICT

SCHEDULE OF EXPENDITURES OF FEDERAL AWARDS

For the Year Ended June 30, 2020

Federal Grantor/Pass-Through Grantor/Program Title	Source Code	Federal CFDA Number	Pass-Through Grantor's Number	Program or Award Amount	Grant Period Beginning/ Ending Dates	Receipts for the Year	Accrued (Unearned) Revenue at July 1, 2019	Revenue Recognized/ Expenditures	Accrued (Unearned) Revenue at June 30, 2020
<b><u>U.S. Department of Agriculture</u></b>									
Child Nutrition Cluster									
Passed through the Commonwealth of Pennsylvania									
Department of Education:									
School Breakfast Program	I	10.553	N/A	N/A	07/01/18 - 06/30/2019	23,759	23,759	-	-
School Breakfast Program	I	10.553	N/A	N/A	07/01/19 - 06/30/2020	107,451	-	107,451	-
COVID-19 School Breakfast Program	I	10.553	N/A	N/A	07/01/19 - 06/30/2020	114,882	-	128,654	13,772
Subtotal - CFDA 10.553						246,092	23,759	236,105	13,772
National School Lunch Program	I	10.555	N/A	N/A	07/01/18 - 06/30/2019	71,994	71,994	-	-
National School Lunch Program	I	10.555	N/A	N/A	07/01/19 - 06/30/2020	330,951	-	330,951	-
COVID-19 National School Lunch Program	I	10.555	N/A	N/A	07/01/19 - 06/30/2020	227,019	-	248,929	21,910
Passed through Commonwealth of Pennsylvania									
Department of Agriculture:									
National School Lunch Program	I	10.555	N/A	N/A	07/01/19 - 06/30/2020	99,306	(2,685)	88,219	(13,772)
Subtotal - CFDA 10.555						729,270	69,309	668,099	8,138
Total Child Nutrition Cluster						975,362	93,068	904,204	21,910
Passed through the Commonwealth of Pennsylvania									
Department of Education:									
School breakfast mini-grant	I	10.579	N/A	N/A	07/01/19 - 06/30/2020	13,913	-	2,265	(11,648)
<b>TOTAL U.S. DEPARTMENT OF AGRICULTURE</b>						989,275	93,068	906,469	10,262
<b>TOTAL FEDERAL AWARDS</b>						<u>\$ 2,167,953</u>	<u>\$ 462,192</u>	<u>\$ 2,099,952</u>	<u>\$ 394,191</u>

Source Code: I = Indirect Source of Funding

NOTE: No funds were passed through to subrecipients in the year ended June 30, 2020.

**POTTSGROVE SCHOOL DISTRICT**

**NOTES TO SCHEDULE OF EXPENDITURES OF FEDERAL AWARDS**

**For the Year Ended June 30, 2020**

**NOTE 1 - BASIS OF PRESENTATION**

---

The accompanying schedule of expenditures of federal awards (the Schedule) includes the federal awards activity of Pottsgrove School District under programs of the federal government for the year ended June 30, 2020. The information in this Schedule is presented in accordance with the requirements of Title 2 U.S. *Code of Federal Regulations* Part 200, *Uniform Administrative Requirements, Cost Principles, and Audit Requirements for Federal Awards* (Uniform Guidance). Because the Schedule presents only a selected portion of the operations of Pottsgrove School District, it is not intended to and does not present the financial position, changes in net position, or cash flows of Pottsgrove School District.

**NOTE 2 - SUMMARY OF SIGNIFICANT ACCOUNTING POLICIES**

---

Expenditures reported on the Schedule are reported on the accrual basis of accounting. Such expenditures are recognized following the cost principles contained in Uniform Guidance, wherein certain types of expenditures are not allowable or are limited as to the reimbursement. Negative amounts shown on the Schedule represent adjustment or credits made in the normal course of business amounts reported as expenditures in prior years.

**NOTE 3 - DE MINIMIS RATE FOR INDIRECT COSTS**

---

The District did not elect to use the de minimis rate for indirect costs.

**NOTE 4 - ACCESS PROGRAM**

---

The District participates in the ACCESS Program which is a medical assistance program that reimburses local educational agencies for direct eligible health-related services provided to enrolled special needs students. Reimbursements are federal source revenues but are classified as fee-for-service and are not considered federal financial assistance. The amount of ACCESS funding classified as fee-for-service and recognized for the year ended June 30, 2020, was \$281,507.

**NOTE 5 - FOOD COMMODITIES**

---

Nonmonetary assistance is reported in the Schedule at the fair market value of the commodities received and disbursed. At June 30, 2020, the District had \$13,772 of food commodity inventory.



**INDEPENDENT AUDITOR'S REPORT ON INTERNAL CONTROL OVER FINANCIAL REPORTING  
AND ON COMPLIANCE AND OTHER MATTERS BASED ON AN AUDIT OF  
FINANCIAL STATEMENTS PERFORMED IN ACCORDANCE WITH  
GOVERNMENT AUDITING STANDARDS**

**To the Board of School Directors  
Pottsgrove School District  
Pottstown, Pennsylvania**

We have audited, in accordance with the auditing standards generally accepted in the United States of America and the standards applicable to financial audits contained in *Government Auditing Standards* issued by the Comptroller General of the United States, the financial statements of the governmental activities, the business-type activities, each major fund, and the aggregate remaining fund information of the Pottsgrove School District, as of and for the year ended June 30, 2020, and the related notes to the financial statements, which collectively comprise Pottsgrove School District's basic financial statements, and have issued our report thereon dated December 11, 2020.

**Internal Control Over Financial Reporting**

In planning and performing our audit of the financial statements, we considered Pottsgrove School District's internal control over financial reporting (internal control) to determine the audit procedures that are appropriate in the circumstances for the purpose of expressing our opinions on the financial statements, but not for the purpose of expressing an opinion on the effectiveness of Pottsgrove School District's internal control. Accordingly, we do not express an opinion on the effectiveness of Pottsgrove School District's internal control.

A *deficiency in internal control* exists when the design or operation of a control does not allow management or employees, in the normal course of performing their assigned functions, to prevent, or detect and correct, misstatements on a timely basis. A *material weakness* is a deficiency, or a combination of deficiencies, in internal control, such that there is a reasonable possibility that a material misstatement of the entity's financial statements will not be prevented, or detected and corrected on a timely basis. A *significant deficiency* is a deficiency, or a combination of deficiencies, in internal control that is less severe than a material weakness, yet important enough to merit attention by those charged with governance.

Our consideration of internal control was for the limited purpose described in the first paragraph of this section and was not designed to identify all deficiencies in internal control that might be material weaknesses or significant deficiencies. Given these limitations, during our audit we did not identify any deficiencies in internal control that we consider to be material weaknesses. However, material weaknesses may exist that have not been identified.

### **Compliance and Other Matters**

As part of obtaining reasonable assurance about whether Pottsgrove School District's financial statements are free of material misstatement, we performed tests of its compliance with certain provisions of laws, regulations, contracts, and grant agreements, noncompliance with which could have a direct and material effect on the determination of financial statement amounts. However, providing an opinion on compliance with those provisions was not an objective of our audit, and accordingly, we do not express such an opinion. The results of our tests disclosed no instances of noncompliance or other matters that are required to be reported under *Government Auditing Standards*.

### **Purpose of this Report**

The purpose of this report is solely to describe the scope of our testing of internal control and compliance and the results of that testing, and not to provide an opinion on the effectiveness of the District's internal control or on compliance. This report is an integral part of an audit performed in accordance with *Government Auditing Standards* in considering the District's internal control and compliance. Accordingly, this communication is not suitable for any other purpose.

*Herbein + Company, Inc.*

**Reading, Pennsylvania  
December 11, 2020**

**INDEPENDENT AUDITOR'S REPORT ON COMPLIANCE FOR EACH MAJOR  
PROGRAM AND ON INTERNAL CONTROL OVER COMPLIANCE  
REQUIRED BY THE UNIFORM GUIDANCE**

**To the Board of School Directors  
Pottsgrove School District  
Pottstown, Pennsylvania**

**Report on Compliance for Each Major Federal Program**

We have audited Pottsgrove School District's compliance with the types of compliance requirements described in the *OMB Compliance Supplement* that could have a direct and material effect on each of Pottsgrove School District's major federal programs for the year ended June 30, 2020. Pottsgrove School District's major federal programs are identified in the summary of auditor's results section of the accompanying schedule of findings and questioned costs.

**Management's Responsibility**

Management is responsible for compliance with federal statutes, regulations, and the terms and conditions of its federal awards applicable to its federal programs.

**Auditor's Responsibility**

Our responsibility is to express an opinion on compliance for each of Pottsgrove School District's major federal programs based on our audit of the types of compliance requirements referred to above. We conducted our audit of compliance in accordance with auditing standards generally accepted in the United States of America; the standards applicable to financial audits contained in *Government Auditing Standards*, issued by the Comptroller General of the United States; and the audit requirements of Title 2 U.S. *Code of Federal Regulations* Part 200, *Uniform Administrative Requirements, Cost Principles, and Audit Requirements for Federal Awards* (Uniform Guidance). Those standards and the Uniform Guidance require that we plan and perform the audit to obtain reasonable assurance about whether noncompliance with the types of compliance requirements referred to above that could have a direct and material effect on a major federal program occurred. An audit includes examining, on a test basis, evidence about Pottsgrove School District's compliance with those requirements and performing such other procedures as we considered necessary in the circumstances.

We believe that our audit provides a reasonable basis for our opinion on compliance for each major federal program. However, our audit does not provide a legal determination of Pottsgrove School District's compliance.

### **Opinion on Each Major Federal Program**

In our opinion, the Pottsgrove School District complied, in all material respects, with the types of compliance requirements referred to above that could have a direct and material effect on each of its major federal programs for the year ended June 30, 2020.

### **Report on Internal Control Over Compliance**

Management of the Pottsgrove School District is responsible for establishing and maintaining effective internal control over compliance with the types of compliance requirements referred to above. In planning and performing our audit of compliance, we considered the Pottsgrove School District's internal control over compliance with the types of requirements that could have a direct and material effect on each major federal program to determine the auditing procedures that are appropriate in the circumstances for the purpose of expressing an opinion on compliance for each major federal program and to test and report on internal control over compliance in accordance with the Uniform Guidance, but not for the purpose of expressing an opinion on the effectiveness of internal control over compliance. Accordingly, we do not express an opinion on the effectiveness of the Pottsgrove School District's internal control over compliance.

*A deficiency in internal control over compliance* exists when the design or operation of a control over compliance does not allow management or employees, in the normal course of performing their assigned functions, to prevent, or detect and correct, noncompliance with a type of compliance requirement of a federal program on a timely basis. *A material weakness in internal control over compliance* is a deficiency, or combination of deficiencies, in internal control over compliance, such that there is a reasonable possibility that material noncompliance with a type of compliance requirement of a federal program will not be prevented, or detected and corrected, on a timely basis. *A significant deficiency in internal control over compliance* is a deficiency, or a combination of deficiencies, in internal control over compliance with a type of compliance requirement of a federal program that is less severe than a material weakness in internal control over compliance, yet important enough to merit attention by those charged with governance.

Our consideration of internal control over compliance was for the limited purpose described in the first paragraph of this section and was not designed to identify all deficiencies in internal control over compliance that might be material weaknesses or significant deficiencies. We did not identify any deficiencies in internal control over compliance that we consider to be material weaknesses. However, material weaknesses may exist that have not been identified.

The purpose of this report on internal control over compliance is solely to describe the scope of our testing of internal control over compliance and the results of that testing based on the requirements of the Uniform Guidance. Accordingly, this report is not suitable for any other purpose.

*Herbein + Company, Inc.*

**Reading, Pennsylvania  
December 11, 2020**

POTTSGROVE SCHOOL DISTRICT

SCHEDULE OF FINDINGS AND QUESTIONED COSTS

For the Year Ended June 30, 2020

---

**Section I - Summary of Auditor's Results**

**Financial Statements**

Type of auditor's report issued: Unmodified

Internal control over financial reporting:

Material weakness(es) identified?        yes   X   no

Significant deficiency(ies) identified not considered to be material weaknesses?        yes   X   none reported

Noncompliance material to financial statements noted?        yes   X   no

**Federal Awards**

Internal control over major programs:

Material weakness(es) identified?        yes   X   no

Significant deficiency(ies) identified not considered to be material weaknesses?        yes   X   none reported

Type of auditor's report issued on compliance for major programs: Unmodified

Any audit findings disclosed that are required to be reported in accordance with 2 CFR Section 200.516(a)?        yes   X   no

**Identification of major program(s):**

<u>CFDA Number(s)</u>	<u>Name of Federal Program or Cluster</u>
<u>Child Nutrition Cluster</u>	
10.553	School Breakfast Program
10.553	COVID-19 School Breakfast Program
10.555	National School Lunch Program
10.555	COVID-19 National School Lunch Program

Dollar threshold used to distinguish between Type A and Type B programs: \$750,000

Auditee qualified as low-risk auditee?   X   yes        no

**POTTSGROVE SCHOOL DISTRICT**  
**SCHEDULE OF FINDINGS AND QUESTIONED COSTS**

**For the Year Ended June 30, 2020**

---

**Section II - Financial Statement Findings**

There were no financial statement findings.

**Section III - Federal Awards Findings and Questioned Costs**

There were no federal awards findings or questioned costs reported.



## **POTTSGROVE SCHOOL DISTRICT**

---

### **ADMINISTRATIVE OFFICES**

1301 Kauffman Road  
Pottstown, PA 19464-2398  
Phone: (610) 327-2277  
Fax: (610) 327-2530

### **STATUS OF PRIOR YEAR FINDINGS AND QUESTIONED COSTS**

**For the Year Ended June 30, 2020**

---

#### **Section II - Financial Statement Findings**

There were no financial statement findings reported for the year ended June 30, 2019.

#### **Section III - Federal Awards Findings and Questioned Costs**

There were no federal awards findings reported for the year ended June 30, 2019.