




# 2021-22 ELPAC Data

**Julie Kane**  
**Director of Special**  
**Projects**

September 22, 2022



# How are our English Learners progressing towards **English Language Proficiency?**



## Reclassification Rate

	2020-21			2021-22		
School	#EL	#RFEP	% RFEP	#EL	# RFEP	% RFEP
Addams	141	74	42%	134	50	37%
Rogers	180	71	30%	147	66	45%
Anderson	186	21	9%	228	44	19%
Green	188	15	7%	208	40	19%
Mitchell	131	10	6%	130	30	23%
FDR	175	7	3%	190	43	23%
Smith	110	5	5%	118	15	13%
Twain	158	8	5%	162	47	29%
<b>LESD Total</b>	1,269	211	17%	1,317	335	25%

English  
Learner

Reclassified  
Fluent  
English  
Proficient

# Why does reclassification matter?

- **Critical for English learners' academic success**
- **Opens up opportunities for our students in middle school and high school to participate in electives and pursue their interests**
- **Engenders self-confidence and self-efficacy**

## Upcoming Reclassification Ceremonies

**December:** Anderson, FDR, Mitchell & Smith

**Spring:** Twain, Green, Rogers, Addams



# Reclassification Criteria

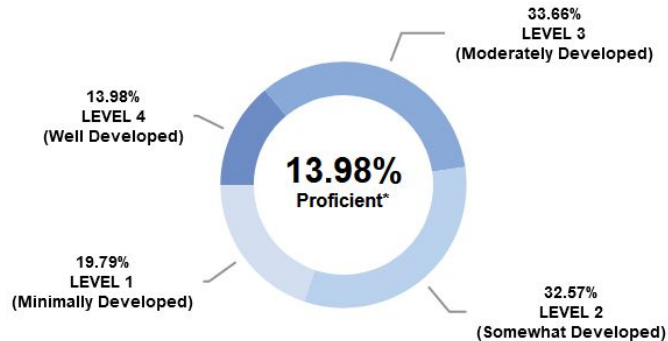
- 1. ELPAC Overall Level 4**
- 2. Comparison of Performance in Basic Skills**
- 3. Teacher Recommendation**
- 4. Parent Consultation**

# Summative ELPAC Scores

## California 2021

### English Language Proficiency for Summative ELPAC

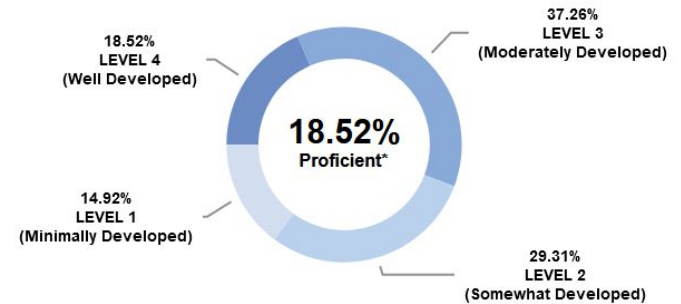
Percent of students within each performance level



## LESD 2020-21

### English Language Proficiency for Summative ELPAC

Percent of students within each performance level



# ELPAC growth from 2020-21 to 2021-22

	<b>2020-21</b>	<b>2021-22</b>	<b>Change</b>
Level 4	18.5%	20%	+1.5%
Level 3	37.26%	42%	+4.74%
Level 2	29.31%	27%	-2.31%
Level 1	14.92%	11%	-3.92%

# Percentage of English Learners who made one year's growth on ELPAC



Current Grade	Percentage
1st	44%
2nd	70%
3rd	24%
4th	46%
5th	35%
6th	28%
7th	20%
8th	23%





# Are English Learners demonstrating significant learning loss based on ELPAC?

Pre-pandemic



2019-20



2020-21



2021-22

90% tested remotely



10% in person



Alternate ELPAC field test



95% of all students tested in person

MARCH 2020						
	Monday	Tuesday	Wednesday	Thursday	Friday	
100 Determined by site	2 Whole Group ELPAC 3-9 2nd grade writing (10:1)	3 Whole Group ELPAC 3-9 2nd grade writing (10:1)	4 Whole Group ELPAC 3-9 2nd grade writing (10:1)	5 PBS PYP/PD planning Parent Conferences	6 PYP/PD 1st planning (10:1) 2nd planning (10:1) 3rd planning (10:1)	
100 UET ELPAC (10:1)	9 11 Grades 3-9 (Spelling) 1st-2nd -10:00	10 11 Grades 3-9 (Spelling) 1st-2nd -10:00	11 11 Grades 3-9 (Spelling) 1st-2nd -10:00	12 1st planning 10:00	13 2nd planning 10:00	
	West: Sarah	West: Melissa	West: Melissa			
100 UET ELPAC (10:1)	16 11 Grades 3-9 East: Pugsley West: Green	17 11 Grades 3-9 East: Pugsley West: Green	18 11 Grades 3-9 East: Pugsley West: Green	19 11 Grades 3-9 East: Pugsley West: Green	20 11 Grades 3-9 East: Pugsley West: Green	

**School Closures**

# No Indication of Learning Loss



Grade in 2018-19	% students making 1-year's growth	Grade in 2021-22	% students making 1-year's growth
1st	44%	1st	44%
2nd	65%	2nd	70%
3rd	29%	3rd	24%
4th	52%	4th	46%
5th	35%	5th	35%
6th	19%	6th	28%
7th	24%	7th	20%
8th	11%	8th	23%

# Our plan to accelerate language acquisition





Professional development on how to use **designated ELD** to prepare students for success in academic conversations in content classes by focusing on language structures and vocabulary, and how to **integrate** those **ELD** supports into content classes.



# Our plan to accelerate language acquisition

Monitor growth in language proficiency using ELPAC task types 2-3x/yr

TK/K - 1st	2nd	3rd - 5th	6th - 8th
<p>Speaking Task: Summarize an Academic Presentation</p>	<p>Writing Task: Write an informational text together</p>	<p>Writing Task: Write about academic information</p>	<p>Writing Task: Justify an Opinion</p>
<p>Speaking Task: Summarize an Academic presentation - TK/Kinder (Trimester 2)</p> 	<p>Write an Informational Text Together (TI) Teacher Script- Hamsters</p> <p>Say- Now I am going to tell you some information about hamsters. Listen carefully. Then we will write about what we have learned.</p> <p>Say- A hamster is a small animal. They have soft fur. Hamsters have four paws and a short tail. Hamsters eat mostly seeds and nuts. They have pouches in their cheeks that they use to store food. Hamsters are nocturnal which means they sleep during the day and are active at night.</p> <p>I. Say- Let's write about what we learned. Say- The first sentence is: A hamster is a small animal. Say- I have a sentence to add. I will say the sentence, and you will write the sentence. Point to the write-on line. Say- They have soft fur. Repeat the sentence as necessary. Pause for students to write.</p>	 <p>Section 1 of 6</p> <p>Trimester 1- Write about academic information</p> <p>In this task type, you will read a graphic organizer that presents academic information. Then, you will use the graphic organizer to write a description.</p>	<p>Each assessment adding a layer of complexity</p> <ul style="list-style-type: none"> <li>● ACE strategy</li> <li>● Responding to a short text</li> </ul>



**What questions  
might you have?**



© 2022 LESD

*Let's dig a little deeper into the data.*



Let's put our average growth into context with requirements for reclassification.

### Summative ELPAC Overall Scale Score Ranges

Grade	Level 1	Level 2	Level 3	Level 4
K	1150-1373	1374-1421	1422-1473	1474-1700
1	1150-1410	1411-1454	1455-1506	1507-1700
2	1150-1423	1424-1470	1471-1530	1532-1700
3	1150-1447	1448-1487	1488-1534	1535-1800
4	1150-1458	1459-1498	1499-1548	1549-1800
5	1150-1466	1467-1513	1514-1559	1560-1800
6	1150-1474	1475-1516	1517-1566	1567-1900
7	1150-1480	1481-1526	1527-1575	1576-1900
8	1150-1485	1486-1533	1534-1589	1590-1900

1560 (minimum score for Level 4 in 5th grade)

- 1424 (average kinder score)

136 (Distance to Level 4)

136/5 years = 27.2 points growth needed each year to reclassify by the end of 5th grade

## Average scale score growth for students who tested in 2020-21 and 2021-22



<b>Grade in 2020-21</b>	<b>Grade in 2021-22</b>	<b>Ave. Scale score growth needed to reclassify by 5th grade</b>	<b>Actual Ave. Scale Score Growth from 2020-21</b>
<b>K</b>	<b>1st</b>	<b>27.2</b>	24
<b>1st</b>	<b>2nd</b>	<b>29</b>	41
<b>2nd</b>	<b>3rd</b>	<b>33</b>	29
<b>3rd</b>	<b>4th</b>	<b>40</b>	40
<b>4th</b>	<b>5th</b>	<b>49</b>	41



# Average scale score growth for students who tested in 2020-21 and 2021-22



Grade in 2020-21	Grade in 2021-22	Ave. Scale score growth needed to reclassify	Actual Ave. Scale Score Growth from 2020-21
5th	6th	43	27
6th	7th	55	32
7th	8th	65	40

School	2020-21			2021-22		
	#EL	#RFEP	% RFEP	#EL	# RFEP	% RFEP
Addams	141	74	42%	134	50	37%
Rogers	180	71	30%	147	66	45%

**8th grade product**  
 95 ELs started the year  
**37 reclassified (39%)**  
**58 did not (61%)**

Name	English Learners				EL Total	RFEP	Total (Ever-EL)
	EL 0-3 Years	At-Risk 4-5 Years	LTEL 6+ Years	EL 4+ Years Not At-Risk or LTEL			
<a href="#">Lawndale Elementary</a>	34.1%	15.2%	10.7%	1.2%	61.0%	39.0%	2,158
<a href="#">Los Angeles County</a>	23.7%	9.8%	14.5%	1.7%	49.7%	50.3%	433,199
<a href="#">State</a>	24.3%	10.4%	18.0%	1.9%	54.6%	45.4%	1,879,579