


Free!

behavior chart

A positive & visual reinforcement

Choice board

snacks	koosh ball	playground
computer	trampoline	music
Play-Doh	game	toys

I am working for 

I need to earn **4** stars.

★ ★ ★ ★


1 2 3 5 ★

@Marigolds4Teaching

I am working for



I need to earn



stars.

1	2	3	4	5
---	---	---	---	---

Choice board

--

--

--

--

--

--





--

--

--

--

Cut the picture cues out, laminate them, and place velcro on the back of each one.



1


2

3

4

5


game




snacks




music




koosh ball




free time



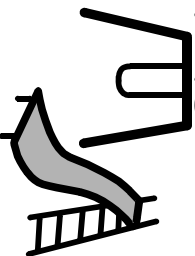
toys



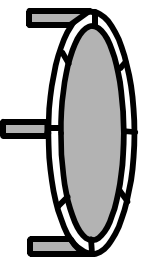
Play-Doh




playground



trampoline



computer





Thank YOU FOR DOWNLOADING OUR PRODUCT!

- Please leave us a review with feedback for this product on Teachers Pay Teachers.
- If you have any questions you can email us directly at:
4teacchers@gmail.com
- For more products like this please visit our account:
[@Marigolds4Teaching.](https://www.teacherspayteachers.com/@Marigolds4Teaching)

Remote Learning Checklist

Before you start:

- Dress according to the school dress code
- Find a well-lit space so your face is seen
- Make your background neat and tidy
- Make sure your audio and camera are on
- Sit up and show attentive body language
- Look at yourself on camera to make sure others can see you



Once the session starts, be responsible in words and actions.

- Pay attention to when you can talk and when you should listen.
- When it's time to share, acknowledge what others have said and share your thoughts.
- Reduce your movements. Resist the urge to move around or fidget.
- Nod when you agree with people. It's nice for others to see you are connecting with their ideas.

